







Bluetooth Speaker Quick Start Guide

-  Power on/off | MIC on/off | reject a call (only active with bluetooth link)
-  Bluetooth on/off | play/pause | de-pair | switch (only active with bluetooth link)
-  Volume up | next track (only active with bluetooth link)
-  Volume down | previous track (only active with bluetooth link)
-  Answer | finish | switch a call (only active with bluetooth link)


Power on/off

Touch and hold the  key for 3 seconds until you hear a 'beep-beep' prompt tone.

Play via cable

Connect the speaker to the audio device with the supplied cable and play music after power on.

Turn on bluetooth

After power on, touch the  key(no need to hold the key) until you hear a 'beep-beep' prompt tone.



Bluetooth pairing

- 1.After power on, turn on bluetooth
- 2.Search for new bluetooth device on your audio/source device
- 3.Select bluetooth speaker from the found devices list
- 4.Enter code 0000 if required



Play via bluetooth

After successful pairing, play music by selecting ' play via bluetooth ' mode on the paired devices .



Volume up/down

While playing via bluetooth, touch the  key repeatedly (no need to hold the key) to increase volume, touch the  key repeatedly (no need to hold the key) to decrease volume.



Next/previous track

While playing via bluetooth, touch and hold the  key for 3 seconds to select next song (Note: Some devices will not support this operation) ; touch and hold the  key for 3 seconds to select previous song (Note: Some devices will not support this operation).


Play/Pause

While playing via bluetooth, touch the  key to pause (no need to hold the key, touch the  key again to resume play (no need to hold the key).

Play mode switch

While in play via bluetooth mode, and meanwhile the bluetooth speaker is connected to another multimedia player via supplied cable, touch and hold the  key for 3 seconds, the play via bluetooth mode will be switched into play via cable mode, touch the  key again (no need to hold the key) to resume play via bluetooth mode.


Answer a call

Touch the  key on the speaker (no need to hold the key) to answer a call while your mobile is pairing with the bluetooth speaker (Note: Prompt tones will be occurring both on your cellphone and bluetooth speaker, choose accordingly).


Dial a call

While your mobile is pairing with the bluetooth speaker, you can choose to finish your conversations through the speaker after you make the dial on your mobile.



Reject a call

While your mobile is pairing with the bluetooth speaker, touch the  key (no need to hold the key) to reject calls you are not willing to answer.


Finish a call

While your mobile is pairing with the bluetooth speaker, touch the  key (no need to hold the key) to finish a call.

Turn off MIC

Touch the  key (no need to hold the key) to turn off MIC if it's not temporarily needed for a conferencing, touch the  key again (no need to hold the key) to turn on MIC if needed.


Incoming call switch

While your mobile is pairing with the bluetooth speaker, touch and hold the  key for 3 seconds to switch the call to your mobile if it's not so convenient to finish the call through the speaker.



Auto re-pair

After pairing and the auto re-pair function on the audio device is on, the bluetooth speaker will automatically re-pair to the audio device it was most recently paired if the de-pair is not done.

De-pair

When in standby/play status while bluetooth is on, touch and hold the  key for 3 seconds to de-pair.

Turn off bluetooth

When in standby/play status while bluetooth is on, touch and hold the  key for 3 seconds to turn off bluetooth, touch the  key again (no need to hold the key) to turn bluetooth on.

Note: The bluetooth speaker can be paired with any bluetooth enabled devices and most mobile phones or PC multimedia players will support the above functions.

FCC ID: ZWT-Y-1

This device complies with Part 15 of the FCC Rules. Operation is subject to the following two conditions: (1) this device may not cause harmful interference, and (2) this device must accept any interference received, including interference that may cause undesired operation.

changes or modifications not expressly approved by the party responsible for compliance could void the user's authority to operate the equipment.

NOTE: RF warning statement: The device has been evaluated to meet general RF exposure requirement. The device can be used in portable exposure condition without restriction.

This equipment has been tested and found to comply with the limits for a Class B digital device, pursuant to Part 15 of the FCC Rules. These limits are designed to provide reasonable protection against harmful interference in a residential installation. This equipment generates, uses and can radiate radio frequency energy and, if not installed and used in accordance with the instructions, may cause harmful interference to radio communications. However, there is no guarantee that interference will not occur in a particular installation. If this equipment does cause harmful interference to radio or television reception, which can be determined by turning the equipment off and on, the user is encouraged to try to correct the interference by one or more of the following measures:

- Reorient or relocate the receiving antenna.
- Increase the separation between the equipment and receiver.
- Connect the equipment into an outlet on a circuit different from that to which the receiver is connected.
- Consult the dealer or an experienced radio/TV technician for help.