

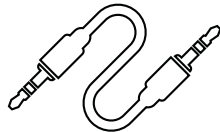
BLUETOOTH VINTAGE MICROPHONE

AGES
6+

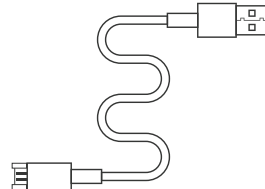
INTRODUCTION

Congratulations on your purchase of the FAO Schwarz® Bluetooth Vintage Microphone! Please read all instructions and warnings on this sheet prior to using the Bluetooth Vintage Microphone. Keep this instruction sheet as it contains important information for future reference.

CONTENTS



Auxiliary Cable



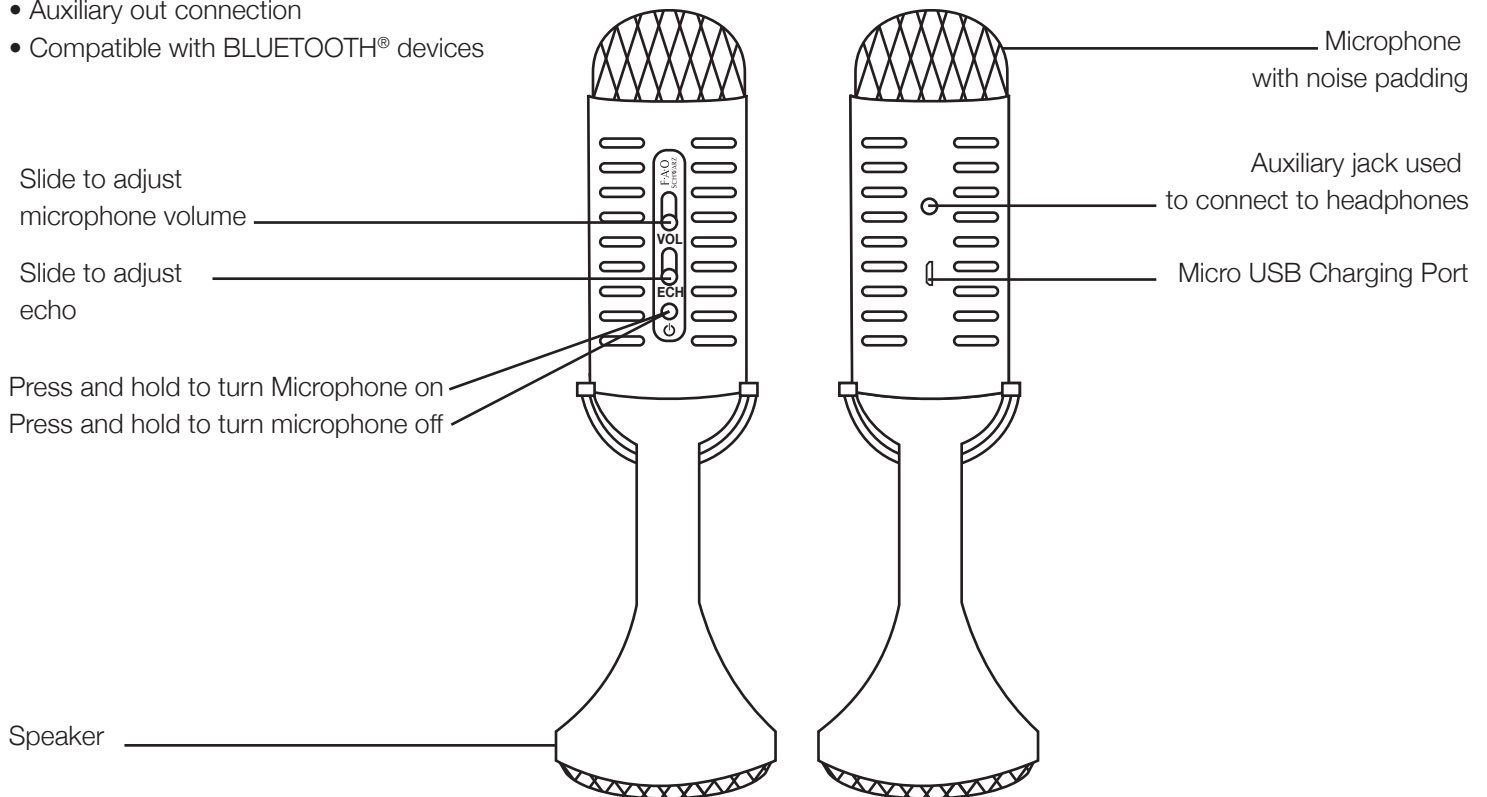
USB Charging Cable



Microphone

FEATURES

- Built in rechargeable battery
- Auxiliary out connection
- Compatible with BLUETOOTH® devices



SAFETY WARNINGS: PLEASE READ ALL SAFETY WARNINGS BEFORE USE

- Inspect the product before every use. If the product appears worn, frayed, cracked, or broken in any manner, discontinue use and discard immediately.
- Do not disassemble.
- Do not use for anything other than its intended purpose.
- Product is not designed for all weather use. Keep away from moisture and extreme temperatures.



CHARGING THE MICROPHONE

1. Attach the small part of the USB Charging Cable to the microphone.
2. Attach the other portion of the cable to a USB port.
3. The power button will light up red indicating the microphone is charging.
4. Remove the USB cable when the red LED light turns off.

Note: It takes approximately 5-6 hours to fully charge microphone.

PAIRING THE MICROPHONE

Your device must have BLUETOOTH® capability. Consult your device manufacturer or user manual if you are unsure if your device has this feature.

Turn off any devices that may have been previously paired to your device.

1. Turn on the microphone by holding down the On/off button.
2. Place your device within 3 feet of the microphone, Figure 1.
3. Enable BLUETOOTH® on your device and search for new BLUETOOTH® devices. Refer to your device's manual on how to enable and operate BLUETOOTH®.
4. Select BT_Microphone from the list of BLUETOOTH® available devices, Figure 2.
5. A tone coming from the Microphone's speaker will notify you when pairing is successful.
6. You can now stream music wirelessly from your device to your Microphone.

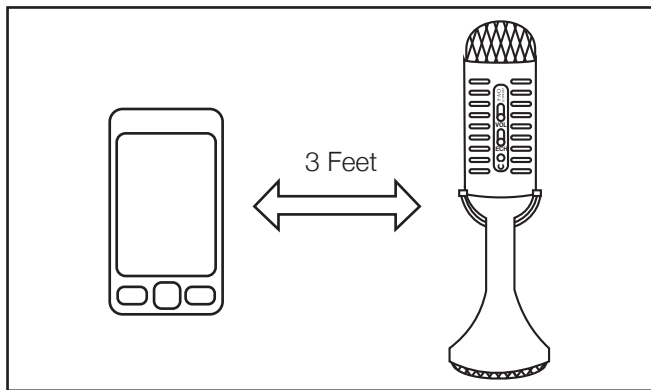


Fig. 1

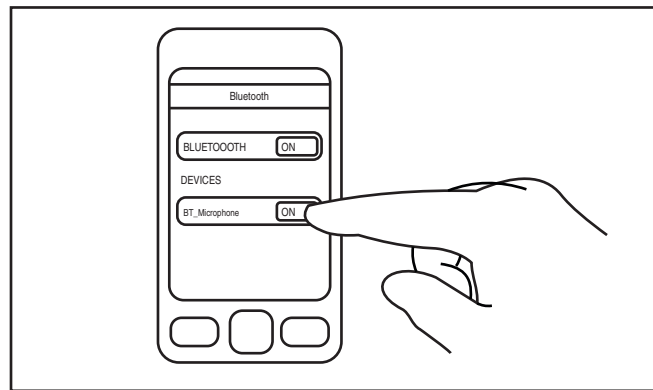


Fig. 2

WARNING: Changes or modifications to this unit not expressly approved by the party responsible for compliance could void the user's authority to operate the equipment.

This device complies with Part 15 of the FCC Rules. Operation is subject to the following two conditions: (1) this device may not cause harmful interference, and (2) this device must accept any interference received, including interference that may cause undesired operation.

Note: This equipment has been tested and found to comply with the limits for a Class B digital device, pursuant to part 15 of the FCC Rules. These limits are designed to provide reasonable protection against harmful interference in a residential installation. This equipment generates, uses and can radiate radio frequency energy and, if not installed and used in accordance with the instructions, may cause harmful interference to radio communications.

However, there is no guarantee that interference will not occur in a particular installation. If this equipment does cause harmful interference to radio or television reception, which can be determined by turning the equipment off and on, the user is encouraged to try to correct the interference by one or more of the following measures:

- Reorient or relocate the receiving antenna.
- Increase the separation between the equipment and receiver.
- Connect the equipment into an outlet on a circuit different from that to which the receiver is connected.
- Consult the dealer or an experienced radio/TV technician for help.

FAO® and FAO Schwarz® names and logos are trademarks or registered trademarks. All rights reserved.

Distributed by ©2017 MerchSource, LLC. Irvine, CA 92618. Model: LD-BT-FMP2017.

Patent Pending

For customer support please call 1-888-987-6533.

The BLUETOOTH® work mark and logos are registered trademarks owned by Bluetooth SIG Inc.

RECHARGEABLE BATTERY WARNING:

- This product contains batteries that are non-replaceable.
- There is a risk of fire and personal injury if battery is punctured, damaged, or misused.
- Do not dismantle, crush, incinerate or short-circuit battery.
- Never expose battery to extreme temperatures or moisture.
- Keep away from flammable materials and direct sunlight.
- Only charge using the provided charger, cable, and/or adapters.
- Rechargeable battery is only to be charged by an adult.
- Adult Supervision of the battery while it is charging is required.
- Allow battery to cool to room temperature before charging.
- Charge on a non-flammable surface and keep away from flammable products.
- Discontinue charging if battery becomes hot, swells, smokes, or gives off a strong odor.
- Battery chargers used with the product are to be regularly examined for damage to the cord, plug, enclosure, and other parts, and in the event of such damage, they must not be used until the damage has been repaired.
- Recycle or dispose of battery according to federal, state, and local laws.
- Keep these instructions for future reference.