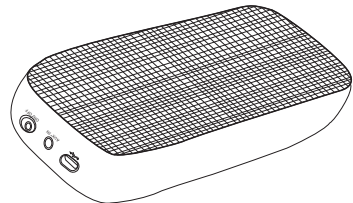
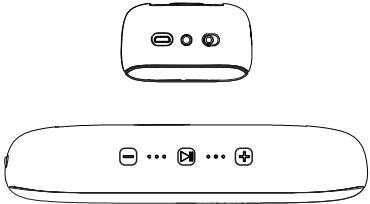





<div>BT2616</div> <div>Bluetooth Speaker</div> 	<div>1.Product Parameters</div> <div>Receive distance: up to 10M Impedance: 4 OHM(Ω) Input: DC5V-500mA Music Mode: Bluetooth,AUX Power: 4W*2 Lithium battery: 3.7V/600mAh Audio adapter: 3.5mm Stand by time: Up to 200 Hours Time of play music: Up to 5 hours product size: 185*40*65mm Material: ABS+fabrics Product: 210G</div> <div>2.Product Features</div> <div>1) BT2616 uses Bluetooth technology to connect with other Bluetooth devices such as smart phones tablet PC,laptop to play. 2) BT2616 supports AUX in,it applies to every electronics which with a 3.5mm audio cable(such as iPhone ,iPad,tablet PC,PSP,electronic dictionary,electronic</div>	<div>reading machine)to play. 3) BT2616 supports Hands free for calling. 4) BT2616 Built-in Lithium battery.It can music playback up to 5 hours</div> <div>3.Instruction</div>  <div>1).Power Button (Mode Button) 2).AUX port 3).Charging port 4).Previous track/Volume+control 5).Microphone 6).Pause 7).Next track/Volume-control</div>	<div>Bluetooth function and AUX function</div> <div>1).When you use Bluetooth function,open your mobile phone “Bluetooth”and find the name“BT2616” to connect. 2).When you want to change to AUX,please turn off your mobile phone Bluetooth,use 3.5mm cable to connect your mobile phone and speaker.</div> <div>Previous track/Volume+control</div> <div>1).Previous track:Short press .Volume+control:long press 2).Next track:Short press.Volume-control:long press</div> <div>4.Operation</div> <div>1.Blutetooth Mode Operation: 1).After turn on BT2616 button and its Bluetooth will enter pairing mode,blue light flashes mean Bluetooth waiting for your connect. 2).Open your device's Bluetooth.Search for the Bluetooth speaker code BT2616 and click it to pair.</div>	<div>After the blue light is stop to flash mean pairing was successful. 2.AUX in mode operation: 1).Insert a 3.5MM stereo plug into BT2616 after power on 2)BT2616 will switch to AUX in mode automatically. 3)Insert the other Plug end into the output audio interface of electronic device,such as mobile phone,computer,MP3,etc.and then turn on the music player to enjoy music. 3.Hands free communication BT2616 allow the user to hold a telephone conversation without having to hold the phone in hands once it is paired to the product.In Bluetooth mode,the voice prompt will inform of an incoming call.</div>	<div>5.Charging Instructions</div> <div>1). When BT2616 battery is low,voice of “di” will inform you to charge.BT2809 will shut down automatically later if not charging 2).The red light is permanently on while charging,and turns off while charging fully.</div> <div>6.Package Includes</div> <div>1)Bluetooth Speaker BT2616*1PCS 2)3.5mm audio cable*1PCS;USB charging cable*1PCS 3)User manual*1PCS</div> <div><div><div><div>CE</div><div></div><div></div><div></div></div><div>Made in China</div></div></div>	<div>FCC Statement</div> <div>Changes or modifications not expressly approved by the party responsible for compliance could void the user's authority to operate the equipment. This equipment has been tested and found to comply with the limits for a Class B digital device, pursuant to Part 15 of the FCC Rules. These limits are designed to provide reasonable protection against harmful interference in a residential installation. This equipment generates uses and can radiate radio frequency energy and, if not installed and used in accordance with the instructions, may cause harmful interference to radio communications. However, there is no guarantee that interference will not occur in a particular installation. If this equipment does cause harmful interference to radio or television reception, which can be determined by turning the equipment off and on, the user is encouraged to try to correct the interference by one or more of the following measures: -- Reorient or relocate the receiving antenna. -- Increase the separation between the equipment and receiver. -- Connect the equipment into an outlet on a circuit different from that to which the receiver is connected. -- Consult the dealer or an experienced radio/TV technician for help This device complies with part 15 of the FCC rules. Operation is subject to the following two conditions (1)this device may not cause harmful interference, and (2) this device must accept any interference received, including interference that may cause undesired operation.</div>
---	--	---	--	--	--	---