

# Come alive



Go to [www.we-vibe.com](http://www.we-vibe.com) for  
the complete user manual.

**Customer Care**  
[care@we-vibe.com](mailto:care@we-vibe.com)  
[www.we-vibe.com](http://www.we-vibe.com)

WOW Tech Europe GmbH  
Hermann-Blankenstein-Str. 5  
10249 Berlin, Germany

Designed in Germany

Date of issue: 4/2024  
MA-00346 rev A



# Melt 2

Pleasure to  
meet you

weVIBE

Quick start guide

## Limitless orgasms, in the palm of your hand

Share control of your orgasm with We-Vibe Melt 2, the go-anywhere, do-anything Pleasure Air clitoral stimulator for couples. Make sex more playful, more intimate, and more orgasmic, at the touch of a button. Melt 2 is... clitorally limitless.

### Contents

Page 01. <b>Power on</b>	Page 06. <b>Travel lock</b>
Page 03. <b>Cleaning</b>	Page 07. <b>Charging</b>
Page 04. <b>How to use</b>	Page 08. <b>Pairing</b>

Box contains: Clitoral stimulator, USB charging cable, Cotton storage pouch, Quick start guide, safety Information

Box does not contain: USB AC Adaptor

Please read the safety instructions in the Compliance & Safety Information before first use.

## Getting to know your Melt 2

### 1 On/Increase

Press the **+** button to power on. Press again to increase the intensity

### 2 Off/Decrease

Switch back to a lower intensity level by pressing the **-** button. Hold to turn off.

### 3 > Next

Press the **>** to switch to the next pattern

### 4 < Previous

Switch back to your previous pattern by pressing the **<** button

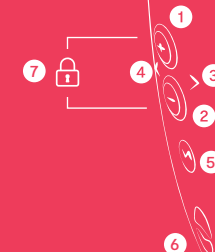
### 5 ⌂ We-Vibe Button

Press the button 5 seconds to connect your toy with the app. Short press on the button will activate smart silence.

### 6 Magnetic charging pins

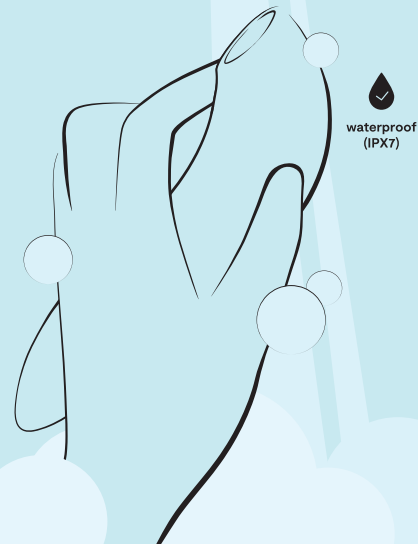
### 7 Travel lock

For safe and discreet travel, activate the travel lock feature by holding **+** and **-** buttons at the same time for 2 seconds. Melt 2 will pulse twice and your device will lock - do the same again to unlock.



## Step 1: clean

- ! Rinse Melt 2 with warm water and dry with a lint-free cloth. We recommend using a premium toy cleaner for best results.



03

## Step 2: enjoy

Place Melt 2's head on your clitoris. Enjoy touchless stimulation through changes in air pressure.

Perfectly shaped for couples play that fits between you in any position.

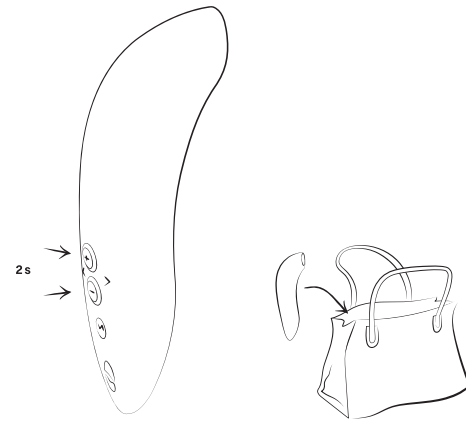


04

05

## Step 3: travel

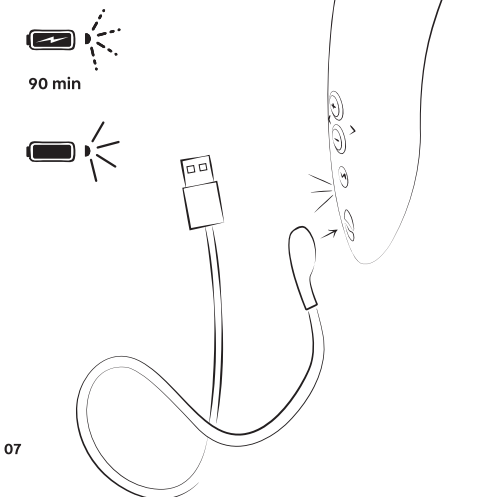
Avoid unwanted attention when travelling by holding the ⊕ and ⊖ buttons for 2 seconds to activate the travel lock. Do the same to deactivate it.



06

## Step 4: charge

Enjoy up to 90 minutes of orgasmic pleasure with every charge. When it's time for a recharge, place charger on magnetic pins. After 90 minutes, your toy is ready again. And again.



07

## Step 5: pair

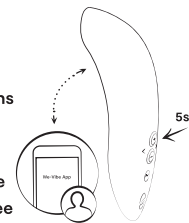
- ! Melt 2 can only pair to one app-enabled device at a time.

### Same room play

To pair Melt 2 to the We-Vibe App, follow the in-app pairing instructions on your app-enabled device.

Press and hold the wave button for 5 seconds. The toy will vibrate two times when Melt 2 is in pairing mode.

Once paired, Melt 2 will vibrate three times and the LED will stop flashing.



08

### Long distance play:

To play long distance, both you and your partner need the We-Vibe App on your smartphones. Melt 2 is then paired to the phone that remains within Bluetooth range.

