


8. SETUP PHOTOS

RADIATED RF MEASUREMENT SETUP


X- PHOTO



Y-PHOTO




Z-PHOTO




AC MAINS LINE CONDUCTED EMISSION

LINE CONDUCTED EMISSION (FRONT)



LINE CONDUCTED EMISSION (BACK)



SUPPORT LAPTOP

LINE CONDUCTED EMISSION (FRONT)



LINE CONDUCTED EMISSION (BACK)



END OF REPORT