


## 8. SETUP PHOTOS

### RADIATED RF MEASUREMENT SETUP


X- PHOTO



Y-PHOTO




Z-PHOTO




**AC MAINS LINE CONDUCTED EMISSION**

LINE CONDUCTED EMISSION (FRONT)




LINE CONDUCTED EMISSION (BACK)



**SUPPORT LAPTOP**

LINE CONDUCTED EMISSION (FRONT)



LINE CONDUCTED EMISSION (BACK)



**END OF REPORT**