

# RC REMOTE CONTROL GT RACING

## HOW TO RECHARGE THE BATTERY:

CHARGE THE 6V (700mAh) BATTERY BEFORE USING. FOLLOW THE INSTRUCTIONS. ADULT SUPERVISION REQUIRED WHEN CHARGING BATTERIES.

1. To recharge the battery, insert the plug charger with an indoor power jack. Please use the same voltage.
2. Battery charging time is 4-6 hours.
3. Separate the charger from the battery once you have finished charging it.

## Battery Safety Information:

- Insure that battery polarity is correct.
- Use only batteries of the type recommended (or equivalent).
- Do not mix old and new batteries.
- Do not mix alkaline, standard (carbon-zinc), or rechargeable (nickel-cadmium) batteries.
- Rechargeable batteries are to be removed from the product before being charged.
- Rechargeable batteries are to be recharged by Adult only.
- Remove used-up batteries immediately.
- Do not recharge non-rechargeable batteries.
- Do not short-circuit terminals.
- Dispose of batteries safely. Do not dispose of batteries (or products containing non-rechargeable batteries) in fire, as batteries may explode or leak.



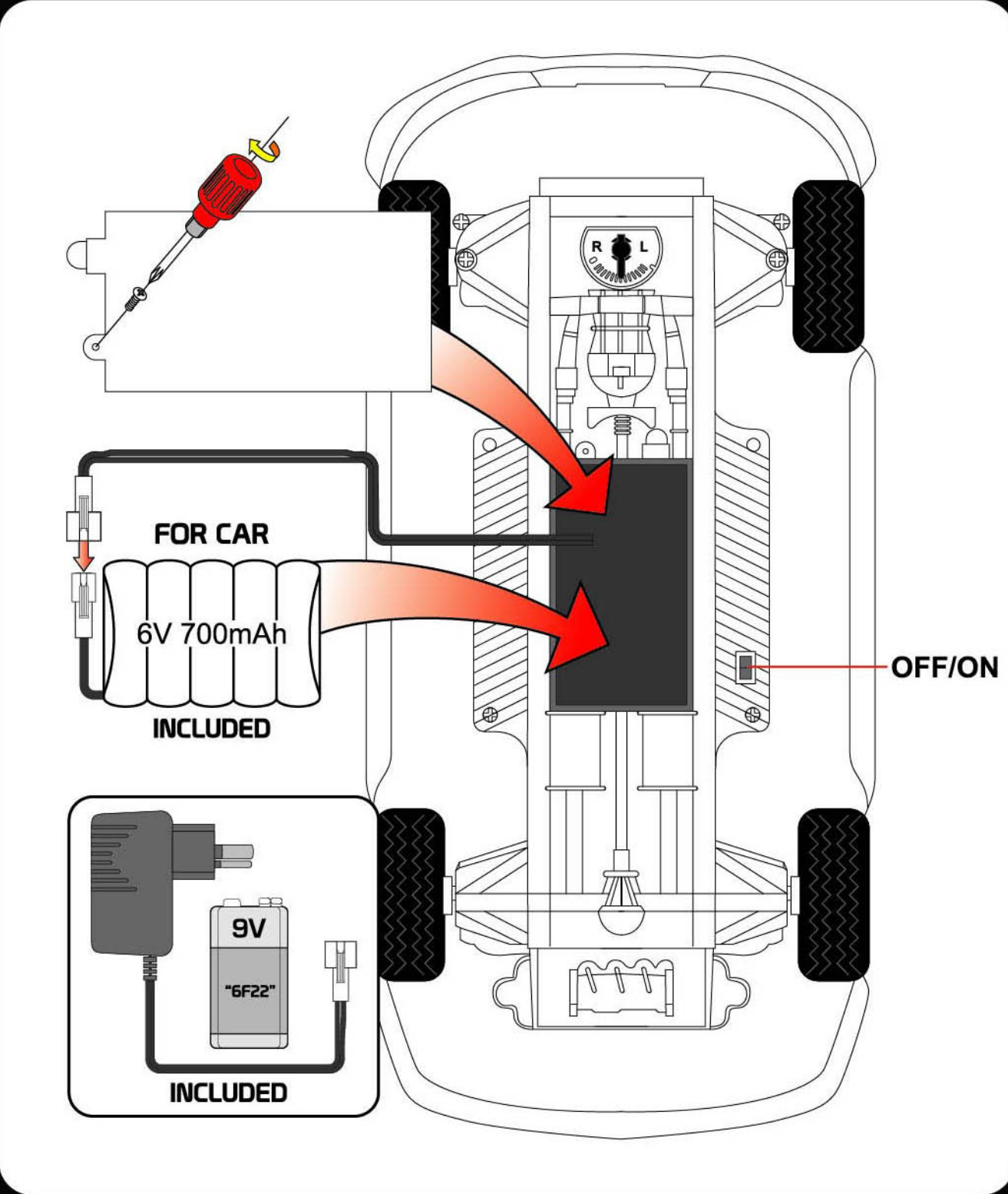
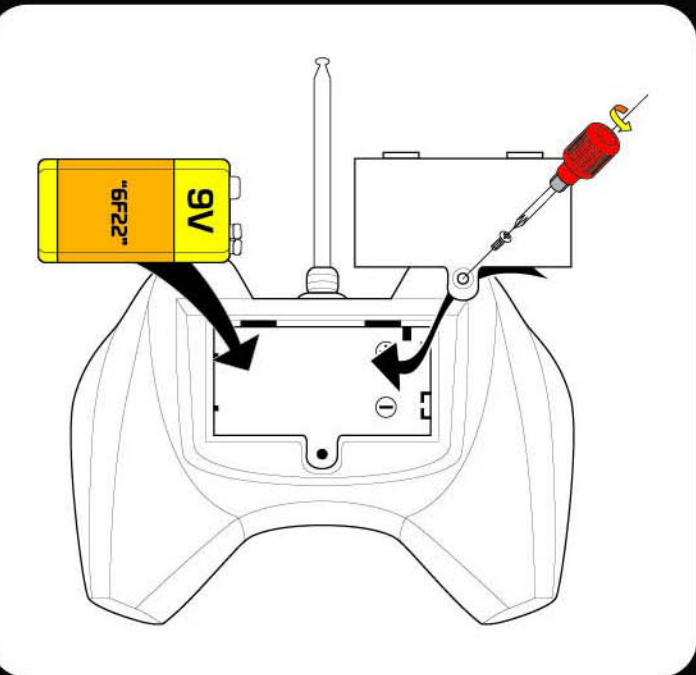
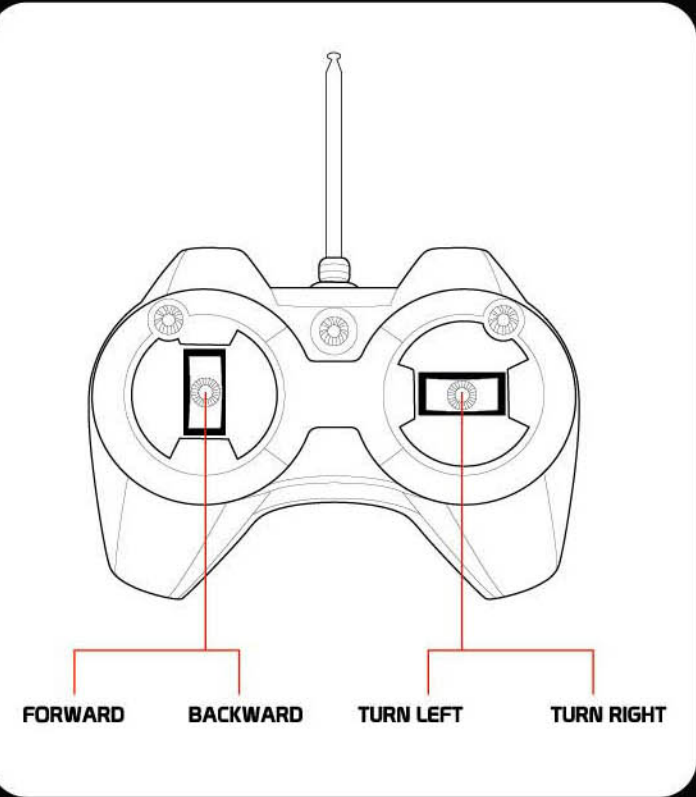
This device complies with the Part 15 of the FCC rules. Operation is subject to the following two conditions: (1) This device may not cause harmful interference, and (2) this device must accept any interference received, including interference that may cause undesired operation.

Caution: changes or modifications not expressly approved by the party responsible for compliance could void the user's authority to operate the equipment.

NOTE: This equipment has been tested and found to comply with the limits for a Class B digital device, pursuant to Part 15 of the FCC Rules. These limits are designed to provide reasonable protection against harmful interference in a residential installation. This equipment generates, uses and can radiate radio frequency energy and, if not installed and used in accordance with the instructions, may cause harmful interference to radio communications. However, there is no guarantee that interference will not occur in a particular installation. If this equipment does cause harmful interference to radio or television reception, which can be determined by turning the equipment off and on, the user is encouraged to try to correct the interference by one or more of the following measures:

- Reorient or relocate the receiving antenna.
- Increase the separation between the equipment and receiver.
- Connect the equipment into an outlet on a circuit different from that to which the receiver is connected.
- Consult the dealer or an experienced radio / TV technician for help.

## BATTERY INSTALLATION



CBOCS DISTRIBUTION, INC.  
900 Hutchinson Place, Lebanon, TN 37090  
(615) 443-9707

# RTR

READY TO RUN

# RC REMOTE CONTROL GT RACING



# 1/10 SCALE

ITEM NO.: 333-POI

101

39.99

475148

Made in China

Shantou - China

1-5-2014 PO# 384433

HEXHA (HK) CO. LTD. CSW, HK

37-39 WING HONG STREET, CSW, HK

Distributed by: HEXHA (HK) CO. LTD.

RM D, 26/F, FORD GLORY PLAZA,

PRODUCT DESIGN, FEATURES, STYLES, AND DECORATION MAY VARY FROM ITS  
DISPLAYED ON PACKAGE AND MAY CHANGE WITHOUT NOTICE IN THE FUTURE.  
PLEASE RETAIN THIS INFORMATION FOR FUTURE REFERENCE.

# RTR

READY TO RUN

# RC REMOTE CONTROL

# GT RACING

SCALE



FUNCTION:

FORWARD

BACKWARD

TURN LEFT

TURN RIGHT

LIGHTS UP WHEELS

