


11. SETUP PHOTOS

RADIATED RF MEASUREMENT SETUP (BELOW 1 GHz)



RADIATED PHOTO (BELOW 1 GHz) 10m
TX –Transmitter in Host
HPB3011



HPB3619-6



RADIATED PHOTO (BELOW 1 GHz) 10m
TX – Transmitter in Host
HP3619




RADIATED PHOTO (BELOW 30MHz) 3m
TX




RADIATED RF MEASUREMENT SETUP (ABOVE 1 GHz)


RADIATED PHOTO (ABOVE 1 GHz)
TX – Limited Modular Transmitter




RADIATED PHOTO (ABOVE 1 GHz)
TX –Transmitter in Host
HPB3011



HPB3619-6





RADIATED PHOTO (ABOVE 1 GHz)
TX –Transmitter in Host
HP3619




RADIATED RF MEASUREMENT SETUP FOR INSTALLATION CONFIGURATION

X-AXIS PHOTO





Z-AXIS PHOTO



POWERLINE CONDUCTED EMISSIONS MEASUREMENT SETUP

LINE CONDUCTED FRONT PHOTO



END OF REPORT