



Figure 1 P25netCC Front View




Figure 2 P25netCC Top View



Figure 3 P25netCC Rear View




Figure 4 FSM Board




Figure 5 FSM Daughter Board






Figure 6 LED Board




Figure 7 Simulcast Clock Board




Figure 8 Ethernet Board