



**Shenzhen EBO Technology Co., Ltd.**

North 710, Yihua Building, Shennan Road, Futian District,  
Shenzhen, P. R. China  
Telephone: +86-755-29451282,  
Fax: +86-755-22639141

Report No.: FCC11-RTE070501  
Page 1 of 60

# FCC REPORT (Bluetooth)

**Applicant:** XPX Technology Limited

**Address of Applicant:** Flat B8 F8, Kin Tak Fung Ind Bldg, 174 Wai Yip St,  
Kwun Tong Kowloon, HongKong.

**Equipment Under Test (EUT)**

Product Name: mobile phone

Model No.: X85

Trade mark: XPX mobile phone

**FCC ID:** ZO6FCCX85001

**Applicable standards:** FCC CFR Title 47 Part 15 Subpart C Section 15.247:2010

**Date of sample receipt:** 16 Jun., 2011

**Date of Test:** 17-30 Jun., 2011

**Date of report issued:** 05 Jul., 2011

**Test Result :** PASS \*

\* In the configuration tested, the EUT complied with the standards specified above.

Authorized Signature:

Kevin Yu

Laboratory Manager

This report details the results of the testing carried out on one sample. The results contained in this test report do not relate to other samples of the same product and does not permit the use of the EBO product certification mark. The manufacturer should ensure that all products in series production are in conformity with the product sample detailed in this report.

This report may only be reproduced and distributed in full. If the product in this report is used in any configuration other than that detailed in the report, the manufacturer must ensure the new system complies with all relevant standards. Any mention of EBO International Electrical Approvals or testing done by EBO International Electrical Approvals in connection with, distribution or use of the product described in this report must be approved by EBO International Electrical Approvals in writing.

This document cannot be reproduced except in full, without prior written approval of the Company. Any unauthorized alteration, forgery or falsification of the content or appearance of this document is unlawful and offenders may be prosecuted to the fullest extent of the law. Unless otherwise stated the results shown in this test report refer only to the sample(s) tested and such sample(s) are retained for 90 days only."



## 2 Version

Version No.	Date	Description
00	2011-07-05	Original

Prepared By:

*Collin He*

Date:

2011-07-05

Project Engineer

Check By:

*Hans. Hu*

Date:

2011-07-05

Reviewer

"This document is issued by the Company subject to its General Conditions of Service printed overleaf, available on request or accessible at <http://www.eботek.cn> and, for electronic format documents, subject to Terms and Conditions for Electronic Documents at <http://www.eботek.cn>. Attention is drawn to the limitation of liability, indemnification and jurisdiction issues defined therein. Any holder of this document is advised that information contained hereon reflects the Company's findings at the time of its intervention only and within the limits of Client's instructions, if any. The Company's sole responsibility is to its Client and this document does not exonerate parties to a transaction from exercising all their rights and obligations under the transaction documents. This document cannot be reproduced except in full, without prior written approval of the Company. Any unauthorized alteration, forgery or falsification of the content or appearance of this document is unlawful and offenders may be prosecuted to the fullest extent of the law. Unless otherwise stated the results shown in this test report refer only to the sample(s) tested and such sample(s) are retained for 90 days only."



### 3 Contents

	Page
1 COVER PAGE .....	1
2 VERSION.....	2
3 CONTENTS.....	3
4 TEST SUMMARY.....	4
5 GENERAL INFORMATION .....	5
5.1 CLIENT INFORMATION .....	5
5.2 GENERAL DESCRIPTION OF E.U.T.....	5
5.3 TEST ENVIRONMENT AND MODE .....	7
5.4 TEST FACILITY.....	7
5.5 TEST LOCATION.....	7
5.6 OTHER INFORMATION REQUESTED BY THE CUSTOMER .....	7
5.7 TEST INSTRUMENTS LIST.....	8
6 TEST RESULTS AND MEASUREMENT DATA.....	9
6.1 ANTENNA REQUIREMENT: .....	9
6.2 CONDUCTED EMISSIONS .....	10
6.3 CONDUCTED PEAK OUTPUT POWER.....	13
6.4 20dB OCCUPY BANDWIDTH .....	20
6.5 CARRIER FREQUENCIES SEPARATION .....	26
6.6 HOPPING CHANNEL NUMBER.....	33
6.7 DWELL TIME.....	36
6.8 BAND EDGE .....	39
6.9 RF ANTENNA CONDUCTED SPURIOUS EMISSIONS .....	41
6.10 PSEUDORANDOM FREQUENCY HOPPING SEQUENCE .....	45
6.11 RADIATED EMISSION .....	46
6.11.1 Radiated emission below 1GHz.....	48
6.11.2 Transmitter emission above 1GHz.....	49
6.11.3 Band edge (Radiated Emission).....	52
7 TEST SETUP PHOTO.....	53
8 EUT CONSTRUCTIONAL DETAILS .....	55



## 4 Test Summary

Test Item	Section in CFR 47	Result
Antenna Requirement	15.203/15.247 (c)	PASS
AC Power Line Conducted Emission	15.207	PASS
Conducted Peak Output Power	15.247 (b)(1)	PASS
20dB Occupied Bandwidth	15.247 (a)(1)	PASS
Carrier Frequencies Separation	15.247 (a)(1)	PASS
Hopping Channel Number	15.247 (a)(1)	PASS
Dwell Time	15.247 (a)(1)	PASS
Pseudorandom Frequency Hopping Sequence	15.247(b)(4)&TCB Exclusion List (7 July 2002)	PASS
Radiated Emission	15.205/15.209	PASS
Band Edge	15.247(d)	PASS

Remark:

- Pass: The EUT complies with the essential requirements in the standard.



## 5 General Information

### 5.1 Client Information

Applicant:	XPX Technology Limited
Address of Applicant:	Flat B8 F8, Kin Tak Fung Ind Bldg, 174 Wai Yip St, Kwun Tong Kowloon, HongKong.
Manufacturer/Factory:	Yuanfenn Industrial Dalang Lonhua
Address of Manufacturer/Factory:	4&5 FL Area B, Yuanfenn Industrial Zone, Dalang Lonhua

### 5.2 General Description of E.U.T.

Product Name:	mobile phone
Model No.:	X85
Operation Frequency:	2402MHz~2480MHz
Channel numbers:	79
Channel separation:	1MHz
Modulation type:	GFSK, Pi/4QPSK, 8DPSK
Antenna Type:	Integral
Antenna gain:	2dBi
Power supply:	Input: AC 90-240V 50/60Hz 0.2A Output: DC 5V 500mA



Operation Frequency each of channel							
Channel	Frequency	Channel	Frequency	Channel	Frequency	Channel	Frequency
1	2402MHz	21	2422MHz	41	2442MHz	61	2462MHz
2	2403MHz	22	2423MHz	42	2443MHz	62	2463MHz
3	2404MHz	23	2424MHz	43	2444MHz	63	2464MHz
4	2405MHz	24	2425MHz	44	2445MHz	64	2465MHz
5	2406MHz	25	2426MHz	45	2446MHz	65	2466MHz
6	2407MHz	26	2427MHz	46	2447MHz	66	2467MHz
7	2408MHz	27	2428MHz	47	2448MHz	67	2468MHz
8	2409MHz	28	2429MHz	48	2449MHz	68	2469MHz
9	2410MHz	29	2430MHz	49	2450MHz	69	2470MHz
10	2411MHz	30	2431MHz	50	2451MHz	70	2471MHz
11	2412MHz	31	2432MHz	51	2452MHz	71	2472MHz
12	2413MHz	32	2433MHz	52	2453MHz	72	2473MHz
13	2414MHz	33	2434MHz	53	2454MHz	73	2474MHz
14	2415MHz	34	2435MHz	54	2455MHz	74	2475MHz
15	2416MHz	35	2436MHz	55	2456MHz	75	2476MHz
16	2417MHz	36	2437MHz	56	2457MHz	76	2477MHz
17	2418MHz	37	2438MHz	57	2458MHz	77	2478MHz
18	2419MHz	38	2439MHz	58	2459MHz	78	2479MHz
19	2420MHz	39	2440MHz	59	2460MHz	79	2480MHz
20	2421MHz	40	2441MHz	60	2461MHz		

Note:

In section 15.31(m), regards to the operating frequency range over 10 MHz, the Lowest frequency, the middle frequency, and the highest frequency of channel were selected to perform the test, and the selected channel see below:

Channel	Frequency
The lowest channel	2402MHz
The middle channel	2441MHz
The Highest channel	2480MHz

"This document is issued by the Company subject to its General Conditions of Service printed overleaf, available on request or accessible at <http://www.ebotek.cn> and, for electronic format documents, subject to Terms and Conditions for Electronic Documents at <http://www.ebotek.cn>. Attention is drawn to the limitation of liability, indemnification and jurisdiction issues defined therein. Any holder of this document is advised that information contained hereon reflects the Company's findings at the time of its intervention only and within the limits of Client's instructions, if any. The Company's sole responsibility is to its Client and this document does not exonerate parties to a transaction from exercising all their rights and obligations under the transaction documents. This document cannot be reproduced except in full, without prior written approval of the Company. Any unauthorized alteration, forgery or falsification of the content or appearance of this document is unlawful and offenders may be prosecuted to the fullest extent of the law. Unless otherwise stated the results shown in this test report refer only to the sample(s) tested and such sample(s) are retained for 90 days only."



### 5.3 Test environment and mode

Operating Environment:	
Temperature:	25.0 °C
Humidity:	45 % RH
Atmospheric Pressure:	1050 mbar
Test mode:	
Bluetooth mode	Keep the EUT in communicating mode by Bluetooth function

### 5.4 Test Facility

The test facility is recognized, certified, or accredited by the following organizations:

● **FCC —Registration No.: 600491**

Global United Technology Services Co., Ltd., Shenzhen EMC Laboratory has been registered and fully described in a report filed with the (FCC) Federal Communications Commission. The acceptance letter from the FCC is maintained in files. Registration 600491, July 20, 2010.

● **Industry Canada (IC)**

The 3m Semi-anechoic chamber of Global United Technology Services Co., Ltd. has been Registered by Certification and Engineering Bureau of Industry Canada for radio equipment testing with Registration No.: 9079A-1.

### 5.5 Test Location

All tests were performed at:

Global United Technology Services Co., Ltd.

Address: 2nd Floor, Block No.2, Laodong Industrial Zone, Xixiang Road Baoan District, Shenzhen, China

Tel: 0755-27798480

Fax: 0755-27798960

### 5.6 Other Information Requested by the Customer

None.

**5.7 Test Instruments list**


Radiated Emission:						
Item	Test Equipment	Manufacturer	Model No.	Inventory No.	Cal.Date (mm-dd-yy)	Cal.Due date (mm-dd-yy)
1	3m Semi- Anechoic Chamber	ZhongYu Electron	9.2(L)*6.2(W)* 6.4(H)	GTS250	Mar. 30 2011	Mar. 29 2012
2	Control Room	ZhongYu Electron	6.2(L)*2.5(W)* 2.4(H)	GTS251	N/A	N/A
3	EMI Test Receiver	Rohde & Schwarz	ESU26	GTS203	Sept. 10 2010	Sept. 09 2011
4	BiConiLog Antenna	SCHWARZBECK MESS-ELEKTRONIK	VULB9163	GTS214	Feb. 26 2011	Feb. 25 2012
5	Double -ridged waveguide horn	SCHWARZBECK MESS-ELEKTRONIK	9120D-829	GTS208	Aug. 03 2010	Aug. 02 2011
6	Horn Antenna	ETS-LINDGREN	3160	GTS217	Aug. 03 2010	Aug. 02 2011
7	EMI Test Software	AUDIX	E3	N/A	N/A	N/A
8	Coaxial Cable	GTS	N/A	GTS213	Apr. 01 2011	Mar. 31 2012
9	Coaxial Cable	GTS	N/A	GTS211	Apr. 01 2011	Mar. 31 2012
9	Coaxial cable	GTS	N/A	GTS210	Apr. 01 2011	Mar. 31 2012
11	Coaxial Cable	GTS	N/A	GTS212	Apr. 01 2011	Mar. 31 2012
12	Amplifier(100kHz-3GHz)	HP	8347A	GTS204	Aug. 03 2010	Aug. 02 2011
13	Amplifier(2GHz-20GHz)	HP	8349B	GTS206	Aug. 03 2010	Aug. 02 2011
14	Pre-amplifier (18-26GHz)	Rohde & Schwarz	AFS33-18002 650-30-8P-44	GTS218	Aug. 03 2010	Aug. 02 2011
15	Band filter	Amindeon	82346	GTS219	Aug. 03 2010	Aug. 02 2011

Conducted Emission:						
Item	Test Equipment	Manufacturer	Model No.	Inventory No.	Cal.Date (mm-dd-yy)	Cal.Due date (mm-dd-yy)
1	Shielding Room	ZhongYu Electron	7.0(L)x3.0(W)x3.0(H)	GTS252	Apr. 10 2011	Apr. 09 2012
2	EMI Test Receiver	Rohde & Schwarz	ESCS30	GTS223	Sept. 14 2010	Sept. 13 2011
3	10dB Pulse Limita	Rohde & Schwarz	N/A	GTS224	Sept. 14 2010	Sept. 13 2011
4	LISN	SCHWARZBECK MESS-ELEKTRONIK	NSLK 8127	GTS226	Apr. 14 2011	Apr. 13 2012
5	Coaxial Cable	GTS	N/A	GTS227	Apr. 01 2011	Mar. 31 2012
6	EMI Test Software	AUDIX	E3	N/A	N/A	N/A

"This document is issued by the Company subject to its General Conditions of Service printed overleaf, available on request or accessible at <http://www.ebotek.cn> and, for electronic format documents, subject to Terms and Conditions for Electronic Documents at <http://www.ebotek.cn>. Attention is drawn to the limitation of liability, indemnification and jurisdiction issues defined therein. Any holder of this document is advised that information contained hereon reflects the Company's findings at the time of its intervention only and within the limits of Client's instructions, if any. The Company's sole responsibility is to its Client and this document does not exonerate parties to a transaction from exercising all their rights and obligations under the transaction documents. This document cannot be reproduced except in full, without prior written approval of the Company. Any unauthorized alteration, forgery or falsification of the content or appearance of this document is unlawful and offenders may be prosecuted to the fullest extent of the law. Unless otherwise stated the results shown in this test report refer only to the sample(s) tested and such sample(s) are retained for 90 days only."

## 6 Test results and Measurement Data

### 6.1 Antenna requirement:

<b>Standard requirement:</b>	FCC Part15 C Section 15.203 /247(c)
<p><i>15.203 requirement:</i> An intentional radiator shall be designed to ensure that no antenna other than that furnished by the responsible party shall be used with the device. The use of a permanently attached antenna or of an antenna that uses a unique coupling to the intentional radiator, the manufacturer may design the unit so that a broken antenna can be replaced by the user, but the use of a standard antenna jack or electrical connector is prohibited.</p> <p><i>15.247(c) (1)(i) requirement:</i> (i) Systems operating in the 2400-2483.5 MHz band that is used exclusively for fixed. Point-to-point operations may employ transmitting antennas with directional gain greater than 6dBi provided the maximum conducted output power of the intentional radiator is reduced by 1 dB for every 3 dB that the directional gain of the antenna exceeds 6dBi.</p>	
<b>E.U.T Antenna:</b>	
The antenna is integrated on the main PCB and no consideration of replacement. The best case gain of the antenna is 2dBi.	
	



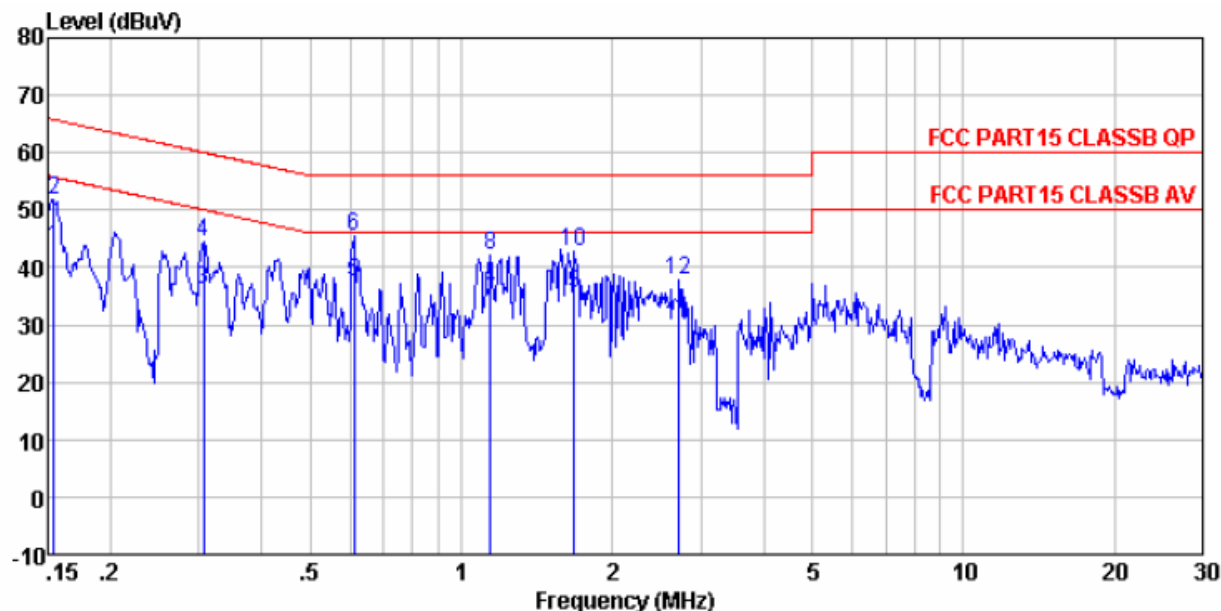
## 6.2 Conducted Emissions

Test Requirement:	FCC Part15 C Section 15.207			
Test Method:	ANSI C63.4: 2003			
Test Frequency Range:	150KHz to 30MHz			
Class / Severity:	Class B			
Receiver setup:	RBW=9KHz, VBW=30KHz			
Limit:	Frequency range (MHz)	Limit (dBuV)		
		Quasi-peak	Average	
		0.15-0.5	66 to 56*	56 to 46*
		0.5-5	56	46
		5-30	60	50
* Decreases with the logarithm of the frequency.				
Test procedure	The E.U.T and simulators are connected to the main power through a line impedance stabilization network(L.I.S.N.). The provide a 50ohm/50uH coupling impedance for the measuring equipment. The peripheral devices are also connected to the main power through a LISN that provides a 50ohm/50uH coupling impedance with 50ohm termination. (Please refers to the block diagram of the test setup and photographs). Both sides of A.C. line are checked for maximum conducted interference. In order to find the maximum emission, the relative positions of equipment and all of the interface cables must be changed according to ANSI C63.4: 2003 on conducted measurement.			
Test setup:	<div><div><div>Reference Plane</div><div><div><div>LISN</div><div>AUX Equipment</div><div>E.U.T</div></div><div>Test table/Insulation plane</div></div><div><div>40cm</div><div>80cm</div></div><div><div>LISN</div><div>Filter</div><div>AC power</div><div>EMI Receiver</div></div></div><div><div>Remark:</div><div>E.U.T: Equipment Under Test</div><div>LISN: Line Impedance Stabilization Network</div><div>Test table height=0.8m</div></div></div>			
Test Instruments:	Refer to section 5.7 for details			
Test mode:	Refer to section 5.3 for details			
Test results:	Pass			



Measurement Result:

Line:

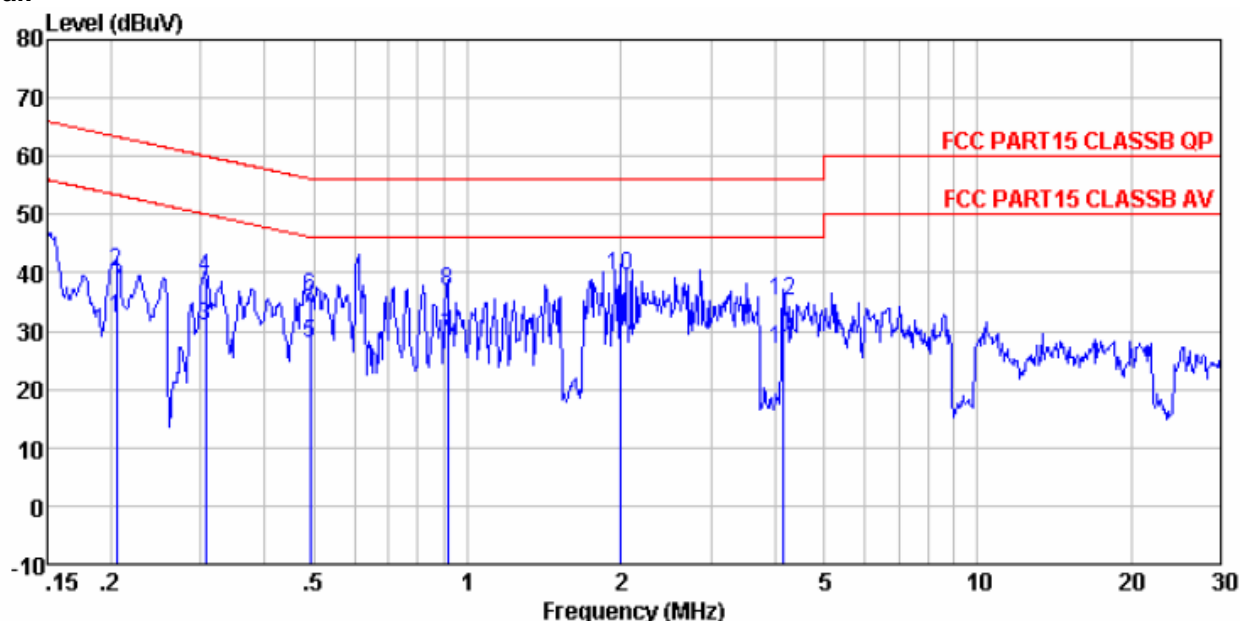


Condition : FCC PART15 CLASSB QP LISN(2011) LINE  
Job No. : 489RF  
Test Mode : Bluetooth mode  
Test Engineer: Dick

	Freq	Read Level	LISN Factor	Cable Loss	Level	Limit Line	Over Limit	Remark
	MHz	dBuV	dB	dB	dBuV	dBuV	dB	
1	0.154	42.56	0.69	0.10	43.35	55.78	-12.43	Average
2	0.154	50.88	0.69	0.10	51.67	65.78	-14.11	QP
3	0.307	35.43	0.61	0.10	36.14	50.06	-13.92	Average
4	0.307	43.68	0.61	0.10	44.39	60.06	-15.67	QP
5	0.611	36.74	0.53	0.10	37.37	46.00	-8.63	Average
6	0.611	44.80	0.53	0.10	45.43	56.00	-10.57	QP
7	1.141	33.46	0.46	0.10	34.02	46.00	-11.98	Average
8	1.141	41.64	0.46	0.10	42.20	56.00	-13.80	QP
9	1.680	34.83	0.42	0.10	35.35	46.00	-10.65	Average
10	1.680	42.38	0.42	0.10	42.90	56.00	-13.10	QP
11	2.721	29.54	0.37	0.10	30.01	46.00	-15.99	Average
12	2.721	37.49	0.37	0.10	37.96	56.00	-18.04	QP



Neutral:



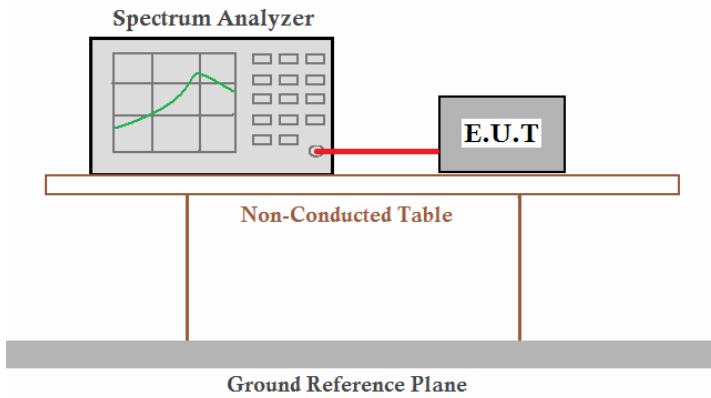
Condition : FCC PART15 CLASSB QP LISN(2011) NEUTRAL  
Job No. : 489RF  
Test Mode : Bluetooth mode  
Test Engineer: Dick

	Freq	Read Level	LISN Factor	Cable Loss	Level	Limit Line	Over Limit	Remark
	MHz	dBuV	dB	dB	dBuV	dBuV	dB	
1	0.205	31.46	0.65	0.10	32.21	53.40	-21.19	Average
2	0.205	39.55	0.65	0.10	40.30	63.40	-23.10	QP
3	0.307	30.23	0.61	0.10	30.94	50.06	-19.12	Average
4	0.307	38.38	0.61	0.10	39.09	60.06	-20.97	QP
5	0.491	27.13	0.56	0.10	27.79	46.14	-18.35	Average
6	0.491	35.08	0.56	0.10	35.74	56.14	-20.40	QP
7	0.914	28.43	0.49	0.10	29.02	46.00	-16.98	Average
8	0.914	36.24	0.49	0.10	36.83	56.00	-19.17	QP
9	2.001	31.22	0.40	0.10	31.72	46.00	-14.28	Average
10	2.001	39.06	0.40	0.10	39.56	56.00	-16.44	QP
11	4.158	26.48	0.32	0.10	26.90	46.00	-19.10	Average
12	4.158	34.75	0.32	0.10	35.17	56.00	-20.83	QP

Notes:

1. The following Quasi-Peak and Average measurements were performed on the EUT:
2. Final Test Level = Receiver Reading + LISN Factor + Cable Loss.

### 6.3 Conducted Peak Output Power

Test Requirement:	FCC Part15 C Section 15.247 (b)(3)
Test Method:	ANSI C63.4:2003 and KDB DA00-705
Receiver setup:	RBW=3MHz, VBW=3MHz, Detector=Peak
Limit:	30dBm
Test setup:	 <p>The diagram illustrates the test setup. A Spectrum Analyzer is connected to an E.U.T. (Equipment Under Test) via a red cable. Both the Spectrum Analyzer and the E.U.T. are placed on a Non-Conducted Table. The table is supported by a Ground Reference Plane.</p>
Test Instruments:	Refer to section 5.7 for details
Test mode:	Refer to section 5.3 for details
Test results:	Pass



**Measurement Data**

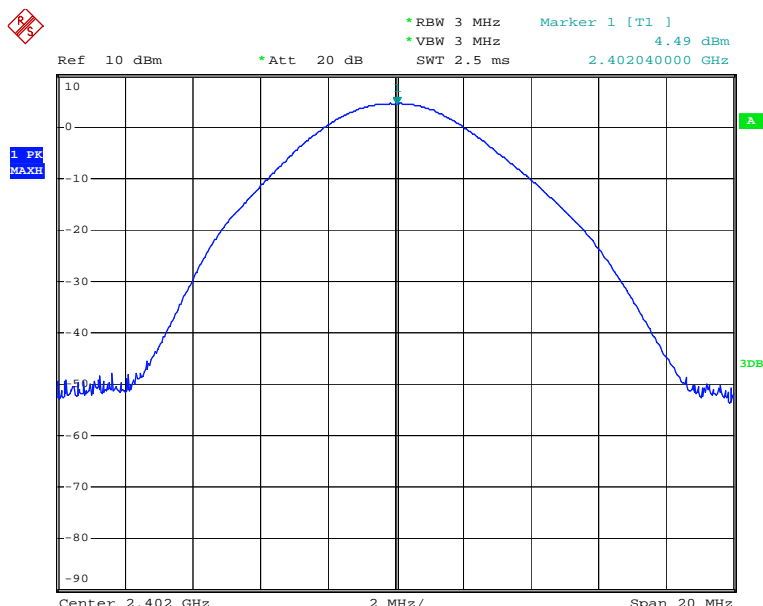
GFSK mode			
Test channel	Peak Output Power (dBm)	Limit (dBm)	Result
Lowest	4.49	30.00	Pass
Middle	3.06	30.00	Pass
Highest	2.87	30.00	Pass
Pi/4QPSK mode			
Test channel	Peak Output Power (dBm)	Limit (dBm)	Result
Lowest	3.64	30.00	Pass
Middle	2.14	30.00	Pass
Highest	2.08	30.00	Pass
8DPSK mode			
Test channel	Peak Output Power (dBm)	Limit (dBm)	Result
Lowest	3.80	30.00	Pass
Middle	2.46	30.00	Pass
Highest	2.29	30.00	Pass

**Test plot as follows:**

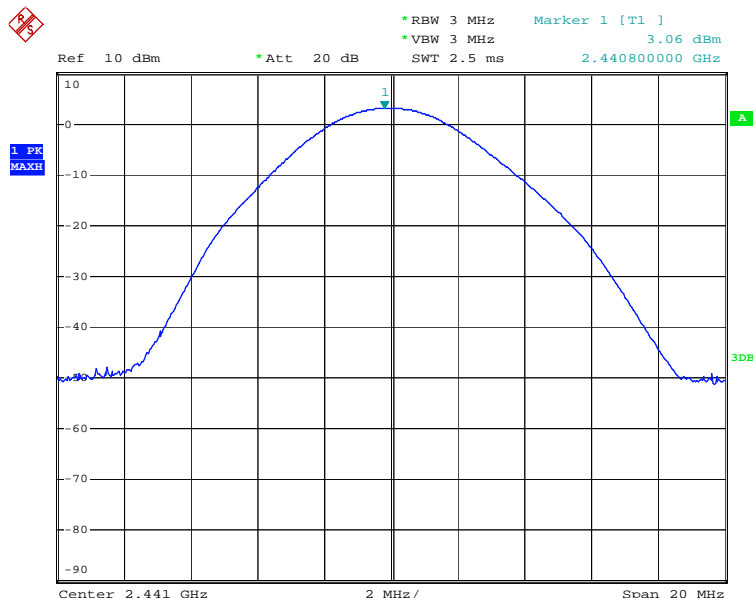
"This document is issued by the Company subject to its General Conditions of Service printed overleaf, available on request or accessible at <http://www.eботek.cn> and, for electronic format documents, subject to Terms and Conditions for Electronic Documents at <http://www.eботek.cn>. Attention is drawn to the limitation of liability, indemnification and jurisdiction issues defined therein. Any holder of this document is advised that information contained hereon reflects the Company's findings at the time of its intervention only and within the limits of Client's instructions, if any. The Company's sole responsibility is to its Client and this document does not exonerate parties to a transaction from exercising all their rights and obligations under the transaction documents. This document cannot be reproduced except in full, without prior written approval of the Company. Any unauthorized alteration, forgery or falsification of the content or appearance of this document is unlawful and offenders may be prosecuted to the fullest extent of the law. Unless otherwise stated the results shown in this test report refer only to the sample(s) tested and such sample(s) are retained for 90 days only."



Test mode:	GFSK	Test channel:	Lowest
------------	------	---------------	--------

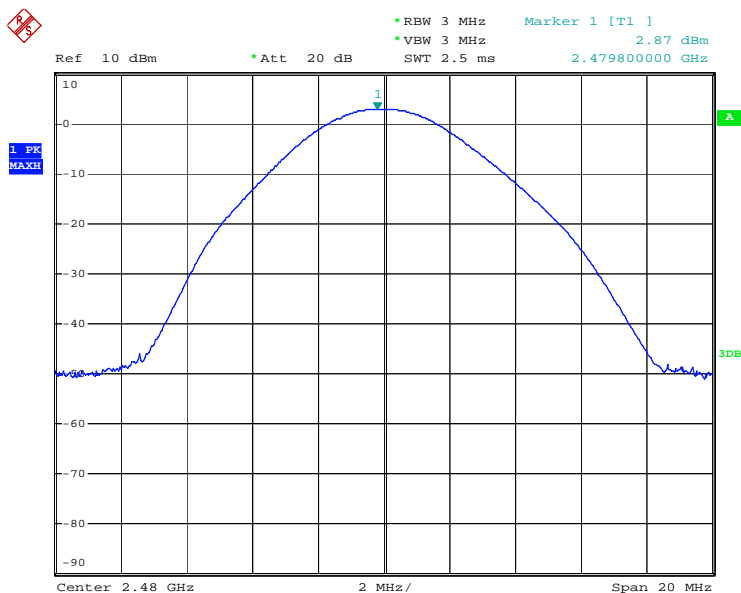


Test mode:	GFSK	Test channel:	Middle
------------	------	---------------	--------

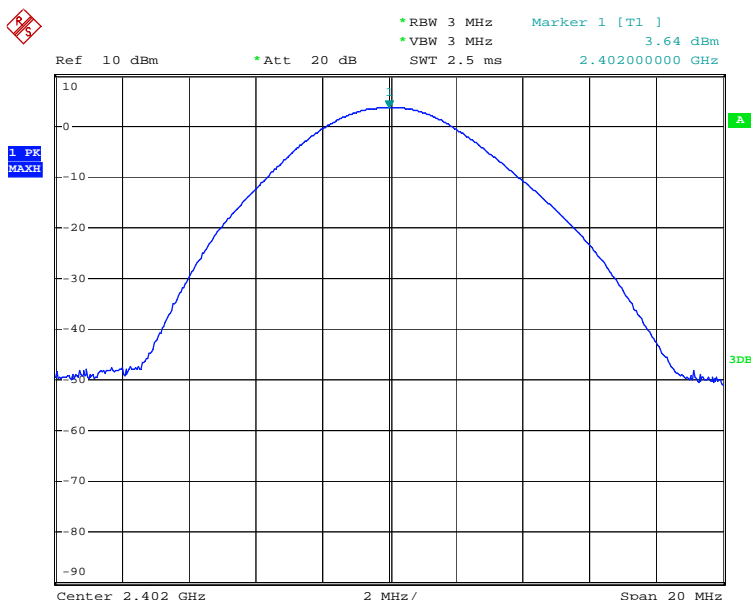




Test mode:	GFSK	Test channel:	Highest
------------	------	---------------	---------

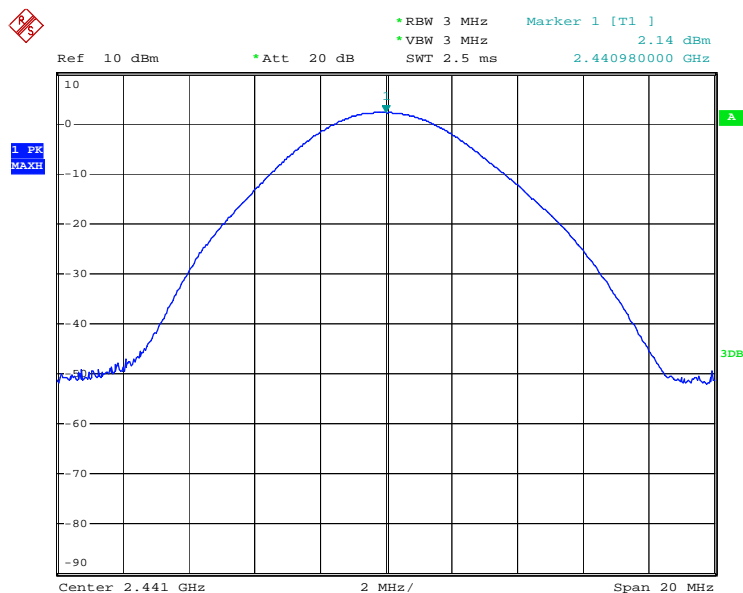


Test mode:	Pi/4QPSK	Test channel:	Lowest
------------	----------	---------------	--------

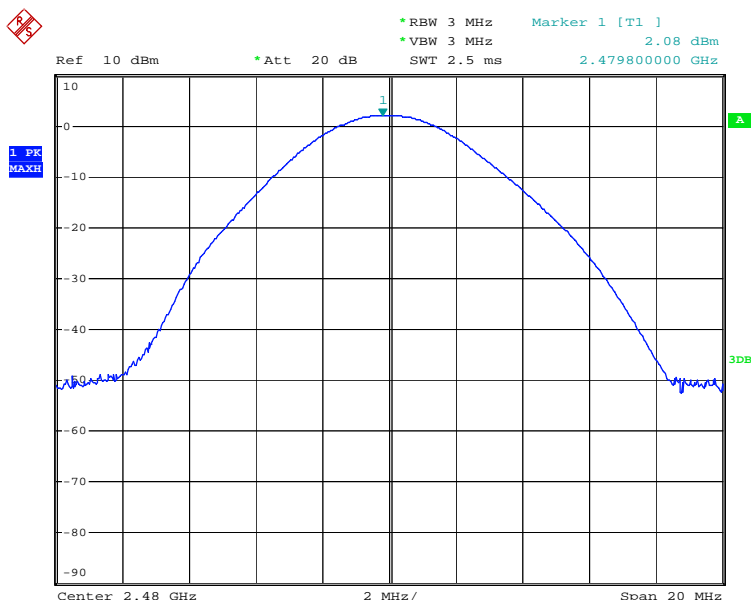




Test mode:	Pi/4QPSK	Test channel:	Middle
------------	----------	---------------	--------

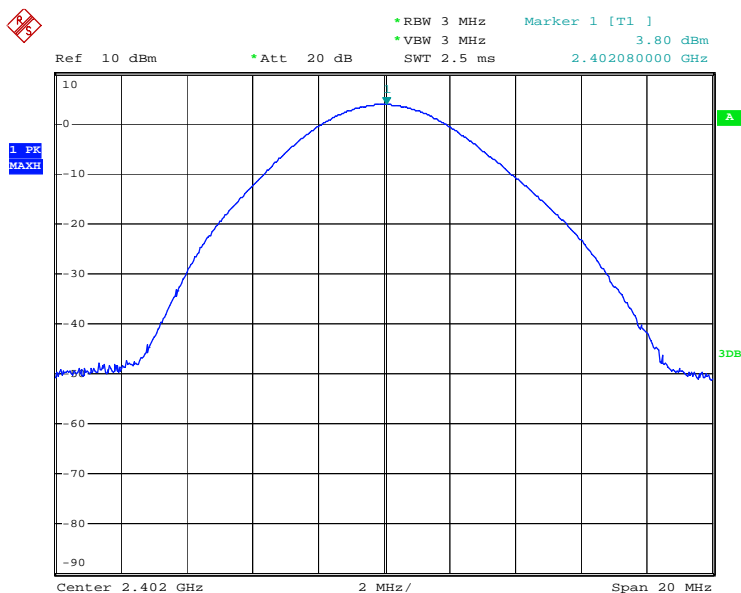


Test mode:	Pi/4QPSK	Test channel:	Highest
------------	----------	---------------	---------

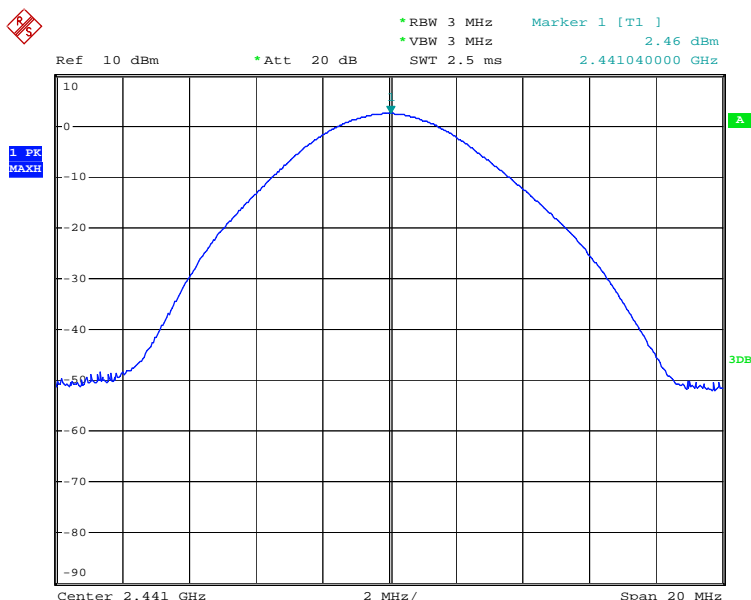




Test mode:	8DPSK	Test channel:	Lowest
------------	-------	---------------	--------

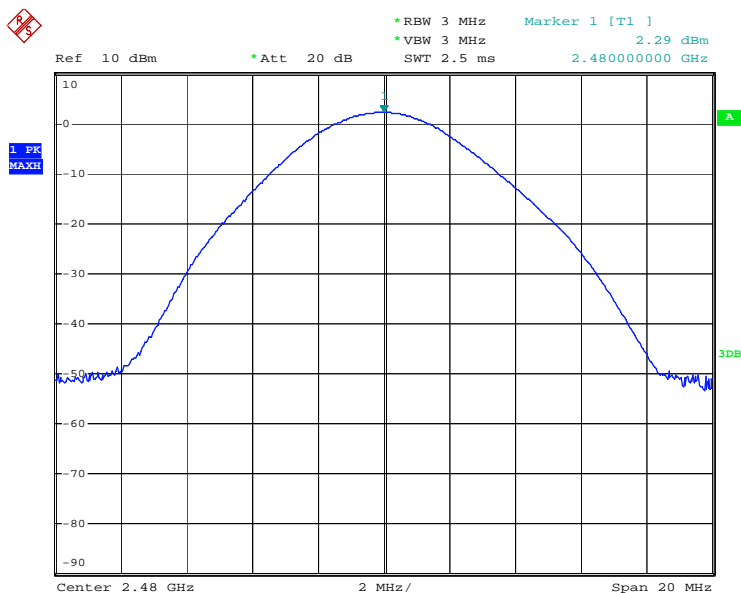


Test mode:	8DPSK	Test channel:	Middle
------------	-------	---------------	--------

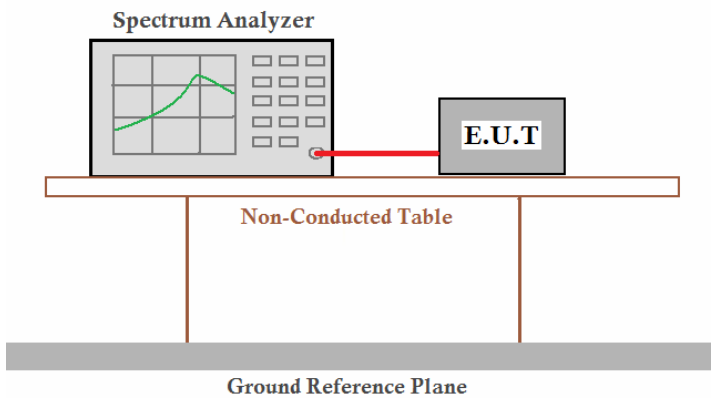




Test mode:	8DPSK	Test channel:	Highest
------------	-------	---------------	---------



## 6.4 20dB Occupy Bandwidth

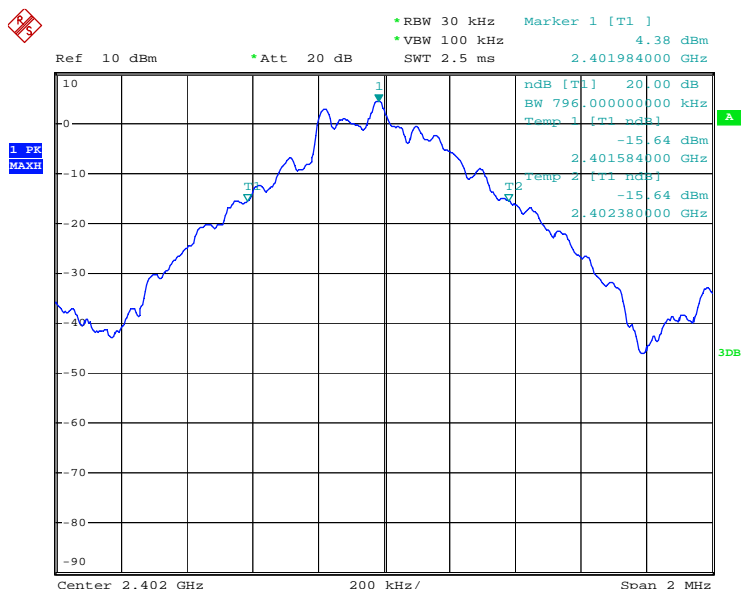
Test Requirement:	FCC Part15 C Section 15.247 (a)(1)
Test Method:	ANSI C63.4:2003 and KDB DA00-705
Receiver setup:	RBW=30KHz, VBW=100KHz,detector=Peak
Limit:	NA
Test setup:	
Test Instruments:	Refer to section 5.7 for details
Test mode:	Refer to section 5.3 for details
Test results:	Pass

Measurement Data			
Test channel	20dB Occupy Bandwidth (KHz)		
	GFSK	Pi/4QPSK	8DPSK
Lowest	796	1204	1208
Middle	800	1220	1208
Highest	804	1220	1208

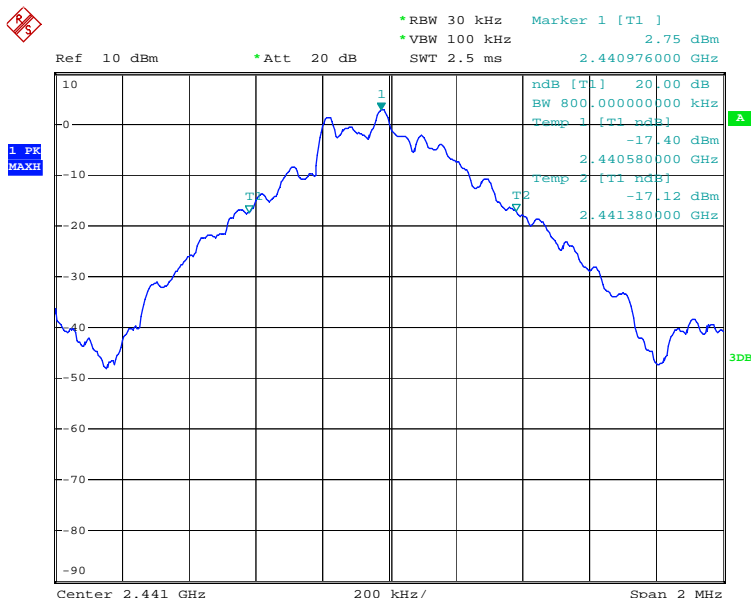
Test plot as follows:



Test mode:	GFSK	Test channel:	Lowest
------------	------	---------------	--------



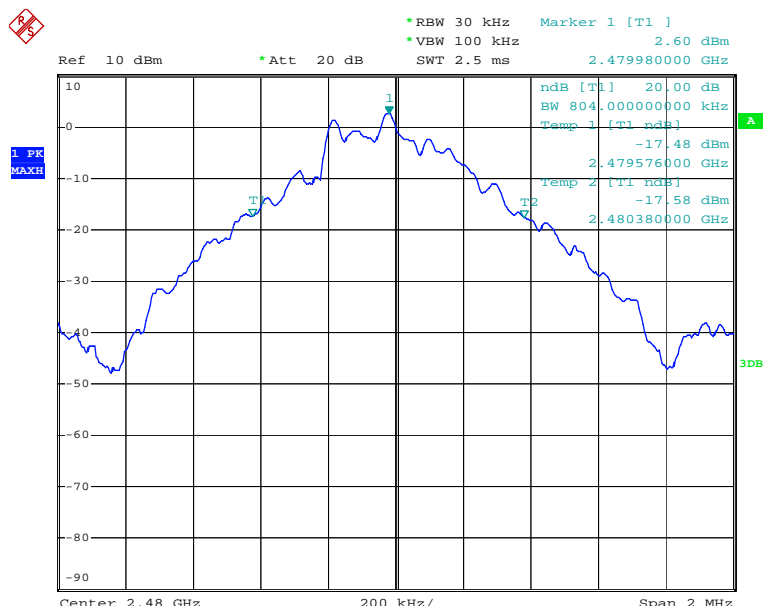
Test mode:	GFSK	Test channel:	Middle
------------	------	---------------	--------



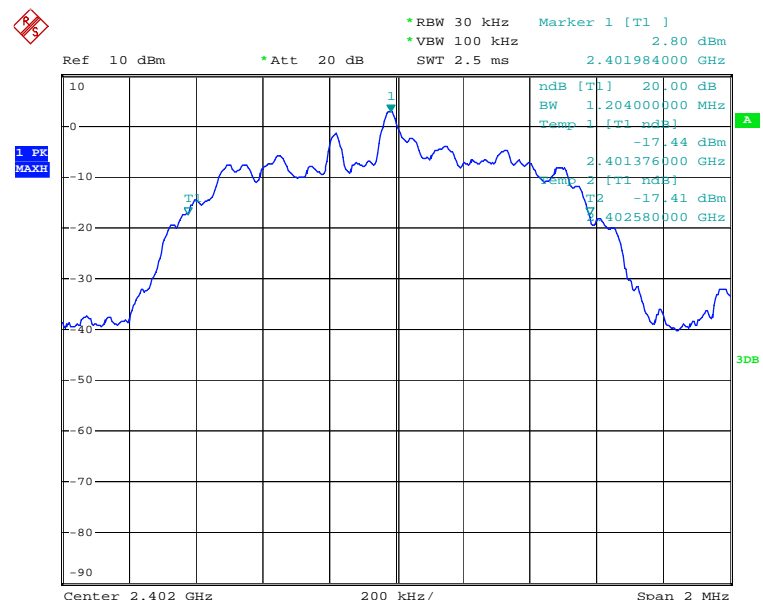
"This document is issued by the Company subject to its General Conditions of Service printed overleaf, available on request or accessible at <http://www.eботek.cn> and, for electronic format documents, subject to Terms and Conditions for Electronic Documents at <http://www.eботek.cn>. Attention is drawn to the limitation of liability, indemnification and jurisdiction issues defined therein. Any holder of this document is advised that information contained hereon reflects the Company's findings at the time of its intervention only and within the limits of Client's instructions, if any. The Company's sole responsibility is to its Client and this document does not exonerate parties to a transaction from exercising all their rights and obligations under the transaction documents. This document cannot be reproduced except in full, without prior written approval of the Company. Any unauthorized alteration, forgery or falsification of the content or appearance of this document is unlawful and offenders may be prosecuted to the fullest extent of the law. Unless otherwise stated the results shown in this test report refer only to the sample(s) tested and such sample(s) are retained for 90 days only."



Test mode:	GFSK	Test channel:	Highest
------------	------	---------------	---------

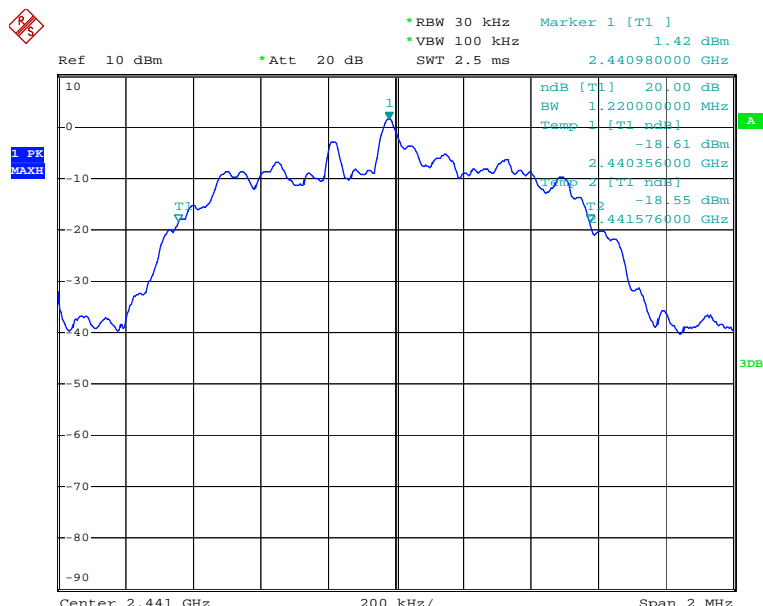


Test mode:	Pi/4QPSK	Test channel:	Lowest
------------	----------	---------------	--------





Test mode:	Pi/4QPSK	Test channel:	Middle
------------	----------	---------------	--------



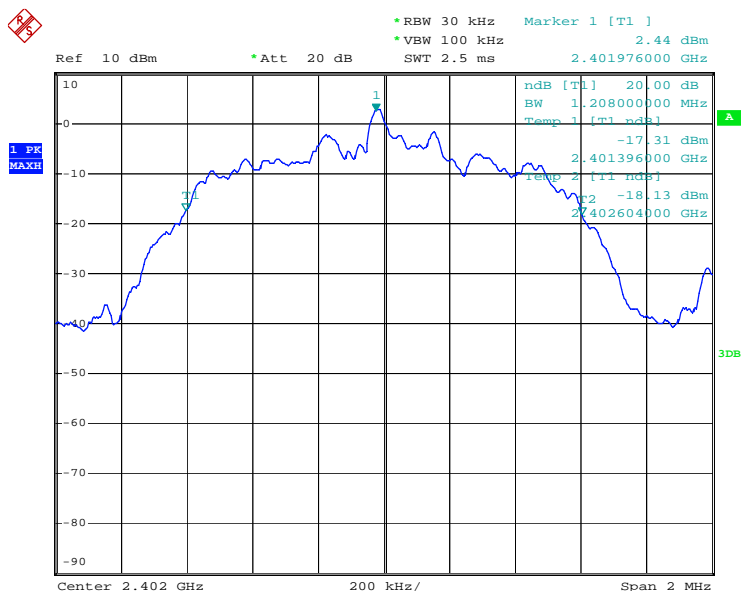
Test mode:	Pi/4QPSK	Test channel:	Highest
------------	----------	---------------	---------



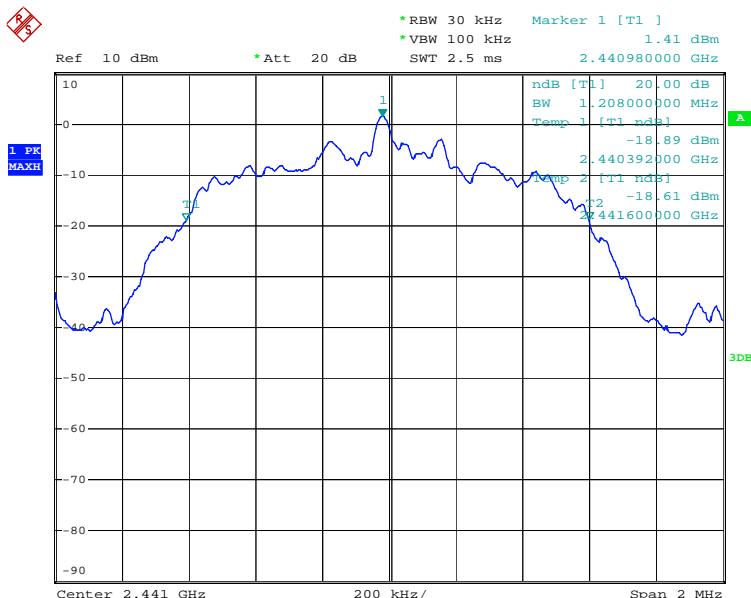
"This document is issued by the Company subject to its General Conditions of Service printed overleaf, available on request or accessible at <http://www.eботek.cn> and, for electronic format documents, subject to Terms and Conditions for Electronic Documents at <http://www.eботek.cn>. Attention is drawn to the limitation of liability, indemnification and jurisdiction issues defined therein. Any holder of this document is advised that information contained hereon reflects the Company's findings at the time of its intervention only and within the limits of Client's instructions, if any. The Company's sole responsibility is to its Client and this document does not exonerate parties to a transaction from exercising all their rights and obligations under the transaction documents. This document cannot be reproduced except in full, without prior written approval of the Company. Any unauthorized alteration, forgery or falsification of the content or appearance of this document is unlawful and offenders may be prosecuted to the fullest extent of the law. Unless otherwise stated the results shown in this test report refer only to the sample(s) tested and such sample(s) are retained for 90 days only."



Test mode:	8DPSK	Test channel:	Lowest
------------	-------	---------------	--------



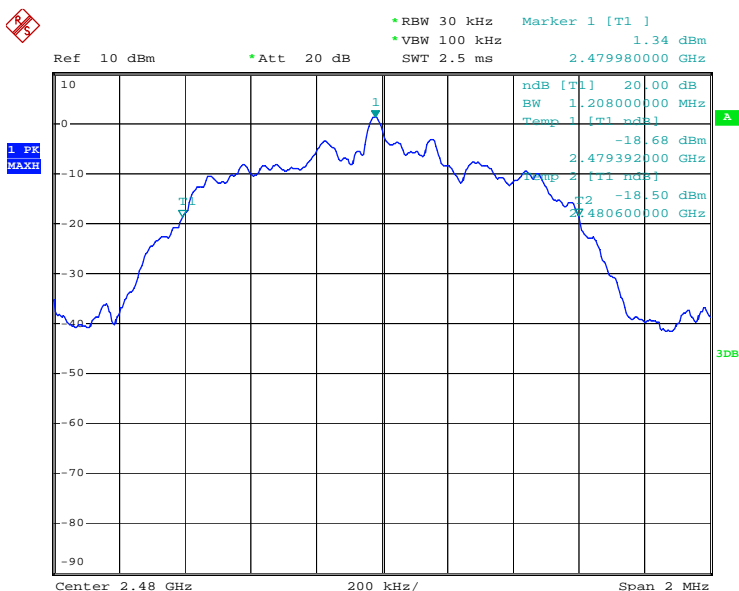
Test mode:	8DPSK	Test channel:	Middle
------------	-------	---------------	--------



"This document is issued by the Company subject to its General Conditions of Service printed overleaf, available on request or accessible at <http://www.eботek.cn> and, for electronic format documents, subject to Terms and Conditions for Electronic Documents at <http://www.eботek.cn>. Attention is drawn to the limitation of liability, indemnification and jurisdiction issues defined therein. Any holder of this document is advised that information contained hereon reflects the Company's findings at the time of its intervention only and within the limits of Client's instructions, if any. The Company's sole responsibility is to its Client and this document does not exonerate parties to a transaction from exercising all their rights and obligations under the transaction documents. This document cannot be reproduced except in full, without prior written approval of the Company. Any unauthorized alteration, forgery or falsification of the content or appearance of this document is unlawful and offenders may be prosecuted to the fullest extent of the law. Unless otherwise stated the results shown in this test report refer only to the sample(s) tested and such sample(s) are retained for 90 days only."

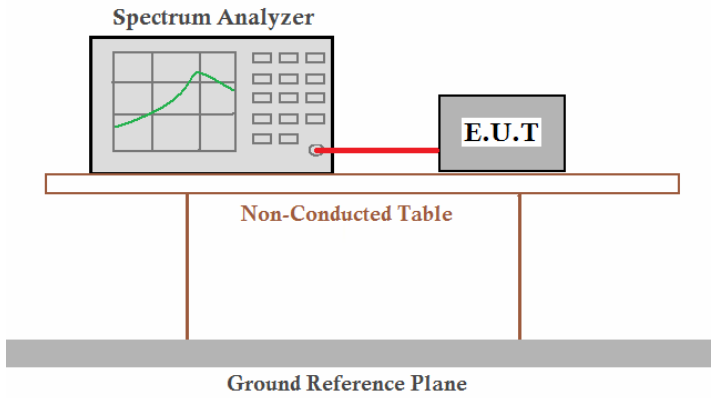


Test mode:	8DPSK	Test channel:	Highest
------------	-------	---------------	---------



"This document is issued by the Company subject to its General Conditions of Service printed overleaf, available on request or accessible at <http://www.eботek.cn> and, for electronic format documents, subject to Terms and Conditions for Electronic Documents at <http://www.eботek.cn>. Attention is drawn to the limitation of liability, indemnification and jurisdiction issues defined therein. Any holder of this document is advised that information contained hereon reflects the Company's findings at the time of its intervention only and within the limits of Client's instructions, if any. The Company's sole responsibility is to its Client and this document does not exonerate parties to a transaction from exercising all their rights and obligations under the transaction documents. This document cannot be reproduced except in full, without prior written approval of the Company. Any unauthorized alteration, forgery or falsification of the content or appearance of this document is unlawful and offenders may be prosecuted to the fullest extent of the law. Unless otherwise stated the results shown in this test report refer only to the sample(s) tested and such sample(s) are retained for 90 days only."

## 6.5 Carrier Frequencies Separation

Test Requirement:	FCC Part15 C Section 15.247 (a)(1)
Test Method:	ANSI C63.4:2003 and KDB DA00-705
Receiver setup:	RBW=100KHz, VBW=300KHz, detector=Peak
Limit:	0.025MHz or 2/3 of the 20dB bandwidth (whichever is greater)
Test setup:	 <p>The diagram illustrates the test setup. A Spectrum Analyzer is connected to an E.U.T (Equipment Under Test) via a red cable. Both the Spectrum Analyzer and the E.U.T are placed on a Non-Conducted Table. The table is supported by a Ground Reference Plane.</p>
Test Instruments:	Refer to section 5.7 for details
Test mode:	Refer to section 5.3 for details
Test results:	Pass



Measurement Data			
GFSK mode			
Test channel	Carrier Frequencies Separation (KHz)	Limit (KHz)	Result
Lowest	1004	813.3	Pass
Middle	1004	813.3	Pass
Highest	1004	813.3	Pass
Pi/4QPSK mode			
Test channel	Carrier Frequencies Separation (KHz)	Limit (KHz)	Result
Lowest	1004	813.3	Pass
Middle	1000	813.3	Pass
Highest	1004	813.3	Pass
8DPSK mode			
Test channel	Carrier Frequencies Separation (KHz)	Limit (KHz)	Result
Lowest	1004	813.3	Pass
Middle	1004	813.3	Pass
Highest	1000	813.3	Pass

Note: According to section 6.4,

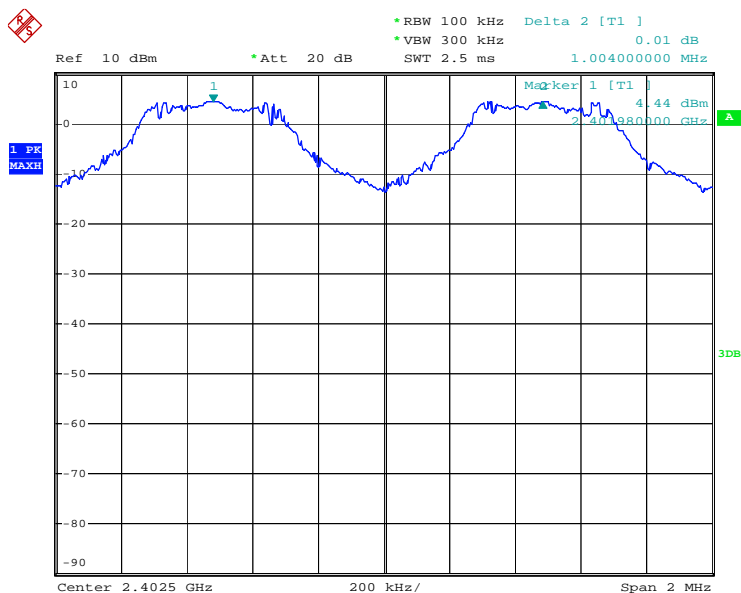
Mode	20dB bandwidth (KHz) (worse case)	Limit (KHz) (Carrier Frequencies Separation)
GFSK	804	536.0
PI/4QPSK	1220	813.3
8DPSK	1208	805.3

Test plot as follows:

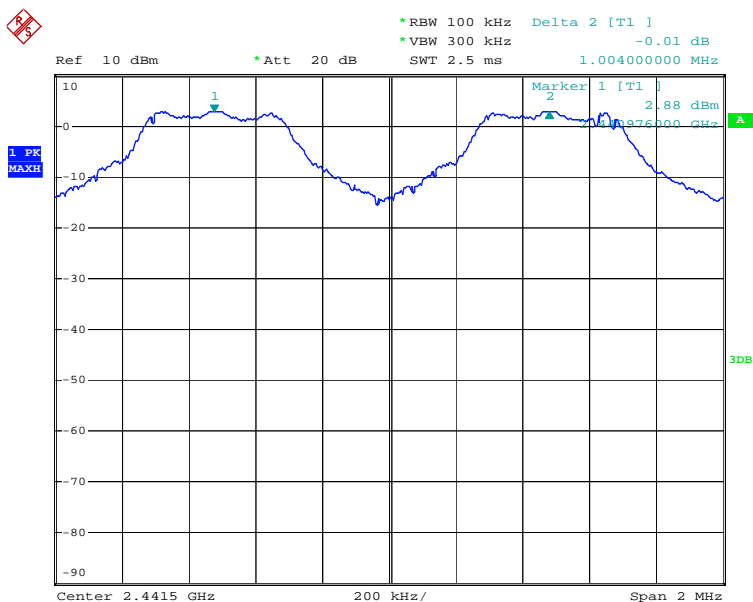
"This document is issued by the Company subject to its General Conditions of Service printed overleaf, available on request or accessible at <http://www.eботek.cn> and, for electronic format documents, subject to Terms and Conditions for Electronic Documents at <http://www.eботek.cn>. Attention is drawn to the limitation of liability, indemnification and jurisdiction issues defined therein. Any holder of this document is advised that information contained hereon reflects the Company's findings at the time of its intervention only and within the limits of Client's instructions, if any. The Company's sole responsibility is to its Client and this document does not exonerate parties to a transaction from exercising all their rights and obligations under the transaction documents. This document cannot be reproduced except in full, without prior written approval of the Company. Any unauthorized alteration, forgery or falsification of the content or appearance of this document is unlawful and offenders may be prosecuted to the fullest extent of the law. Unless otherwise stated the results shown in this test report refer only to the sample(s) tested and such sample(s) are retained for 90 days only."



Test mode:	GFSK	Test channel:	Lowest
------------	------	---------------	--------



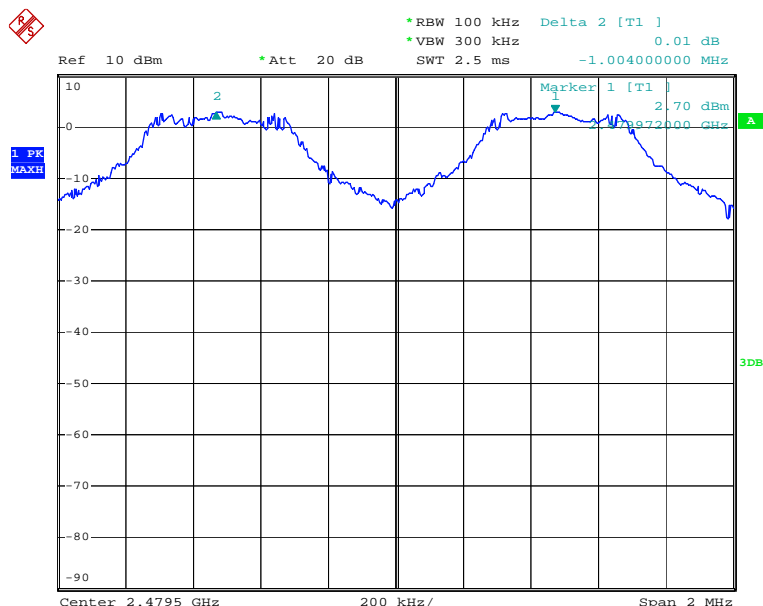
Test mode:	GFSK	Test channel:	Middle
------------	------	---------------	--------



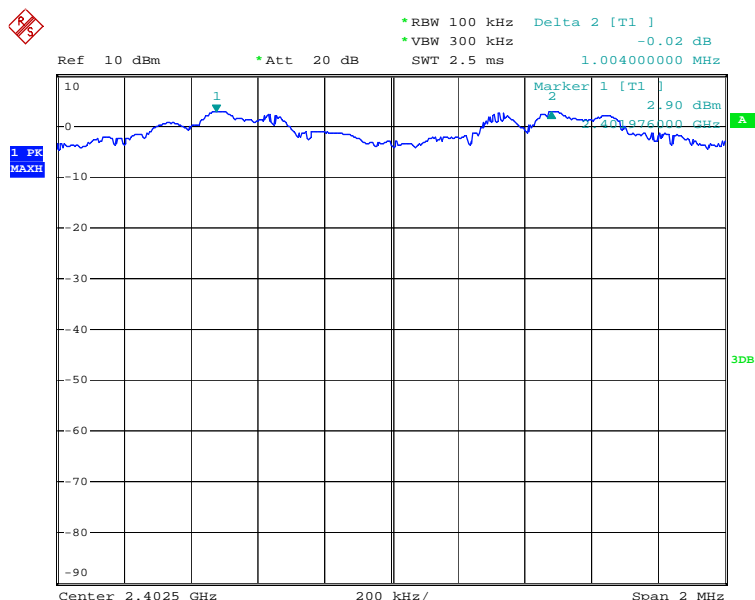
"This document is issued by the Company subject to its General Conditions of Service printed overleaf, available on request or accessible at <http://www.eботek.cn> and, for electronic format documents, subject to Terms and Conditions for Electronic Documents at <http://www.eботek.cn>. Attention is drawn to the limitation of liability, indemnification and jurisdiction issues defined therein. Any holder of this document is advised that information contained hereon reflects the Company's findings at the time of its intervention only and within the limits of Client's instructions, if any. The Company's sole responsibility is to its Client and this document does not exonerate parties to a transaction from exercising all their rights and obligations under the transaction documents. This document cannot be reproduced except in full, without prior written approval of the Company. Any unauthorized alteration, forgery or falsification of the content or appearance of this document is unlawful and offenders may be prosecuted to the fullest extent of the law. Unless otherwise stated the results shown in this test report refer only to the sample(s) tested and such sample(s) are retained for 90 days only."



Test mode:	GFSK	Test channel:	Highest
------------	------	---------------	---------



Test mode:	Pi/4QPSK	Test channel:	Lowest
------------	----------	---------------	--------

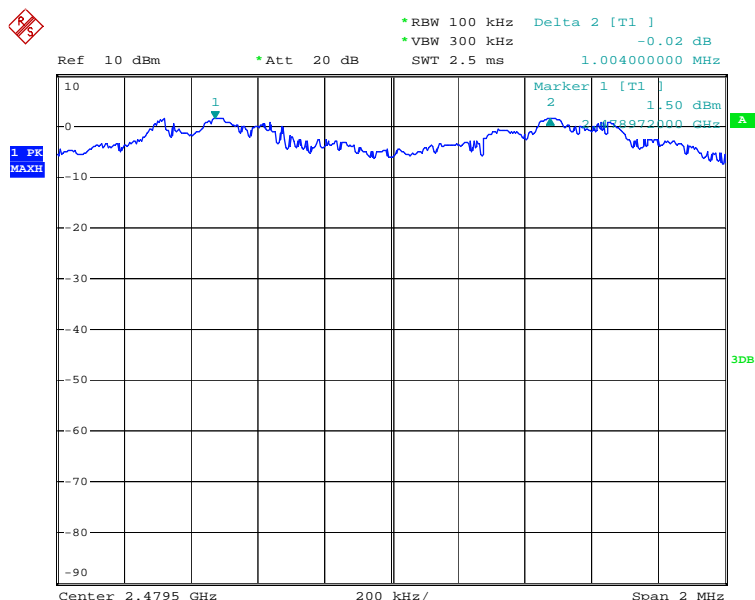




Test mode:	Pi/4QPSK	Test channel:	Middle
------------	----------	---------------	--------



Test mode:	Pi/4QPSK	Test channel:	Highest
------------	----------	---------------	---------

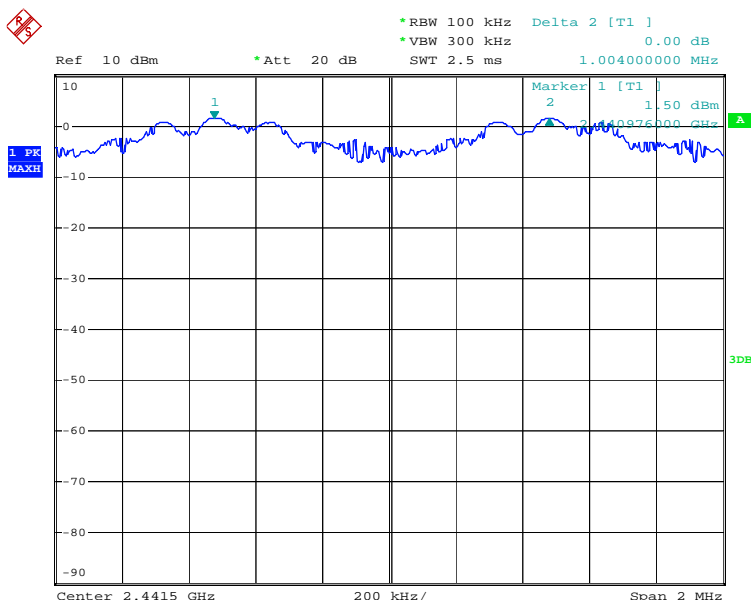




Test mode:	8DPSK	Test channel:	Lowest
------------	-------	---------------	--------



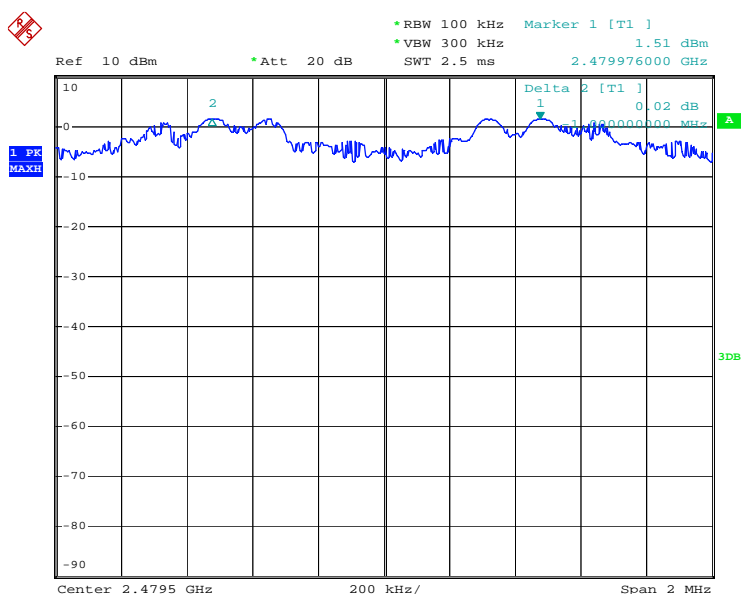
Test mode:	8DPSK	Test channel:	Middle
------------	-------	---------------	--------



"This document is issued by the Company subject to its General Conditions of Service printed overleaf, available on request or accessible at <http://www.eботek.cn> and, for electronic format documents, subject to Terms and Conditions for Electronic Documents at <http://www.eботek.cn>. Attention is drawn to the limitation of liability, indemnification and jurisdiction issues defined therein. Any holder of this document is advised that information contained hereon reflects the Company's findings at the time of its intervention only and within the limits of Client's instructions, if any. The Company's sole responsibility is to its Client and this document does not exonerate parties to a transaction from exercising all their rights and obligations under the transaction documents. This document cannot be reproduced except in full, without prior written approval of the Company. Any unauthorized alteration, forgery or falsification of the content or appearance of this document is unlawful and offenders may be prosecuted to the fullest extent of the law. Unless otherwise stated the results shown in this test report refer only to the sample(s) tested and such sample(s) are retained for 90 days only."

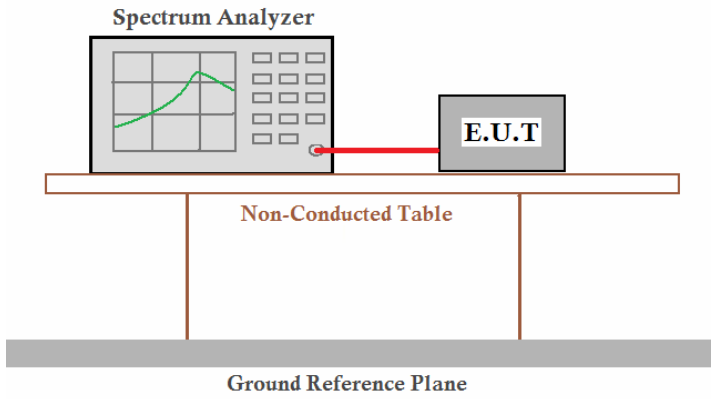


Test mode:	8DPSK	Test channel:	Highest
------------	-------	---------------	---------



"This document is issued by the Company subject to its General Conditions of Service printed overleaf, available on request or accessible at <http://www.eботek.cn> and, for electronic format documents, subject to Terms and Conditions for Electronic Documents at <http://www.eботek.cn>. Attention is drawn to the limitation of liability, indemnification and jurisdiction issues defined therein. Any holder of this document is advised that information contained hereon reflects the Company's findings at the time of its intervention only and within the limits of Client's instructions, if any. The Company's sole responsibility is to its Client and this document does not exonerate parties to a transaction from exercising all their rights and obligations under the transaction documents. This document cannot be reproduced except in full, without prior written approval of the Company. Any unauthorized alteration, forgery or falsification of the content or appearance of this document is unlawful and offenders may be prosecuted to the fullest extent of the law. Unless otherwise stated the results shown in this test report refer only to the sample(s) tested and such sample(s) are retained for 90 days only."

## 6.6 Hopping Channel Number

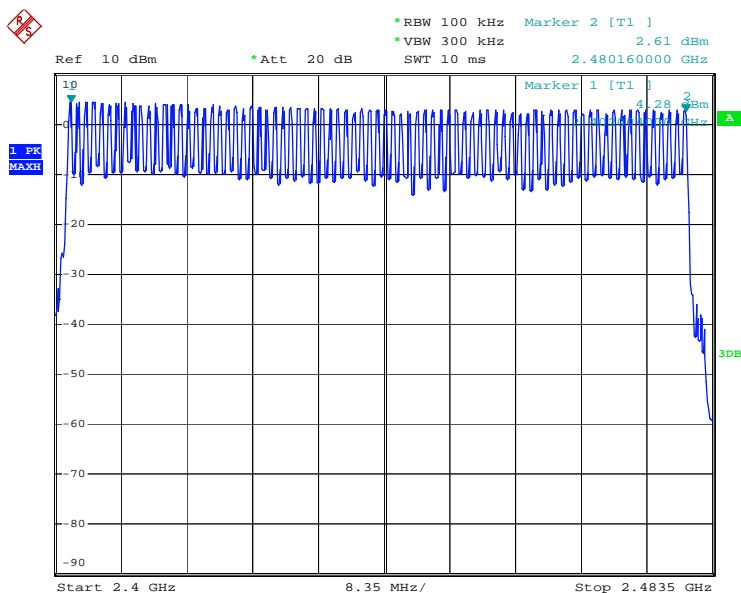
Test Requirement:	FCC Part15 C Section 15.247 (a)(1)
Test Method:	ANSI C63.4:2003 and KDB DA00-705
Receiver setup:	RBW=100KHz, VBW=300KHz, Frequency range=2400MHz-2483.5MHz, Detector=Peak
Limit:	15 channels
Test setup:	 <p>The diagram illustrates the test setup. A Spectrum Analyzer is connected via a red cable to an E.U.T. (Equipment Under Test). Both are placed on a Non-Conducted Table. Below the table is a Ground Reference Plane.</p>
Test Instruments:	Refer to section 5.7 for details
Test mode:	Refer to section 5.3 for details
Test results:	Pass

Measurement Data		
Mode	Hopping channel numbers	Limit
GFSK	79	15
Pi/4QPSK	79	15
8DPSK	79	15

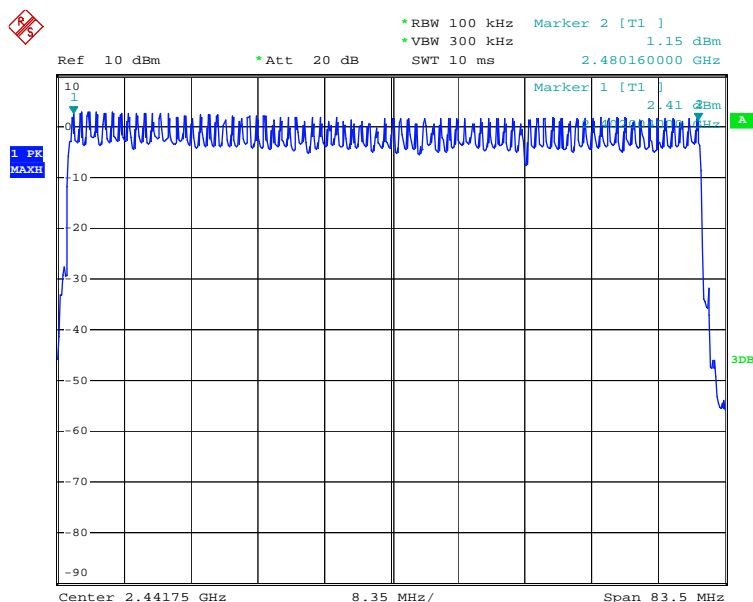
### Test plot as follows



Test mode:	GFSK	
------------	------	--



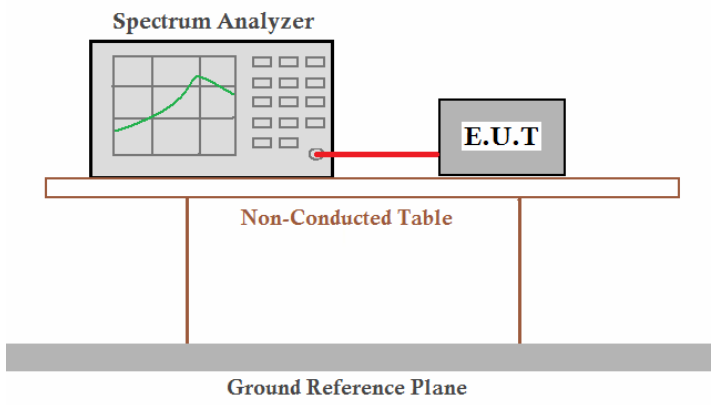
Test mode:	Pi/4QPSK	
------------	----------	--



"This document is issued by the Company subject to its General Conditions of Service printed overleaf, available on request or accessible at <http://www.eботek.cn> and, for electronic format documents, subject to Terms and Conditions for Electronic Documents at <http://www.eботek.cn>. Attention is drawn to the limitation of liability, indemnification and jurisdiction issues defined therein. Any holder of this document is advised that information contained hereon reflects the Company's findings at the time of its intervention only and within the limits of Client's instructions, if any. The Company's sole responsibility is to its Client and this document does not exonerate parties to a transaction from exercising all their rights and obligations under the transaction documents. This document cannot be reproduced except in full, without prior written approval of the Company. Any unauthorized alteration, forgery or falsification of the content or appearance of this document is unlawful and offenders may be prosecuted to the fullest extent of the law. Unless otherwise stated the results shown in this test report refer only to the sample(s) tested and such sample(s) are retained for 90 days only."



## 6.7 Dwell Time

Test Requirement:	FCC Part15 C Section 15.247 (a)(1)
Test Method:	ANSI C63.4:2003 and KDB DA00-705
Receiver setup:	RBW=1MHz, VBW=1MHz, Span=0Hz, Detector=Peak
Limit:	0.4 Second
Test mode:	Hopping transmitting with all kind of modulation.
Test setup:	
Test Instruments:	Refer to section 5.7 for details
Test mode:	Refer to section 5.3 for details
Test results:	Pass

Measurement Data			
Mode	Packet	Dwell time (second)	Limit (second)
GFSK	DH1	0.1397	0.4
	DH3	0.2725	0.4
	DH5	0.3154	0.4
Pi/4QPSK	2-DH1	0.1397	0.4
	2-DH3	0.2725	0.4
	2-DH5	0.3154	0.4
8DPSK	3-DH1	0.1397	0.4
	3-DH3	0.2725	0.4
	3-DH5	0.3154	0.4

The test period:  $T = 0.4 \text{ Second/Channel} \times 79 \text{ Channel} = 31.6 \text{ s}$

The lowest channel (2402MHz), middle channel (2441MHz), highest channel (2480MHz) as blow

DH1 time slot =  $0.530(\text{ms}) \times (1600 / (2 \times 79)) \times 31.6 = 169.6\text{ms}$

DH3 time slot =  $1.79(\text{ms}) \times (1600 / (4 \times 79)) \times 31.6 = 286.4\text{ms}$

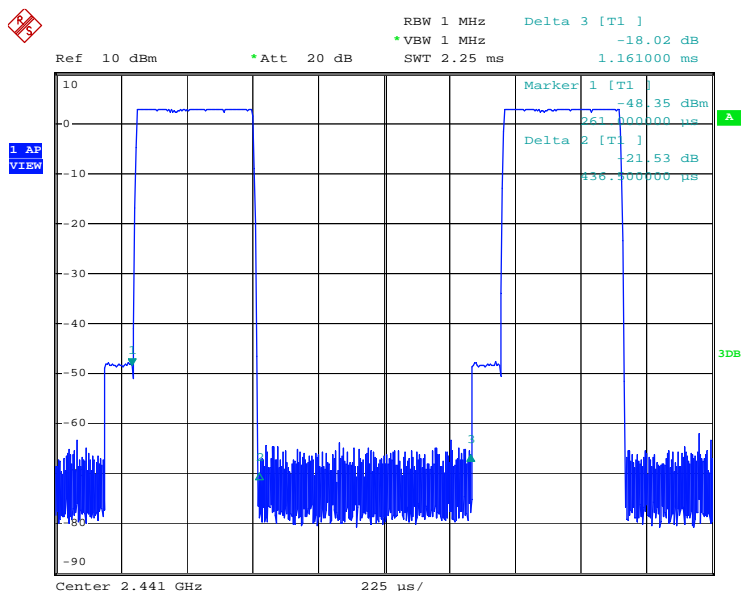
DH5 time slot =  $3.04(\text{ms}) \times (1600 / (6 \times 79)) \times 31.6 = 324.3\text{ms}$

"This document is issued by the Company subject to its General Conditions of Service printed overleaf, available on request or accessible at <http://www.ebotek.cn> and, for electronic format documents, subject to Terms and Conditions for Electronic Documents at <http://www.ebotek.cn>. Attention is drawn to the limitation of liability, indemnification and jurisdiction issues defined therein. Any holder of this document is advised that information contained hereon reflects the Company's findings at the time of its intervention only and within the limits of Client's instructions, if any. The Company's sole responsibility is to its Client and this document does not exonerate parties to a transaction from exercising all their rights and obligations under the transaction documents. This document cannot be reproduced except in full, without prior written approval of the Company. Any unauthorized alteration, forgery or falsification of the content or appearance of this document is unlawful and offenders may be prosecuted to the fullest extent of the law. Unless otherwise stated the results shown in this test report refer only to the sample(s) tested and such sample(s) are retained for 90 days only."

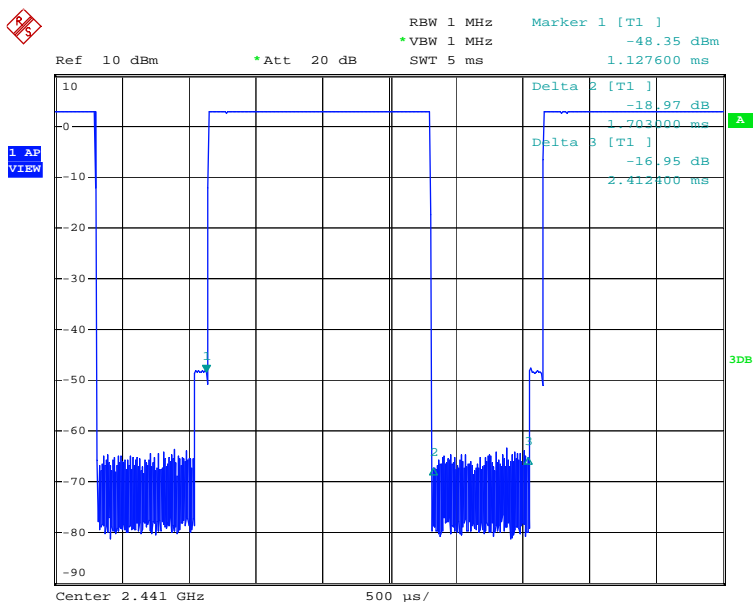


Test plot as follows

Test mode:	GFSK, Pi/4QPSK, 8DPSK	Test Packet:	DH1, 2-DH1, 3-DH1
------------	-----------------------	--------------	-------------------



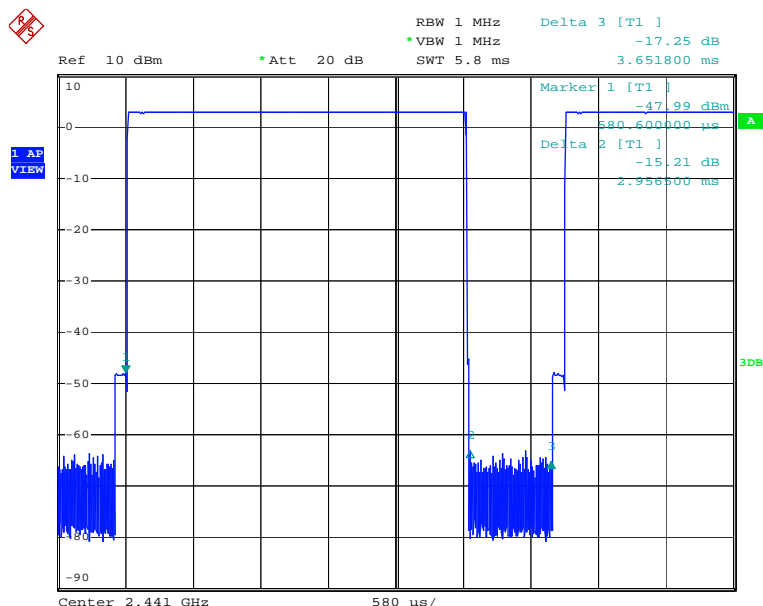
Test mode:	GFSK, Pi/4QPSK, 8DPSK	Test Packet:	DH3, 2-DH3, 3-DH3
------------	-----------------------	--------------	-------------------



"This document is issued by the Company subject to its General Conditions of Service printed overleaf, available on request or accessible at <http://www.eботek.cn> and, for electronic format documents, subject to Terms and Conditions for Electronic Documents at <http://www.eботek.cn>. Attention is drawn to the limitation of liability, indemnification and jurisdiction issues defined therein. Any holder of this document is advised that information contained hereon reflects the Company's findings at the time of its intervention only and within the limits of Client's instructions, if any. The Company's sole responsibility is to its Client and this document does not exonerate parties to a transaction from exercising all their rights and obligations under the transaction documents. This document cannot be reproduced except in full, without prior written approval of the Company. Any unauthorized alteration, forgery or falsification of the content or appearance of this document is unlawful and offenders may be prosecuted to the fullest extent of the law. Unless otherwise stated the results shown in this test report refer only to the sample(s) tested and such sample(s) are retained for 90 days only."

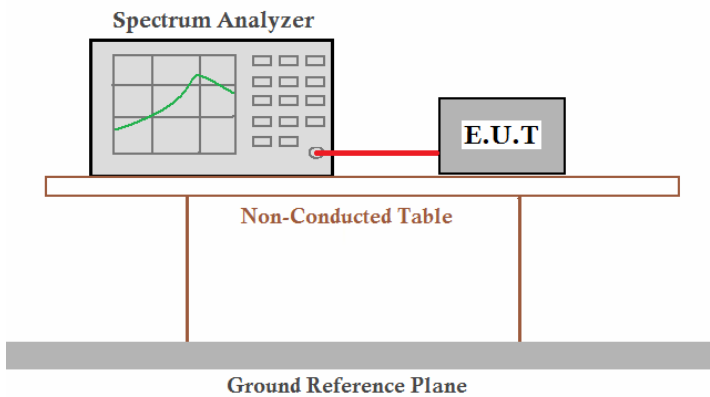


Test mode:	GFSK, Pi/4QPSK, 8DPSK	Test Packet:	DH3, 2-DH3, 3-DH3
------------	-----------------------	--------------	-------------------



"This document is issued by the Company subject to its General Conditions of Service printed overleaf, available on request or accessible at <http://www.eботek.cn> and, for electronic format documents, subject to Terms and Conditions for Electronic Documents at <http://www.eботek.cn>. Attention is drawn to the limitation of liability, indemnification and jurisdiction issues defined therein. Any holder of this document is advised that information contained hereon reflects the Company's findings at the time of its intervention only and within the limits of Client's instructions, if any. The Company's sole responsibility is to its Client and this document does not exonerate parties to a transaction from exercising all their rights and obligations under the transaction documents. This document cannot be reproduced except in full, without prior written approval of the Company. Any unauthorized alteration, forgery or falsification of the content or appearance of this document is unlawful and offenders may be prosecuted to the fullest extent of the law. Unless otherwise stated the results shown in this test report refer only to the sample(s) tested and such sample(s) are retained for 90 days only."

## 6.8 Band Edge

Test Requirement:	FCC Part15 C Section 15.247 (d)
Test Method:	ANSI C63.4:2003 and KDB DA00-705
Receiver setup:	RBW=100KHz, VBW=300KHz, Detector=Peak
Limit:	In any 100 kHz bandwidth outside the frequency band in which the spread spectrum intentional radiator is operating, the radio frequency power that is produced by the intentional radiator shall be at least 20 dB below that in the 100 kHz bandwidth within the band that contains the highest level of the desired power, based on either an RF conducted or a radiated measurement.
Test setup:	
Test Instruments:	Refer to section 5.7 for details
Test mode:	Refer to section 5.3 for details
Test results:	Pass

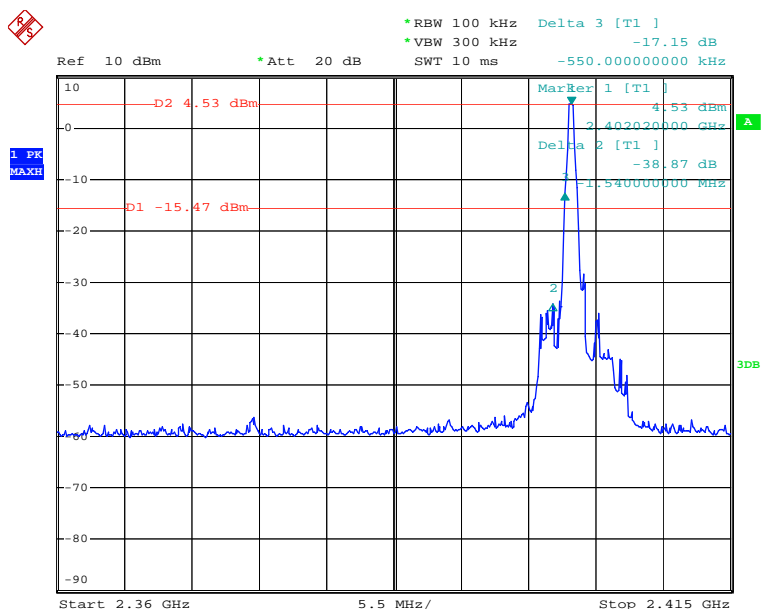
Remark:

During test the item, Pre-scan the GFSK, Pi/4QPSK, 8DPSK modulation, and found the GFSK modulation which it is worse case.

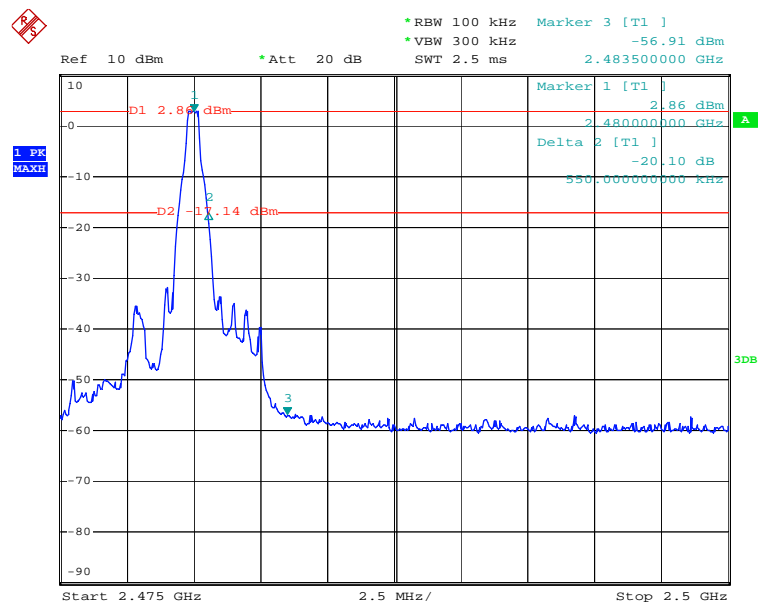
Test plot as follows:



Worse case mode:	GFSK	Test channel:	Lowest
------------------	------	---------------	--------

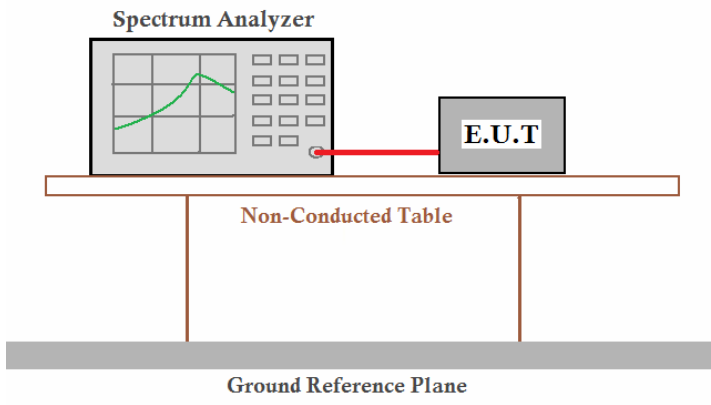


Worse case mode:	GFSK	Test channel:	Highest
------------------	------	---------------	---------



"This document is issued by the Company subject to its General Conditions of Service printed overleaf, available on request or accessible at <http://www.eботek.cn> and, for electronic format documents, subject to Terms and Conditions for Electronic Documents at <http://www.eботek.cn>. Attention is drawn to the limitation of liability, indemnification and jurisdiction issues defined therein. Any holder of this document is advised that information contained hereon reflects the Company's findings at the time of its intervention only and within the limits of Client's instructions, if any. The Company's sole responsibility is to its Client and this document does not exonerate parties to a transaction from exercising all their rights and obligations under the transaction documents. This document cannot be reproduced except in full, without prior written approval of the Company. Any unauthorized alteration, forgery or falsification of the content or appearance of this document is unlawful and offenders may be prosecuted to the fullest extent of the law. Unless otherwise stated the results shown in this test report refer only to the sample(s) tested and such sample(s) are retained for 90 days only."

## 6.9 RF Antenna Conducted spurious emissions

Test Requirement:	FCC Part15 C Section 15.247 (d)
Test Method:	ANSI C63.4:2003 and KDB DA00-705
Limit:	In any 100 kHz bandwidth outside the frequency band in which the spread spectrum intentional radiator is operating, the radio frequency power that is produced by the intentional radiator shall be at least 20 dB below that in the 100 kHz bandwidth within the band that contains the highest level of the desired power, based on either an RF conducted or a radiated measurement.
Test setup:	 <p>The diagram illustrates the test setup. A Spectrum Analyzer is connected to an E.U.T (Equipment Under Test) via a red cable. Both the Spectrum Analyzer and the E.U.T are placed on a table labeled 'Non-Conducted Table'. This table is supported by two vertical legs and sits on a 'Ground Reference Plane'.</p>
Test Instruments:	Refer to section 5.7 for details
Test mode:	Refer to section 5.3 for details
Test results:	Pass

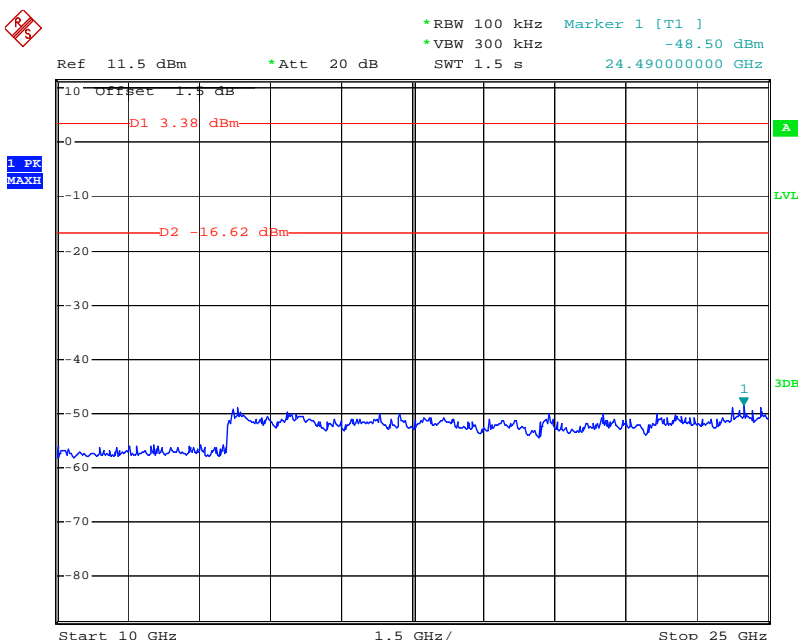
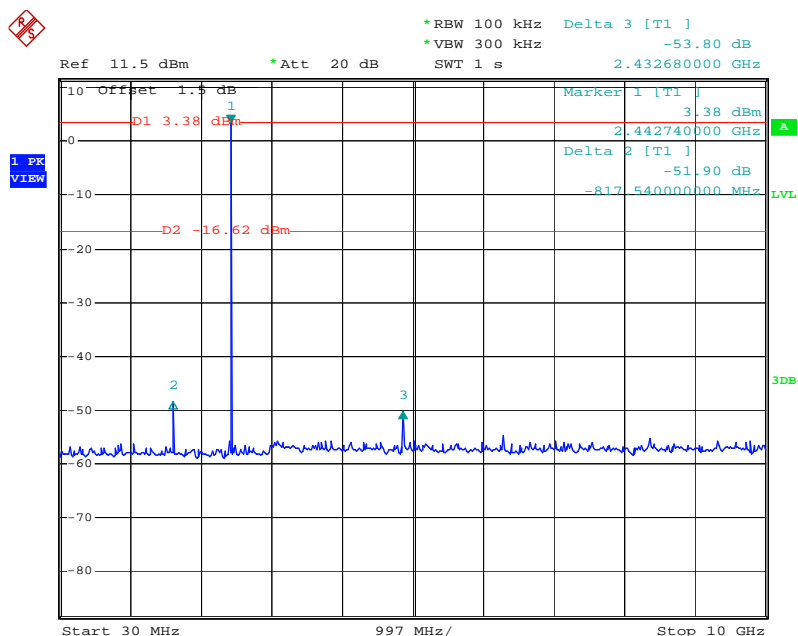
### Remark:

During test the item, Pre-scan the GFSK, Pi/4QPSK, 8DPSK modulation, and found the GFSK modulation which it is worse case.



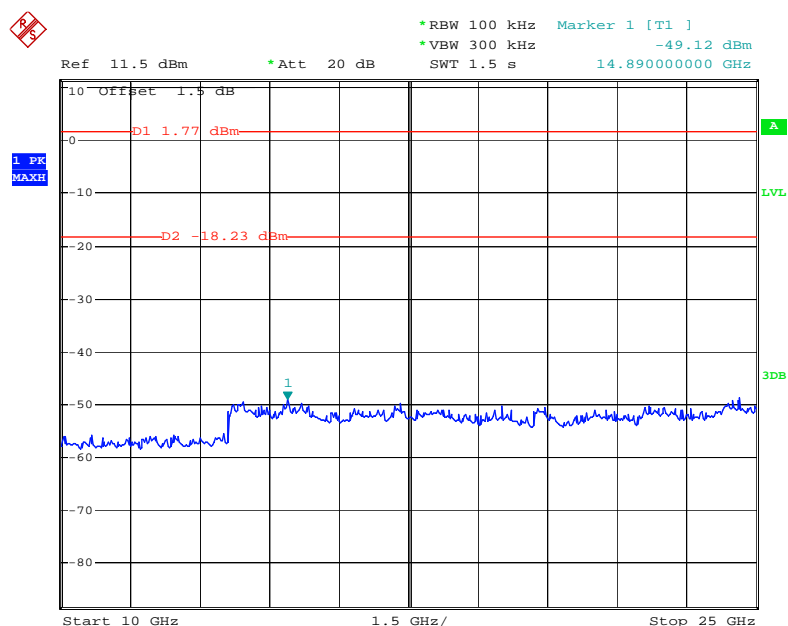
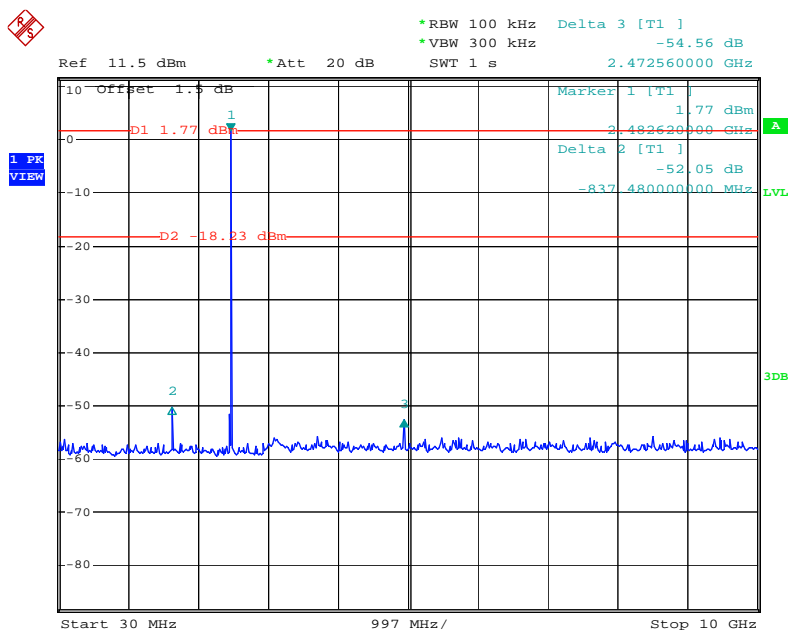


Worse case mode:	GFSK	Test channel:	Middle
------------------	------	---------------	--------





Worse case mode:	GFSK	Test channel:	Highest
------------------	------	---------------	---------



"This document is issued by the Company subject to its General Conditions of Service printed overleaf, available on request or accessible at <http://www.eботek.cn> and, for electronic format documents, subject to Terms and Conditions for Electronic Documents at <http://www.eботek.cn>. Attention is drawn to the limitation of liability, indemnification and jurisdiction issues defined therein. Any holder of this document is advised that information contained hereon reflects the Company's findings at the time of its intervention only and within the limits of Client's instructions, if any. The Company's sole responsibility is to its Client and this document does not exonerate parties to a transaction from exercising all their rights and obligations under the transaction documents. This document cannot be reproduced except in full, without prior written approval of the Company. Any unauthorized alteration, forgery or falsification of the content or appearance of this document is unlawful and offenders may be prosecuted to the fullest extent of the law. Unless otherwise stated the results shown in this test report refer only to the sample(s) tested and such sample(s) are retained for 90 days only."

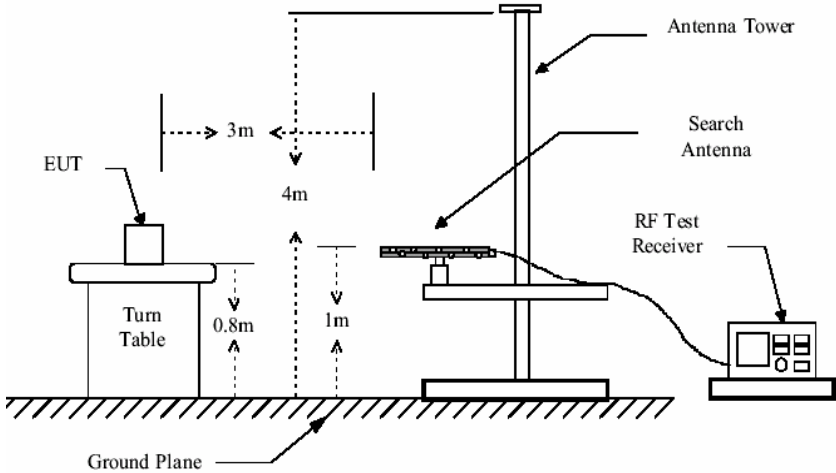
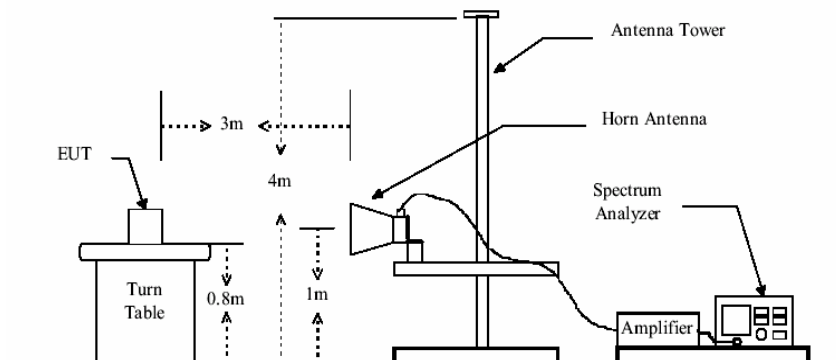
## 6.10 Pseudorandom Frequency Hopping Sequence

Test Requirement:	FCC Part15 C Section 15.247 (a)(1) requirement:
<p><i>Frequency hopping systems shall have hopping channel carrier frequencies separated by a minimum of 25 kHz or the 20 dB bandwidth of the hopping channel, whichever is greater.</i></p> <p><i>Alternatively. Frequency hopping systems operating in the 2400-2483.5 MHz band may have hopping channel carrier frequencies that are separated by 25 kHz or two-thirds of the 20 dB bandwidth of the hopping channel, whichever is greater, provided the systems operate with an output power no greater than 125 mW. The system shall hop to channel frequencies that are selected at the system hopping rate from a Pseudorandom ordered list of hopping frequencies. Each frequency must be used equally on the average by each transmitter. The system receivers shall have input bandwidths that match the hopping channel bandwidths of their corresponding transmitters and shall shift frequencies in synchronization with the transmitted signals.</i></p>	
<p><b>EUT Pseudorandom Frequency Hopping Sequence</b></p> <p><i>The pseudorandom sequence may be generated in a nine-stage shift register whose 5th and 9th stage outputs are added in a modulo-two addition stage. And the result is fed back to the input of the first stage. The sequence begins with the first ONE of 9 consecutive ONES; i.e. the shift register is initialized with nine ones.</i></p> <ul style="list-style-type: none"> <li>• Number of shift register stages: 9</li> <li>• Length of pseudo-random sequence: <math>2^9 - 1 = 511</math> bits</li> <li>• Longest sequence of zeros: 8 (non-inverted signal)</li> </ul> <div data-bbox="269 1048 1318 1198" data-label="Diagram"> </div> <p><i>Linear Feedback Shift Register for Generation of the PRBS sequence</i></p> <p><i>An example of Pseudorandom Frequency Hopping Sequence as follow:</i></p> <div data-bbox="245 1299 1235 1449" data-label="Diagram"> </div> <p><i>Each frequency used equally on the average by each transmitter.</i></p> <p><i>The system receivers have input bandwidths that match the hopping channel bandwidths of their corresponding transmitters and shift frequencies in synchronization with the transmitted signals.</i></p>	



## 6.11 Radiated Emission

Test Requirement:	FCC Part15 C Section 15.209 and 15.205				
Test Method:	ANSI C63.4: 2003				
Test Frequency Range:	30MHz to 25GHz				
Test site:	Measurement Distance: 3m (Semi-Anechoic Chamber)				
Receiver setup:					
	Frequency	Detector	RBW	VBW	Remark
	30MHz-1GHz	Quasi-peak	100KHz	300KHz	Quasi-peak Value
	Above 1GHz	Peak	1MHz	3MHz	Peak Value
Peak		1MHz	10Hz	Average Value	
Limit:					
	Frequency		Limit (dBuV/m @3m)		Remark
	30MHz-88MHz		40.0		Quasi-peak Value
	88MHz-216MHz		43.5		Quasi-peak Value
	216MHz-960MHz		46.0		Quasi-peak Value
	960MHz-1GHz		54.0		Quasi-peak Value
	Above 1GHz	54.0		Average Value	
74.0		Peak Value			
Test Procedure:	<p>a. The EUT was placed on the top of a rotating table 0.8 meters above the ground at a 3 meter semi-anechoic camber. The table was rotated 360 degrees to determine the position of the highest radiation.</p> <p>b. The EUT was set 3 meters away from the interference-receiving antenna, which was mounted on the top of a variable-height antenna tower.</p> <p>c. The antenna height is varied from one meter to four meters above the ground to determine the maximum value of the field strength. Both horizontal and vertical polarizations of the antenna are set to make the measurement.</p> <p>d. For each suspected emission, the EUT was arranged to its worst case and then the antenna was tuned to heights from 1 meter to 4 meters and the rotatable table was turned from 0 degrees to 360 degrees to find the maximum reading.</p> <p>e. The test-receiver system was set to Peak Detect Function and Specified Bandwidth with Maximum Hold Mode.</p> <p>f. If the emission level of the EUT in peak mode was 10dB lower than the limit specified, then testing could be stopped and the peak values of the EUT would be reported. Otherwise the emissions that did not have 10dB margin would be re-tested one by one using peak, quasi-peak or average method as specified and then reported in a data sheet.</p> <p>g. The radiation measurements are performed in X, Y, Z axis positioning. Only the worst case is shown in the report.</p>				

<p>Test setup:</p>	<p><b>Below 1GHz</b></p>  <p><b>Above 1GHz</b></p> 
<p>Test Instruments:</p>	<p>Refer to section 5.7 for details</p>
<p>Test mode:</p>	<p>Refer to section 5.3 for details</p>
<p>Test results:</p>	<p>Pass</p>

**Note:**

The field strength is calculated by adding the Antenna Factor, Cable Factor & Preamplifier. The basic equation with a sample calculation is as follows:

$$\text{Final Test Level} = \text{Receiver Reading} + \text{Antenna Factor} + \text{Cable Factor} - \text{Preamplifier Factor}$$



#### 6.11.1 Radiated emission below 1GHz

Frequency (MHz)	Cable Loss (dB)	Antenna Factor (dB/m)	Preamplifier Factor (dB)	Read Level (dBuV)	Level (dBuV/m)	Limit Line (dBuV/m)	Over Limit (dB)	polarization
57.84	0.69	12.61	25.71	37.18	24.77	40.00	-15.23	Vertical
97.79	0.96	12.14	25.68	38.57	25.99	40.00	-14.01	Vertical
146.92	1.50	10.06	25.64	41.54	27.46	43.50	-16.04	Vertical
172.79	1.64	13.36	25.63	38.85	28.22	43.50	-15.28	Vertical
309.83	2.09	16.66	25.59	36.32	29.48	46.00	-16.52	Vertical
334.20	2.11	16.86	25.58	37.68	31.07	46.00	-14.93	Vertical
56.99	0.69	10.55	25.71	40.77	26.30	40.00	-13.70	Horizontal
126.45	1.35	11.41	25.65	39.46	26.57	43.50	-16.93	Horizontal
148.92	1.50	10.20	25.64	38.07	24.13	43.50	-19.37	Horizontal
172.79	1.64	10.58	25.63	40.54	27.13	43.50	-16.37	Horizontal
194.77	1.74	11.28	25.62	39.64	27.04	43.50	-16.46	Horizontal
559.73	2.58	21.34	25.54	36.52	34.90	46.00	-11.10	Horizontal

"This document is issued by the Company subject to its General Conditions of Service printed overleaf, available on request or accessible at <http://www.eботek.cn> and, for electronic format documents, subject to Terms and Conditions for Electronic Documents at <http://www.eботek.cn>. Attention is drawn to the limitation of liability, indemnification and jurisdiction issues defined therein. Any holder of this document is advised that information contained hereon reflects the Company's findings at the time of its intervention only and within the limits of Client's instructions, if any. The Company's sole responsibility is to its Client and this document does not exonerate parties to a transaction from exercising all their rights and obligations under the transaction documents. This document cannot be reproduced except in full, without prior written approval of the Company. Any unauthorized alteration, forgery or falsification of the content or appearance of this document is unlawful and offenders may be prosecuted to the fullest extent of the law. Unless otherwise stated the results shown in this test report refer only to the sample(s) tested and such sample(s) are retained for 90 days only."

**6.11.2 Transmitter emission above 1GHz**

Worse case mode:		GFSK		Test channel:	Lowest		Remark:	Peak
Frequency (MHz)	Cable Loss (dB)	Antenna Factor (dB/m)	Preamp Factor (dB)	Read Level (dBuV)	Level (dBuV/m)	Limit Line (dBuV/m)	Over Limit (dB)	polarization
4804	9.36	34.25	41.53	48.93	51.01	74.00	-22.99	Vertical
7206	13.38	37.23	40.98	49.49	59.12	74.00	-14.88	Vertical
9608	13.39	37.99	37.56	44.36	58.18	74.00	-15.82	Vertical
12010	16.45	39.10	39.09	43.97	60.43	74.00	-13.57	Vertical
14412				---		74.00		Vertical
16814				---		74.00		Vertical
4804	9.36	34.25	41.53	47.78	49.86	74.00	-24.14	Horizontal
7206	13.38	37.23	40.98	48.61	58.24	74.00	-15.76	Horizontal
9608	13.39	37.99	37.56	43.95	57.77	74.00	-16.23	Horizontal
12010	16.45	39.10	39.09	42.65	59.11	74.00	-14.89	Horizontal
14412				---		74.00		Horizontal
16814				---		74.00		Horizontal

Worse case mode:		GFSK		Test channel:		Lowest		Remark:		Average
Frequency (MHz)	Cable Loss (dB)	Antenna Factor (dB/m)	Preamp Factor (dB)	Read Level (dBuV)	Level (dBuV/m)	Limit Line (dBuV/m)	Over Limit (dB)	polarization		
4804	9.36	34.25	41.53	34.60	36.68	54.00	-17.32	Vertical		
7206	13.38	37.23	40.98	34.30	43.93	54.00	-10.07	Vertical		
9608	13.39	37.99	37.56	30.81	44.63	54.00	-9.37	Vertical		
12010	16.45	39.10	39.09	29.48	45.94	54.00	-8.06	Vertical		
14412				---		54.00		Vertical		
16814				---		54.00		Vertical		
4804	9.36	34.25	41.53	34.58	36.66	54.00	-17.34	Horizontal		
7206	13.38	37.23	40.98	34.37	44.00	54.00	-10.00	Horizontal		
9608	13.39	37.99	37.56	30.88	44.70	54.00	-9.30	Horizontal		
12010	16.45	39.10	39.09	29.48	45.94	54.00	-8.06	Horizontal		
14412				---		54.00		Horizontal		
16814				---		54.00		Horizontal		

**Remark**

"---" means that the emission level is too low to be measured

"This document is issued by the Company subject to its General Conditions of Service printed overleaf, available on request or accessible at <http://www.eботek.cn> and, for electronic format documents, subject to Terms and Conditions for Electronic Documents at <http://www.eботek.cn>. Attention is drawn to the limitation of liability, indemnification and jurisdiction issues defined therein. Any holder of this document is advised that information contained hereon reflects the Company's findings at the time of its intervention only and within the limits of Client's instructions, if any. The Company's sole responsibility is to its Client and this document does not exonerate parties to a transaction from exercising all their rights and obligations under the transaction documents. This document cannot be reproduced except in full, without prior written approval of the Company. Any unauthorized alteration, forgery or falsification of the content or appearance of this document is unlawful and offenders may be prosecuted to the fullest extent of the law. Unless otherwise stated the results shown in this test report refer only to the sample(s) tested and such sample(s) are retained for 90 days only."



# Shenzhen EBO Technology Co., Ltd.

Report No.: FCC11-RTE070501  
Page 50 of 60

Worse case mode:		GFSK		Test channel:		Middle		Remark:		Peak
Frequency (MHz)	Cable Loss (dB)	Antenna Factor (dB/m)	Preamp Factor (dB)	Read Level (dBuV)	Level (dBuV/m)	Limit Line (dBuV/m)	Over Limit (dB)	polarization		
4882	10.57	34.35	40.33	48.46	53.05	74.00	-20.95	Vertical		
7323	12.91	37.31	40.40	47.46	57.28	74.00	-16.72	Vertical		
9764	13.89	38.03	37.94	42.27	56.25	74.00	-17.75	Vertical		
12205	17.95	39.23	39.30	42.35	60.23	74.00	-13.77	Vertical		
14646				---		74.00		Vertical		
17087				---		74.00		Vertical		
4882	10.57	34.35	40.33	52.54	57.13	74.00	-16.87	Horizontal		
7323	12.91	37.31	40.40	48.22	58.04	74.00	-15.96	Horizontal		
9764	13.89	38.03	37.94	42.26	56.24	74.00	-17.76	Horizontal		
12205	17.95	39.23	39.30	42.11	59.99	74.00	-14.01	Horizontal		
14646				---		74.00		Horizontal		
17087				---		74.00		Horizontal		

Worse case mode:		GFSK		Test channel:		Middle	Remark:		Average
------------------	--	------	--	---------------	--	--------	---------	--	---------

Frequency (MHz)	Cable Loss (dB)	Antenna Factor (dB/m)	Preamplifier Factor (dB)	Read Level (dBuV)	Level (dBuV/m)	Limit Line (dBuV/m)	Over Limit (dB)	polarization
4882	10.57	34.35	40.33	33.83	38.42	54.00	-15.58	Vertical
7323	12.91	37.31	40.40	33.70	43.52	54.00	-10.48	Vertical
9764	13.89	38.03	37.94	30.00	43.98	54.00	-10.02	Vertical
12205	17.95	39.23	39.30	28.99	46.87	54.00	-7.13	Vertical
14646				---		54.00		Vertical
17087				---		54.00		Vertical
4882	10.57	34.35	40.33	33.78	38.37	54.00	-15.63	Horizontal
7323	12.91	37.31	40.40	33.68	43.50	54.00	-10.50	Horizontal
9764	13.89	38.03	37.94	30.00	43.98	54.00	-10.02	Horizontal
12205	17.95	39.23	39.30	28.96	46.84	54.00	-7.16	Horizontal
14646				---		54.00		Horizontal
17087				---		54.00		Horizontal

## Remark

"---" means that the emission level is too low to be measured

"This document is issued by the Company subject to its General Conditions of Service printed overleaf, available on request or accessible at <http://www.ebotek.cn> and, for electronic format documents, subject to Terms and Conditions for Electronic Documents at <http://www.ebotek.cn>. Attention is drawn to the limitation of liability, indemnification and jurisdiction issues defined therein. Any holder of this document is advised that information contained hereon reflects the Company's findings at the time of its intervention only and within the limits of Client's instructions, if any. The Company's sole responsibility is to its Client and this document does not exonerate parties to a transaction from exercising all their rights and obligations under the transaction documents. This document cannot be reproduced except in full, without prior written approval of the Company. Any unauthorized alteration, forgery or falsification of the content or appearance of this document is unlawful and offenders may be prosecuted to the fullest extent of the law. Unless otherwise stated the results shown in this test report refer only to the sample(s) tested and such sample(s) are retained for 90 days only."



# Shenzhen EBO Technology Co., Ltd.

Report No.: FCC11-RTE070501  
Page 51 of 60

Worse case mode:	GFSK	Test channel:	Highest	Remark:	Peak
------------------	------	---------------	---------	---------	------

Frequency (MHz)	Cable Loss (dB)	Antenna Factor (dB/m)	Preamp Factor (dB)	Read Level (dBuV)	Level (dBuV/m)	Limit Line (dBuV/m)	Over Limit (dB)	polarization
4960	10.43	34.45	41.03	47.15	51.00	74.00	-23.00	Vertical
7440	12.72	37.37	40.01	47.40	57.48	74.00	-16.52	Vertical
9920	14.24	38.08	37.78	42.24	56.78	74.00	-17.22	Vertical
12400	17.55	39.34	39.48	42.42	59.83	74.00	-14.17	Vertical
14880				---		74.00		Vertical
17360				---		74.00		Vertical
4960	10.43	34.45	41.03	46.90	50.75	74.00	-23.25	Horizontal
7440	12.72	37.37	40.01	46.78	56.86	74.00	-17.14	Horizontal
9920	14.24	38.08	37.78	42.71	57.25	74.00	-16.75	Horizontal
12400	17.55	39.34	39.48	43.99	61.40	74.00	-12.60	Horizontal
14880				---		74.00		Horizontal
17360				---		74.00		Horizontal

Worse case mode:	GFSK	Test channel:	Highest	Remark:	Average
------------------	------	---------------	---------	---------	---------

Frequency (MHz)	Cable Loss (dB)	Antenna Factor (dB/m)	Preamp Factor (dB)	Read Level (dBuV)	Level (dBuV/m)	Limit Line (dBuV/m)	Over Limit (dB)	polarization
4960	10.43	34.45	41.03	34.43	38.28	54.00	-15.72	Vertical
7440	12.72	37.37	40.01	33.57	43.65	54.00	-10.35	Vertical
9920	14.24	38.08	37.78	28.99	43.53	54.00	-10.47	Vertical
12400	17.55	39.34	39.48	29.36	46.77	54.00	-7.23	Vertical
14880				---		54.00		Vertical
17360				---		54.00		Vertical
4960	10.43	34.45	41.03	34.41	38.26	54.00	-15.74	Horizontal
7440	12.72	37.37	40.01	33.58	43.66	54.00	-10.34	Horizontal
9920	14.24	38.08	37.78	28.98	43.52	54.00	-10.48	Horizontal
12400	17.55	39.34	39.48	29.35	46.76	54.00	-7.24	Horizontal
14880				---		54.00		Horizontal
17360				---		54.00		Horizontal

## Remark

"---" means that the emission level is too low to be measured

"This document is issued by the Company subject to its General Conditions of Service printed overleaf, available on request or accessible at <http://www.ebotek.cn> and, for electronic format documents, subject to Terms and Conditions for Electronic Documents at <http://www.ebotek.cn>. Attention is drawn to the limitation of liability, indemnification and jurisdiction issues defined therein. Any holder of this document is advised that information contained hereon reflects the Company's findings at the time of its intervention only and within the limits of Client's instructions, if any. The Company's sole responsibility is to its Client and this document does not exonerate parties to a transaction from exercising all their rights and obligations under the transaction documents. This document cannot be reproduced except in full, without prior written approval of the Company. Any unauthorized alteration, forgery or falsification of the content or appearance of this document is unlawful and offenders may be prosecuted to the fullest extent of the law. Unless otherwise stated the results shown in this test report refer only to the sample(s) tested and such sample(s) are retained for 90 days only."



### 6.11.3 Band edge (Radiated Emission)

Test mode:	Transmitting	Test channel:	Lowest	Remark:	Peak
------------	--------------	---------------	--------	---------	------

Frequency (MHz)	Cable Loss (dB)	Antenna Factor (dB/m)	Preamplifier Factor (dB)	Read Level (dBuV)	Level (dBuV/m)	Limit Line (dBuV/m)	Over Limit (dB)	Polarization
2390.00	3.14	27.22	30.76	49.70	48.02	74.00	-25.98	Horizontal
2400.00	3.37	27.58	30.10	55.12	54.69	74.00	-19.31	Horizontal
2390.00	3.14	27.22	30.76	48.20	46.52	74.00	-27.48	Vertical
2400.00	3.37	27.58	30.10	51.56	51.13	74.00	-22.87	Vertical

Test mode:	Transmitting	Test channel:	Lowest	Remark:	Average
------------	--------------	---------------	--------	---------	---------

Frequency (MHz)	Cable Loss (dB)	Antenna Factor (dB/m)	Preamplifier Factor (dB)	Read Level (dBuV)	Level (dBuV/m)	Limit Line (dBuV/m)	Over Limit (dB)	Polarization
2390.00	3.14	27.22	30.76	32.87	31.78	54.00	-22.22	Horizontal
2400.00	3.37	27.58	30.10	36.63	36.79	54.00	-17.21	Horizontal
2390.00	3.14	27.22	30.76	31.06	29.97	54.00	-24.03	Vertical
2400.00	3.37	27.58	30.10	34.83	34.99	54.00	-19.01	Vertical

Test mode:	Transmitting	Test channel:	Highest	Remark:	Peak
------------	--------------	---------------	---------	---------	------

Frequency (MHz)	Cable Loss (dB)	Antenna Factor (dB/m)	Preamplifier Factor (dB)	Read Level (dBuV)	Level (dBuV/m)	Limit Line (dBuV/m)	Over Limit (dB)	Polarization
2483.50	3.49	27.53	29.93	51.11	52.20	74.00	-21.80	Horizontal
2500.00	3.52	27.58	29.98	48.59	49.71	74.00	-24.29	Horizontal
2483.50	3.49	27.53	29.93	48.61	49.70	74.00	-24.30	Vertical
2500.00	3.52	27.58	29.98	46.24	47.36	74.00	-26.64	Vertical

Test mode:	Transmitting	Test channel:	Highest	Remark:	Average
------------	--------------	---------------	---------	---------	---------

Frequency (MHz)	Cable Loss (dB)	Antenna Factor (dB/m)	Preamplifier Factor (dB)	Read Level (dBuV)	Level (dBuV/m)	Limit Line (dBuV/m)	Over Limit (dB)	Polarization
2483.50	3.49	27.53	29.93	31.57	32.66	54.00	-21.34	Horizontal
2500.00	3.52	27.58	29.98	28.75	29.87	54.00	-24.13	Horizontal
2483.50	3.49	27.53	29.93	28.45	29.54	54.00	-24.46	Vertical
2500.00	3.52	27.58	29.98	26.39	27.51	54.00	-26.49	Vertical

"This document is issued by the Company subject to its General Conditions of Service printed overleaf, available on request or accessible at <http://www.ebotek.cn> and, for electronic format documents, subject to Terms and Conditions for Electronic Documents at <http://www.ebotek.cn>. Attention is drawn to the limitation of liability, indemnification and jurisdiction issues defined therein. Any holder of this document is advised that information contained hereon reflects the Company's findings at the time of its intervention only and within the limits of Client's instructions, if any. The Company's sole responsibility is to its Client and this document does not exonerate parties to a transaction from exercising all their rights and obligations under the transaction documents. This document cannot be reproduced except in full, without prior written approval of the Company. Any unauthorized alteration, forgery or falsification of the content or appearance of this document is unlawful and offenders may be prosecuted to the fullest extent of the law. Unless otherwise stated the results shown in this test report refer only to the sample(s) tested and such sample(s) are retained for 90 days only."