

	Test Report Serial No.:	052611ZNJ-T1101-E80V	Test Report Issue Date:	October 03, 2011
	Measurement Date(s):	June 06 - 08, 2011	Test Report Revision No.:	Rev. 1.1 (2nd Release)
	Rule Part(s) Applied:	FCC 47 CFR §2, §80	Industry Canada RSS-182 Issue 4, RSS-Gen Issue 3	
	Test Site Registration(s):	FCC Accredited Site	Industry Canada Site Registration No. 3874A-1	

## DECLARATION OF COMPLIANCE - FCC Part 80 & IC RSS-182 Issue 4

Test Lab Information	Name	CELLTECH LABS INCORPORATED		
	Address	21-364 Lougheed Road, Kelowna, British Columbia V1X 7R8 Canada		
Test Site Registration No.(s)	FCC	Accredited Site (ISO 17025:2005 - A2LA Test Lab Certificate No. 2470.01)		
	IC	3874A-1		
Applicant Information	Name	NAUTILUS LIFELINE LTD.		
	Address	P.O. Box 97182, Richmond, British Columbia, V6X 8H3 Canada		
Standard(s) & Procedure(s)	FCC	47 CFR Part 2; Part 80		
	IC	RSS-182 Issue 4; RSS-Gen Issue 3		
	ANSI	TIA/EIA-603-C-2004; C63.4-2003		
Device Classification(s)	FCC	Licensed Non-Broadcast Transmitter Held to Face (TNF)		
	IC	Maritime Radio Transmitter/Receiver in the Band 156-162.5 MHz		
RF Exposure Classification	FCC/IC	Portable		
RF Exposure Category	FCC/IC	General Population / Uncontrolled		
Application Type	FCC/IC	New Certification		
Device Identifier(s)	FCC ID:	ZNJ0020926606		
	IC:	9904A-NLDIVER01		
Device Under Test (DUT)	Portable VHF PTT Marine Diver Radio Transceiver with GPS			
Date of Sample Receipt	March 11, 2011			
Date(s) of Evaluations	June 06-08, 2011			
Device Model(s)	DIVER			
Test Sample Serial No.(s)	No. 4 (Identical Prototype)			
Hardware Revision No.	REV E PCB modified to REV F assembly			
Firmware Revision No.	V 0.31			
Transmit Frequency Range(s)	156.025 - 157.425 MHz (VHF Marine Band)			
Manuf. Rated Output Power	1.85 Watts Conducted (+0/-3.5 dB)			
RF Output Power Tested	1.85 Watts Conducted			
Modulation Type(s)	FM			
Emission Designator(s)	16K0G3E, 16K0G2B			
Antenna Type(s) Tested	External Whip			
Power Source(s) Tested	Li-Ion Battery Pack (3.7V, 1800mAh)			
This wireless device has demonstrated compliance with the applicable technical standards as indicated in the measurement report and was tested in accordance with the measurement procedures specified in FCC 47 CFR Rule Parts 2 and Part 80; Industry Canada RSS-182 Issue 4 and RSS-Gen Issue 3; ANSI TIA/EIA-603-C-2004 and C63.4-2003.				
I attest to the accuracy of data. All measurements were performed by me or were made under my supervision and are correct to the best of my knowledge and belief. I assume full responsibility for the completeness of these measurements and vouch for the qualifications of all persons taking them.				
The results and statements contained in this report pertain only to the device(s) evaluated.				
This test report shall not be reproduced partially, or in full, without the prior written approval of Celltech Labs Inc.				
Test Report Approved By		Sean Johnston	Lab Manager	Celltech Labs Inc.

Applicant:	Nautilus Lifeline Ltd.	FCC ID:	ZNJ0020926606		IC:	9904A-NLDIVER01	
DUT Type:	Portable VHF PTT Marine Radio Transceiver		Model:	DIVER	Tx Freq.	156.025-157.425 MHz	
2011 Celltech Labs Inc.		This document is not to be reproduced in whole or in part without the prior written permission of Celltech Labs Inc.					Page 1 of 32


	Test Report Serial No.:	052611ZNJ-T1101-E80V	Test Report Issue Date:	October 03, 2011
	Measurement Date(s):	June 06 - 08, 2011	Test Report Revision No.:	Rev. 1.1 (2nd Release)
	Rule Part(s) Applied:	FCC 47 CFR §2, §80	Industry Canada RSS-182 Issue 4, RSS-Gen Issue 3	
	Test Site Registration(s):	FCC Accredited Site	Industry Canada Site Registration No. 3874A-1	

## TABLE OF CONTENTS


1.0 SCOPE.....	5
2.0 REFERENCES .....	5
2.1 Normative References .....	5
3.0 PASS/FAIL CRITERIA.....	5
4.0 FACILITIES AND ACCREDITATIONS .....	6
5.0 GENERAL INFORMATION.....	6
5.1 Applicant Information .....	6
5.2 DUT Description .....	6
5.3 Rule Part(s) & Classification(s) .....	6
5.4 Mode(s) of Operation Tested .....	7
5.5 Modification(s) .....	7
6.0 RANGE OF OPERATING POWER (FCC §2.1033(C)(6)) .....	7
Appendix A RF Output Power Measurement.....	8
Appendix B Spurious Emissions at the Antenna Terminal .....	10
Appendix C Modulation Characteristics (Modulation Limiting) .....	12
Appendix D Modulation Characteristics (Audio Frequency Response).....	15
Appendix E Modulation Characteristics (Low-pass Filter Response) .....	17
Appendix F Occupied Bandwidth and Emission Mask.....	19
Appendix G Radiated Spurious Emissions - TX.....	23
Appendix H Radiated Spurious Emissions - RX .....	27
Appendix I Frequency Stability .....	30
END OF DOCUMENT .....	32

## FIGURES

Figure A.4-1 - Setup Drawing – RF Output Power.....	8
Figure B.5-1 - Setup Drawing – Spurious Emissions at the Antenna Terminal .....	10
Figure C.5-1 - Setup Drawing – Modulation Characteristics.....	12
Figure D.5-1 - Setup Drawing – Audio Frequency Response.....	15
Figure E.5-1 - Setup Drawing – Low-pass Filter Response.....	17
Figure F.5-1 - Setup Drawing – Occupied Bandwidth & Emission Mask .....	19
Figure G.6-1 - Setup Drawing – Radiated TX Spurious Emissions.....	24
Figure H.6-1 - Setup Drawing – Radiated RX Spurious Emissions .....	28
Figure I.5-1 - Setup Drawing – Frequency Stability.....	30

	Test Report Serial No.:	052611ZNJ-T1101-E80V	Test Report Issue Date:	October 03, 2011
	Measurement Date(s):	June 06 - 08, 2011	Test Report Revision No.:	Rev. 1.1 (2nd Release)
	Rule Part(s) Applied:	FCC 47 CFR §2, §80	Industry Canada RSS-182 Issue 4, RSS-Gen Issue 3	
	Test Site Registration(s):	FCC Accredited Site	Industry Canada Site Registration No. 3874A-1	

TEST SUMMARY						
Referenced Standard(s):		FCC CFR Title 47 Parts 2, 80				
Appendix	Description of Test	Procedure Reference	Limit Reference	Test Start	Test End	Result
A	RF Output Power	ANSI/TIA/EIA-603-C	\$2.1046, §80.215	6-Jun-11	6-Jun-11	Pass
B	Spurious Emissions at the antenna terminals (Conducted)	ANSI/TIA/EIA-603-C	\$2.1051, §80.211	6-Jun-11	6-Jun-11	Pass
C	Modulation Limiting	ANSI/TIA/EIA-603-C	\$2.1047, §80.213	7-Jun-11	8-Jun-11	Pass
D	Audio Frequency Response	ANSI/TIA/EIA-603-C	\$2.1047, §80.213	7-Jun-11	8-Jun-11	Pass
E	Low-Pass Filter Response	ANSI/TIA/EIA-603-C	\$2.1047, §80.213	7-Jun-11	8-Jun-11	Pass
F	Occupied Bandwidth and Emission Mask	ANSI/TIA/EIA-603-C	\$2.1049, §80.211	7-Jun-11	8-Jun-11	Pass
G	Radiated TX Spurious Emissions	ANSI/TIA/EIA-603-C	\$2.1053	6-Jun-11	6-Jun-11	Pass
I	Frequency Stability	ANSI/TIA/EIA-603-C	\$2.1055, §80.209	8-Jun-11	8-Jun-11	Pass
Referenced Standard(s):		Industry Canada RSS-182 Issue 4				
Appendix	Description of Test	Procedure Reference	Limit Reference	Test Start	Test End	Result
A	Transmitter Output power	RSS-Gen 4.8 RSS-182 4.3	RSS-182 6.2	6-Jun-11	6-Jun-11	Pass
B	Spurious Emissions at the antenna terminals (Conducted)	RSS-Gen 4.9 RSS-182 4.4	RSS-182 6.3	6-Jun-11	6-Jun-11	Pass
C	Modulation Limiting	ANSI/TIA/EIA-603-C	RSS-182	7-Jun-11	8-Jun-11	Pass
D	Audio Frequency Response	ANSI/TIA/EIA-603-C	RSS-182	7-Jun-11	8-Jun-11	Pass
E	Low-Pass Filter Response	ANSI/TIA/EIA-603-C	RSS-182	7-Jun-11	8-Jun-11	Pass
F	Occupied Bandwidth and Emission Mask	RSS-Gen 4.6.1	RSS-182	7-Jun-11	8-Jun-11	Pass
G	Radiated TX Spurious Emissions	RSS-Gen 4.9 RSS-182 4.4	RSS-182 6.3	6-Jun-11	6-Jun-11	Pass
H	Radiated RX Spurious Emissions	RSS-Gen 4.10 RSS-182 4.5	RSS-182 6.7	6-Jun-11	6-Jun-11	Pass
I	Frequency Stability	RSS-Gen 4.7 RSS-182 4.2	RSS-182 6.1	6-Jun-11	6-Jun-11	Pass

Applicant:	Nautilus Lifeline Ltd.	FCC ID:	ZNJ0020926606	IC:	9904A-NLDIVER01	
DUT Type:	Portable VHF PTT Marine Radio Transceiver	Model:	DIVER	Tx Freq.	156.025-157.425 MHz	
2011 Celltech Labs Inc.		This document is not to be reproduced in whole or in part without the prior written permission of Celltech Labs Inc.				Page 3 of 32


	Test Report Serial No.:	052611ZNJ-T1101-E80V	Test Report Issue Date:	October 03, 2011
	Measurement Date(s):	June 06 - 08, 2011	Test Report Revision No.:	Rev. 1.1 (2nd Release)
	Rule Part(s) Applied:	FCC 47 CFR §2, §80	Industry Canada RSS-182 Issue 4, RSS-Gen Issue 3	
	Test Site Registration(s):	FCC Accredited Site	Industry Canada Site Registration No. 3874A-1	

### REVISION LOG

Revision	Description	Implemented By	Implementation Date
1.0	Initial Release	Jon Hughes	September 27, 2011
1.1	Revised Manufacturer's Rated Output Power Spec. (Page 1 & Section 6.0)	Jon Hughes	October 03, 2011

Test Report Prepared By	Date	QA Review By	Date
Sean Johnston	September 27, 2011	Jon Hughes	September 27, 2011



	Test Report Serial No.:	052611ZNJ-T1101-E80V	Test Report Issue Date:	October 03, 2011
	Measurement Date(s):	June 06 - 08, 2011	Test Report Revision No.:	Rev. 1.1 (2nd Release)
	Rule Part(s) Applied:	FCC 47 CFR §2, §80	Industry Canada RSS-182 Issue 4, RSS-Gen Issue 3	
	Test Site Registration(s):	FCC Accredited Site	Industry Canada Site Registration No. 3874A-1	

#### 4.0 FACILITIES AND ACCREDITATIONS

The facilities used in collecting the test results outlined in this report are located at 21-364 Lougheed Road, Kelowna, British Columbia, Canada V1X 7R8. The radiated emissions site conforms to the requirements set forth in ANSI C63.4 and is filed and listed with the FCC as an accredited test facility and Industry Canada under File Number IC 3874A-1.

#### 5.0 GENERAL INFORMATION

##### 5.1 Applicant Information


<b>Company Name</b>	NAUTILUS LIFELINE LTD.
<b>Address</b>	P.O. Box 97182
	Richmond, British Columbia V6X 8H3
	Canada

##### 5.2 DUT Description

Device Type	Portable VHF Push-To-Talk Marine Diver Radio Transceiver with GPS		
Device Model(s)	DIVER		
Test Sample Serial No.(s)	030 (Identical Prototype)		
Device Identifier(s)	FCC ID:	ZNJ0020926606	
	IC:	9904A-NLDIVER01	
Antenna Type Tested	External Whip		
Power Source Tested	Li-Ion Battery Pack (3.7V, 1800mAh) Model: G-Series		

##### 5.3 Rule Part(s) & Classification(s)

<b>Rule Part(s) Applied</b>	<b>FCC</b>	47 CFR §2; §80
	<b>IC</b>	RSS-182 Issue 4
<b>Device Classification(s)</b>	<b>FCC</b>	Licensed Non-Broadcast Transmitter Held to Face (TNF)
	<b>IC</b>	Maritime Radio Transmitter and Receiver in the Band 156-162.5 MHz

	Test Report Serial No.:	052611ZNJ-T1101-E80V	Test Report Issue Date:	October 03, 2011
	Measurement Date(s):	June 06 - 08, 2011	Test Report Revision No.:	Rev. 1.1 (2nd Release)
	Rule Part(s) Applied:	FCC 47 CFR §2, §80	Industry Canada RSS-182 Issue 4, RSS-Gen Issue 3	
	Test Site Registration(s):	FCC Accredited Site	Industry Canada Site Registration No. 3874A-1	

## 5.4 Mode(s) of Operation Tested

### 5.4.1 PTT Radio Transceiver

#### 5.4.1.1 VHF Marine Band


<b>Transmitter Frequency Range(s)</b>	156.025 - 157.425 MHz
<b>Transmitter Test Channel(s)</b>	156.7 MHz (Channel 14)
<b>RF Output Power Tested</b>	1.85 Watts Conducted
<b>Transmitter Test Mode(s)</b>	Enter TX Test Mode (keypad entry) - Select Channel (keypad entry); Continuous Transmit with PTT constantly depressed (High power setting)
<b>Modulation Type(s)</b>	FM


## 5.5 Modification(s)

None

## 6.0 RANGE OF OPERATING POWER (FCC §2.1033(c)(6))

The radio is operated at a set power level (1.85 Watts +0/-3.5 dB)

Applicant:	Nautilus Lifeline Ltd.	FCC ID:	ZNJ0020926606		IC:	9904A-NLDIVER01	
DUT Type:	Portable VHF PTT Marine Radio Transceiver		Model:	DIVER	Tx Freq.	156.025-157.425 MHz	
2011 Celltech Labs Inc.		This document is not to be reproduced in whole or in part without the prior written permission of Celltech Labs Inc.					Page 7 of 32

	Test Report Serial No.:	052611ZNJ-T1101-E80V	Test Report Issue Date:	October 03, 2011
	Measurement Date(s):	June 06 - 08, 2011	Test Report Revision No.:	Rev. 1.1 (2nd Release)
	Rule Part(s) Applied:	FCC 47 CFR §2, §80	Industry Canada RSS-182 Issue 4, RSS-Gen Issue 3	
	Test Site Registration(s):	FCC Accredited Site	Industry Canada Site Registration No. 3874A-1	

## Appendix A RF Output Power Measurement

### A.1 REFERENCES

<b>Normative Reference Standard</b>	FCC CFR 47 §2.1046, §80.215; IC RSS-182
<b>Procedure Reference</b>	The RF output power measurements were performed in accordance with TIA/EIA Standard 603.

### A.2 LIMITS

FCC CFR 47 §80.215	Marine utility stations and hand-held portable transmitters: 156-162 MHz–10W
RSS-182 6.2	The output power shall be within $\pm 1.0$ dB of the manufacturers rated power, hand-held portable transmitters 5W (Typical)

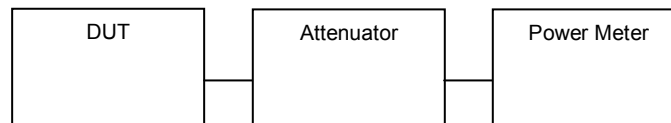
### A.3 ENVIRONMENTAL CONDITIONS


<b>Temperature</b>	25 +/- 5 °C
<b>Humidity</b>	40 +/- 10 %
<b>Barometric Pressure</b>	101 +/- 3 kPa

ASSET NUMBER	MANUFACTURER	MODEL	DESCRIPTION	CAL DUE
00015	HP	E4408B	Spectrum Analyzer	03-May-12
00007	Gigatronics	8652A	Power Meter	04-May-12
00014	Gigatronics	80701A	Power Sensor	04-May-12

### A.4 SETUP DRAWING

Figure A.4-1 - Setup Drawing – RF Output Power



	Test Report Serial No.:	052611ZNJ-T1101-E80V	Test Report Issue Date:	October 03, 2011
	Measurement Date(s):	June 06 - 08, 2011	Test Report Revision No.:	Rev. 1.1 (2nd Release)
	Rule Part(s) Applied:	FCC 47 CFR §2, §80	Industry Canada RSS-182 Issue 4, RSS-Gen Issue 3	
	Test Site Registration(s):	FCC Accredited Site	Industry Canada Site Registration No. 3874A-1	

## A.5 TEST RESULTS

Measured Frequency	Output Power Conducted
(MHz)	(Watts)
156.7	1.85

## FCC Rule Part 2.1033 (C)(8) DC Input into final amplifier

Frequency	Voltage	Current
(MHz)	V	A
156.7	3.7	0.31

## A.6 PASS/FAIL

In reference to the results outlined in A.5, the DUT passes the requirements as stated in the reference standards.

## A.7 SIGN-OFF


I attest to the accuracy of the data. All measurements reported herein were performed by me and are correct to the best of my knowledge and belief. I assume full responsibility for the completeness of these measurements.




Sean Johnston  
Lab Manager  
Celltech Labs Inc.

June 6, 2011

Date

Applicant:	Nautilus Lifeline Ltd.	FCC ID:	ZNJ0020926606		IC:	9904A-NLDIVER01	
DUT Type:	Portable VHF PTT Marine Radio Transceiver		Model:	DIVER	Tx Freq.	156.025-157.425 MHz	
2011 Celltech Labs Inc.		This document is not to be reproduced in whole or in part without the prior written permission of Celltech Labs Inc.					Page 9 of 32

	Test Report Serial No.:	052611ZNJ-T1101-E80V	Test Report Issue Date:	October 03, 2011
	Measurement Date(s):	June 06 - 08, 2011	Test Report Revision No.:	Rev. 1.1 (2nd Release)
	Rule Part(s) Applied:	FCC 47 CFR §2, §80	Industry Canada RSS-182 Issue 4, RSS-Gen Issue 3	
	Test Site Registration(s):	FCC Accredited Site	Industry Canada Site Registration No. 3874A-1	

## Appendix B Spurious Emissions at the Antenna Terminal

### B.1 REFERENCES

<b>Normative Reference Standard</b>	FCC CFR 47 §2.1051, §80.211; IC RSS-182
<b>Procedure Reference</b>	The spurious emissions measurements at the antenna terminal were performed in accordance with TIA/EIA Standard 603.

### B.2 LIMITS

FCC CFR 47 §80.211	-13 dBm
--------------------	---------

### B.3 ENVIRONMENTAL CONDITIONS

<b>Temperature</b>	25 +/- 5 °C
<b>Humidity</b>	40 +/- 10 %
<b>Barometric Pressure</b>	101 +/- 3 kPa

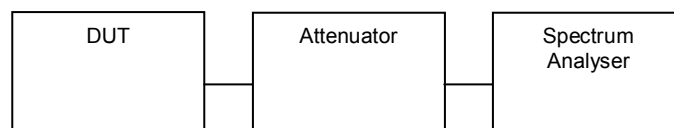
ASSET NUMBER	MANUFACTURER	MODEL	DESCRIPTION	CAL DUE
00015	HP	E4408B	Spectrum Analyzer	03-May-12


### B.4 MEASUREMENT EQUIPMENT SETUP


<b>MEASUREMENT EQUIPMENT CONNECTIONS</b>	Carrier modulated 100%, spectrum scanned up to the 10th harmonic.				
<b>MEASUREMENT EQUIPMENT SETTINGS</b>	For measuring the radiated field strength of the fundamental, the spectrum analyzer was set to the following settings:				
	Mode	Span	RBW	VBW	Detector
			MHz	MHz	
	30 MHz - 1 GHz	10 MHz	100	300	Peak
	> 1 GHz	50 MHz	1	3	Peak

### B.5 SETUP DRAWING

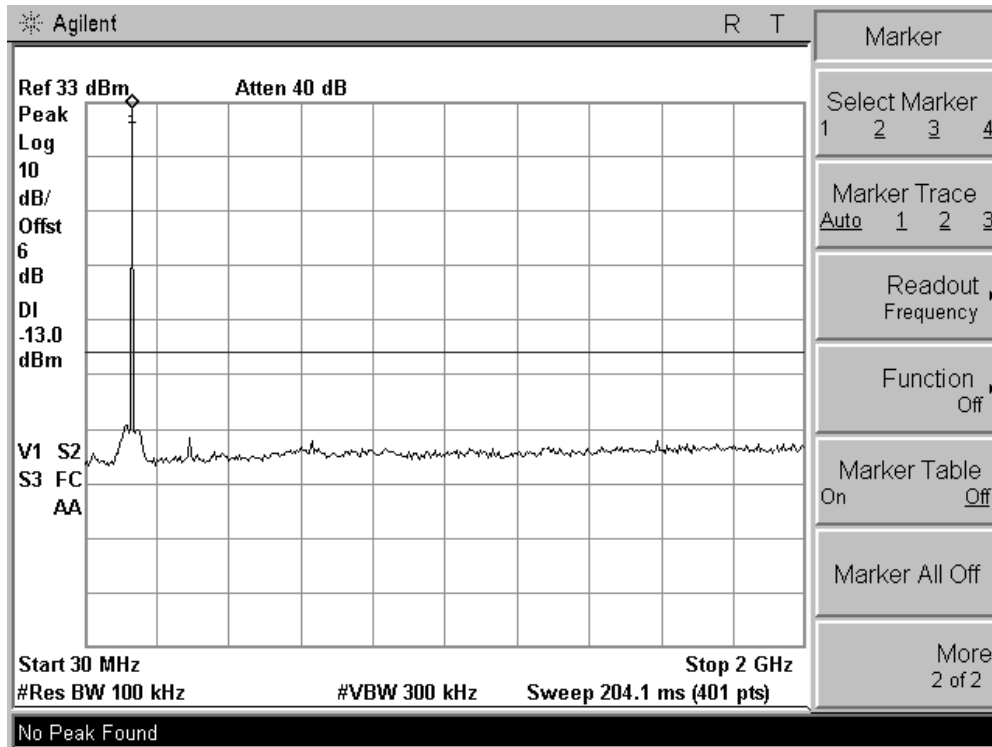
Figure B.5-1 - Setup Drawing – Spurious Emissions at the Antenna Terminal



<b>Applicant:</b>	Nautilus Lifeline Ltd.	<b>FCC ID:</b>	ZNJ0020926606	<b>IC:</b>	9904A-NLDIVER01	
<b>DUT Type:</b>	Portable VHF PTT Marine Radio Transceiver	<b>Model:</b>	DIVER	<b>Tx Freq.</b>	156.025-157.425 MHz	
2011 Celltech Labs Inc.		This document is not to be reproduced in whole or in part without the prior written permission of Celltech Labs Inc.				Page 10 of 32

	Test Report Serial No.:	052611ZNJ-T1101-E80V	Test Report Issue Date:	October 03, 2011
	Measurement Date(s):	June 06 - 08, 2011	Test Report Revision No.:	Rev. 1.1 (2nd Release)
	Rule Part(s) Applied:	FCC 47 CFR §2, §80	Industry Canada RSS-182 Issue 4, RSS-Gen Issue 3	
	Test Site Registration(s):	FCC Accredited Site	Industry Canada Site Registration No. 3874A-1	

## B.6 TEST RESULTS





## B.7 PASS/FAIL


In reference to the results outlined in B.6, the DUT passes the requirements as stated in the reference standards.

## B.8 SIGN-OFF

I attest to the accuracy of the data. All measurements reported herein were performed by me and are correct to the best of my knowledge and belief. I assume full responsibility for the completeness of these measurements.

  
 Sean Johnston  
 Lab Manager  
 Celltech Labs Inc.  
 June 6, 2011  
 Date

Applicant:	Nautilus Lifeline Ltd.	FCC ID:	ZNJ0020926606		IC:	9904A-NLDIVER01	
DUT Type:	Portable VHF PTT Marine Radio Transceiver		Model:	DIVER	Tx Freq.	156.025-157.425 MHz	
2011 Celltech Labs Inc.		This document is not to be reproduced in whole or in part without the prior written permission of Celltech Labs Inc.					

	Test Report Serial No.:	052611ZNJ-T1101-E80V	Test Report Issue Date:	October 03, 2011
	Measurement Date(s):	June 06 - 08, 2011	Test Report Revision No.:	Rev. 1.1 (2nd Release)
	Rule Part(s) Applied:	FCC 47 CFR §2, §80	Industry Canada RSS-182 Issue 4, RSS-Gen Issue 3	
	Test Site Registration(s):	FCC Accredited Site	Industry Canada Site Registration No. 3874A-1	

### Appendix C Modulation Characteristics (Modulation Limiting)

#### C.1 REFERENCES

<b>Normative Reference Standard</b>	FCC CFR 47 §2.1047, §80.213; IC RSS-182
<b>Procedure Reference</b>	TIA-603-C

#### C.2 LIMITS

§2.1047, RSS 182	$\pm 5$ KHz deviation
------------------	-----------------------

#### C.3 ENVIRONMENTAL CONDITIONS

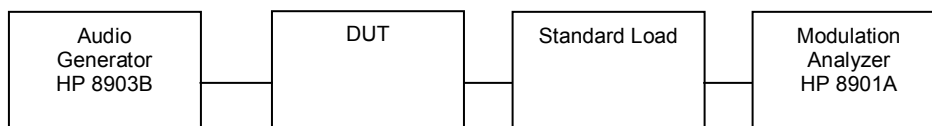
<b>Temperature</b>	25 +/- 5 °C
<b>Humidity</b>	40 +/- 10 %
<b>Barometric Pressure</b>	101 +/- 3 kPa


#### C.4 EQUIPMENT LIST

ASSET NUMBER	MANUFACTURER	MODEL	DESCRIPTION	CAL DUE
00028	HP	8901A	Modulation Analyzer	21Jul11
00027	HP	8903B	Audio Generator/Analyzer	21Jul11

#### C.5 SETUP DRAWING

Figure C.5-1 - Setup Drawing – Modulation Characteristics

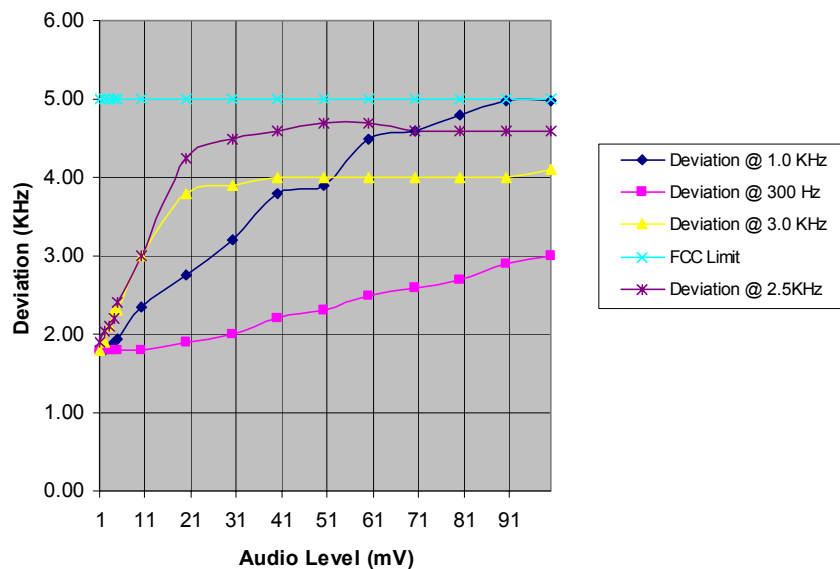


	Test Report Serial No.:	052611ZNJ-T1101-E80V	Test Report Issue Date:	October 03, 2011
	Measurement Date(s):	June 06 - 08, 2011	Test Report Revision No.:	Rev. 1.1 (2nd Release)
	Rule Part(s) Applied:	FCC 47 CFR §2, §80	Industry Canada RSS-182 Issue 4, RSS-Gen Issue 3	
	Test Site Registration(s):	FCC Accredited Site	Industry Canada Site Registration No. 3874A-1	

## C.6 TEST RESULTS


### C.6.1


Audio Level	Deviation @ 1.0 KHz	Deviation @ 300 Hz	Deviation @ 2.5 KHz	Deviation @ 3.0 KHz	FCC Limit
mV	[KHz]	[KHz]	[KHz]	[KHz]	[KHz]
1	1.80	1.80	1.90	1.80	5
2	1.80	1.80	2.05	1.90	5
3	1.82	1.80	2.10	2.10	5
4	1.90	1.80	2.20	2.30	5
5	1.93	1.80	2.40	2.30	5
10	2.35	1.80	3.00	3.00	5
20	2.75	1.90	4.25	3.80	5
30	3.20	2.00	4.50	3.90	5
40	3.80	2.20	4.60	4.00	5
50	3.90	2.30	4.70	4.00	5
60	4.50	2.50	4.70	4.00	5
70	4.60	2.60	4.60	4.00	5
80	4.80	2.70	4.60	4.00	5
90	4.97	2.90	4.60	4.00	5
100	4.97	3.00	4.60	4.10	5



## C.7 PASS/FAIL

In reference to the results outlined in C.6.1 the DUT passes the requirements as stated in the reference standards.

Applicant:	Nautilus Lifeline Ltd.	FCC ID:	ZNJ0020926606		IC:	9904A-NLDIVER01	
DUT Type:	Portable VHF PTT Marine Radio Transceiver		Model:	DIVER	Tx Freq.	156.025-157.425 MHz	
2011 Celltech Labs Inc.		This document is not to be reproduced in whole or in part without the prior written permission of Celltech Labs Inc.					Page 13 of 32

	Test Report Serial No.:	052611ZNJ-T1101-E80V	Test Report Issue Date:	October 03, 2011
	Measurement Date(s):	June 06 - 08, 2011	Test Report Revision No.:	Rev. 1.1 (2nd Release)
	Rule Part(s) Applied:	FCC 47 CFR §2, §80	Industry Canada RSS-182 Issue 4, RSS-Gen Issue 3	
	Test Site Registration(s):	FCC Accredited Site	Industry Canada Site Registration No. 3874A-1	

### C.8 SIGN-OFF


I attest to the accuracy of the data. All measurements reported herein were performed by me and are correct to the best of my knowledge and belief. I assume full responsibility for the completeness of these measurements.




Sean Johnston  
Lab Manager  
Celltech Labs Inc.

June 7, 2011

Date

Applicant:	Nautilus Lifeline Ltd.	FCC ID:	ZNJ0020926606	IC:	9904A-NLDIVER01	
DUT Type:	Portable VHF PTT Marine Radio Transceiver	Model:	DIVER	Tx Freq.	156.025-157.425 MHz	
2011 Celltech Labs Inc.		This document is not to be reproduced in whole or in part without the prior written permission of Celltech Labs Inc.				Page 14 of 32

	Test Report Serial No.:	052611ZNJ-T1101-E80V	Test Report Issue Date:	October 03, 2011
	Measurement Date(s):	June 06 - 08, 2011	Test Report Revision No.:	Rev. 1.1 (2nd Release)
	Rule Part(s) Applied:	FCC 47 CFR §2, §80	Industry Canada RSS-182 Issue 4, RSS-Gen Issue 3	
	Test Site Registration(s):	FCC Accredited Site	Industry Canada Site Registration No. 3874A-1	

## Appendix D Modulation Characteristics (Audio Frequency Response)

### D.1 REFERENCES

<b>Normative Reference Standard</b>	FCC CFR 47 §2.1047, §80.213; IC RSS-182
<b>Procedure Reference</b>	TIA-603-C

### D.2 LIMITS

§2.1047	a) <i>Voice modulated communication equipment.</i> A curve or equivalent data showing the frequency response of the audio modulating circuit over a range of 100 to 5000 Hz shall be submitted. For equipment required to have an audio low-pass filter, a curve showing the frequency response of the filter or of all circuitry installed between the modulation limiter and the modulated stage shall be submitted.
---------	--

### D.3 ENVIRONMENTAL CONDITIONS

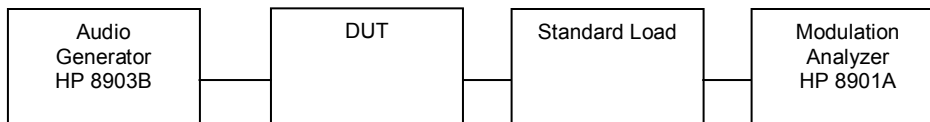
<b>Temperature</b>	25 +/- 5 °C
<b>Humidity</b>	40 +/- 10 %
<b>Barometric Pressure</b>	101 +/- 3 kPa


### D.4 EQUIPMENT LIST

ASSET NUMBER	MANUFACTURER	MODEL	DESCRIPTION	CAL DUE
00028	HP	8901A	Modulation Analyzer	21Jul11
00027	HP	8903B	Audio Generator/Analyzer	21Jul11

### D.5 SETUP DRAWING

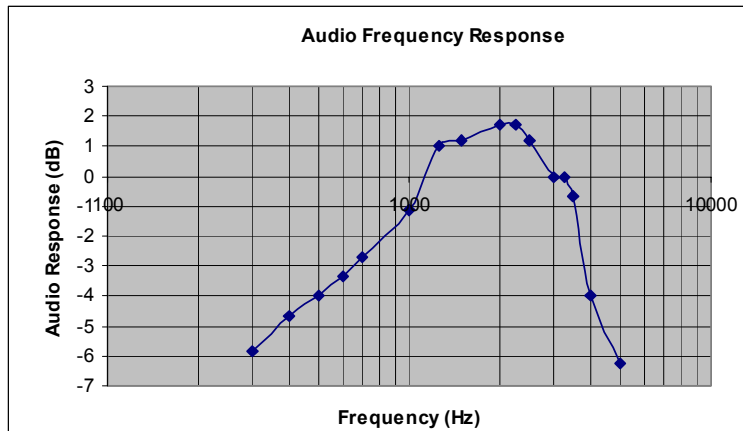
Figure D.5-1 - Setup Drawing – Audio Frequency Response



	Test Report Serial No.:	052611ZNJ-T1101-E80V	Test Report Issue Date:	October 03, 2011
	Measurement Date(s):	June 06 - 08, 2011	Test Report Revision No.:	Rev. 1.1 (2nd Release)
	Rule Part(s) Applied:	FCC 47 CFR §2, §80	Industry Canada RSS-182 Issue 4, RSS-Gen Issue 3	
	Test Site Registration(s):	FCC Accredited Site	Industry Canada Site Registration No. 3874A-1	

## D.6 TEST RESULTS

Audio Frequency	Deviation
[Hz]	[dB]
300	-5.81
400	-4.65
500	-3.96
600	-3.31
700	-2.71
1000	-1.13
1250	1.00
1500	1.19
2000	1.72
2250	1.72
2500	1.19
2750	0.00
3000	0.00
4000	-0.66
5000	-3.96
6000	-6.24



## D.7 PASS/FAIL

In reference to the results outlined in D.6 the DUT passes the requirements as stated in the reference standards.

## D.8 SIGN-OFF


I attest to the accuracy of the data. All measurements reported herein were performed by me and are correct to the best of my knowledge and belief. I assume full responsibility for the completeness of these measurements.




Sean Johnston  
Lab Manager  
Celltech Labs Inc.

June 7, 2011

Date

Applicant:	Nautilus Lifeline Ltd.	FCC ID:	ZNJ0020926606	IC:	9904A-NLDIVER01	
DUT Type:	Portable VHF PTT Marine Radio Transceiver	Model:	DIVER	Tx Freq.	156.025-157.425 MHz	
2011 Celltech Labs Inc.		This document is not to be reproduced in whole or in part without the prior written permission of Celltech Labs Inc.				Page 16 of 32

	Test Report Serial No.:	052611ZNJ-T1101-E80V	Test Report Issue Date:	October 03, 2011
	Measurement Date(s):	June 06 - 08, 2011	Test Report Revision No.:	Rev. 1.1 (2nd Release)
	Rule Part(s) Applied:	FCC 47 CFR §2, §80	Industry Canada RSS-182 Issue 4, RSS-Gen Issue 3	
	Test Site Registration(s):	FCC Accredited Site	Industry Canada Site Registration No. 3874A-1	

## Appendix E Modulation Characteristics (Low-pass Filter Response)

### E.1 REFERENCES

<b>Normative Reference Standard</b>	FCC CFR 47 §2.1047, §80.213; IC RSS-182
<b>Procedure Reference</b>	TIA-603-C

### E.2 LIMITS

§80.213	e) Coast station transmitters operated in the 156–162 MHz band must be equipped with an audio low-pass filter. The filter must be installed between the modulation limiter and the modulated radio frequency stage. At frequencies between 3 kHz and 20 kHz it must have an attenuation greater than at 1 kHz by at least $60\log_{10}(f/3)$ dB where “f” is the audio frequency in kilohertz. At frequencies above 20 kHz the attenuation must be at least 50 dB greater than at 1 kHz.
---------	--

### E.3 ENVIRONMENTAL CONDITIONS

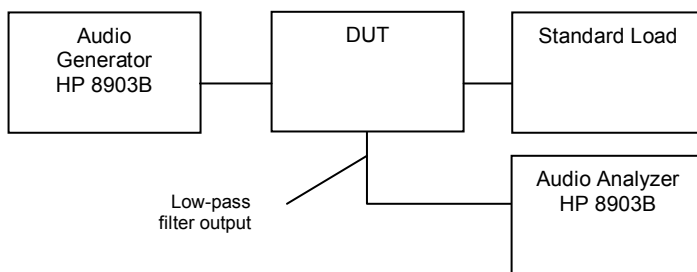
<b>Temperature</b>	25 +/- 5 °C
<b>Humidity</b>	40 +/- 10 %
<b>Barometric Pressure</b>	101 +/- 3 kPa


### E.4 EQUIPMENT LIST

ASSET NUMBER	MANUFACTURER	MODEL	DESCRIPTION	CAL DUE
00027	HP	8903B	Audio Generator/Analyzer	21Jul11

### E.5 SETUP DRAWING

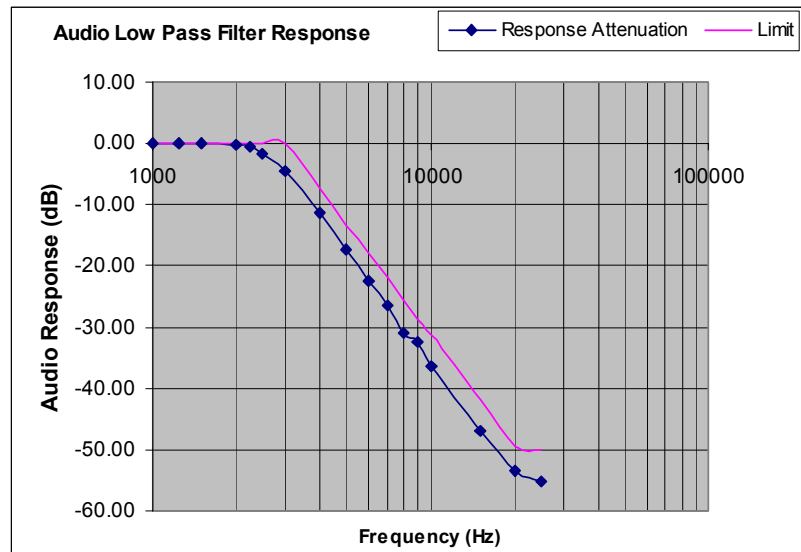
Figure E.5-1 - Setup Drawing – Low-pass Filter Response



	Test Report Serial No.:	052611ZNJ-T1101-E80V	Test Report Issue Date:	October 03, 2011
	Measurement Date(s):	June 06 - 08, 2011	Test Report Revision No.:	Rev. 1.1 (2nd Release)
	Rule Part(s) Applied:	FCC 47 CFR §2, §80	Industry Canada RSS-182 Issue 4, RSS-Gen Issue 3	
	Test Site Registration(s):	FCC Accredited Site	Industry Canada Site Registration No. 3874A-1	

## E.6 TEST RESULTS

Audio Frequency	Response Attenuation	Limit
[Hz]	[dB]	[dB]
1000	0.00	0
1250	-0.08	0
1500	-0.06	0
2000	-0.25	0
2250	-0.52	0
2500	-1.66	0
3000	-4.44	0
4000	-11.20	-7.4
5000	-17.40	-13.3
6000	-22.30	-18
7000	-26.30	-22
8000	-30.93	-25.5
9000	-32.30	-28.6
10000	-36.40	-31.3
15000	-46.90	-41.9
20000	-53.50	-49.4
25000	-55.30	-50



## E.7 PASS/FAIL

In reference to the results outlined in E.6, the DUT passes the requirements as stated in the reference standards.

## E.8 SIGN-OFF


I attest to the accuracy of the data. All measurements reported herein were performed by me and are correct to the best of my knowledge and belief. I assume full responsibility for the completeness of these measurements.




Sean Johnston  
Lab Manager  
Celltech Labs Inc.

June 7, 2011

Date

Applicant:	Nautilus Lifeline Ltd.	FCC ID:	ZNJ0020926606		IC:	9904A-NLDIVER01	
DUT Type:	Portable VHF PTT Marine Radio Transceiver		Model:	DIVER	Tx Freq.	156.025-157.425 MHz	
2011 Celltech Labs Inc.		This document is not to be reproduced in whole or in part without the prior written permission of Celltech Labs Inc.					Page 18 of 32

	Test Report Serial No.:	052611ZNJ-T1101-E80V	Test Report Issue Date:	October 03, 2011
	Measurement Date(s):	June 06 - 08, 2011	Test Report Revision No.:	Rev. 1.1 (2nd Release)
	Rule Part(s) Applied:	FCC 47 CFR §2, §80	Industry Canada RSS-182 Issue 4, RSS-Gen Issue 3	
	Test Site Registration(s):	FCC Accredited Site	Industry Canada Site Registration No. 3874A-1	

## Appendix F Occupied Bandwidth and Emission Mask

### F.1 REFERENCES

<b>Normative Reference Standard</b>	FCC CFR 47 §2.1049, §80.211; IC RSS-182
<b>Procedure Reference / Description</b>	Occupied bandwidth was performed by connecting the output of the DUT to the input of a spectrum analyzer.

### F.2 LIMITS

§80.211	<p>1) On any frequency removed from the assigned frequency by more than 50 percent up to and including 100 percent of the authorized bandwidth: At least 25 dB;</p> <p>(2) On any frequency removed from the assigned frequency by more than 100 percent up to and including 250 percent of the authorized bandwidth: At least 35 dB; and</p> <p>(3) On any frequency removed from the assigned frequency by more than 250 percent of the authorized bandwidth: At least 43 plus <math>10\log_{10}(\text{mean power in watts})</math> dB.</p>
RSS-182	The nominal authorized channel bandwidth for voice is 16 kHz, for data an authorized bandwidth of 20 KHz is permitted.

### F.3 ENVIRONMENTAL CONDITIONS

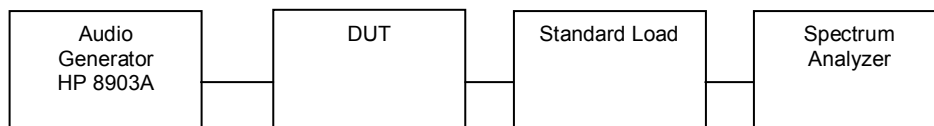
<b>Temperature</b>	25 +/- 5 °C
<b>Humidity</b>	40 +/- 10 %
<b>Barometric Pressure</b>	101 +/- 3 kPa


### F.4 EQUIPMENT LIST


ASSET NUMBER	MANUFACTURER	MODEL	DESCRIPTION	CAL DUE
00051	HP	8566B	Spectrum Analyzer RF Section	03-May-12
00047	HP	85685A	RF Preselector	05-May-12
00027	HP	8903B	Audio Generator/Analyzer	21-Jul-11

### F.5 SETUP DRAWING

Figure F.5-1 - Setup Drawing – Occupied Bandwidth & Emission Mask



Applicant:	Nautilus Lifeline Ltd.	FCC ID:	ZNJ0020926606		IC:	9904A-NLDIVER01	
DUT Type:	Portable VHF PTT Marine Radio Transceiver		Model:	DIVER	Tx Freq.	156.025-157.425 MHz	
2011 Celltech Labs Inc.		This document is not to be reproduced in whole or in part without the prior written permission of Celltech Labs Inc.					Page 19 of 32

	Test Report Serial No.:	052611ZNJ-T1101-E80V	Test Report Issue Date:	October 03, 2011
	Measurement Date(s):	June 06 - 08, 2011	Test Report Revision No.:	Rev. 1.1 (2nd Release)
	Rule Part(s) Applied:	FCC 47 CFR §2, §80	Industry Canada RSS-182 Issue 4, RSS-Gen Issue 3	
	Test Site Registration(s):	FCC Accredited Site	Industry Canada Site Registration No. 3874A-1	

## F.6 EMISSION DESIGNATOR & FREQUENCIES

2.1033(c) (4) Type(s) of Emission: 16K0G3E & 16K0G2B

$B_n = 2M + 2DK$

$M = 3000$

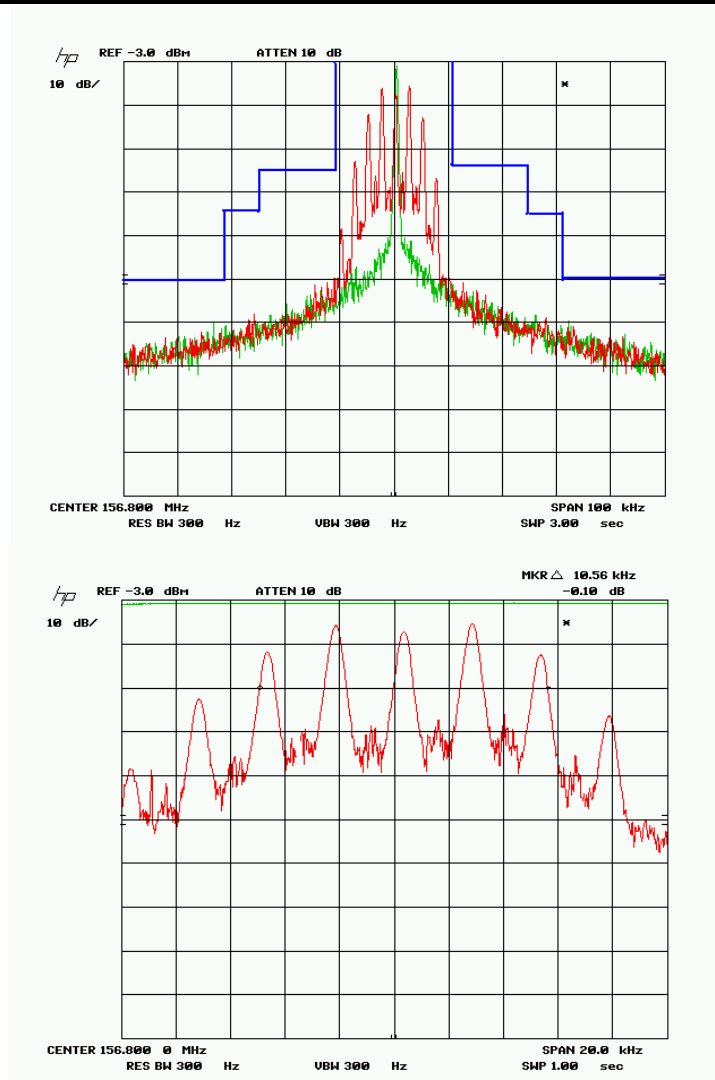
$D = 4900K$


$B_n = 2(3000) + 2(5000) = 16K$

## F.7 TEST RESULTS

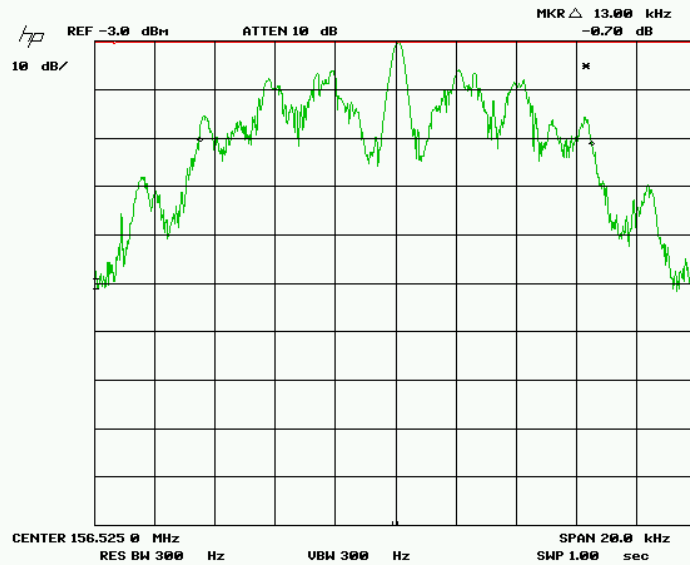
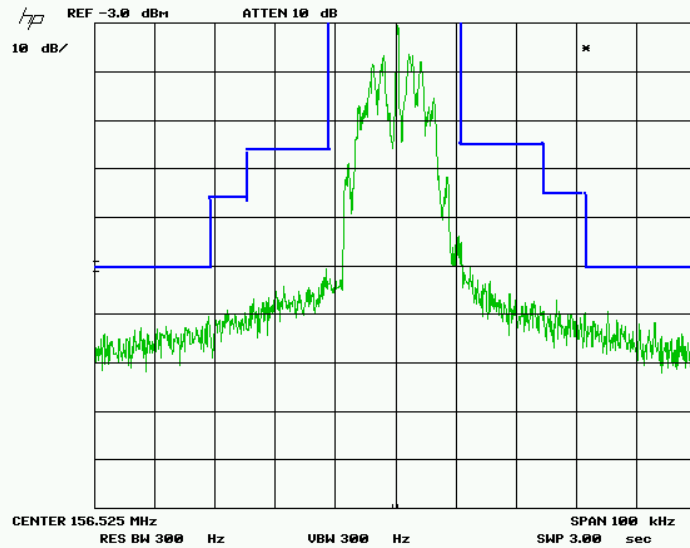
### F.7.1 Occupied Bandwidth Emission Mask


CH 16



Applicant:	Nautilus Lifeline Ltd.	FCC ID:	ZNJ0020926606		IC:	9904A-NLDIVER01	
DUT Type:	Portable VHF PTT Marine Radio Transceiver		Model:	DIVER	Tx Freq.	156.025-157.425 MHz	
2011 Celltech Labs Inc.		This document is not to be reproduced in whole or in part without the prior written permission of Celltech Labs Inc.					Page 20 of 32

## CH 70



	Test Report Serial No.:	052611ZNJ-T1101-E80V	Test Report Issue Date:	October 03, 2011
	Measurement Date(s):	June 06 - 08, 2011	Test Report Revision No.:	Rev. 1.1 (2nd Release)
	Rule Part(s) Applied:	FCC 47 CFR §2, §80	Industry Canada RSS-182 Issue 4, RSS-Gen Issue 3	
	Test Site Registration(s):	FCC Accredited Site	Industry Canada Site Registration No. 3874A-1	

#### F.8 PASS/FAIL

In reference to the results outlined in F.7, the DUT passes the requirements as stated in the reference standards.


#### F.9 SIGN-OFF


I attest to the accuracy of the data. All measurements reported herein were performed by me and are correct to the best of my knowledge and belief. I assume full responsibility for the completeness of these measurements.



Sean Johnston  
Lab Manager  
Celltech Labs Inc.  
June 7, 2011

Date

Applicant:	Nautilus Lifeline Ltd.	FCC ID:	ZNJ0020926606	IC:	9904A-NLDIVER01	
DUT Type:	Portable VHF PTT Marine Radio Transceiver	Model:	DIVER	Tx Freq.	156.025-157.425 MHz	
2011 Celltech Labs Inc.		This document is not to be reproduced in whole or in part without the prior written permission of Celltech Labs Inc.				Page 22 of 32

	Test Report Serial No.:	052611ZNJ-T1101-E80V	Test Report Issue Date:	October 03, 2011
	Measurement Date(s):	June 06 - 08, 2011	Test Report Revision No.:	Rev. 1.1 (2nd Release)
	Rule Part(s) Applied:	FCC 47 CFR §2, §80	Industry Canada RSS-182 Issue 4, RSS-Gen Issue 3	
	Test Site Registration(s):	FCC Accredited Site	Industry Canada Site Registration No. 3874A-1	

## Appendix G Radiated Spurious Emissions - TX

### G.1 REFERENCES

<b>Normative Reference Standard</b>	FCC CFR 47 §2.1053; IC RSS-182
<b>Procedure Reference</b>	The transmitter spurious emissions were measured in accordance with TIA/EIA Standard 603 using the substitution method on a 3-meter open area test site (OATS).

### G.2 LIMITS


§2.1053 & RSS-182	Emissions must be at least $43 + 10 \log_{10}(P)$ dB below the mean power output of the transmitter.
-------------------	--


### G.3 ENVIRONMENTAL CONDITIONS

<b>Temperature</b>	25 +/- 5 °C
<b>Humidity</b>	40 +/- 10 %
<b>Barometric Pressure</b>	101 +/- 3 kPa

### G.4 EQUIPMENT LIST

ASSET NUMBER	MANUFACTURER	MODEL	DESCRIPTION	CAL DUE
00072	EMCO	2075	Mini-mast	n/a
00073	EMCO	2080	Turn Table	n/a
00071	EMCO	2090	Multi-Device Controller	n/a
00015	HP	E4408B	Spectrum Analyzer	03-May-12
00050	Chase	CBL-6111A	Bilog Antenna	03-May-13
00055	EMCO	3121C	Dipole Antenna	27-Aug-12
00034	ETS	3115	Double Ridged Guide Horn	29-May-12
00035	ETS	3115	Double Ridged Guide Horn	29-May-12
00051	HP	8566B	Spectrum Analyzer RF Section	03-May-12
00049	HP	85650A	Quasi-peak Adapter	06-May-12
00047	HP	85685A	RF Preselector	05-May-12
00006	R & S	SMR 20	Signal Generator (10MHz-40GHz)	30-Apr-12
00114	Amplifier Research	DC7154	Directional Coupler (0.8-4.2 GHz)	n/a
00078	Pasternack	PE2214-20	Directional Coupler (1-18 GHz)	n/a
00106	Amplifier Research	5S1G4	Power Amplifier (5W, 800MHz-4.2GHz)	n/a
00041	Amplifier Research	10W1000C	Power Amplifier (0.5 - 1 GHz)	n/a
00007	Gigatronics	8652A	Power Meter	04-May-12
00014	Gigatronics	80701A	Power Sensor	04-May-12

<b>Applicant:</b>	Nautilus Lifeline Ltd.	<b>FCC ID:</b>	ZNJ0020926606	<b>IC:</b>	9904A-NLDIVER01	
<b>DUT Type:</b>	Portable VHF PTT Marine Radio Transceiver	<b>Model:</b>	DIVER	<b>Tx Freq.</b>	156.025-157.425 MHz	
2011 Celltech Labs Inc.		This document is not to be reproduced in whole or in part without the prior written permission of Celltech Labs Inc.				Page 23 of 32

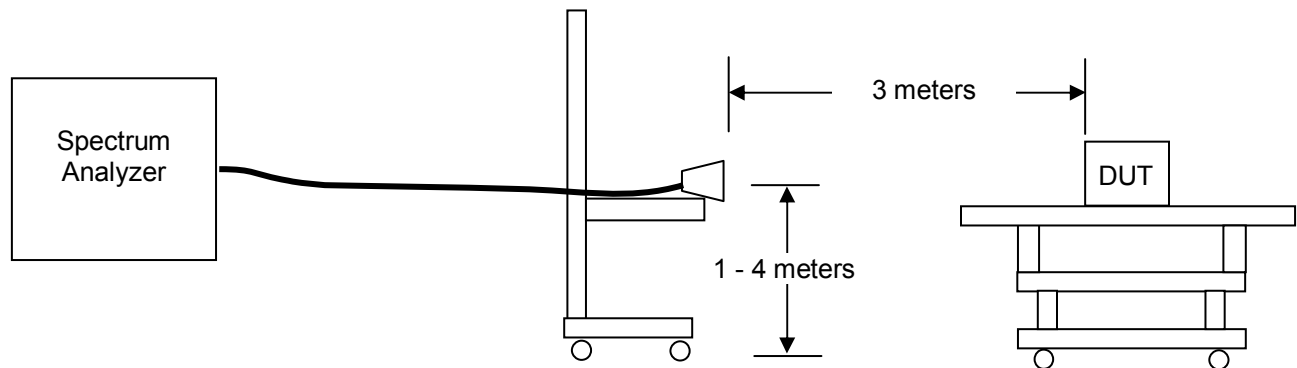
	Test Report Serial No.:	052611ZNJ-T1101-E80V	Test Report Issue Date:	October 03, 2011
	Measurement Date(s):	June 06 - 08, 2011	Test Report Revision No.:	Rev. 1.1 (2nd Release)
	Rule Part(s) Applied:	FCC 47 CFR §2, §80	Industry Canada RSS-182 Issue 4, RSS-Gen Issue 3	
	Test Site Registration(s):	FCC Accredited Site	Industry Canada Site Registration No. 3874A-1	

## G.5 MEASUREMENT EQUIPMENT SETUP

MEASUREMENT EQUIPMENT CONNECTIONS	For the field strength measurements, the measurement equipment was connected as shown in G.6. A number of antennas were used to cover the applicable frequency range tested. The ranges in which each antenna was used are as follows. For the final substitutions, the DUT was replaced with the appropriate antenna and fed from a CW signal source sufficient to replicate the received field strength of the emission being investigated.		
	Frequency Range	RX Antenna	TX Antenna
	30 MHz - 1GHz	Bilog	Dipole
	1 GHz - 18 GHz	ETS 3115 Horn	ETS 3115 Horn
MEASUREMENT EQUIPMENT SETTINGS	For measuring the radiated field strength of the fundamental, the spectrum analyzer was set to the following settings:		
	RBW	VBW	Detector
	MHz	MHz	
	1	3	Peak

## G.6 SETUP DRAWING

Figure G.6-1 - Setup Drawing – Radiated TX Spurious Emissions





## G.7 TEST RESULTS

All emissions 20dB below limit.

Note(s):

1. DUT antenna replaced with non-radiating load.
2. Measured ERP Carrier Level (dBm) = Power Applied to Antenna (dBm) + Antenna Gain (dBd)
3. The DUT was measured in 3 orientations with respect to the receive antenna and the orientation with the highest Radiated Power results is shown (Vertical Polarization).

Applicant:	Nautilus Lifeline Ltd.	FCC ID:	ZNJ0020926606		IC:	9904A-NLDIVER01	
DUT Type:	Portable VHF PTT Marine Radio Transceiver		Model:	DIVER	Tx Freq.	156.025-157.425 MHz	
2011 Celltech Labs Inc.		This document is not to be reproduced in whole or in part without the prior written permission of Celltech Labs Inc.					

	Test Report Serial No.:	052611ZNJ-T1101-E80V	Test Report Issue Date:	October 03, 2011
	Measurement Date(s):	June 06 - 08, 2011	Test Report Revision No.:	Rev. 1.1 (2nd Release)
	Rule Part(s) Applied:	FCC 47 CFR §2, §80	Industry Canada RSS-182 Issue 4, RSS-Gen Issue 3	
	Test Site Registration(s):	FCC Accredited Site	Industry Canada Site Registration No. 3874A-1	

### G.8 PASS/FAIL

In reference to the results outlined in G.7 the DUT passes the requirements as stated in the reference standards.

### G.9 SIGN-OFF


I attest to the accuracy of the data. All measurements reported herein were performed by me and are correct to the best of my knowledge and belief. I assume full responsibility for the completeness of these measurements.




Sean Johnston  
Lab Manager  
Celltech Labs Inc.

June 6, 2011


Date


Applicant:	Nautilus Lifeline Ltd.	FCC ID:	ZNJ0020926606	IC:	9904A-NLDIVER01	
DUT Type:	Portable VHF PTT Marine Radio Transceiver	Model:	DIVER	Tx Freq.	156.025-157.425 MHz	
2011 Celltech Labs Inc.		This document is not to be reproduced in whole or in part without the prior written permission of Celltech Labs Inc.				Page 25 of 32

	Test Report Serial No.:	052611ZNJ-T1101-E80V	Test Report Issue Date:	October 03, 2011
	Measurement Date(s):	June 06 - 08, 2011	Test Report Revision No.:	Rev. 1.1 (2nd Release)
	Rule Part(s) Applied:	FCC 47 CFR §2, §80	Industry Canada RSS-182 Issue 4, RSS-Gen Issue 3	
	Test Site Registration(s):	FCC Accredited Site	Industry Canada Site Registration No. 3874A-1	

## G.10 TEST SETUP PHOTOGRAPH



Applicant:	Nautilus Lifeline Ltd.	FCC ID:	ZNJ0020926606	IC:	9904A-NLDIVER01	
DUT Type:	Portable VHF PTT Marine Radio Transceiver	Model:	DIVER	Tx Freq.	156.025-157.425 MHz	
2011 Celltech Labs Inc.		This document is not to be reproduced in whole or in part without the prior written permission of Celltech Labs Inc.				Page 26 of 32

	Test Report Serial No.:	052611ZNJ-T1101-E80V	Test Report Issue Date:	October 03, 2011
	Measurement Date(s):	June 06 - 08, 2011	Test Report Revision No.:	Rev. 1.1 (2nd Release)
	Rule Part(s) Applied:	FCC 47 CFR §2, §80	Industry Canada RSS-182 Issue 4, RSS-Gen Issue 3	
	Test Site Registration(s):	FCC Accredited Site	Industry Canada Site Registration No. 3874A-1	

## Appendix H Radiated Spurious Emissions - RX

### H.1 REFERENCES

<b>Normative Reference Standard</b>	IC RSS-182
<b>Procedure Reference(s)</b>	The procedure used was ANSI C63.4-2003. The frequency was scanned from 30 MHz to 1.0 GHz. When an emission was found, the table was rotated to produce the maximum signal strength. The DUT was measured in three (3) orthogonal planes.
	RSS-182 4.5

### H.2 LIMITS


RSS-182		Frequency (MHz)	Limits
		30-88	100 uv/m measured @ 3 meters
		80-216	150 uv/m measured @ 3 meters
		216-960	200 uv/m measured @ 3 meters
		Above 960	500 uv/m measured @ 3 meters


### H.3 ENVIRONMENTAL CONDITIONS

<b>Temperature</b>	25 +/- 5 °C
<b>Humidity</b>	40 +/- 10 %
<b>Barometric Pressure</b>	101 +/- 3 kPa

### H.4 EQUIPMENT LIST

ASSET NUMBER	MANUFACTURER	MODEL	DESCRIPTION	CAL DUE
00072	EMCO	2075	Mini-mast	n/a
00073	EMCO	2080	Turn Table	n/a
00071	EMCO	2090	Multi-Device Controller	n/a
00015	HP	E4408B	Spectrum Analyzer	03-May-12
00050	Chase	CBL-6111A	Bilog Antenna	03-May-13
00051	HP	8566B	Spectrum Analyzer RF Section	03-May-12
00049	HP	85650A	Quasi-peak Adapter	06-May-12
00047	HP	85685A	RF Preselector	05-May-12
00006	R & S	SMR 20	Signal Generator (10MHz-40GHz)	30-Apr-12

Applicant:	Nautilus Lifeline Ltd.	FCC ID:	ZNJ0020926606		IC:	9904A-NLDIVER01	 NAUTILUS LIFELINE
DUT Type:	Portable VHF PTT Marine Radio Transceiver		Model:	DIVER	Tx Freq.	156.025-157.425 MHz	
2011 Celltech Labs Inc.		This document is not to be reproduced in whole or in part without the prior written permission of Celltech Labs Inc.					Page 27 of 32

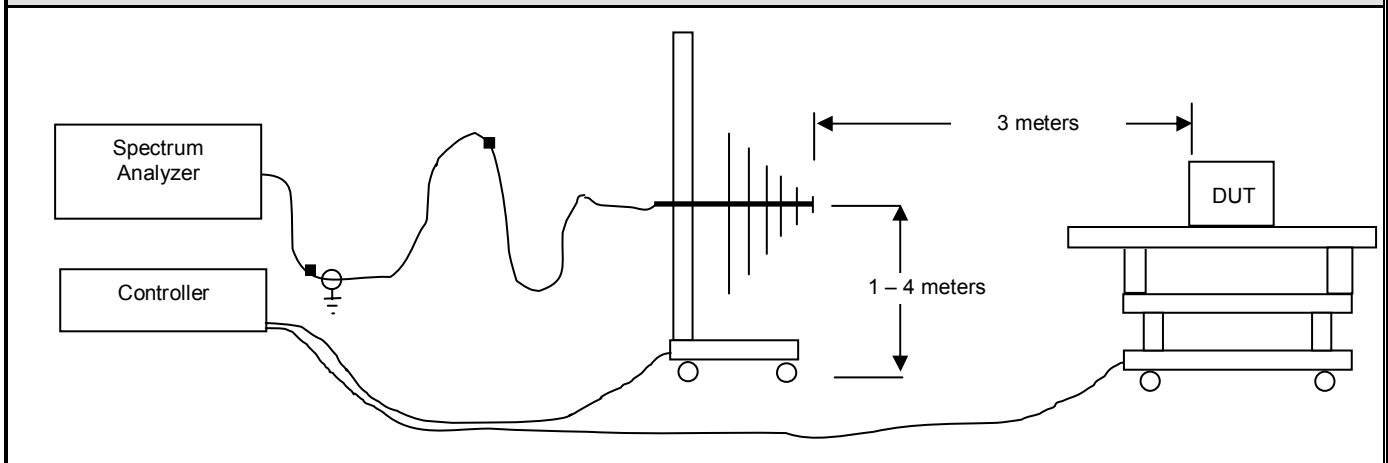
	Test Report Serial No.:	052611ZNJ-T1101-E80V	Test Report Issue Date:	October 03, 2011
	Measurement Date(s):	June 06 - 08, 2011	Test Report Revision No.:	Rev. 1.1 (2nd Release)
	Rule Part(s) Applied:	FCC 47 CFR §2, §80	Industry Canada RSS-182 Issue 4, RSS-Gen Issue 3	
	Test Site Registration(s):	FCC Accredited Site	Industry Canada Site Registration No. 3874A-1	


## H.5 MEASUREMENT EQUIPMENT SETUP


MEASUREMENT EQUIPMENT CONNECTIONS	For the field strength measurements, the measurement equipment was connected as shown in G.6. Various antenna types may be required to cover the applicable frequency range tested. The ranges in which each antenna was used are shown below.		
	Frequency Range	RX Antenna	TX Antenna
	30 MHz - 1GHz	Bilog	N/a
	1 GHz - 18 GHz	ETS 3115 Horn	N/a
MEASUREMENT EQUIPMENT SETTINGS	For the spurious out-of-band emissions, the spectrum analyzer was set to the following settings:		
	Measurement	RBW	VBW
		kHz	kHz
	< 1 GHz	100	300
	> 1 GHz	1000	3000
	* As a worst-case measurement, the QP limit was applied to measurements made with a peak detector.		

## H.6 SETUP DRAWING

Figure H.6-1 - Setup Drawing – Radiated RX Spurious Emissions



Applicant:	Nautilus Lifeline Ltd.	FCC ID:	ZNJ0020926606	IC:	9904A-NLDIVER01	
DUT Type:	Portable VHF PTT Marine Radio Transceiver	Model:	DIVER	Tx Freq.	156.025-157.425 MHz	
2011 Celltech Labs Inc.		This document is not to be reproduced in whole or in part without the prior written permission of Celltech Labs Inc.				Page 28 of 32

	Test Report Serial No.:	052611ZNJ-T1101-E80V	Test Report Issue Date:	October 03, 2011
	Measurement Date(s):	June 06 - 08, 2011	Test Report Revision No.:	Rev. 1.1 (2nd Release)
	Rule Part(s) Applied:	FCC 47 CFR §2, §80	Industry Canada RSS-182 Issue 4, RSS-Gen Issue 3	
	Test Site Registration(s):	FCC Accredited Site	Industry Canada Site Registration No. 3874A-1	

## H.7 TEST RESULTS

Emission Frequency	Receiver	DUT	Ant Pol	Cable Loss	Correction Factor	Field Strength	Limit	Margin
MHz	dBuV			dB	dB	dBuV/m	dBuV/m	dB
167.9	6.5	V	V	1.8	10.2	18.5	43.5	25.0
167.9	14.1	V	H	1.8	10.2	26.1	43.5	17.4
191.8	5.3	V	V	2.0	9.7	17.0	43.5	26.5
287.8	10.0	V	V	2.1	13.8	21.7	43.5	21.8

Note: The emissions reported above represent the highest emissions or noise floor measured within the frequency band of 30MHz and the 10<sup>th</sup> harmonic of the carrier. All other emissions were at the noise floor.

### Formulae:

Total CF = Antenna Factor + Cable Factor + Other Factor (Amplifier Gain, filter loss, etc)

Field Strength = SA Reading + Total CF

The frequency points reported describe the highest emission measured in each of the ranges tested and are used to describe the measured spectrum as a whole. It is shown that the highest emissions measured within the spectrum pass the appropriate limits; therefore all emissions within the bands would also meet the requirements.

## H.8 PASS/FAIL

In reference to the results outlined in H.7 the DUT passes the requirements as stated in the reference standards.

## H.9 SIGN-OFF


I attest to the accuracy of the data. All measurements reported herein were performed by me and are correct to the best of my knowledge and belief. I assume full responsibility for the completeness of these measurements.




Sean Johnston  
Lab Manager  
Celltech Labs Inc.

June 6, 2011

Date

Applicant:	Nautilus Lifeline Ltd.	FCC ID:	ZNJ0020926606	IC:	9904A-NLDIVER01	
DUT Type:	Portable VHF PTT Marine Radio Transceiver	Model:	DIVER	Tx Freq.	156.025-157.425 MHz	
2011 Celltech Labs Inc.		This document is not to be reproduced in whole or in part without the prior written permission of Celltech Labs Inc.				Page 29 of 32

	Test Report Serial No.:	052611ZNJ-T1101-E80V	Test Report Issue Date:	October 03, 2011
	Measurement Date(s):	June 06 - 08, 2011	Test Report Revision No.:	Rev. 1.1 (2nd Release)
	Rule Part(s) Applied:	FCC 47 CFR §2, §80	Industry Canada RSS-182 Issue 4, RSS-Gen Issue 3	
	Test Site Registration(s):	FCC Accredited Site	Industry Canada Site Registration No. 3874A-1	

## Appendix I Frequency Stability

### I.1 REFERENCES

<b>Normative Reference Standard</b>	FCC CFR 47 §2.1055, §80.209; IC RSS-182
<b>Procedure Reference / Description</b>	<p>§2.1055(a)(2) The frequency stability shall be measured with variation of ambient temperature as follows:</p> <p>(1) From -20° to +50° centigrade for equipment to be licensed for use in the Maritime Services under Part 80</p>

### I.2 LIMITS

§80.209 & RSS-182	Band 156-162 MHz (ii) Ship Station = 10.0 ppm
-------------------	---

### I.3 ENVIRONMENTAL CONDITIONS

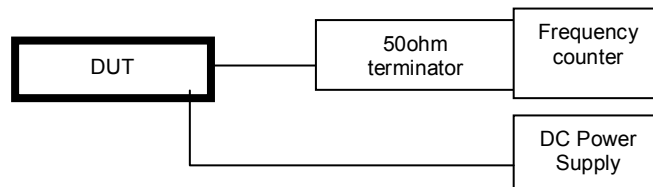
<b>Temperature</b>	25 +/- 5 °C
<b>Humidity</b>	40 +/- 10 %
<b>Barometric Pressure</b>	101 +/- 3 kPa


### I.4 EQUIPMENT LIST

ASSET NUMBER	MANUFACTURER	MODEL	DESCRIPTION	CAL DUE
na	ESPEC	ECT-2	Heater/Refrigerator	na
0003	HP	53181A	Frequency Counter	09-Apr-12
na	HP	E3611A	DC Power Supply	Na
00207	VWR	na	Temperature Humidity Monitor	09-Apr-12

### I.5 SETUP DRAWING

Figure I.5-1 - Setup Drawing – Frequency Stability



	Test Report Serial No.:	052611ZNJ-T1101-E80V	Test Report Issue Date:	October 03, 2011
	Measurement Date(s):	June 06 - 08, 2011	Test Report Revision No.:	Rev. 1.1 (2nd Release)
	Rule Part(s) Applied:	FCC 47 CFR §2, §80	Industry Canada RSS-182 Issue 4, RSS-Gen Issue 3	
	Test Site Registration(s):	FCC Accredited Site	Industry Canada Site Registration No. 3874A-1	

## I.6 TEST RESULTS

Temperature (degrees C)	Assigned Frequency (MHz)	Measured Frequency (MHz)	Deviation (%)	Frequency tolerance with reference to value @ 20 C (ppm)
-20	156.80000	156.8001911	0.000122%	-2.480220417
-10	156.80000	156.8001969	0.000126%	-2.443230758
0	156.80000	156.8003245	0.000207%	-1.629458258
10	156.80000	156.8005900	0.000376%	0.063775274
20	156.80000	156.8005800	0.000370%	0
30	156.80000	156.8005980	0.000381%	0.114795494
40	156.80000	156.8005890	0.000376%	0.057397747
50	156.80000	156.8005951	0.000380%	0.096300664

Voltage (V)	Frequency (MHz)	% Deviation	PPM to reference
3.15	156.8005900	0.000006%	0.0638
4.26	156.8005700	-0.000006%	-0.0638

## I.7 PASS/FAIL

In reference to the results outlined in I.6 the DUT passes the requirements as stated in the reference standards.

## I.8 SIGN-OFF


I attest to the accuracy of the data. All measurements reported herein were performed by me and are correct to the best of my knowledge and belief. I assume full responsibility for the completeness of these measurements.




Sean Johnston  
Lab Manager  
Celltech Labs Inc.


June 8, 2011

Date

Applicant:	Nautilus Lifeline Ltd.	FCC ID:	ZNJ0020926606	IC:	9904A-NLDIVER01	
DUT Type:	Portable VHF PTT Marine Radio Transceiver	Model:	DIVER	Tx Freq.	156.025-157.425 MHz	
2011 Celltech Labs Inc.		This document is not to be reproduced in whole or in part without the prior written permission of Celltech Labs Inc.				Page 31 of 32

	Test Report Serial No.:	052611ZNJ-T1101-E80V	Test Report Issue Date:	October 03, 2011
	Measurement Date(s):	June 06 - 08, 2011	Test Report Revision No.:	Rev. 1.1 (2nd Release)
	Rule Part(s) Applied:	FCC 47 CFR §2, §80	Industry Canada RSS-182 Issue 4, RSS-Gen Issue 3	
	Test Site Registration(s):	FCC Accredited Site	Industry Canada Site Registration No. 3874A-1	

END OF DOCUMENT

Applicant:	Nautilus Lifeline Ltd.	FCC ID:	ZNJ0020926606	IC:	9904A-NLDIVER01	
DUT Type:	Portable VHF PTT Marine Radio Transceiver	Model:	DIVER	Tx Freq.	156.025-157.425 MHz	
2011 Celltech Labs Inc.		This document is not to be reproduced in whole or in part without the prior written permission of Celltech Labs Inc.				Page 32 of 32