Band LTE41 5MHz 16QAM	 Band LTE41 5MHz CSE 16QAM Mid channel	 Band LTE41 5MHz CSE QPSK Mid channel

This report shall not be reproduced except in full, without the written approval of UL Verification Services Inc.

LTE Band 26

Band LTE26 10MHz 16QAM	 Band LTE26 10MHz CSE 16QAM Mid channel	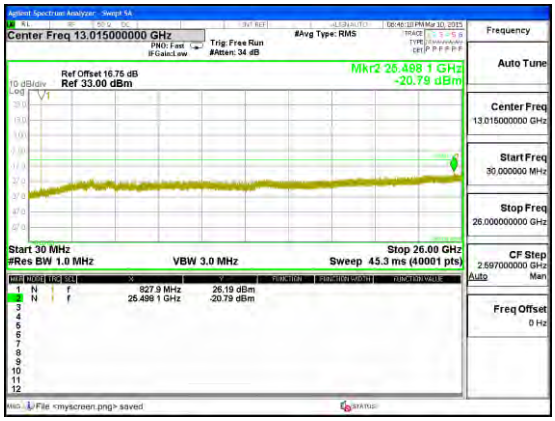 Band LTE26 10MHz CSE QPSK Mid channel

Band LTE26 5MHz 16QAM	 Band LTE26 5MHz CSE 16QAM Mid channel	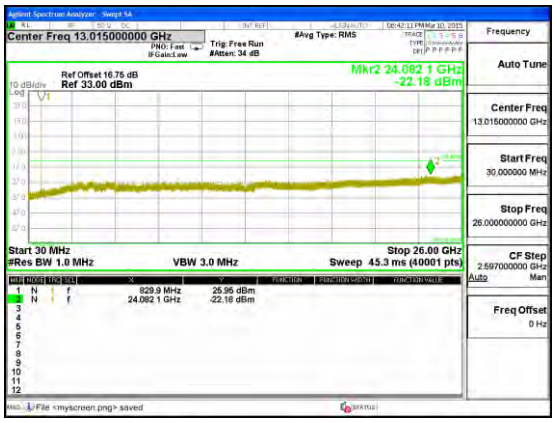 Band LTE26 5MHz CSE QPSK Mid channel

This report shall not be reproduced except in full, without the written approval of UL Verification Services Inc.

Band LTE26 3MHz 16QAM	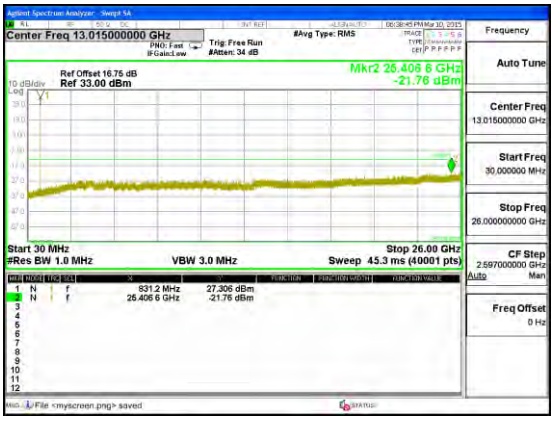 Band LTE26 3MHz CSE 16QAM Mid channel	 Band LTE26 3MHz CSE QPSK Mid channel

Band LTE26 1.4MHz 16QAM	 Band LTE26 1.4MHz CSE 16QAM Mid channel	 Band LTE26 1.4MHz CSE QPSK Mid channel

This report shall not be reproduced except in full, without the written approval of UL Verification Services Inc.

LTE Band 25

Band LTE25 20MHz 16QAM	 Band LTE25 20MHz CSE 16QAM Mid channel	 Band LTE25 20MHz CSE QPSK Mid channel

Band LTE25 15MHz 16QAM	 Band LTE25 15MHz CSE 16QAM Mid channel	 Band LTE25 15MHz CSE QPSK Mid channel

This report shall not be reproduced except in full, without the written approval of UL Verification Services Inc.

Band LTE25 10MHz 16QAM	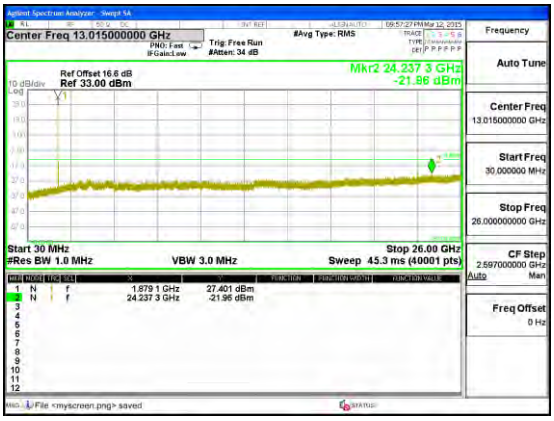 Band LTE25 10MHz CSE 16QAM Mid channel	 Band LTE25 10MHz CSE QPSK Mid channel

Band LTE25 5MHz 16QAM	 Band LTE25 5MHz CSE 16QAM Mid channel	 Band LTE25 5MHz CSE QPSK Mid channel

This report shall not be reproduced except in full, without the written approval of UL Verification Services Inc.

Band LTE25 3MHz 16QAM	 Band LTE25 3MHz CSE 16QAM Mid channel	 Band LTE25 3MHz CSE QPSK Mid channel

Band LTE25 1.4MHz 16QAM	 Band LTE25 1.4MHz CSE 16QAM Mid channel	 Band LTE25 1.4MHz CSE QPSK Mid channel

This report shall not be reproduced except in full, without the written approval of UL Verification Services Inc.

LTE Band 12

Band LTE12 10MHz 16QAM	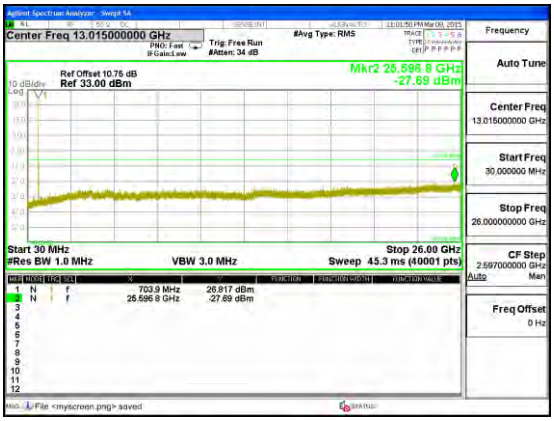 Band LTE12 10MHz CSE 16QAM Mid channel	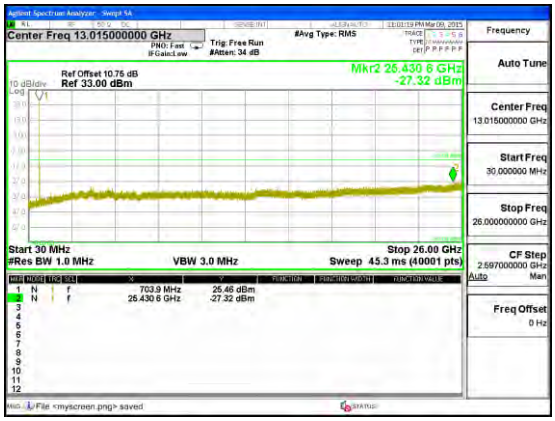 Band LTE12 10MHz CSE QPSK Mid channel

Band LTE12 5MHz 16QAM	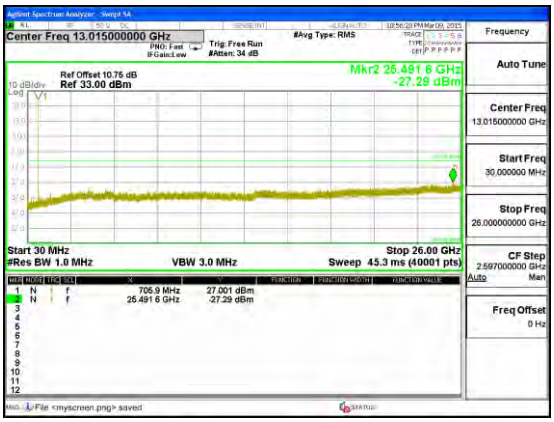 Band LTE12 5MHz CSE 16QAM Mid channel	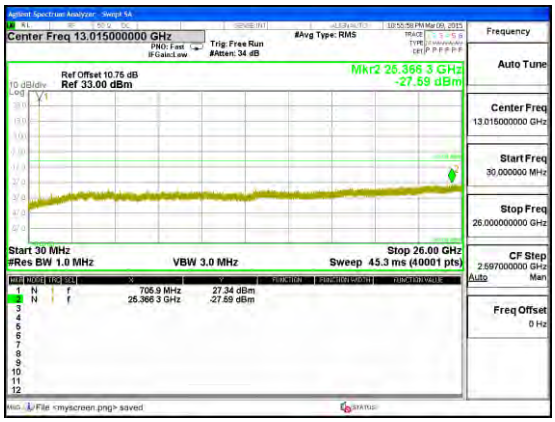 Band LTE12 5MHz CSE QPSK Mid channel

This report shall not be reproduced except in full, without the written approval of UL Verification Services Inc.

Band LTE12 3MHz 16QAM	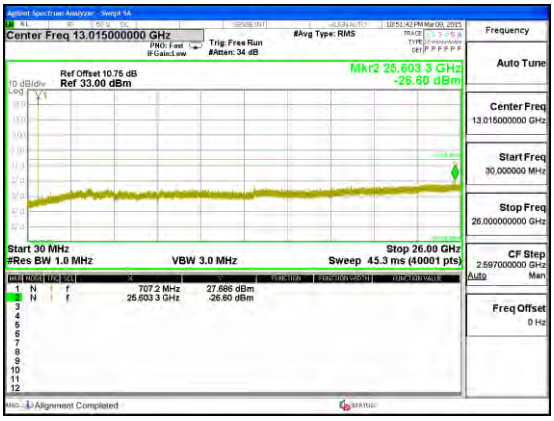 Band LTE12 3MHz CSE 16QAM Mid channel	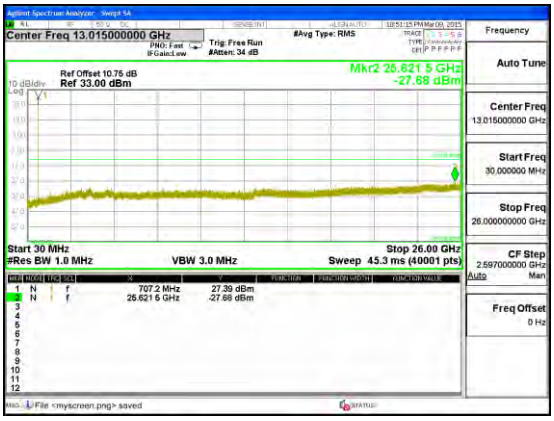 Band LTE12 3MHz CSE QPSK Mid channel

Band LTE12 1.4MHz 16QAM	 Band LTE12 1.4MHz CSE 16QAM Mid channel	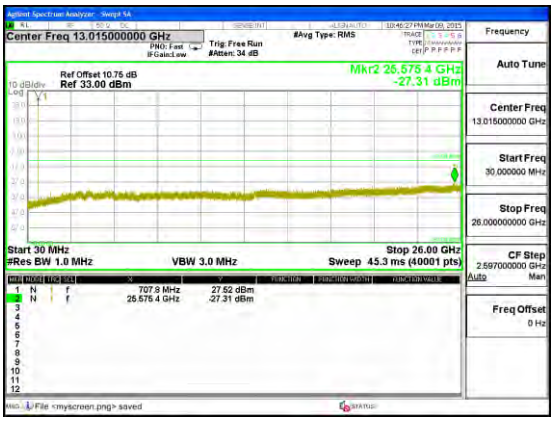 Band LTE12 1.4MHz CSE QPSK Mid channel

This report shall not be reproduced except in full, without the written approval of UL Verification Services Inc.

LTE Band 5

Band LTE5 10MHz 16QAM	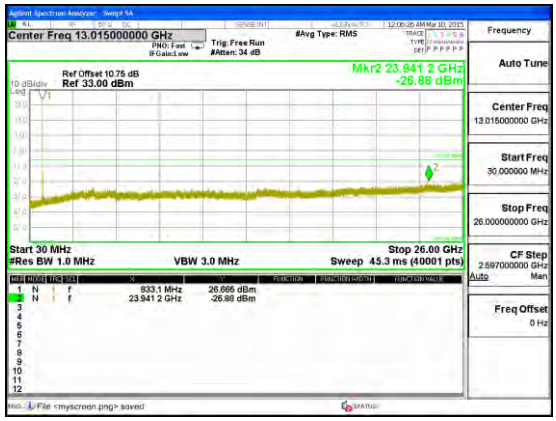 Band LTE5 10MHz CSE 16QAM Mid channel	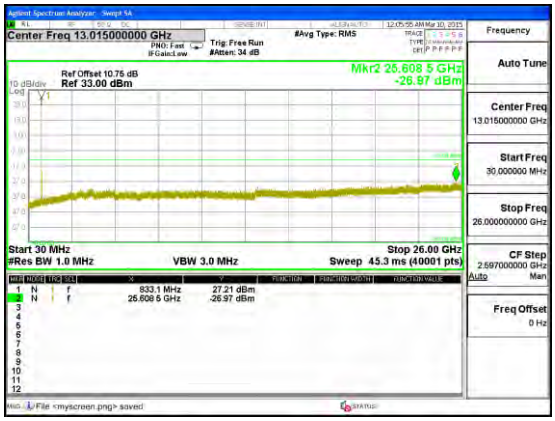 Band LTE5 10MHz CSE QPSK Mid channel
Band LTE5 5MHz 16QAM	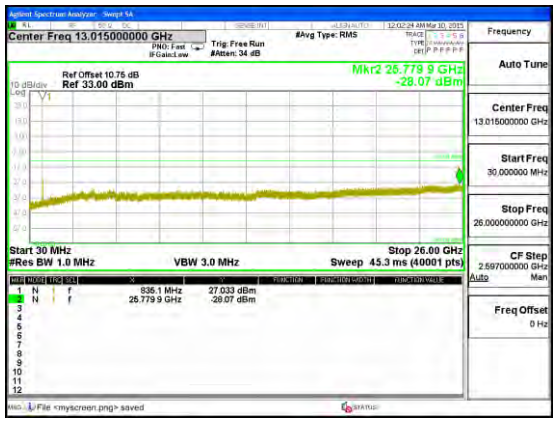 Band LTE5 5MHz CSE 16QAM Mid channel	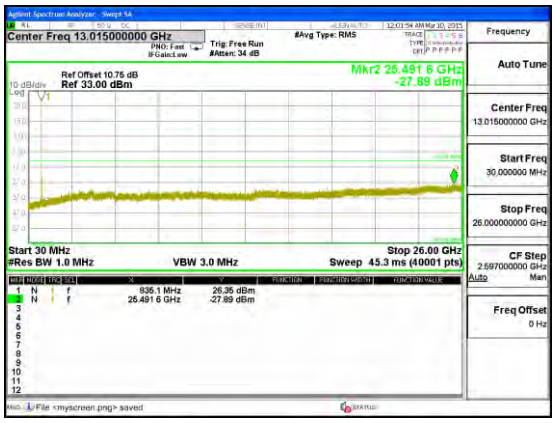 Band LTE5 5MHz CSE QPSK Mid channel

This report shall not be reproduced except in full, without the written approval of UL Verification Services Inc.

Band LTE5 3MHz 16QAM	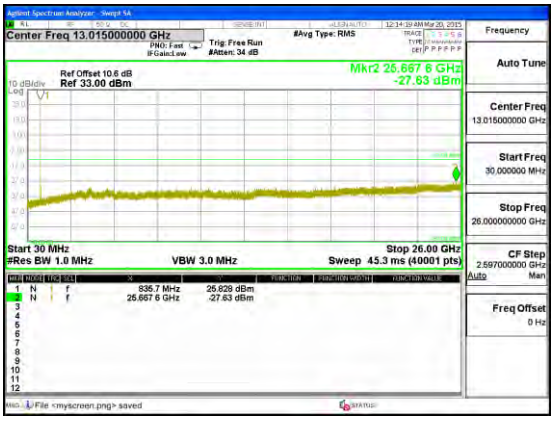 Band LTE5 3MHz CSE 16QAM Mid channel	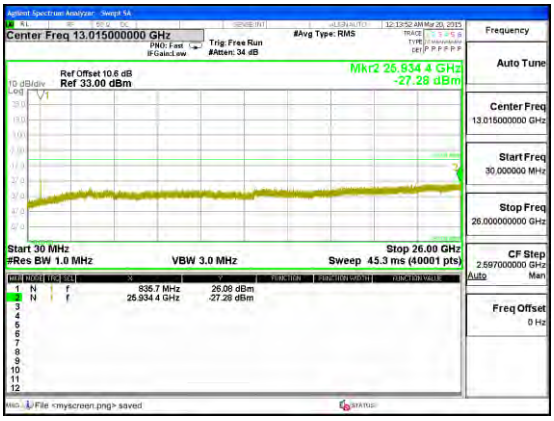 Band LTE5 3MHz CSE QPSK Mid channel
Band LTE5 1.4MHz 16QAM	 Band LTE5 1.4MHz CSE 16QAM Mid channel	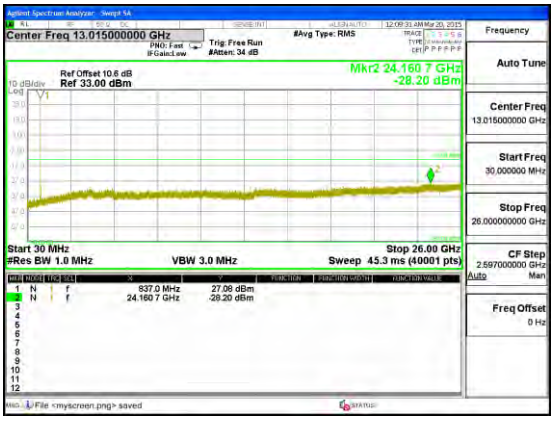 Band LTE5 1.4MHz CSE QPSK Mid channel

This report shall not be reproduced except in full, without the written approval of UL Verification Services Inc.

LTE Band 4

Band LTE4 20MHz 16QAM	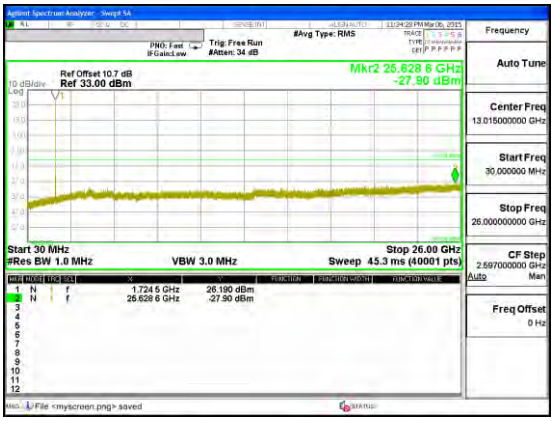 Band LTE4 20MHz CSE 16QAM Mid channel	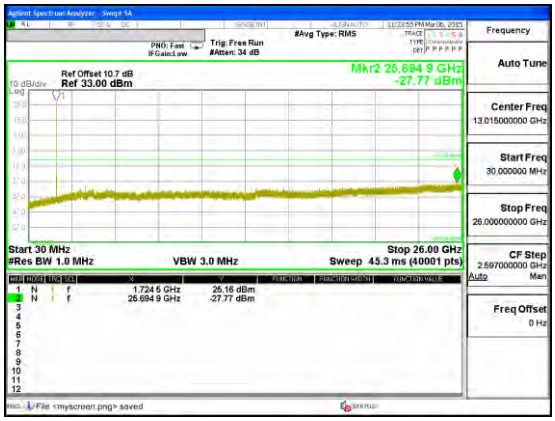 Band LTE4 20MHz CSE QPSK Mid channel

Band LTE4 15MHz 16QAM	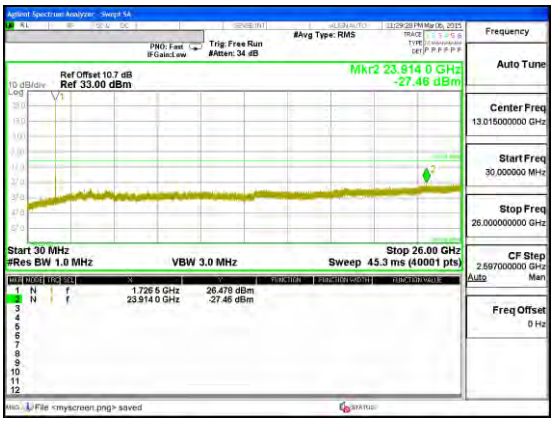 Band LTE4 15MHz CSE 16QAM Mid channel	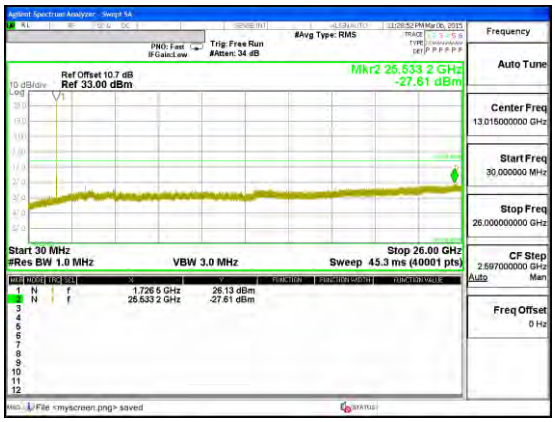 Band LTE4 15MHz CSE QPSK Mid channel

This report shall not be reproduced except in full, without the written approval of UL Verification Services Inc.

Band LTE4 10MHz 16QAM	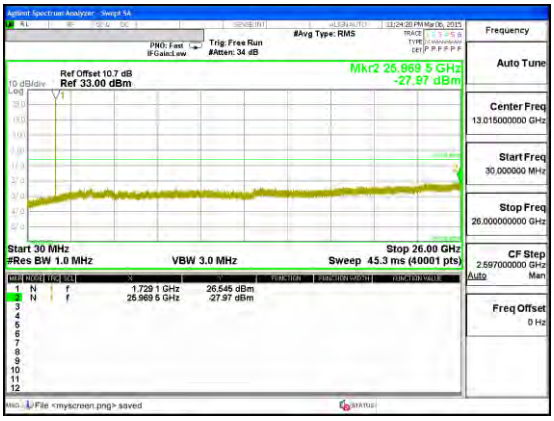 Band LTE4 10MHz CSE 16QAM Mid channel	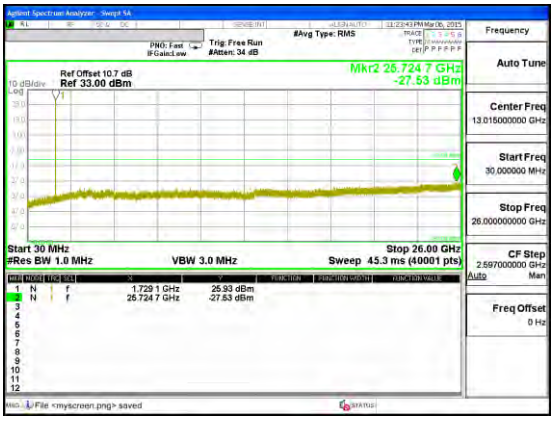 Band LTE4 10MHz CSE QPSK Mid channel

Band LTE4 5MHz 16QAM	 Band LTE4 5MHz CSE 16QAM Mid channel	 Band LTE4 5MHz CSE QPSK Mid channel

This report shall not be reproduced except in full, without the written approval of UL Verification Services Inc.

Band LTE4 3MHz 16QAM	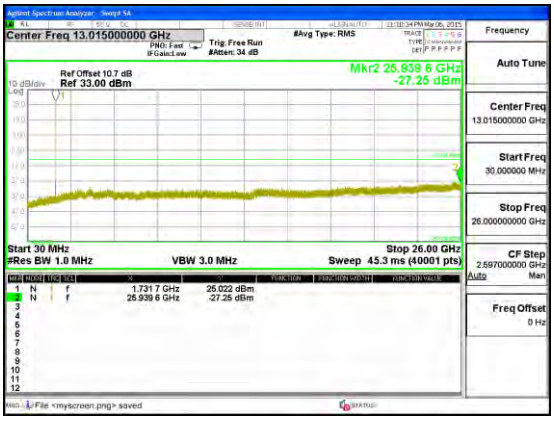 Band LTE4 3MHz CSE 16QAM Mid channel	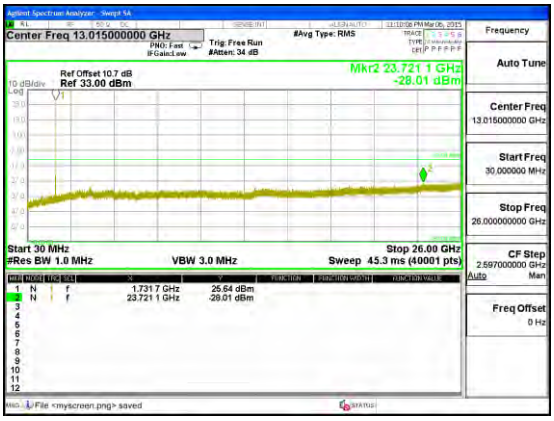 Band LTE4 3MHz CSE QPSK Mid channel

Band LTE4 1.4MHz 16QAM	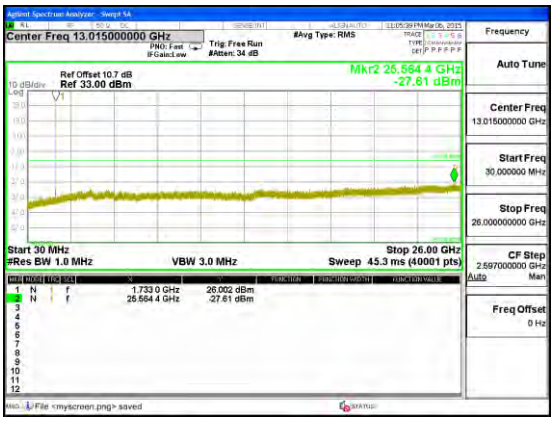 Band LTE4 1.4MHz CSE 16QAM Mid channel	 Band LTE4 1.4MHz CSE QPSK Mid channel

This report shall not be reproduced except in full, without the written approval of UL Verification Services Inc.

LTE Band 2

Band LTE2 20MHz 16QAM	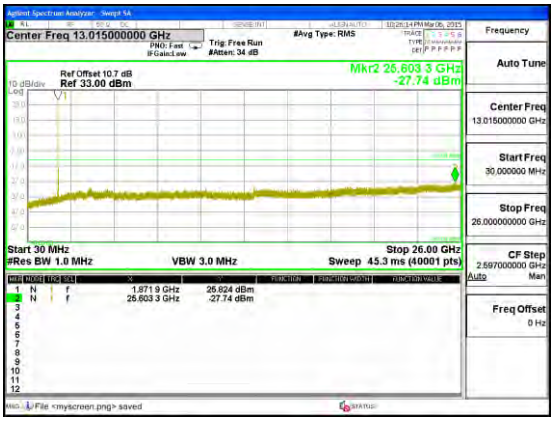 Band LTE2 20MHz CSE 16QAM Mid channel	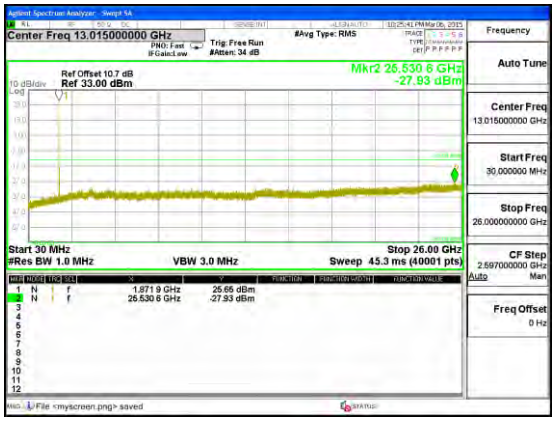 Band LTE2 20MHz CSE QPSK Mid channel

Band LTE2 15MHz 16QAM	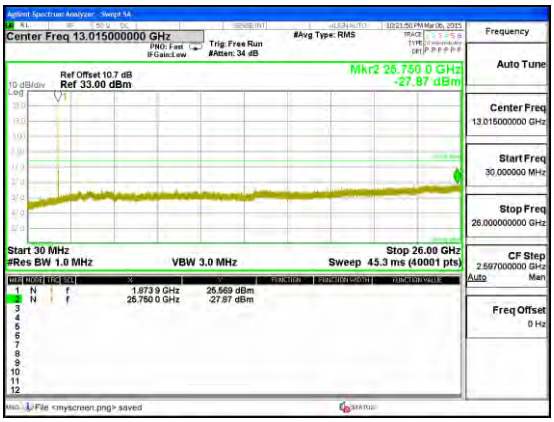 Band LTE2 15MHz CSE 16QAM Mid channel	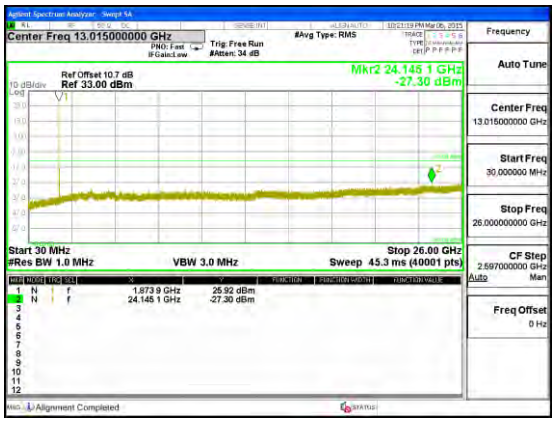 Band LTE2 15MHz CSE QPSK Mid channel

This report shall not be reproduced except in full, without the written approval of UL Verification Services Inc.

Band LTE2 10MHz 16QAM	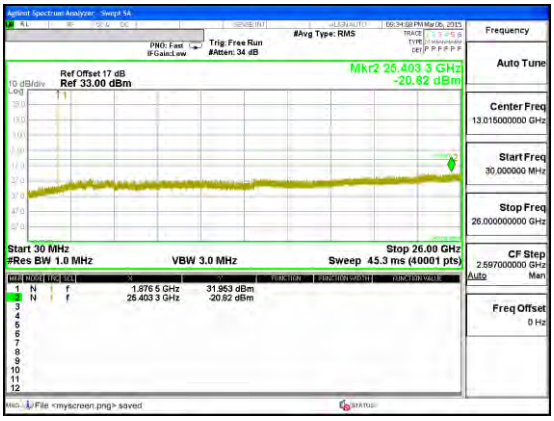 Band LTE2 10MHz CSE 16QAM Mid channel	 Band LTE2 10MHz CSE QPSK Mid channel

Band LTE2 5MHz 16QAM	 Band LTE2 5MHz CSE 16QAM Mid channel	 Band LTE2 5MHz CSE QPSK Mid channel

This report shall not be reproduced except in full, without the written approval of UL Verification Services Inc.

Band LTE2 3MHz 16QAM	 Band LTE2 3MHz CSE 16QAM Mid channel	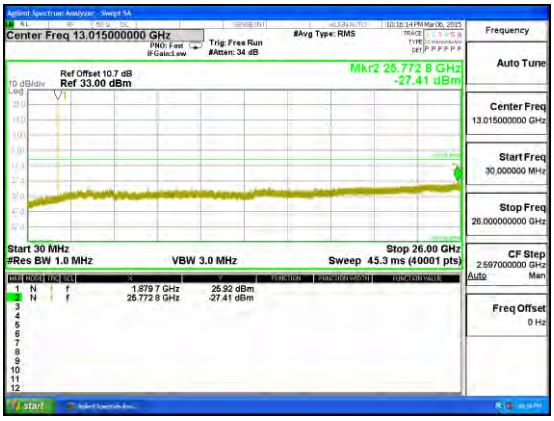 Band LTE2 3MHz CSE QPSK Mid channel
Band LTE2 1.4MHz 16QAM	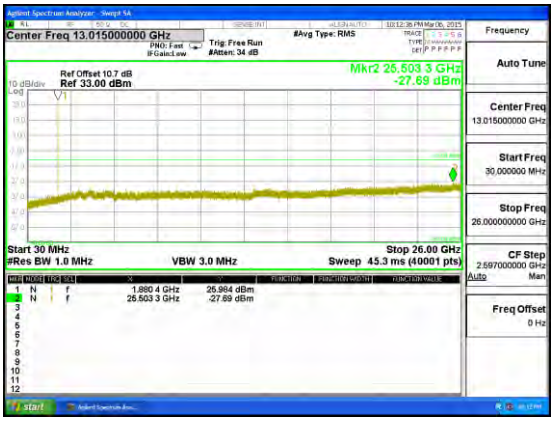 Band LTE2 1.4MHz CSE 16QAM Mid channel	 Band LTE2 1.4MHz CSE QPSK Mid channel

This report shall not be reproduced except in full, without the written approval of UL Verification Services Inc.

CDMA

Band BC1 EVDO REL. 0	 Band BC1 EVDO Rel. 0 CSE Mid channel	 Band BC1 1xRTT CSE Mid channel

Band BC0 EVDO REL. 0	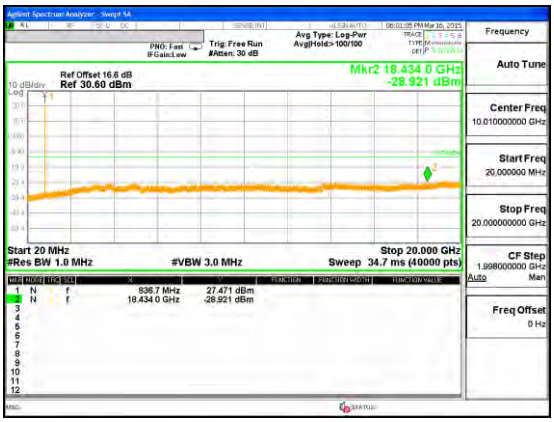 Band BC0 EVDO Rel. 0 CSE Mid channel	 Band BC0 1xRTT CSE Mid channel

UL VERIFICATION SERVICES INC. FORM NO: CCSUP4701I
47173 BENICIA STREET, FREMONT, CA 94538, USA TEL: (510) 771-1000 FAX: (510) 661-0888
This report shall not be reproduced except in full, without the written approval of UL Verification Services Inc.

Band BC10 EVDO REL. 0	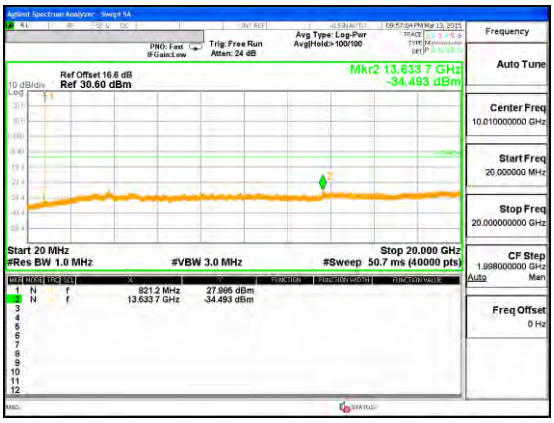 Band BC10 EVDO Rel. 0 CSE Mid channel	 Band BC10 1xRTT CSE Mid channel

This report shall not be reproduced except in full, without the written approval of UL Verification Services Inc.

11. FREQUENCY STABILITY

RULE PART(S)

FCC: §2.1055, §22.355, §24.235, §27.54 and §90.213

LIMITS

§22.355 - The carrier frequency shall not depart from the reference frequency in excess of ±2.5 ppm for mobile stations.

§24.235 - The frequency stability shall be sufficient to ensure that the fundamental emission stays within the authorized frequency block.

§27.54 - The frequency stability shall be sufficient to ensure that the fundamental emissions stay within the authorized bands of operation.

§90.213 - The carrier frequency shall not depart from the reference frequency in excess of ±2.5 ppm for mobile stations.

TEST PROCEDURE

Per KDB 971168 D01 Power Meas License Digital Systems v02r02

MODES TESTED

CDMA, LTE

RESULTS

See the following pages.

UL VERIFICATION SERVICES INC. FORM NO: CCSUP4701I
47173 BENICIA STREET, FREMONT, CA 94538, USA TEL: (510) 771-1000 FAX: (510) 661-0888

This report shall not be reproduced except in full, without the written approval of UL Verification Services Inc.

11.1.1. FREQUENCY STABILITY RESULTS

LTE Band 2 – MID CHANNEL (1880.0 MHz)

Reference Frequency: Cellular Mid Channel 1879.999975MHz @ 20°C Limit: to stay +- 2.5 ppm = 4700.000 Hz				
Power Supply (Vdc)	Environment Temperature (°C)	Frequency Deviation Measureed with Time Elapse (MHz)	Delta (ppm)	Limit (ppm)
3.80	50	1879.999971	0.002	2.5
3.80	40	1879.999973	0.001	2.5
3.80	30	1879.999975	0.000	2.5
3.80	***20***	***1879.999975***	***0***	2.5
3.80	10	1879.999975	0.000	2.5
3.80	0	1879.999975	0.000	2.5
3.80	-10	1879.999976	-0.001	2.5
3.80	-20	1879.999977	-0.001	2.5
3.80	-30	1879.999978	-0.001	2.5

Reference Frequency: Cellular Mid Channel 1879.999975MHz @ 20°C Limit: to stay +- 2.5 ppm = 4700.000 Hz				
Power Supply (Vdc)	Environment Temperature (°C)	Frequency Deviation Measureed with Time Elapse (MHz)	Delta (ppm)	Limit (ppm)
3.80	***20***	***1879.999975***	***0***	***2.5***
3.23	20	1879.999976	*0.000*	2.5
4.37	20	1879.999973	*0.001*	2.5

LTE Band 4 – MID CHANNEL (1732.5 MHz)

Reference Frequency: Cellular Mid Channel 1732.500012MHz @ 20°C Limit: to stay +- 2.5 ppm = 4331.250 Hz				
Power Supply (Vdc)	Environment Temperature (°C)	Frequency Deviation Measureed with Time Elapse (MHz)	Delta (ppm)	Limit (ppm)
3.80	50	1732.500010	0.001	2.5
3.80	40	1732.500010	0.001	2.5
3.80	30	1732.500011	0.001	2.5
3.80	***20***	***1732.500012***	***0***	2.5
3.80	10	1732.500011	0.000	2.5
3.80	0	1732.500011	0.000	2.5
3.80	-10	1732.500009	0.002	2.5
3.80	-20	1732.500011	0.001	2.5
3.80	-30	1732.500011	0.001	2.5

Reference Frequency: Cellular Mid Channel 1732.500012MHz @ 20°C Limit: to stay +- 2.5 ppm = 4331.250 Hz				
Power Supply (Vdc)	Environment Temperature (°C)	Frequency Deviation Measureed with Time Elapse (MHz)	Delta (ppm)	Limit (ppm)
3.80	***20***	***1732.500012***	***0***	***2.5***
3.23	20	1732.500010	*0.001*	2.5
4.37	20	1732.500011	*0.001*	2.5

UL VERIFICATION SERVICES INC. FORM NO: CCSUP4701I
47173 BENICIA STREET, FREMONT, CA 94538, USA TEL: (510) 771-1000 FAX: (510) 661-0888

This report shall not be reproduced except in full, without the written approval of UL Verification Services Inc.

LTE Band 5 – MID CHANNEL (836.5 MHz)

Reference Frequency: Cellular Mid Channel 836.500007MHz @ 20°C Limit: to stay +- 2.5 ppm = 2091.250 Hz				
Power Supply (Vdc)	Environment Temperature (°C)	Frequency Deviation Measureed with Time Elapse (MHz)	Delta (ppm)	Limit (ppm)
3.80	50	836.500005	0.002	2.5
3.80	40	836.500007	0.000	2.5
3.80	30	836.500006	0.001	2.5
3.80	***20***	***836.500007***	***0***	2.5
3.80	10	836.500006	0.000	2.5
3.80	0	836.500007	0.000	2.5
3.80	-10	836.500008	-0.001	2.5
3.80	-20	836.500008	-0.001	2.5
3.80	-30	836.500007	0.000	2.5

Reference Frequency: Cellular Mid Channel 836.500007MHz @ 20°C Limit: to stay +- 2.5 ppm = 2091.250 Hz				
Power Supply (Vdc)	Environment Temperature (°C)	Frequency Deviation Measureed with Time Elapse (MHz)	Delta (ppm)	Limit (ppm)
3.80	***20***	***836.500007***	***0***	***2.5***
3.23	20	836.500006	*0.001*	2.5
4.37	20	836.500006	*0.000*	2.5

LTE Band 12 – MID CHANNEL (707.5 MHz)

Reference Frequency: Cellular Mid Channel 707.50000678 MHz @ 20°C Limit: to stay +- 2.5 ppm = 1768.750 Hz				
Power Supply (Vdc)	Environment Temperature (°C)	Frequency Deviation Measureed with Time Elapse (MHz)	Delta (ppm)	Limit (ppm)
3.80	50	707.500005	0.002	2.5
3.80	40	707.500007	0.000	2.5
3.80	30	707.500006	0.001	2.5
3.80	***20***	***707.500007***	***0***	2.5
3.80	10	707.500006	0.001	2.5
3.80	0	707.500007	-0.001	2.5
3.80	-10	707.500008	-0.002	2.5
3.80	-20	707.500008	-0.002	2.5
3.80	-30	707.500007	0.000	2.5

Reference Frequency: Cellular Mid Channel 707.5 MHz @ 20°C Limit: to stay +- 2.5 ppm = 1768.750 Hz				
Power Supply (Vdc)	Environment Temperature (°C)	Frequency Deviation Measureed with Time Elapse (MHz)	Delta (ppm)	Limit (ppm)
3.80	***20***	***707.500007***	***0***	***2.5***
3.23	20	707.500006	*0.001*	2.5
4.37	20	707.500006	*0.000*	2.5

This report shall not be reproduced except in full, without the written approval of UL Verification Services Inc.

LTE Band 41 – MID CHANNEL (2593 MHz)

Reference Frequency: Cellular Mid Channel 2592.999996MHz @ 20°C Limit: to stay +- 2.5 ppm = 6482.500 Hz				
Power Supply (Vdc)	Environment Temperature (°C)	Frequency Deviation Measureed with Time Elapse		
		(MHz)	Delta (ppm)	Limit (ppm)
3.80	50	2592.999994	0.001	2.5
3.80	40	2592.999992	0.002	2.5
3.80	30	2592.999997	0.000	2.5
3.80	***20***	***2592.999996***	***0***	***2.5***
3.80	10	2592.999990	0.002	2.5
3.80	0	2593.000002	-0.002	2.5
3.80	-10	2593.000003	-0.003	2.5
3.80	-20	2593.000002	-0.002	2.5
3.80	-30	2593.000001	-0.002	2.5

Reference Frequency: Cellular Mid Channel 2592.999996 MHz @ 20°C Limit: to stay +- 2.5 ppm = 6482.500 Hz				
Power Supply (Vdc)	Environment Temperature (°C)	Frequency Deviation Measureed with Time Elapse		
		(MHz)	Delta (ppm)	Limit (ppm)
3.80	***20***	***2592.999996***	***0***	***2.5***
4.37	20	2592.999997	*0.000*	2.5
3.23	20	2592.999995	*0.000*	2.5

UL VERIFICATION SERVICES INC. FORM NO: CCSUP4701I
47173 BENICIA STREET, FREMONT, CA 94538, USA TEL: (510) 771-1000 FAX: (510) 661-0888

This report shall not be reproduced except in full, without the written approval of UL Verification Services Inc.

12. RADIATED TEST RESULTS

12.1. RADIATED POWER (ERP & EIRP)

RULE PART(S)

FCC: §2.1046, §22.913, §24.232, §27 and § 90.635.

LIMITS

22.913(a) - The ERP of mobile transmitters and auxiliary test transmitters must not exceed 7 Watts.

24.232(c) - Mobile/portable stations are limited to 2 watts e.i.r.p. peak power and the equipment must employ means to limit the power to the minimum necessary for successful communications.

27.50(b) - (10) Portable stations (hand-held devices) transmitting in the 746-757 MHz, 776-788 MHz, and 805-806 MHz bands are limited to 3 watts ERP. (LTE B13)

27.50(c) - (10) Portable stations (hand-held devices) are limited to 3 watts ERP; (LTE B17 & LTE B12)

27.50(d) - (4) Fixed, mobile, and portable (hand-held) stations operating in the 1710-1755 MHz band and mobile and portable stations operating in the 1695-1710 MHz and 1755-1780 MHz bands are limited to 1 watt EIRP.(Band 4)

27.50(h) - (2) Mobile stations are limited to 2.0 watts EIRP. All user stations are limited to 2.0 watts transmitter output power.(LTE B41 & 7)

90.635(b) - The maximum output power of the transmitter for mobile stations is 100 watts (20 dBw). (LTE B26)

In addition, when the transmitter power is measured in terms of average value, the peak-to-average ratio of the power shall not exceed 13dB.

TEST PROCEDURE

ANSI / TIA / EIA 603C Clause 2.2.17; PSA setting reference to 971168 D01 v02r02

For peak power measurement with a PSA:

a) Set the RBW ≥ OBW; b) Set VBW ≥ 3 × RBW; c) Set span ≥ 2 x RBW; d) Sweep time = auto couple; e) Detector = peak; f) Ensure that the number of measurement points ≥ span/RBW; g) Trace mode = max hold;

For average power measurement with a PSA:

a) Set span to at least 1.5 times the OBW; b) Set RBW = 1-5% of the OBW, not to exceed 1 MHz; c) Set VBW ≥ 3 x RBW; d) Set number of points in sweep ≥ 2 × span / RBW; e) Sweep time = auto-couple; f) Detector = RMS (power averaging); g) Use free run trigger If burst duty cycle ≥ 98; h) Use trigger to capture bursts If burst duty cycle < 98; i) Trace average at least 100 traces in power averaging (*i.e.*, RMS) mode. j) Compute the power by integrating the spectrum across the OBW of the signal using the instrument's band power measurement function.

MODES TESTED

LTE and CDMA

This report shall not be reproduced except in full, without the written approval of UL Verification Services Inc.

TEST RESULTS

12.1.1. ERP/EIRP Results

Band	Mode	Channel	f(MHz)	ERP / EIRP	
				dBm	mW
BC1	1xRTT	25	1851.25	25.10	323.59
		600	1880	24.73	297.03
		1175	1908.75	25.25	334.73
	EVDO REL. 0	25	1851.25	25.05	319.89
		600	1880	25.66	368.13
		1175	1908.75	25.65	367.28

Band	Mode	Channel	f(MHz)	ERP / EIRP	
				dBm	mW
BC0	1xRTT	1013	824.7	21.27	134.00
		384	836.52	21.60	144.58
		777	848.31	22.80	190.59
	EVDO REL. 0	1013	824.7	21.27	133.97
		384	836.52	21.10	128.82
		777	848.31	21.70	147.91

Band	Mode	Channel	f(MHz)	ERP / EIRP	
				dBm	mW
BC10	1xRTT	476	817.9	21.40	138.07
		580	820.5	21.30	134.93
		684	823.1	22.24	167.53
	EVDO REL. 0	476	817.9	21.03	126.77
		580	820.5	21.00	125.89
		684	823.1	22.00	158.49

UL VERIFICATION SERVICES INC. FORM NO: CCSUP4701I
47173 BENICIA STREET, FREMONT, CA 94538, USA TEL: (510) 771-1000 FAX: (510) 661-0888
This report shall not be reproduced except in full, without the written approval of UL Verification Services Inc.

12.1.2. LTE ERP/EIRP Results

LTE Band 41

Band	BW (MHz)	Mode	RB/RB Size	f (MHz)	ERP / EIRP	
					dBm	mW
LTE41	20	QPSK	1/0	2506	23.38	217.77
			1/0	2593	24.52	282.87
			1/0	2680	25.28	337.29
		16QAM	1/0	2506	22.98	198.61
			1/0	2593	24.12	257.98
			1/0	2680	24.58	287.08
	15	QPSK	1/0	2503.5	23.38	217.77
			1/0	2593	24.92	310.16
			1/0	2682.5	26.08	405.51
		16QAM	1/0	2503.5	22.98	198.61
			1/0	2593	24.62	289.46
			1/0	2682.5	24.48	280.54
	10	QPSK	1/0	2501	24.52	283.14
			1/0	2593	24.12	257.98
			1/0	2685	23.78	238.78
		16QAM	1/0	2501	21.98	157.76
			1/0	2593	23.48	222.63
			1/0	2685	23.72	235.5
	5	QPSK	1/0	2498.5	23.98	250.03
			1/0	2593	24.69	294.16
			1/0	2687.5	25.63	365.59
		16QAM	1/0	2498.5	23.48	222.84
			1/0	2593	24.12	257.98
			1/0	2687.5	24.98	314.77

This report shall not be reproduced except in full, without the written approval of UL Verification Services Inc.

LTE Band 26

Band	BW (MHz)	Mode	RB/RB Size	f (MHz)	ERP / EIRP	
					dBm	mW
LTE26	15	QPSK	1/0	831.5	20.33	107.89
			1/0	836.5	20.33	107.89
			1/0	841.5	21.45	139.64
		16QAM	1/0	831.5	19.99	99.77
			1/0	836.5	19.99	99.77
			1/0	841.5	21.18	131.22
	10	QPSK	1/0	819	20.13	103.04
			1/0	831.5	20.30	107.15
			1/0	844	21.90	154.88
		16QAM	1/0	819	19.82	95.94
			1/0	831.5	19.63	91.83
			1/0	844	21.60	144.54
	5	QPSK	1/0	816.5	20.27	106.41
			1/0	831.5	20.10	102.33
			1/0	846.5	21.76	149.97
		16QAM	1/0	816.5	18.97	78.89
			1/0	831.5	19.00	79.43
			1/0	846.5	20.68	116.95
	3	QPSK	1/0	815.5	20.03	100.69
			1/0	831.5	20.70	117.49
			1/0	847.5	21.75	149.62
		16QAM	1/0	815.5	19.65	92.26
			1/0	831.5	19.90	97.72
			1/0	847.5	20.65	116.14
	1.4	QPSK	1/0	814.7	20.27	106.41
			1/0	831.5	20.10	102.33
			1/0	848.3	21.98	157.76
		16QAM	1/0	814.7	20.15	103.51
			1/0	831.5	20.12	102.8
			1/0	848.3	22.10	162.18

UL VERIFICATION SERVICES INC. FORM NO: CCSUP4701I
47173 BENICIA STREET, FREMONT, CA 94538, USA TEL: (510) 771-1000 FAX: (510) 661-0888
This report shall not be reproduced except in full, without the written approval of UL Verification Services Inc.

LTE Band 25

Band	BW (MHz)	Mode	RB/RB Size	f (MHz)	ERP / EIRP	
					dBm	mW
LTE25	20	QPSK	1/0	1860	25.20	330.79
			1/0	1882.5	25.07	321.39
			1/0	1905	25.56	359.42
		16QAM	1/0	1860	24.11	257.37
			1/0	1882.5	23.96	248.9
			1/0	1905	24.74	297.58
	15	QPSK	1/0	1857.5	25.24	333.85
			1/0	1882.5	25.32	340.43
			1/0	1907.5	25.51	355.3
		16QAM	1/0	1857.5	25.06	320.29
			1/0	1882.5	25.04	319.33
			1/0	1907.5	24.75	298.26
	10	QPSK	1/0	1855	24.84	304.47
			1/0	1882.5	25.82	381.97
			1/0	1910	25.45	350.43
		16QAM	1/0	1855	23.84	241.85
			1/0	1882.5	25.12	325.11
			1/0	1910	24.79	301.02
	5	QPSK	1/0	1852.5	24.64	290.77
			1/0	1882.5	24.92	310.48
			1/0	1912.5	24.45	278.36
		16QAM	1/0	1852.5	23.66	232.03
			1/0	1882.5	24.58	287.1
			1/0	1912.5	23.15	206.35
	3	QPSK	1/0	1851.5	24.74	297.54
			1/0	1882.5	25.15	327.37
			1/0	1913.5	24.65	291.47
		16QAM	1/0	1851.5	24.38	273.87
			1/0	1882.5	24.62	289.76
			1/0	1913.5	24.25	265.83

UL VERIFICATION SERVICES INC. FORM NO: CCSUP4701I
47173 BENICIA STREET, FREMONT, CA 94538, USA TEL: (510) 771-1000 FAX: (510) 661-0888
This report shall not be reproduced except in full, without the written approval of UL Verification Services Inc.

Band	BW (MHz)	Mode	RB/RB Size	f (MHz)	ERP / EIRP	
					dBm	mW
LTE25	1.4	QPSK	1/0	1850.7	24.81	302.38
			1/0	1882.5	25.16	328.12
			1/0	1914.3	25.75	375.84
		16QAM	1/0	1850.7	24.54	284.15
			1/0	1882.5	24.96	313.35
			1/0	1914.3	24.54	284.45

This report shall not be reproduced except in full, without the written approval of UL Verification Services Inc.

LTE Band 12

Band	BW (MHz)	Mode	RB/RB Size	f (MHz)	ERP / EIRP	
					dBm	mW
LTE12	10	QPSK	1/0	704	18.66	73.45
			1/0	707.5	19.30	85.11
			1/0	711	19.40	87.1
		16QAM	1/0	704	18.34	68.23
			1/0	707.5	18.70	74.13
			1/0	711	18.58	72.11
	5	QPSK	1/0	701.5	18.40	69.18
			1/0	707.5	18.70	74.13
			1/0	713.5	19.16	82.41
		16QAM	1/0	701.5	17.38	54.7
			1/0	707.5	17.80	60.26
			1/0	713.5	17.80	60.26
	3	QPSK	1/0	700.5	18.70	74.13
			1/0	707.5	19.24	83.95
			1/0	714.5	19.25	84.14
		16QAM	1/0	700.5	18.40	69.18
			1/0	707.5	18.86	76.91
			1/0	714.5	18.82	76.21
	1.4	QPSK	1/0	699.7	18.46	70.15
			1/0	707.5	19.10	81.28
			1/0	715.3	19.40	87.1
		16QAM	1/0	699.7	17.90	61.66
			1/0	707.5	18.87	77.09
			1/0	715.3	17.90	61.66

This report shall not be reproduced except in full, without the written approval of UL Verification Services Inc.

LTE Band 5

Band	BW (MHz)	Mode	RB/RB Size	f (MHz)	ERP / EIRP	
					dBm	mW
LTE5	10	QPSK	1/0	829	20.52	112.72
			1/0	836.5	20.48	111.69
			1/0	844	21.98	157.76
		16QAM	1/0	829	20.04	100.93
			1/0	836.5	19.68	92.9
			1/0	844	21.68	147.23
	5	QPSK	1/0	826.5	19.97	99.31
			1/0	836.5	20.07	101.62
			1/0	846.5	21.58	143.88
		16QAM	1/0	826.5	19.07	80.72
			1/0	836.5	19.20	83.18
			1/0	846.5	20.56	113.76
	3	QPSK	1/0	825.5	21.04	127.06
			1/0	836.5	20.83	121.06
			1/0	847.5	21.98	157.76
		16QAM	1/0	825.5	20.00	100
			1/0	836.5	20.58	114.29
			1/0	847.5	20.90	123.03
	1.4	QPSK	1/0	824.7	20.37	108.89
			1/0	836.5	20.47	111.43
			1/0	848.3	21.87	153.82
		16QAM	1/0	824.7	20.07	101.62
			1/0	836.5	20.36	108.64
			1/0	848.3	21.47	140.28

This report shall not be reproduced except in full, without the written approval of UL Verification Services Inc.

LTE Band 4

Band	BW (MHz)	Mode	RB/RB Size	f (MHz)	ERP / EIRP	
					dBm	mW
LTE4	20	QPSK	1/0	1720	23.62	230.04
			1/0	1732.5	23.49	223.53
			1/0	1745	23.80	239.97
		16QAM	1/0	1720	22.37	172.51
			1/0	1732.5	22.17	164.94
			1/0	1745	23.07	202.84
	15	QPSK	1/0	1717.5	23.70	234.32
			1/0	1732.5	23.38	217.63
			1/0	1747.5	23.63	230.75
		16QAM	1/0	1717.5	23.07	202.68
			1/0	1732.5	22.38	172.87
			1/0	1747.5	22.87	193.71
	10	QPSK	1/0	1715	22.83	191.78
			1/0	1732.5	23.38	217.63
			1/0	1750	23.97	249.55
		16QAM	1/0	1715	22.47	176.52
			1/0	1732.5	23.28	212.68
			1/0	1750	23.82	241.07

UL VERIFICATION SERVICES INC. FORM NO: CCSUP4701I
47173 BENICIA STREET, FREMONT, CA 94538, USA TEL: (510) 771-1000 FAX: (510) 661-0888
This report shall not be reproduced except in full, without the written approval of UL Verification Services Inc.

Band	BW (MHz)	Mode	RB/RB Size	f (MHz)	ERP / EIRP	
					dBm	mW
LTE4	5	QPSK	1/0	1712.5	23.77	238.13
			1/0	1732.5	23.18	207.84
			1/0	1752.5	23.27	212.4
		16QAM	1/0	1712.5	23.07	202.68
			1/0	1732.5	23.43	220.15
			1/0	1752.5	22.57	180.78
	3	QPSK	1/0	1711.5	23.64	231.1
			1/0	1732.5	23.43	220.15
			1/0	1753.5	23.50	223.95
		16QAM	1/0	1711.5	22.97	198.06
			1/0	1732.5	22.78	189.55
			1/0	1753.5	22.79	190.17
	1.4	QPSK	1/0	1710.7	23.20	208.84
			1/0	1732.5	23.24	210.73
			1/0	1754.3	23.77	238.31
		16QAM	1/0	1710.7	22.11	162.48
			1/0	1732.5	22.55	179.77
			1/0	1754.3	24.47	279.99

UL VERIFICATION SERVICES INC. FORM NO: CCSUP4701I
47173 BENICIA STREET, FREMONT, CA 94538, USA TEL: (510) 771-1000 FAX: (510) 661-0888
This report shall not be reproduced except in full, without the written approval of UL Verification Services Inc.

LTE Band 2

Band	BW (MHz)	Mode	RB/RB Size	f (MHz)	ERP / EIRP	
					dBm	mW
LTE2	20	QPSK	1/0	1860	25.50	354.45
			1/0	1880	25.60	363.11
			1/0	1900	25.55	358.59
		16QAM	1/0	1860	25.00	315.9
			1/0	1880	24.32	270.42
			1/0	1900	24.85	305.21
	15	QPSK	1/0	1857.5	25.64	366.06
			1/0	1880	25.42	348.36
			1/0	1902.5	25.78	378.09
		16QAM	1/0	1857.5	24.99	315.17
			1/0	1880	24.81	302.85
			1/0	1902.5	25.75	375.84
	10	QPSK	1/0	1855	25.48	352.82
			1/0	1880	25.28	337.31
			1/0	1905	25.49	353.92
		16QAM	1/0	1855	25.27	336.16
			1/0	1880	24.92	310.48
			1/0	1905	25.51	355.3
	5	QPSK	1/0	1852.5	25.50	366.06
			1/0	1880	25.60	310.48
			1/0	1907.5	25.55	298.26
		16QAM	1/0	1852.5	25.00	318.82
			1/0	1880	24.32	264.26
			1/0	1907.5	24.85	242.44

UL VERIFICATION SERVICES INC. FORM NO: CCSUP4701I
47173 BENICIA STREET, FREMONT, CA 94538, USA TEL: (510) 771-1000 FAX: (510) 661-0888
This report shall not be reproduced except in full, without the written approval of UL Verification Services Inc.

Band	BW (MHz)	Mode	RB/RB Size	f (MHz)	ERP / EIRP	
					dBm	mW
LTE2	3	QPSK	1/0	1851.5	25.44	349.58
			1/0	1880	25.28	337.31
			1/0	1908.5	25.17	328.55
		16QAM	1/0	1851.5	25.12	324.75
			1/0	1880	24.68	293.79
			1/0	1908.5	24.45	278.36
	1.4	QPSK	1/0	1850.7	25.28	336.94
			1/0	1880	24.52	283.16
			1/0	1909.3	25.22	332.35
		16QAM	1/0	1850.7	24.93	310.85
			1/0	1880	24.12	258.25
			1/0	1909.3	24.77	299.64

UL VERIFICATION SERVICES INC. FORM NO: CCSUP4701I
47173 BENICIA STREET, FREMONT, CA 94538, USA TEL: (510) 771-1000 FAX: (510) 661-0888
This report shall not be reproduced except in full, without the written approval of UL Verification Services Inc.

12.1.3. ERP/EIRP PLOTS

LTE Band 41

Band

LTE41

20MHz

16QAM

High Frequency Substitution Measurement
UL Verification Services, Inc.

Company: LG
Project #: 15I20150
Date: 3/6/2015
Test Engineer: R.Z
Configuration: EUT ONLY
Location: Chamber G
Mode: LTE_16QAM Band 41 Fundamentals, 20MHz Bandwidth

Test Equipment:
Receiving: Horn T862, and Chamber G SMA Cables
Substitution: Horn T60, 6ft SMA Cable

f MHz	SG reading (dBm)	Ant. Pol. (H/V)	Cable Loss (dB)	Antenna Gain (dBi)	EIRP (dBm)	Limit (dBm)	Delta (dB)	Notes
Low Ch								
2506.00	11.75	V	0.9	9.3	20.17	33.0	-12.8	
2506.00	14.56	H	0.9	9.3	22.98	33.0	-10.0	
Mid Ch								
2593.00	11.67	V	0.9	9.5	20.28	33.0	-12.7	
2593.00	15.51	H	0.9	9.5	24.12	33.0	-8.9	
High Ch								
2680.00	11.83	V	0.9	9.6	20.53	33.0	-12.5	
2680.00	15.88	H	0.9	9.6	24.58	33.0	-8.4	

UL VERIFICATION SERVICES INC. FORM NO: CCSUP4701I
47173 BENICIA STREET, FREMONT, CA 94538, USA TEL: (510) 771-1000 FAX: (510) 661-0888
This report shall not be reproduced except in full, without the written approval of UL Verification Services Inc.

Band

LTE41

20MHz

QPSK

High Frequency Substitution Measurement
UL Verification Services, Inc.

Company: LG
Project #: 15I20150
Date: 3/6/2015
Test Engineer: R.Z
Configuration: EUT ONLY
Location: Chamber G
Mode: LTE_QPSK Band 41 Fundamentals, 20MHz Bandwidth

Test Equipment:
Receiving: Horn T862, and Chamber G SMA Cables
Substitution: Horn T60, 6ft SMA Cable

f MHz	SG reading (dBm)	Ant. Pol. (H/V)	Cable Loss (dB)	Antenna Gain (dBi)	EIRP (dBm)	Limit (dBm)	Delta (dB)	Notes
Low Ch								
2506.00	12.35	V	0.9	9.3	20.77	33.0	-12.2	
2506.00	14.96	H	0.9	9.3	23.38	33.0	-9.6	
Mid Ch								
2593.00	11.59	V	0.9	9.5	20.20	33.0	-12.8	
2593.00	15.91	H	0.9	9.5	24.52	33.0	-8.5	
High Ch								
2680.00	12.33	V	0.9	9.6	21.03	33.0	-12.0	
2680.00	16.58	H	0.9	9.6	25.28	33.0	-7.7	

This report shall not be reproduced except in full, without the written approval of UL Verification Services Inc.

Band

LTE41

15MHz

16QAM

High Frequency Substitution Measurement
UL Verification Services, Inc.

Company: LG
Project #: 15I20150
Date: 3/6/2015
Test Engineer: R.Z
Configuration: EUT ONLY
Location: Chamber G
Mode: LTE_16QAM Band 41 Fundamentals, 15MHz Bandwidth

Test Equipment:
Receiving: Horn T862, and Chamber G SMA Cables
Substitution: Horn T60, 6ft SMA Cable

f MHz	SG reading (dBm)	Ant. Pol. (H/V)	Cable Loss (dB)	Antenna Gain (dBi)	EIRP (dBm)	Limit (dBm)	Delta (dB)	Notes
Low Ch								
2503.50	10.75	V	0.9	9.3	19.17	33.0	-13.8	
2503.50	14.56	H	0.9	9.3	22.98	33.0	-10.0	
Mid Ch								
2593.00	13.83	V	0.9	9.5	22.44	33.0	-10.6	
2593.00	16.01	H	0.9	9.5	24.62	33.0	-8.4	
High Ch								
2682.50	12.03	V	0.9	9.6	20.73	33.0	-12.3	
2682.50	15.78	H	0.9	9.6	24.48	33.0	-8.5	

This report shall not be reproduced except in full, without the written approval of UL Verification Services Inc.

Band

LTE41

15MHz

QPSK

High Frequency Substitution Measurement
UL Verification Services, Inc.

Company: LG
Project #: 15I20150
Date: 3/6/2015
Test Engineer: R.Z
Configuration: EUT ONLY
Location: Chamber G
Mode: LTE_QPSK Band 41 Fundamentals, 15MHz Bandwidth

Test Equipment:
Receiving: Horn T862, and Chamber G SMA Cables
Substitution: Horn T60, 6ft SMA Cable

f MHz	SG reading (dBm)	Ant. Pol. (H/V)	Cable Loss (dB)	Antenna Gain (dBi)	EIRP (dBm)	Limit (dBm)	Delta (dB)	Notes
Low Ch								
2503.50	13.55	V	0.9	9.3	21.97	33.0	-11.0	
2503.50	14.96	H	0.9	9.3	23.38	33.0	-9.6	
Mid Ch								
2593.00	13.93	V	0.9	9.5	22.54	33.0	-10.5	
2593.00	16.31	H	0.9	9.5	24.92	33.0	-8.1	
High Ch								
2682.50	13.63	V	0.9	9.6	22.33	33.0	-10.7	
2682.50	17.38	H	0.9	9.6	26.08	33.0	-6.9	

UL VERIFICATION SERVICES INC. FORM NO: CCSUP4701I
47173 BENICIA STREET, FREMONT, CA 94538, USA TEL: (510) 771-1000 FAX: (510) 661-0888
This report shall not be reproduced except in full, without the written approval of UL Verification Services Inc.

Band

LTE41

10MHz

16QAM

High Frequency Substitution Measurement
UL Verification Services, Inc.

Company: LG
Project #: 15I20150
Date: 3/6/2015
Test Engineer: R.Z
Configuration: EUT ONLY
Location: Chamber G
Mode: LTE_16QAM Band 41 Fundamentals, 10MHz Bandwidth

Test Equipment:
Receiving: Horn T862, and Chamber G SMA Cables
Substitution: Horn T60, 6ft SMA Cable

f MHz	SG reading (dBm)	Ant. Pol. (H/V)	Cable Loss (dB)	Antenna Gain (dBi)	EIRP (dBm)	Limit (dBm)	Delta (dB)	Notes
Low Ch								
2501.00	12.15	V	0.9	9.3	20.57	33.0	-12.4	
2501.00	13.56	H	0.9	9.3	21.98	33.0	-11.0	
Mid Ch								
2593.00	10.83	V	0.9	9.5	19.44	33.0	-13.6	
2593.00	14.87	H	0.9	9.5	23.48	33.0	-9.5	
High Ch								
2685.00	13.93	V	0.9	9.6	22.63	33.0	-10.4	
2685.00	15.02	H	0.9	9.6	23.72	33.0	-9.3	

This report shall not be reproduced except in full, without the written approval of UL Verification Services Inc.

Band

LTE41

10MHz

QPSK

High Frequency Substitution Measurement
UL Verification Services, Inc.

Company: LG
Project #: 15I20150
Date: 3/6/2015
Test Engineer: R.Z
Configuration: EUT ONLY
Location: Chamber G
Mode: LTE_QPSK Band 41 Fundamentals, 10MHz Bandwidth

Test Equipment:
Receiving: Horn T862, and Chamber G SMA Cables
Substitution: Horn T60, 6ft SMA Cable

f MHz	SG reading (dBm)	Ant. Pol. (H/V)	Cable Loss (dB)	Antenna Gain (dBi)	EIRP (dBm)	Limit (dBm)	Delta (dB)	Notes
Low Ch								
2501.00	14.75	V	0.9	9.3	23.17	33.0	-9.8	
2501.00	16.10	H	0.9	9.3	24.52	33.0	-8.5	
Mid Ch								
2593.00	12.68	V	0.9	9.5	21.29	33.0	-11.7	
2593.00	15.51	H	0.9	9.5	24.12	33.0	-8.9	
High Ch								
2685.00	12.93	V	0.9	9.6	21.63	33.0	-11.4	
2685.00	15.08	H	0.9	9.6	23.78	33.0	-9.2	

UL VERIFICATION SERVICES INC. FORM NO: CCSUP4701I
47173 BENICIA STREET, FREMONT, CA 94538, USA TEL: (510) 771-1000 FAX: (510) 661-0888
This report shall not be reproduced except in full, without the written approval of UL Verification Services Inc.

Band

LTE41

5MHz

16QAM

High Frequency Substitution Measurement
UL Verification Services, Inc.

Company: LG
Project #: 15I20150
Date: 3/6/2015
Test Engineer: R.Z
Configuration: EUT ONLY
Location: Chamber G
Mode: LTE_16QAM Band 41 Fundamentals, 5MHz Bandwidth

Test Equipment:
Receiving: Horn T862, and Chamber G SMA Cables
Substitution: Horn T60, 6ft SMA Cable

f MHz	SG reading (dBm)	Ant. Pol. (H/V)	Cable Loss (dB)	Antenna Gain (dBi)	EIRP (dBm)	Limit (dBm)	Delta (dB)	Notes
Low Ch								
2498.50	9.32	V	0.9	9.3	17.74	33.0	-15.3	
2498.50	15.06	H	0.9	9.3	23.48	33.0	-9.5	
Mid Ch								
2593.00	12.83	V	0.9	9.5	21.44	33.0	-11.6	
2593.00	15.51	H	0.9	9.5	24.12	33.0	-8.9	
High Ch								
2687.50	13.33	V	0.9	9.6	22.03	33.0	-11.0	
2687.50	16.28	H	0.9	9.6	24.98	33.0	-8.0	

UL VERIFICATION SERVICES INC. FORM NO: CCSUP4701I
47173 BENICIA STREET, FREMONT, CA 94538, USA TEL: (510) 771-1000 FAX: (510) 661-0888
This report shall not be reproduced except in full, without the written approval of UL Verification Services Inc.

Band

LTE41

5MHz

QPSK

High Frequency Substitution Measurement
UL Verification Services, Inc.

Company: LG
Project #: 15I20150
Date: 3/6/2015
Test Engineer: R.Z
Configuration: EUT ONLY
Location: Chamber G
Mode: LTE_QPSK Band 41 Fundamentals, 5MHz Bandwidth

Test Equipment:
Receiving: Horn T862, and Chamber G SMA Cables
Substitution: Horn T60, 6ft SMA Cable

f MHz	SG reading (dBm)	Ant. Pol. (H/V)	Cable Loss (dB)	Antenna Gain (dBi)	EIRP (dBm)	Limit (dBm)	Delta (dB)	Notes
Low Ch								
2498.50	8.55	V	0.9	9.3	16.97	33.0	-16.0	
2498.50	15.56	H	0.9	9.3	23.98	33.0	-9.0	
Mid Ch								
2593.00	13.29	V	0.9	9.5	21.90	33.0	-11.1	
2593.00	16.08	H	0.9	9.5	24.69	33.0	-8.3	
High Ch								
2687.50	13.93	V	0.9	9.6	22.63	33.0	-10.4	
2687.50	16.93	H	0.9	9.6	25.63	33.0	-7.4	

This report shall not be reproduced except in full, without the written approval of UL Verification Services Inc.

LTE Band 26

Band

LTE26

15MHz

16QAM

High Frequency Substitution Measurement
UL Verification Services, Inc.

Company: LG Electronics
Project #: 15I20150
Date: 3/9/2015
Test Engineer: R.Z
Configuration: EUT Only
Location: Chamber G
Mode: LTE_16QAM Band 26 Fundamentals, 15MHz Bandwidth

Test Equipment:
Receiving: Hybrid T899, and Chamber G SMA Cables
Substitution: Dipole T273, 6ft SMA Cable

f MHz	SG reading (dBm)	Ant. Pol. (H/V)	Cable Loss (dB)	Antenna Gain (dBd)	ERP (dBm)	Limit (dBm)	Delta (dB)	Notes
Low Ch								
831.50	14.40	V	0.9	0.0	13.50	50.0	-36.5	
831.50	20.89	H	0.9	0.0	19.99	50.0	-30.0	
Mid Ch								
836.50	14.58	V	0.9	0.0	13.68	50.0	-36.3	
836.50	20.86	H	0.9	0.0	19.96	50.0	-30.0	
High Ch								
841.50	15.26	V	0.9	0.0	14.36	50.0	-35.6	
841.50	22.08	H	0.9	0.0	21.18	50.0	-28.8	

UL VERIFICATION SERVICES INC. FORM NO: CCSUP4701I
47173 BENICIA STREET, FREMONT, CA 94538, USA TEL: (510) 771-1000 FAX: (510) 661-0888

This report shall not be reproduced except in full, without the written approval of UL Verification Services Inc.

Band

LTE26

15MHz

QPSK

High Frequency Substitution Measurement
UL Verification Services, Inc.

Company: LG Electronics
Project #: 15I20150
Date: 3/9/2015
Test Engineer: R.Z
Configuration: EUT Only
Location: Chamber G
Mode: LTE_QPSK Band 26 Fundamentals, 15MHz Bandwidth

Test Equipment:
Receiving: Hybrid T899, and Chamber G SMA Cables
Substitution: Dipole T273, 6ft SMA Cable

f MHz	SG reading (dBm)	Ant. Pol. (H/V)	Cable Loss (dB)	Antenna Gain (dBd)	ERP (dBm)	Limit (dBm)	Delta (dB)	Notes
Low Ch								
831.50	15.32	V	0.9	0.0	14.42	50.0	-35.6	
831.50	21.23	H	0.9	0.0	20.33	50.0	-29.7	
Mid Ch								
836.50	15.58	V	0.9	0.0	14.68	50.0	-35.3	
836.50	21.51	H	0.9	0.0	20.61	50.0	-29.4	
High Ch								
841.50	16.14	V	0.9	0.0	15.24	50.0	-34.8	
841.50	22.35	H	0.9	0.0	21.45	50.0	-28.6	

UL VERIFICATION SERVICES INC. FORM NO: CCSUP4701I
47173 BENICIA STREET, FREMONT, CA 94538, USA TEL: (510) 771-1000 FAX: (510) 661-0888
This report shall not be reproduced except in full, without the written approval of UL Verification Services Inc.

Band

LTE26

10MHz

16QAM

High Frequency Substitution Measurement
UL Verification Services, Inc.

Company: LG Electronics
Project #: 15I20150
Date: 3/9/2015
Test Engineer: R.Z
Configuration: EUT Only
Location: Chamber G
Mode: LTE_16QAM Band 26 Fundamentals, 10MHz Bandwidth

Test Equipment:
Receiving: Hybrid T899, and Chamber G SMA Cables
Substitution: Dipole T273, 6ft SMA Cable

f MHz	SG reading (dBm)	Ant. Pol. (H/V)	Cable Loss (dB)	Antenna Gain (dBd)	ERP (dBm)	Limit (dBm)	Delta (dB)	Notes
Low Ch								
819.00	15.10	V	0.9	0.0	14.20	50.0	-35.8	
819.00	20.72	H	0.9	0.0	19.82	50.0	-30.2	
Mid Ch								
831.50	14.38	V	0.9	0.0	13.48	50.0	-36.5	
831.50	20.53	H	0.9	0.0	19.63	50.0	-30.4	
High Ch								
844.00	15.66	V	0.9	0.0	14.76	50.0	-35.2	
844.00	22.50	H	0.9	0.0	21.60	50.0	-28.4	

UL VERIFICATION SERVICES INC. FORM NO: CCSUP4701I
47173 BENICIA STREET, FREMONT, CA 94538, USA TEL: (510) 771-1000 FAX: (510) 661-0888
This report shall not be reproduced except in full, without the written approval of UL Verification Services Inc.

Band

LTE26

10MHz

QPSK

High Frequency Substitution Measurement
UL Verification Services, Inc.

Company: LG Electronics
Project #: 15I20150
Date: 3/9/2015
Test Engineer: R.Z
Configuration: EUT Only
Location: Chamber G
Mode: LTE_QPSK Band 26 Fundamentals, 10MHz Bandwidth

Test Equipment:
Receiving: Hybrid T899, and Chamber G SMA Cables
Substitution: Dipole T273, 6ft SMA Cable

f MHz	SG reading (dBm)	Ant. Pol. (H/V)	Cable Loss (dB)	Antenna Gain (dBd)	ERP (dBm)	Limit (dBm)	Delta (dB)	Notes
Low Ch								
819.00	15.58	V	0.9	0.0	14.68	50.0	-35.3	
819.00	21.03	H	0.9	0.0	20.13	50.0	-29.9	
Mid Ch								
831.50	15.38	V	0.9	0.0	14.48	50.0	-35.5	
831.50	21.20	H	0.9	0.0	20.30	50.0	-29.7	
High Ch								
844.00	16.36	V	0.9	0.0	15.46	50.0	-34.5	
844.00	22.80	H	0.9	0.0	21.90	50.0	-28.1	

UL VERIFICATION SERVICES INC. FORM NO: CCSUP4701I
47173 BENICIA STREET, FREMONT, CA 94538, USA TEL: (510) 771-1000 FAX: (510) 661-0888
This report shall not be reproduced except in full, without the written approval of UL Verification Services Inc.

Band

LTE26

5MHz

16QAM

High Frequency Substitution Measurement
UL Verification Services, Inc.

Company: LG Electronics
Project #: 15I20150
Date: 3/9/2015
Test Engineer: R.Z
Configuration: EUT Only
Location: Chamber G
Mode: LTE_16QAM Band 26 Fundamentals, 5MHz Bandwidth

Test Equipment:
Receiving: Hybrid T899, and Chamber G SMA Cables
Substitution: Dipole T273, 6ft SMA Cable

f MHz	SG reading (dBm)	Ant. Pol. (H/V)	Cable Loss (dB)	Antenna Gain (dBd)	ERP (dBm)	Limit (dBm)	Delta (dB)	Notes
Low Ch								
816.50	13.90	V	0.9	0.0	13.00	50.0	-37.0	
816.50	19.87	H	0.9	0.0	18.97	50.0	-31.0	
Mid Ch								
831.50	14.08	V	0.9	0.0	13.18	50.0	-36.8	
831.50	19.90	H	0.9	0.0	19.00	50.0	-31.0	
High Ch								
846.50	15.06	V	0.9	0.0	14.16	50.0	-35.8	
846.50	21.58	H	0.9	0.0	20.68	50.0	-29.3	

UL VERIFICATION SERVICES INC. FORM NO: CCSUP4701I
47173 BENICIA STREET, FREMONT, CA 94538, USA TEL: (510) 771-1000 FAX: (510) 661-0888
This report shall not be reproduced except in full, without the written approval of UL Verification Services Inc.

Band

LTE26

5MHz

QPSK

High Frequency Substitution Measurement
UL Verification Services, Inc.

Company: LG Electronics
Project #: 15I20150
Date: 3/9/2015
Test Engineer: R.Z
Configuration: EUT Only
Location: Chamber G
Mode: LTE_QPSK Band 26 Fundamentals, 5MHz Bandwidth

Test Equipment:
Receiving: Hybrid T899, and Chamber G SMA Cables
Substitution: Dipole T273, 6ft SMA Cable

f MHz	SG reading (dBm)	Ant. Pol. (H/V)	Cable Loss (dB)	Antenna Gain (dBd)	ERP (dBm)	Limit (dBm)	Delta (dB)	Notes
Low Ch								
816.50	15.15	V	0.9	0.0	14.25	50.0	-35.8	
816.50	21.17	H	0.9	0.0	20.27	50.0	-29.7	
Mid Ch								
831.50	15.25	V	0.9	0.0	14.35	50.0	-35.7	
831.50	21.00	H	0.9	0.0	20.10	50.0	-29.9	
High Ch								
846.50	15.71	V	0.9	0.0	14.81	50.0	-35.2	
846.50	22.66	H	0.9	0.0	21.76	50.0	-28.2	

This report shall not be reproduced except in full, without the written approval of UL Verification Services Inc.

Band

LTE26

3MHz

16QAM

High Frequency Substitution Measurement
UL Verification Services, Inc.

Company: LG Electronics
Project #: 15I20150
Date: 3/9/2015
Test Engineer: R.Z
Configuration: EUT Only
Location: Chamber G
Mode: LTE_16QAM Band 26 Fundamentals, 3MHz Bandwidth

Test Equipment:
Receiving: Hybrid T899, and Chamber G SMA Cables
Substitution: Dipole T273, 6ft SMA Cable

f MHz	SG reading (dBm)	Ant. Pol. (H/V)	Cable Loss (dB)	Antenna Gain (dBd)	ERP (dBm)	Limit (dBm)	Delta (dB)	Notes
Low Ch								
815.50	14.90	V	0.9	0.0	14.00	50.0	-36.0	
815.50	20.55	H	0.9	0.0	19.65	50.0	-30.4	
Mid Ch								
831.50	15.20	V	0.9	0.0	14.30	50.0	-35.7	
831.50	20.80	H	0.9	0.0	19.90	50.0	-30.1	
High Ch								
847.50	15.66	V	0.9	0.0	14.76	50.0	-35.2	
847.50	21.55	H	0.9	0.0	20.65	50.0	-29.4	

This report shall not be reproduced except in full, without the written approval of UL Verification Services Inc.

Band

LTE26

3MHz

QPSK

High Frequency Substitution Measurement
UL Verification Services, Inc.

Company: LG Electronics
Project #: 15I20150
Date: 3/9/2015
Test Engineer: R.Z
Configuration: EUT Only
Location: Chamber G
Mode: LTE_QPSK Band 26 Fundamentals, 3MHz Bandwidth

Test Equipment:
Receiving: Hybrid T899, and Chamber G SMA Cables
Substitution: Dipole T273, 6ft SMA Cable

f MHz	SG reading (dBm)	Ant. Pol. (H/V)	Cable Loss (dB)	Antenna Gain (dBd)	ERP (dBm)	Limit (dBm)	Delta (dB)	Notes
Low Ch								
815.50	15.20	V	0.9	0.0	14.30	50.0	-35.7	
815.50	20.93	H	0.9	0.0	20.03	50.0	-30.0	
Mid Ch								
831.50	15.68	V	0.9	0.0	14.78	50.0	-35.2	
831.50	21.60	H	0.9	0.0	20.70	50.0	-29.3	
High Ch								
847.50	16.28	V	0.9	0.0	15.38	50.0	-34.6	
847.50	22.65	H	0.9	0.0	21.75	50.0	-28.3	

UL VERIFICATION SERVICES INC. FORM NO: CCSUP4701I
47173 BENICIA STREET, FREMONT, CA 94538, USA TEL: (510) 771-1000 FAX: (510) 661-0888
This report shall not be reproduced except in full, without the written approval of UL Verification Services Inc.

Band

LTE26

1.4MHz

16QAM

High Frequency Substitution Measurement
UL Verification Services, Inc.

Company: LG Electronics
Project #: 15I20150
Date: 3/9/2015
Test Engineer: R.Z
Configuration: EUT Only
Location: Chamber G
Mode: LTE_16QAM Band 26 Fundamentals, 1.4MHz Bandwidth

Test Equipment:
Receiving: Hybrid T899, and Chamber G SMA Cables
Substitution: Dipole T273, 6ft SMA Cable

f MHz	SG reading (dBm)	Ant. Pol. (H/V)	Cable Loss (dB)	Antenna Gain (dBd)	ERP (dBm)	Limit (dBm)	Delta (dB)	Notes
Low Ch								
814.70	15.06	V	0.9	0.0	14.16	50.0	-35.8	
814.70	21.05	H	0.9	0.0	20.15	50.0	-29.9	
Mid Ch								
831.50	15.16	V	0.9	0.0	14.26	50.0	-35.7	
831.50	21.02	H	0.9	0.0	20.12	50.0	-29.9	
High Ch								
848.30	15.93	V	0.9	0.0	15.03	50.0	-35.0	
848.30	23.00	H	0.9	0.0	22.10	50.0	-27.9	

UL VERIFICATION SERVICES INC. FORM NO: CCSUP4701I
47173 BENICIA STREET, FREMONT, CA 94538, USA TEL: (510) 771-1000 FAX: (510) 661-0888
This report shall not be reproduced except in full, without the written approval of UL Verification Services Inc.

Band

LTE26

1.4MHz

QPSK

High Frequency Substitution Measurement
UL Verification Services, Inc.

Company: LG Electronics
Project #: 15I20150
Date: 3/9/2015
Test Engineer: R.Z
Configuration: EUT Only
Location: Chamber G
Mode: LTE_QPSK Band 26 Fundamentals, 1.4MHz Bandwidth

Test Equipment:
Receiving: Hybrid T899, and Chamber G SMA Cables
Substitution: Dipole T273, 6ft SMA Cable

f MHz	SG reading (dBm)	Ant. Pol. (H/V)	Cable Loss (dB)	Antenna Gain (dBd)	ERP (dBm)	Limit (dBm)	Delta (dB)	Notes
Low Ch								
814.70	15.10	V	0.9	0.0	14.20	50.0	-35.8	
814.70	21.17	H	0.9	0.0	20.27	50.0	-29.7	
Mid Ch								
831.50	15.41	V	0.9	0.0	14.51	50.0	-35.5	
831.50	21.00	H	0.9	0.0	20.10	50.0	-29.9	
High Ch								
848.30	16.10	V	0.9	0.0	15.20	50.0	-34.8	
848.30	22.88	H	0.9	0.0	21.98	50.0	-28.0	

UL VERIFICATION SERVICES INC. FORM NO: CCSUP4701I
47173 BENICIA STREET, FREMONT, CA 94538, USA TEL: (510) 771-1000 FAX: (510) 661-0888
This report shall not be reproduced except in full, without the written approval of UL Verification Services Inc.

LTE Band 25

Band

LTE25

20MHz

16QAM

High Frequency Substitution Measurement
UL Verification Services, Inc.

Company: LG
Project #: 15I20150
Date: 3/6/2015
Test Engineer: R.Z
Configuration: EUT Only
Location: Chamber G
Mode: LTE_16QAM Band 25 Fundamentals, 20MHz Bandwidth

Test Equipment:
Receiving: Horn T862, and Chamber G SMA Cables
Substitution: Horn T60, 4ft SMA Cable

f MHz	SG reading (dBm)	Ant. Pol. (H/V)	Cable Loss (dB)	Antenna Gain (dBi)	EIRP (dBm)	Limit (dBm)	Delta (dB)	Notes
Low Ch								
1860.00	14.70	V	0.9	9.2	23.04	33.0	-10.0	
1860.00	15.77	H	0.9	9.2	24.11	33.0	-8.9	
Mid Ch								
1882.50	15.28	V	0.9	9.1	23.52	33.0	-9.5	
1882.50	15.72	H	0.9	9.1	23.96	33.0	-9.0	
High Ch								
1905.00	14.55	V	0.9	9.0	22.70	33.0	-10.3	
1905.00	16.59	H	0.9	9.0	24.74	33.0	-8.3	

This report shall not be reproduced except in full, without the written approval of UL Verification Services Inc.

Band

LTE25

20MHz

QPSK

High Frequency Substitution Measurement
UL Verification Services, Inc.

Company: LG
Project #: 15I20150
Date: 3/6/2015
Test Engineer: R.Z
Configuration: EUT Only
Location: Chamber G
Mode: LTE_QPSK Band 25 Fundamentals, 20MHz Bandwidth

Test Equipment:
Receiving: Horn T862, and Chamber G SMA Cables
Substitution: Horn T60, 4ft SMA Cable

f MHz	SG reading (dBm)	Ant. Pol. (H/V)	Cable Loss (dB)	Antenna Gain (dBi)	EIRP (dBm)	Limit (dBm)	Delta (dB)	Notes
Low Ch								
1860.00	15.68	V	0.9	9.2	24.02	33.0	-9.0	
1860.00	16.86	H	0.9	9.2	25.20	33.0	-7.8	
Mid Ch								
1882.50	16.05	V	0.9	9.1	24.29	33.0	-8.7	
1882.50	16.83	H	0.9	9.1	25.07	33.0	-7.9	
High Ch								
1905.00	15.47	V	0.9	9.0	23.62	33.0	-9.4	
1905.00	17.41	H	0.9	9.0	25.56	33.0	-7.4	

This report shall not be reproduced except in full, without the written approval of UL Verification Services Inc.

Band

LTE25

15MHz

16QAM

High Frequency Substitution Measurement
UL Verification Services, Inc.

Company: LG
Project #: 15I20150
Date: 3/6/2015
Test Engineer: R.Z
Configuration: EUT Only
Location: Chamber G
Mode: LTE_16QAM Band 25 Fundamentals, 15MHz Bandwidth

Test Equipment:
Receiving: Horn T1345, and Chamber B SMA Cables
Substitution: Horn T59, 4ft SMA Cable

f MHz	SG reading (dBm)	Ant. Pol. (H/V)	Cable Loss (dB)	Antenna Gain (dBi)	EIRP (dBm)	Limit (dBm)	Delta (dB)	Notes
Low Ch								
1857.50	16.72	V	0.9	9.2	25.06	33.0	-7.9	
1857.50	16.30	H	0.9	9.2	24.64	33.0	-8.4	
Mid Ch								
1882.50	16.80	V	0.9	9.1	25.04	33.0	-8.0	
1882.50	16.78	H	0.9	9.1	25.02	33.0	-8.0	
High Ch								
1907.50	16.30	V	0.9	9.0	24.45	33.0	-8.6	
1907.50	16.60	H	0.9	9.0	24.75	33.0	-8.3	

UL VERIFICATION SERVICES INC. FORM NO: CCSUP4701I
47173 BENICIA STREET, FREMONT, CA 94538, USA TEL: (510) 771-1000 FAX: (510) 661-0888
This report shall not be reproduced except in full, without the written approval of UL Verification Services Inc.

Band

LTE25

15MHz

QPSK

High Frequency Substitution Measurement
UL Verification Services, Inc.

Company: LG
Project #: 15I20150
Date: 3/6/2015
Test Engineer: R.Z
Configuration: EUT Only
Location: Chamber G
Mode: LTE_QPSK Band 25 Fundamentals, 15MHz Bandwidth

Test Equipment:
Receiving: Horn T862, and Chamber G SMA Cables
Substitution: Horn T60, 4ft SMA Cable

f MHz	SG reading (dBm)	Ant. Pol. (H/V)	Cable Loss (dB)	Antenna Gain (dBi)	EIRP (dBm)	Limit (dBm)	Delta (dB)	Notes
Low Ch								
1857.50	15.92	V	0.9	9.2	24.26	33.0	-8.7	
1857.50	16.90	H	0.9	9.2	25.24	33.0	-7.8	
Mid Ch								
1882.50	16.00	V	0.9	9.1	24.24	33.0	-8.8	
1882.50	17.08	H	0.9	9.1	25.32	33.0	-7.7	
High Ch								
1907.50	16.60	V	0.9	9.0	24.75	33.0	-8.3	
1907.50	17.36	H	0.9	9.0	25.51	33.0	-7.5	

UL VERIFICATION SERVICES INC. FORM NO: CCSUP4701I
47173 BENICIA STREET, FREMONT, CA 94538, USA TEL: (510) 771-1000 FAX: (510) 661-0888
This report shall not be reproduced except in full, without the written approval of UL Verification Services Inc.

Band

LTE25

10MHz

16QAM

High Frequency Substitution Measurement
UL Verification Services, Inc.

Company: LG
Project #: 15I20150
Date: 3/6/2015
Test Engineer: R.Z
Configuration: EUT Only
Location: Chamber G
Mode: LTE_16QAM Band 25 Fundamentals, 10MHz Bandwidth

Test Equipment:
Receiving: Horn T862, and Chamber G SMA Cables
Substitution: Horn T60, 4ft SMA Cable

f MHz	SG reading (dBm)	Ant. Pol. (H/V)	Cable Loss (dB)	Antenna Gain (dBi)	EIRP (dBm)	Limit (dBm)	Delta (dB)	Notes
Low Ch								
1855.00	14.27	V	0.9	9.2	22.61	33.0	-10.4	
1855.00	15.50	H	0.9	9.2	23.84	33.0	-9.2	
Mid Ch								
1882.50	14.82	V	0.9	9.1	23.06	33.0	-9.9	
1882.50	16.88	H	0.9	9.1	25.12	33.0	-7.9	
High Ch								
1910.00	15.10	V	0.9	9.0	23.25	33.0	-9.8	
1910.00	16.64	H	0.9	9.0	24.79	33.0	-8.2	

This report shall not be reproduced except in full, without the written approval of UL Verification Services Inc.

Band

LTE25

10MHz

QPSK

High Frequency Substitution Measurement
UL Verification Services, Inc.

Company: LG
Project #: 15I20150
Date: 3/5/2015
Test Engineer: R.Z
Configuration: EUT Only
Location: Chamber G
Mode: LTE_QPSK Band 25 Fundamentals, 10MHz Bandwidth

Test Equipment:
Receiving: Horn T862, and Chamber G SMA Cables
Substitution: Horn T60, 4ft SMA Cable

f MHz	SG reading (dBm)	Ant. Pol. (H/V)	Cable Loss (dB)	Antenna Gain (dBi)	EIRP (dBm)	Limit (dBm)	Delta (dB)	Notes
Low Ch								
1855.00	15.12	V	0.9	9.2	23.46	33.0	-9.5	
1855.00	16.50	H	0.9	9.2	24.84	33.0	-8.2	
Mid Ch								
1882.50	15.75	V	0.9	9.1	23.99	33.0	-9.0	
1882.50	17.58	H	0.9	9.1	25.82	33.0	-7.2	
High Ch								
1910.00	15.60	V	0.9	9.0	23.75	33.0	-9.3	
1910.00	17.30	H	0.9	9.0	25.45	33.0	-7.6	

UL VERIFICATION SERVICES INC. FORM NO: CCSUP4701I
47173 BENICIA STREET, FREMONT, CA 94538, USA TEL: (510) 771-1000 FAX: (510) 661-0888
This report shall not be reproduced except in full, without the written approval of UL Verification Services Inc.

Band

LTE25

5MHz

16QAM

High Frequency Substitution Measurement
UL Verification Services, Inc.

Company: LG
Project #: 15I20150
Date: 3/6/2015
Test Engineer: R.Z
Configuration: EUT Only
Location: Chamber G
Mode: LTE_16QAM Band 25 Fundamentals, 5MHz Bandwidth

Test Equipment:
Receiving: Horn T862, and Chamber G SMA Cables
Substitution: Horn T60, 4ft SMA Cable

f MHz	SG reading (dBm)	Ant. Pol. (H/V)	Cable Loss (dB)	Antenna Gain (dBi)	EIRP (dBm)	Limit (dBm)	Delta (dB)	Notes
Low Ch								
1852.50	15.32	V	0.9	9.2	23.66	33.0	-9.3	
1852.50	14.95	H	0.9	9.2	23.29	33.0	-9.7	
Mid Ch								
1882.50	14.70	V	0.9	9.1	22.94	33.0	-10.1	
1882.50	16.34	H	0.9	9.1	24.58	33.0	-8.4	
High Ch								
1912.50	14.60	V	0.9	9.0	22.75	33.0	-10.3	
1912.50	15.00	H	0.9	9.0	23.15	33.0	-9.9	

This report shall not be reproduced except in full, without the written approval of UL Verification Services Inc.

Band

LTE25

5MHz

QPSK

High Frequency Substitution Measurement
UL Verification Services, Inc.

Company: LG
Project #: 15I20150
Date: 3/6/2015
Test Engineer: R.Z
Configuration: EUT Only
Location: Chamber G
Mode: LTE_QPSK Band 25 Fundamentals, 5MHz Bandwidth

Test Equipment:
Receiving: Horn T862, and Chamber G SMA Cables
Substitution: Horn T60, 4ft SMA Cable

f MHz	SG reading (dBm)	Ant. Pol. (H/V)	Cable Loss (dB)	Antenna Gain (dBi)	EIRP (dBm)	Limit (dBm)	Delta (dB)	Notes
Low Ch								
1852.50	15.92	V	0.9	9.2	24.26	33.0	-8.7	
1852.50	16.30	H	0.9	9.2	24.64	33.0	-8.4	
Mid Ch								
1882.50	15.34	V	0.9	9.1	23.58	33.0	-9.4	
1882.50	16.68	H	0.9	9.1	24.92	33.0	-8.1	
High Ch								
1912.50	15.54	V	0.9	9.0	23.69	33.0	-9.3	
1912.50	16.30	H	0.9	9.0	24.45	33.0	-8.6	

UL VERIFICATION SERVICES INC. FORM NO: CCSUP4701I
47173 BENICIA STREET, FREMONT, CA 94538, USA TEL: (510) 771-1000 FAX: (510) 661-0888
This report shall not be reproduced except in full, without the written approval of UL Verification Services Inc.

Band

LTE25

3MHz

16QAM

High Frequency Substitution Measurement
UL Verification Services, Inc.

Company: LG
Project #: 15I20150
Date: 3/6/2015
Test Engineer: R.Z
Configuration: EUT Only
Location: Chamber G
Mode: LTE_16QAM Band 25 Fundamentals, 3MHz Bandwidth

Test Equipment:
Receiving: Horn T862, and Chamber G SMA Cables
Substitution: Horn T60, 4ft SMA Cable

f MHz	SG reading (dBm)	Ant. Pol. (H/V)	Cable Loss (dB)	Antenna Gain (dBi)	EIRP (dBm)	Limit (dBm)	Delta (dB)	Notes
Low Ch								
1851.50	15.71	V	0.9	9.2	24.05	33.0	-9.0	
1851.50	16.04	H	0.9	9.2	24.38	33.0	-8.6	
Mid Ch								
1882.50	14.67	V	0.9	9.1	22.91	33.0	-10.1	
1882.50	16.38	H	0.9	9.1	24.62	33.0	-8.4	
High Ch								
1913.50	14.40	V	0.9	9.0	22.55	33.0	-10.5	
1913.50	16.10	H	0.9	9.0	24.25	33.0	-8.8	

UL VERIFICATION SERVICES INC. FORM NO: CCSUP4701I
47173 BENICIA STREET, FREMONT, CA 94538, USA TEL: (510) 771-1000 FAX: (510) 661-0888
This report shall not be reproduced except in full, without the written approval of UL Verification Services Inc.

Band

LTE25

3MHz

QPSK

High Frequency Substitution Measurement
UL Verification Services, Inc.

Company: LG
Project #: 15I20150
Date: 3/6/2015
Test Engineer: R.Z
Configuration: EUT Only
Location: Chamber G
Mode: LTE_QPSK Band 25 Fundamentals, 3MHz Bandwidth

Test Equipment:
Receiving: Horn T862, and Chamber G SMA Cables
Substitution: Horn T60, 4ft SMA Cable

f MHz	SG reading (dBm)	Ant. Pol. (H/V)	Cable Loss (dB)	Antenna Gain (dBi)	EIRP (dBm)	Limit (dBm)	Delta (dB)	Notes
Low Ch								
1851.50	16.30	V	0.9	9.2	24.64	33.0	-8.4	
1851.50	16.40	H	0.9	9.2	24.74	33.0	-8.3	
Mid Ch								
1882.50	15.46	V	0.9	9.1	23.70	33.0	-9.3	
1882.50	16.91	H	0.9	9.1	25.15	33.0	-7.8	
High Ch								
1913.50	15.20	V	0.9	9.0	23.35	33.0	-9.7	
1913.50	16.50	H	0.9	9.0	24.65	33.0	-8.4	

This report shall not be reproduced except in full, without the written approval of UL Verification Services Inc.

Band

LTE25

1.4MHz

16QAM

High Frequency Substitution Measurement
UL Verification Services, Inc.

Company: LG
Project #: 15I20150
Date: 3/6/2015
Test Engineer: R.Z
Configuration: EUT Only
Location: Chamber G
Mode: LTE_16QAM Band 25 Fundamentals, 1.4MHz Bandwidth

Test Equipment:
Receiving: Horn T862, and Chamber G SMA Cables
Substitution: Horn T60, 4ft SMA Cable

f MHz	SG reading (dBm)	Ant. Pol. (H/V)	Cable Loss (dB)	Antenna Gain (dBi)	EIRP (dBm)	Limit (dBm)	Delta (dB)	Notes
Low Ch								
1850.70	15.82	V	0.9	9.2	24.16	33.0	-8.8	
1850.70	16.20	H	0.9	9.2	24.54	33.0	-8.5	
Mid Ch								
1882.50	15.10	V	0.9	9.1	23.34	33.0	-9.7	
1882.50	16.72	H	0.9	9.1	24.96	33.0	-8.0	
High Ch								
1914.70	16.50	V	0.9	9.0	24.65	33.0	-8.4	
1914.70	17.20	H	0.9	9.0	25.35	33.0	-7.7	

UL VERIFICATION SERVICES INC. FORM NO: CCSUP4701I
47173 BENICIA STREET, FREMONT, CA 94538, USA TEL: (510) 771-1000 FAX: (510) 661-0888
This report shall not be reproduced except in full, without the written approval of UL Verification Services Inc.

Band

LTE25

1.4MHz

QPSK

High Frequency Substitution Measurement
UL Verification Services, Inc.

Company: LG
Project #: 15I20150
Date: 3/6/2015
Test Engineer: R.Z
Configuration: EUT Only
Location: Chamber G
Mode: LTE_QPSK Band 25 Fundamentals, 1.4MHz Bandwidth

Test Equipment:
Receiving: Horn T862, and Chamber G SMA Cables
Substitution: Horn T60, 4ft SMA Cable

f MHz	SG reading (dBm)	Ant. Pol. (H/V)	Cable Loss (dB)	Antenna Gain (dBi)	EIRP (dBm)	Limit (dBm)	Delta (dB)	Notes
Low Ch								
1850.70	16.04	V	0.9	9.2	24.38	33.0	-8.6	
1850.70	16.47	H	0.9	9.2	24.81	33.0	-8.2	
Mid Ch								
1882.50	15.42	V	0.9	9.1	23.66	33.0	-9.3	
1882.50	16.92	H	0.9	9.1	25.16	33.0	-7.8	
High Ch								
1914.70	16.80	V	0.9	9.0	24.95	33.0	-8.1	
1914.70	17.60	H	0.9	9.0	25.75	33.0	-7.3	

This report shall not be reproduced except in full, without the written approval of UL Verification Services Inc.

LTE Band 12

Band

LTE12

10MHz

16QAM

High Frequency Substitution Measurement
UL Verification Services, Inc.

Company: LG Electronics
Project #: 15I20150
Date: 3/9/2015
Test Engineer: R.Z
Configuration: EUT only
Location: Chamber G
Mode: LTE_16QAM Band 12 Fundamentals, 10MHz Bandwidth

Test Equpment:
Receiving: Hybrid T899, and Chamber G SMA Cables
Substitution: Dipole T273, 6ft SMA Cable

f MHz	SG reading (dBm)	Ant. Pol. (H/V)	Cable Loss (dB)	Antenna Gain (dBd)	ERP (dBm)	Limit (dBm)	Delta (dB)	Notes
Low Ch								
704.00	11.00	V	0.9	0.0	10.10	34.8	-24.7	
704.00	19.24	H	0.9	0.0	18.34	34.8	-16.4	
Mid Ch								
707.50	11.14	V	0.9	0.0	10.24	34.8	-24.5	
707.50	19.60	H	0.9	0.0	18.70	34.8	-16.1	
High Ch								
711.00	12.20	V	0.9	0.0	11.30	34.8	-23.5	
711.00	19.48	H	0.9	0.0	18.58	34.8	-16.2	

This report shall not be reproduced except in full, without the written approval of UL Verification Services Inc.

Band

LTE12

10MHz

QPSK

High Frequency Substitution Measurement
UL Verification Services, Inc.

Company: LG Electronics
Project #: 15I20150
Date: 3/9/2015
Test Engineer: R.Z
Configuration: EUT only
Location: Chamber G
Mode: LTE_QPSK Band 12 Fundamentals, 10MHz Bandwidth

Test Equpment:
Receiving: Hybrid T899, and Chamber G SMA Cables
Substitution: Dipole T273, 6ft SMA Cable

f MHz	SG reading (dBm)	Ant. Pol. (H/V)	Cable Loss (dB)	Antenna Gain (dBd)	ERP (dBm)	Limit (dBm)	Delta (dB)	Notes
Low Ch								
704.00	11.64	V	0.9	0.0	10.74	34.8	-24.0	
704.00	19.56	H	0.9	0.0	18.66	34.8	-16.1	
Mid Ch								
707.50	11.82	V	0.9	0.0	10.92	34.8	-23.9	
707.50	20.20	H	0.9	0.0	19.30	34.8	-15.5	
High Ch								
711.00	12.70	V	0.9	0.0	11.80	34.8	-23.0	
711.00	20.30	H	0.9	0.0	19.40	34.8	-15.4	

This report shall not be reproduced except in full, without the written approval of UL Verification Services Inc.

Band

LTE12

5MHz

16QAM

High Frequency Substitution Measurement
UL Verification Services, Inc.

Company: LG Electronics
Project #: 15I20150
Date: 3/9/2015
Test Engineer: R.Z
Configuration: EUT only
Location: Chamber G
Mode: LTE_16QAM Band 12 Fundamentals, 5MHz Bandwidth

Test Equpment:
Receiving: Hybrid T899, and Chamber G SMA Cables
Substitution: Dipole T273, 6ft SMA Cable

f MHz	SG reading (dBm)	Ant. Pol. (H/V)	Cable Loss (dB)	Antenna Gain (dBd)	ERP (dBm)	Limit (dBm)	Delta (dB)	Notes
Low Ch								
701.50	10.06	V	0.9	0.0	9.16	34.8	-25.6	
701.50	18.28	H	0.9	0.0	17.38	34.8	-17.4	
Mid Ch								
707.50	10.75	V	0.9	0.0	9.85	34.8	-24.9	
707.50	18.70	H	0.9	0.0	17.80	34.8	-17.0	
High Ch								
713.50	11.44	V	0.9	0.0	10.54	34.8	-24.2	
713.50	18.70	H	0.9	0.0	17.80	34.8	-17.0	

UL VERIFICATION SERVICES INC. FORM NO: CCSUP4701I
47173 BENICIA STREET, FREMONT, CA 94538, USA TEL: (510) 771-1000 FAX: (510) 661-0888

This report shall not be reproduced except in full, without the written approval of UL Verification Services Inc.

Band

LTE12

5MHz

QPSK

High Frequency Substitution Measurement
UL Verification Services, Inc.

Company: LG Electronics
Project #: 15I20150
Date: 3/9/2015
Test Engineer: R.Z
Configuration: EUT only
Location: Chamber G
Mode: LTE_QPSK Band 12 Fundamentals, 5MHz Bandwidth

Test Equpment:
Receiving: Hybrid T899, and Chamber G SMA Cables
Substitution: Dipole T273, 6ft SMA Cable

f MHz	SG reading (dBm)	Ant. Pol. (H/V)	Cable Loss (dB)	Antenna Gain (dBd)	ERP (dBm)	Limit (dBm)	Delta (dB)	Notes
Low Ch								
701.50	11.05	V	0.9	0.0	10.15	34.8	-24.6	
701.50	19.30	H	0.9	0.0	18.40	34.8	-16.4	
Mid Ch								
707.50	11.38	V	0.9	0.0	10.48	34.8	-24.3	
707.50	19.60	H	0.9	0.0	18.70	34.8	-16.1	
High Ch								
713.50	12.57	V	0.9	0.0	11.67	34.8	-23.1	
713.50	20.06	H	0.9	0.0	19.16	34.8	-15.6	

UL VERIFICATION SERVICES INC. FORM NO: CCSUP4701I
47173 BENICIA STREET, FREMONT, CA 94538, USA TEL: (510) 771-1000 FAX: (510) 661-0888

This report shall not be reproduced except in full, without the written approval of UL Verification Services Inc.

Band

LTE12

3MHz

16QAM

High Frequency Substitution Measurement
UL Verification Services, Inc.

Company: LG Electronics
Project #: 15I20150
Date: 3/9/2015
Test Engineer: R.Z
Configuration: EUT only
Location: Chamber G
Mode: LTE_16QAM Band 12 Fundamentals, 3MHz Bandwidth

Test Equpment:
Receiving: Hybrid T899, and Chamber G SMA Cables
Substitution: Dipole T273, 6ft SMA Cable

f MHz	SG reading (dBm)	Ant. Pol. (H/V)	Cable Loss (dB)	Antenna Gain (dBd)	ERP (dBm)	Limit (dBm)	Delta (dB)	Notes
Low Ch								
700.50	11.98	V	0.9	0.0	11.08	34.8	-23.7	
700.50	19.30	H	0.9	0.0	18.40	34.8	-16.4	
Mid Ch								
707.50	12.03	V	0.9	0.0	11.13	34.8	-23.6	
707.50	19.76	H	0.9	0.0	18.86	34.8	-15.9	
High Ch								
714.50	12.38	V	0.9	0.0	11.48	34.8	-23.3	
714.50	19.72	H	0.9	0.0	18.82	34.8	-16.0	

This report shall not be reproduced except in full, without the written approval of UL Verification Services Inc.

Band

LTE12

3MHz

QPSK

High Frequency Substitution Measurement
UL Verification Services, Inc.

Company: LG Electronics
Project #: 15I20150
Date: 3/9/2015
Test Engineer: R.Z
Configuration: EUT only
Location: Chamber G
Mode: LTE_QPSK Band 12 Fundamentals, 3MHz Bandwidth

Test Equpment:
Receiving: Hybrid T899, and Chamber G SMA Cables
Substitution: Dipole T273, 6ft SMA Cable

f MHz	SG reading (dBm)	Ant. Pol. (H/V)	Cable Loss (dB)	Antenna Gain (dBd)	ERP (dBm)	Limit (dBm)	Delta (dB)	Notes
Low Ch								
700.50	12.36	V	0.9	0.0	11.46	34.8	-23.3	
700.50	19.60	H	0.9	0.0	18.70	34.8	-16.1	
Mid Ch								
707.50	12.40	V	0.9	0.0	11.50	34.8	-23.3	
707.50	20.14	H	0.9	0.0	19.24	34.8	-15.5	
High Ch								
714.50	12.90	V	0.9	0.0	12.00	34.8	-22.8	
714.50	20.15	H	0.9	0.0	19.25	34.8	-15.5	

UL VERIFICATION SERVICES INC. FORM NO: CCSUP4701I
47173 BENICIA STREET, FREMONT, CA 94538, USA TEL: (510) 771-1000 FAX: (510) 661-0888

This report shall not be reproduced except in full, without the written approval of UL Verification Services Inc.

Band

LTE12

1.4MHz

16QAM

High Frequency Substitution Measurement
UL Verification Services, Inc.

Company: LG Electronics
Project #: 15I20150
Date: 3/9/2015
Test Engineer: R.Z
Configuration: EUT only
Location: Chamber G
Mode: LTE_16QAM Band 12 Fundamentals, 1.4MHz Bandwidth

Test Equpment:
Receiving: Hybrid T899, and Chamber G SMA Cables
Substitution: Dipole T273, 6ft SMA Cable

f MHz	SG reading (dBm)	Ant. Pol. (H/V)	Cable Loss (dB)	Antenna Gain (dBd)	ERP (dBm)	Limit (dBm)	Delta (dB)	Notes
Low Ch								
699.70	11.76	V	0.9	0.0	10.86	34.8	-23.9	
699.70	18.80	H	0.9	0.0	17.90	34.8	-16.9	
Mid Ch								
707.50	11.04	V	0.9	0.0	10.14	34.8	-24.6	
707.50	19.77	H	0.9	0.0	18.87	34.8	-15.9	
High Ch								
715.30	12.78	V	0.9	0.0	11.88	34.8	-22.9	
715.30	18.80	H	0.9	0.0	17.90	34.8	-16.9	

UL VERIFICATION SERVICES INC. FORM NO: CCSUP4701I
47173 BENICIA STREET, FREMONT, CA 94538, USA TEL: (510) 771-1000 FAX: (510) 661-0888

This report shall not be reproduced except in full, without the written approval of UL Verification Services Inc.

Band

LTE12

1.4MHz

QPSK

High Frequency Substitution Measurement
UL Verification Services, Inc.

Company: LG Electronics
Project #: 15I20150
Date: 3/9/2015
Test Engineer: R.Z
Configuration: EUT only
Location: Chamber G
Mode: LTE_QPSK Band 12 Fundamentals, 1.4MHz Bandwidth

Test Equpment:
Receiving: Hybrid T899, and Chamber G SMA Cables
Substitution: Dipole T273, 6ft SMA Cable

f MHz	SG reading (dBm)	Ant. Pol. (H/V)	Cable Loss (dB)	Antenna Gain (dBd)	ERP (dBm)	Limit (dBm)	Delta (dB)	Notes
Low Ch								
699.70	11.50	V	0.9	0.0	10.60	34.8	-24.2	
699.70	19.36	H	0.9	0.0	18.46	34.8	-16.3	
Mid Ch								
707.50	12.11	V	0.9	0.0	11.21	34.8	-23.6	
707.50	20.00	H	0.9	0.0	19.10	34.8	-15.7	
High Ch								
715.30	12.90	V	0.9	0.0	12.00	34.8	-22.8	
715.30	20.30	H	0.9	0.0	19.40	34.8	-15.4	

UL VERIFICATION SERVICES INC. FORM NO: CCSUP4701I
47173 BENICIA STREET, FREMONT, CA 94538, USA TEL: (510) 771-1000 FAX: (510) 661-0888

This report shall not be reproduced except in full, without the written approval of UL Verification Services Inc.

LTE Band 5

Band

LTE5

10MHz

16QAM

High Frequency Substitution Measurement
UL Verification Services, Inc.

Company: LG
Project #: 15I20150
Date: 3/9/2015
Test Engineer: R.Z
Configuration: EUT Only
Location: Chamber G
Mode: LTE_16QAM Band 5 Fundamentals, 10MHz Bandwidth

Test Equpment:
Receiving: Hybrid T899, and Chamber G SMA Cables
Substitution: Dipole T273, 6ft SMA Cable

f MHz	SG reading (dBm)	Ant. Pol. (H/V)	Cable Loss (dB)	Antenna Gain (dBd)	ERP (dBm)	Limit (dBm)	Delta (dB)	Notes
Low Ch								
829.00	15.92	V	0.9	0.0	15.02	38.5	-23.5	
829.00	20.94	H	0.9	0.0	20.04	38.5	-18.5	
Mid Ch								
836.50	15.74	V	0.9	0.0	14.84	38.5	-23.7	
836.50	20.58	H	0.9	0.0	19.68	38.5	-18.8	
High Ch								
844.00	15.96	V	0.9	0.0	15.06	38.5	-23.4	
844.00	22.58	H	0.9	0.0	21.68	38.5	-16.8	

UL VERIFICATION SERVICES INC. FORM NO: CCSUP4701I
47173 BENICIA STREET, FREMONT, CA 94538, USA TEL: (510) 771-1000 FAX: (510) 661-0888
This report shall not be reproduced except in full, without the written approval of UL Verification Services Inc.

Band

LTE5

10MHz

QPSK

High Frequency Substitution Measurement
UL Verification Services, Inc.

Company: LG
Project #: 15I20150
Date: 3/9/2015
Test Engineer: R.Z
Configuration: EUT Only
Location: Chamber G
Mode: LTE_QPSK Band 5 Fundamentals, 10MHz Bandwidth

Test Equipment:
Receiving: Hybrid T899, and Chamber G SMA Cables
Substitution: Dipole T273, 6ft SMA Cable

f MHz	SG reading (dBm)	Ant. Pol. (H/V)	Cable Loss (dB)	Antenna Gain (dBd)	ERP (dBm)	Limit (dBm)	Delta (dB)	Notes
Low Ch								
829.00	16.16	V	0.9	0.0	15.26	38.5	-23.2	
829.00	21.42	H	0.9	0.0	20.52	38.5	-18.0	
Mid Ch								
836.50	15.96	V	0.9	0.0	15.06	38.5	-23.4	
836.50	21.38	H	0.9	0.0	20.48	38.5	-18.0	
High Ch								
844.00	16.26	V	0.9	0.0	15.36	38.5	-23.1	
844.00	22.88	H	0.9	0.0	21.98	38.5	-16.5	

This report shall not be reproduced except in full, without the written approval of UL Verification Services Inc.

Band

LTE5

5MHz

16QAM

High Frequency Substitution Measurement
UL Verification Services, Inc.

Company: LG
Project #: 15I20150
Date: 3/9/2015
Test Engineer: R.Z
Configuration: EUT Only
Location: Chamber G
Mode: LTE_16QAM Band 5 Fundamentals, 5MHz Bandwidth

Test Equipment:
Receiving: Hybrid T899, and Chamber G SMA Cables
Substitution: Dipole T273, 6ft SMA Cable

f MHz	SG reading (dBm)	Ant. Pol. (H/V)	Cable Loss (dB)	Antenna Gain (dBd)	ERP (dBm)	Limit (dBm)	Delta (dB)	Notes
Low Ch								
826.50	14.31	V	0.9	0.0	13.41	38.5	-25.1	
826.50	19.97	H	0.9	0.0	19.07	38.5	-19.4	
Mid Ch								
836.50	14.28	V	0.9	0.0	13.38	38.5	-25.1	
836.50	20.10	H	0.9	0.0	19.20	38.5	-19.3	
High Ch								
846.50	14.94	V	0.9	0.0	14.04	38.5	-24.5	
846.50	21.46	H	0.9	0.0	20.56	38.5	-17.9	

This report shall not be reproduced except in full, without the written approval of UL Verification Services Inc.

Band

LTE5

5MHz

QPSK

High Frequency Substitution Measurement
UL Verification Services, Inc.

Company: LG
Project #: 15I20150
Date: 3/9/2015
Test Engineer: R.Z
Configuration: EUT Only
Location: Chamber G
Mode: LTE_QPSK Band 5 Fundamentals, 5MHz Bandwidth

Test Equipment:
Receiving: Hybrid T899, and Chamber G SMA Cables
Substitution: Dipole T273, 6ft SMA Cable

f MHz	SG reading (dBm)	Ant. Pol. (H/V)	Cable Loss (dB)	Antenna Gain (dBd)	ERP (dBm)	Limit (dBm)	Delta (dB)	Notes
Low Ch								
826.50	15.40	V	0.9	0.0	14.50	38.5	-24.0	
826.50	20.87	H	0.9	0.0	19.97	38.5	-18.5	
Mid Ch								
836.50	15.53	V	0.9	0.0	14.63	38.5	-23.9	
836.50	20.97	H	0.9	0.0	20.07	38.5	-18.4	
High Ch								
846.50	15.64	V	0.9	0.0	14.74	38.5	-23.8	
846.50	22.48	H	0.9	0.0	21.58	38.5	-16.9	

UL VERIFICATION SERVICES INC. FORM NO: CCSUP4701I
47173 BENICIA STREET, FREMONT, CA 94538, USA TEL: (510) 771-1000 FAX: (510) 661-0888
This report shall not be reproduced except in full, without the written approval of UL Verification Services Inc.

Band

LTE5

3MHz

16QAM

High Frequency Substitution Measurement
UL Verification Services, Inc.

Company: LG
Project #: 15I20150
Date: 3/9/2015
Test Engineer: R.Z
Configuration: EUT Only
Location: Chamber G
Mode: LTE_16QAM Band 5 Fundamentals, 3MHz Bandwidth

Test Equipment:
Receiving: Hybrid T899, and Chamber G SMA Cables
Substitution: Dipole T273, 6ft SMA Cable

f MHz	SG reading (dBm)	Ant. Pol. (H/V)	Cable Loss (dB)	Antenna Gain (dBd)	ERP (dBm)	Limit (dBm)	Delta (dB)	Notes
Low Ch								
825.50	16.04	V	0.9	0.0	15.14	38.5	-23.4	
825.50	20.90	H	0.9	0.0	20.00	38.5	-18.5	
Mid Ch								
836.50	15.71	V	0.9	0.0	14.81	38.5	-23.7	
836.50	21.48	H	0.9	0.0	20.58	38.5	-17.9	
High Ch								
847.50	14.95	V	0.9	0.0	14.05	38.5	-24.5	
847.50	21.80	H	0.9	0.0	20.90	38.5	-17.6	

This report shall not be reproduced except in full, without the written approval of UL Verification Services Inc.

Band

LTE5

3MHz

QPSK

High Frequency Substitution Measurement
UL Verification Services, Inc.

Company: LG
Project #: 15I20150
Date: 3/9/2015
Test Engineer: R.Z
Configuration: EUT Only
Location: Chamber G
Mode: LTE_QPSK Band 5 Fundamentals, 3MHz Bandwidth

Test Equipment:
Receiving: Hybrid T899, and Chamber G SMA Cables
Substitution: Dipole T273, 6ft SMA Cable

f MHz	SG reading (dBm)	Ant. Pol. (H/V)	Cable Loss (dB)	Antenna Gain (dBd)	ERP (dBm)	Limit (dBm)	Delta (dB)	Notes
Low Ch								
825.50	16.30	V	0.9	0.0	15.40	38.5	-23.1	
825.50	21.94	H	0.9	0.0	21.04	38.5	-17.5	
Mid Ch								
836.50	15.95	V	0.9	0.0	15.05	38.5	-23.5	
836.50	21.73	H	0.9	0.0	20.83	38.5	-17.7	
High Ch								
847.50	16.07	V	0.9	0.0	15.17	38.5	-23.3	
847.50	22.88	H	0.9	0.0	21.98	38.5	-16.5	

UL VERIFICATION SERVICES INC. FORM NO: CCSUP4701I
47173 BENICIA STREET, FREMONT, CA 94538, USA TEL: (510) 771-1000 FAX: (510) 661-0888
This report shall not be reproduced except in full, without the written approval of UL Verification Services Inc.

Band

LTE5

1.4MHz

16QAM

High Frequency Substitution Measurement
UL Verification Services, Inc.

Company: LG
Project #: 15I20150
Date: 3/9/2015
Test Engineer: R.Z
Configuration: EUT Only
Location: Chamber G
Mode: LTE_16QAM Band 5 Fundamentals, 1.4MHz Bandwidth

Test Equipment:
Receiving: Hybrid T899, and Chamber G SMA Cables
Substitution: Dipole T273, 6ft SMA Cable

f MHz	SG reading (dBm)	Ant. Pol. (H/V)	Cable Loss (dB)	Antenna Gain (dBd)	ERP (dBm)	Limit (dBm)	Delta (dB)	Notes
Low Ch								
824.70	15.07	V	0.9	0.0	14.17	38.5	-24.3	
824.70	20.97	H	0.9	0.0	20.07	38.5	-18.4	
Mid Ch								
836.50	15.94	V	0.9	0.0	15.04	38.5	-23.5	
836.50	21.26	H	0.9	0.0	20.36	38.5	-18.1	
High Ch								
848.30	15.86	V	0.9	0.0	14.96	38.5	-23.5	
848.30	22.37	H	0.9	0.0	21.47	38.5	-17.0	

UL VERIFICATION SERVICES INC. FORM NO: CCSUP4701I
47173 BENICIA STREET, FREMONT, CA 94538, USA TEL: (510) 771-1000 FAX: (510) 661-0888
This report shall not be reproduced except in full, without the written approval of UL Verification Services Inc.

Band

LTE5

1.4MHz

QPSK

High Frequency Substitution Measurement
UL Verification Services, Inc.

Company: LG
Project #: 15I20150
Date: 3/9/2015
Test Engineer: R.Z
Configuration: EUT Only
Location: Chamber G
Mode: LTE_QPSK Band 5 Fundamentals, 1.4MHz Bandwidth

Test Equipment:
Receiving: Hybrid T899, and Chamber G SMA Cables
Substitution: Dipole T273, 6ft SMA Cable

f MHz	SG reading (dBm)	Ant. Pol. (H/V)	Cable Loss (dB)	Antenna Gain (dBd)	ERP (dBm)	Limit (dBm)	Delta (dB)	Notes
Low Ch								
824.70	15.40	V	0.9	0.0	14.50	38.5	-24.0	
824.70	21.27	H	0.9	0.0	20.37	38.5	-18.1	
Mid Ch								
836.50	16.16	V	0.9	0.0	15.26	38.5	-23.2	
836.50	21.37	H	0.9	0.0	20.47	38.5	-18.0	
High Ch								
848.30	16.13	V	0.9	0.0	15.23	38.5	-23.3	
848.30	22.77	H	0.9	0.0	21.87	38.5	-16.6	

This report shall not be reproduced except in full, without the written approval of UL Verification Services Inc.

LTE Band 4

Band

LTE4

20MHz

16QAM

High Frequency Substitution Measurement
UL Verification Services, Inc.

Company: LG
Project #: 15I20150
Date: 3/5/2015
Test Engineer: R.Z
Configuration: EUT Only
Location: Chamber G
Mode: LTE_16QAM Band 4 Fundamentals, 20MHz Bandwidth

Test Equpment:
Receiving: Horn T862, and Chamber G SMA Cables
Substitution: Horn T60, 4ft SMA Cable

f MHz	SG reading (dBm)	Ant. Pol. (H/V)	Cable Loss (dB)	Antenna Gain (dBi)	EIRP (dBm)	Limit (dBm)	Delta (dB)	Notes
Low Ch								
1720.00	14.53	V	0.9	8.4	22.02	30.0	-8.0	
1720.00	14.87	H	0.9	8.4	22.37	30.0	-7.6	
Mid Ch								
1732.50	14.47	V	0.9	8.6	22.17	30.0	-7.8	
1732.50	14.07	H	0.9	8.6	21.78	30.0	-8.2	
High Ch								
1745.00	13.80	V	0.9	8.8	21.72	30.0	-8.3	
1745.00	15.15	H	0.9	8.8	23.07	30.0	-6.9	

This report shall not be reproduced except in full, without the written approval of UL Verification Services Inc.

Band

LTE4

20MHz

QPSK

High Frequency Substitution Measurement
UL Verification Services, Inc.

Company: LG
Project #: 15I20150
Date: 3/5/2015
Test Engineer: R.Z
Configuration: EUT Only
Location: Chamber G
Mode: LTE_QPSK Band 4 Fundamentals, 20MHz Bandwidth

Test Equipment:
Receiving: Horn T862, and Chamber G SMA Cables
Substitution: Horn T60, 4ft SMA Cable

f MHz	SG reading (dBm)	Ant. Pol. (H/V)	Cable Loss (dB)	Antenna Gain (dBi)	EIRP (dBm)	Limit (dBm)	Delta (dB)	Notes
Low Ch								
1720.00	15.29	V	0.9	8.4	22.78	30.0	-7.2	
1720.00	16.12	H	0.9	8.4	23.62	30.0	-6.4	
Mid Ch								
1732.50	15.79	V	0.9	8.6	23.49	30.0	-6.5	
1732.50	15.17	H	0.9	8.6	22.88	30.0	-7.1	
High Ch								
1745.00	14.50	V	0.9	8.8	22.42	30.0	-7.6	
1745.00	15.88	H	0.9	8.8	23.80	30.0	-6.2	

This report shall not be reproduced except in full, without the written approval of UL Verification Services Inc.

Band

LTE4

15MHz

16QAM

High Frequency Substitution Measurement
UL Verification Services, Inc.

Company: LG
Project #: 15I20150
Date: 3/5/2015
Test Engineer: R.Z
Configuration: EUT Only
Location: Chamber G
Mode: LTE_16QAM Band 4 Fundamentals, 15MHz Bandwidth

Test Equipment:
Receiving: Horn T862, and Chamber G SMA Cables
Substitution: Horn T60, 4ft SMA Cable

f MHz	SG reading (dBm)	Ant. Pol. (H/V)	Cable Loss (dB)	Antenna Gain (dBi)	EIRP (dBm)	Limit (dBm)	Delta (dB)	Notes
Low Ch								
1717.50	15.04	V	0.9	8.4	22.53	30.0	-7.5	
1717.50	15.57	H	0.9	8.4	23.07	30.0	-6.9	
Mid Ch								
1732.50	14.57	V	0.9	8.6	22.27	30.0	-7.7	
1732.50	14.67	H	0.9	8.6	22.38	30.0	-7.6	
High Ch								
1747.50	14.10	V	0.9	8.8	22.02	30.0	-8.0	
1747.50	14.95	H	0.9	8.8	22.87	30.0	-7.1	

This report shall not be reproduced except in full, without the written approval of UL Verification Services Inc.

Band

LTE4

15MHz

QPSK

High Frequency Substitution Measurement
UL Verification Services, Inc.

Company: LG
Project #: 15I20150
Date: 3/5/2015
Test Engineer: R.Z
Configuration: EUT Only
Location: Chamber G
Mode: LTE_QPSK Band 4 Fundamentals, 15MHz Bandwidth

Test Equipment:
Receiving: Horn T862, and Chamber G SMA Cables
Substitution: Horn T60, 4ft SMA Cable

f MHz	SG reading (dBm)	Ant. Pol. (H/V)	Cable Loss (dB)	Antenna Gain (dBi)	EIRP (dBm)	Limit (dBm)	Delta (dB)	Notes
Low Ch								
1717.50	15.44	V	0.9	8.4	22.93	30.0	-7.1	
1717.50	16.20	H	0.9	8.4	23.70	30.0	-6.3	
Mid Ch								
1732.50	15.37	V	0.9	8.6	23.07	30.0	-6.9	
1732.50	15.67	H	0.9	8.6	23.38	30.0	-6.6	
High Ch								
1747.50	14.00	V	0.9	8.8	21.92	30.0	-8.1	
1747.50	15.71	H	0.9	8.8	23.63	30.0	-6.4	

UL VERIFICATION SERVICES INC. FORM NO: CCSUP4701I
47173 BENICIA STREET, FREMONT, CA 94538, USA TEL: (510) 771-1000 FAX: (510) 661-0888
This report shall not be reproduced except in full, without the written approval of UL Verification Services Inc.

Band

LTE4

10MHz

16QAM

High Frequency Substitution Measurement
UL Verification Services, Inc.

Company: LG
Project #: 15I20150
Date: 3/5/2015
Test Engineer: R.Z
Configuration: EUT Only
Location: Chamber G
Mode: LTE_16QAM Band 4 Fundamentals, 10MHz Bandwidth

Test Equipment:
Receiving: Horn T862, and Chamber G SMA Cables
Substitution: Horn T60, 4ft SMA Cable

f MHz	SG reading (dBm)	Ant. Pol. (H/V)	Cable Loss (dB)	Antenna Gain (dBi)	EIRP (dBm)	Limit (dBm)	Delta (dB)	Notes
Low Ch								
1715.00	13.81	V	0.9	8.4	21.30	30.0	-8.7	
1715.00	14.97	H	0.9	8.4	22.47	30.0	-7.5	
Mid Ch								
1732.50	14.21	V	0.9	8.6	21.91	30.0	-8.1	
1732.50	15.57	H	0.9	8.6	23.28	30.0	-6.7	
High Ch								
1750.00	12.80	V	0.9	8.8	20.72	30.0	-9.3	
1750.00	15.90	H	0.9	8.8	23.82	30.0	-6.2	

This report shall not be reproduced except in full, without the written approval of UL Verification Services Inc.

Band

LTE4

10MHz

QPSK

High Frequency Substitution Measurement
UL Verification Services, Inc.

Company: LG
Project #: 15I20150
Date: 3/5/2015
Test Engineer: R.Z
Configuration: EUT Only
Location: Chamber G
Mode: LTE_QPSK Band 4 Fundamentals, 10MHz Bandwidth

Test Equipment:
Receiving: Horn T862, and Chamber G SMA Cables
Substitution: Horn T60, 4ft SMA Cable

f MHz	SG reading (dBm)	Ant. Pol. (H/V)	Cable Loss (dB)	Antenna Gain (dBi)	EIRP (dBm)	Limit (dBm)	Delta (dB)	Notes
Low Ch								
1715.00	14.54	V	0.9	8.4	22.03	30.0	-8.0	
1715.00	15.33	H	0.9	8.4	22.83	30.0	-7.2	
Mid Ch								
1732.50	14.87	V	0.9	8.6	22.57	30.0	-7.4	
1732.50	15.67	H	0.9	8.6	23.38	30.0	-6.6	
High Ch								
1750.00	13.50	V	0.9	8.8	21.42	30.0	-8.6	
1750.00	16.05	H	0.9	8.8	23.97	30.0	-6.0	

UL VERIFICATION SERVICES INC. FORM NO: CCSUP4701I
47173 BENICIA STREET, FREMONT, CA 94538, USA TEL: (510) 771-1000 FAX: (510) 661-0888
This report shall not be reproduced except in full, without the written approval of UL Verification Services Inc.

Band

LTE4

5MHz

16QAM

High Frequency Substitution Measurement
UL Verification Services, Inc.

Company: LG
Project #: 15I20150
Date: 3/5/2015
Test Engineer: R.Z
Configuration: EUT Only
Location: Chamber G
Mode: LTE_16QAM Band 4 Fundamentals, 5MHz Bandwidth

Test Equipment:
Receiving: Horn T862, and Chamber G SMA Cables
Substitution: Horn T60, 4ft SMA Cable

f MHz	SG reading (dBm)	Ant. Pol. (H/V)	Cable Loss (dB)	Antenna Gain (dBi)	EIRP (dBm)	Limit (dBm)	Delta (dB)	Notes
Low Ch								
1712.50	13.94	V	0.9	8.4	21.43	30.0	-8.6	
1712.50	15.57	H	0.9	8.4	23.07	30.0	-6.9	
Mid Ch								
1732.50	13.07	V	0.9	8.6	20.77	30.0	-9.2	
1732.50	15.72	H	0.9	8.6	23.43	30.0	-6.6	
High Ch								
1752.50	12.80	V	0.9	8.8	20.72	30.0	-9.3	
1752.50	14.65	H	0.9	8.8	22.57	30.0	-7.4	

UL VERIFICATION SERVICES INC. FORM NO: CCSUP4701I
47173 BENICIA STREET, FREMONT, CA 94538, USA TEL: (510) 771-1000 FAX: (510) 661-0888
This report shall not be reproduced except in full, without the written approval of UL Verification Services Inc.

Band

LTE4

5MHz

QPSK

High Frequency Substitution Measurement
UL Verification Services, Inc.

Company: LG
Project #: 15I20150
Date: 3/5/2015
Test Engineer: R.Z
Configuration: EUT Only
Location: Chamber G
Mode: LTE_QPSK Band 4 Fundamentals, 5MHz Bandwidth

Test Equipment:
Receiving: Horn T862, and Chamber G SMA Cables
Substitution: Horn T60, 4ft SMA Cable

f MHz	SG reading (dBm)	Ant. Pol. (H/V)	Cable Loss (dB)	Antenna Gain (dBi)	EIRP (dBm)	Limit (dBm)	Delta (dB)	Notes
Low Ch								
1712.50	14.64	V	0.9	8.4	22.13	30.0	-7.9	
1712.50	16.27	H	0.9	8.4	23.77	30.0	-6.2	
Mid Ch								
1732.50	13.85	V	0.9	8.6	21.55	30.0	-8.4	
1732.50	15.47	H	0.9	8.6	23.18	30.0	-6.8	
High Ch								
1752.50	13.64	V	0.9	8.8	21.56	30.0	-8.4	
1752.50	15.35	H	0.9	8.8	23.27	30.0	-6.7	

This report shall not be reproduced except in full, without the written approval of UL Verification Services Inc.

Band

LTE4

3MHz

16QAM

High Frequency Substitution Measurement
UL Verification Services, Inc.

Company: LG
Project #: 15I20150
Date: 3/5/2015
Test Engineer: R.Z
Configuration: EUT Only
Location: Chamber G
Mode: LTE_16QAM Band 4 Fundamentals, 3MHz Bandwidth

Test Equipment:
Receiving: Horn T862, and Chamber G SMA Cables
Substitution: Horn T60, 4ft SMA Cable

f MHz	SG reading (dBm)	Ant. Pol. (H/V)	Cable Loss (dB)	Antenna Gain (dBi)	EIRP (dBm)	Limit (dBm)	Delta (dB)	Notes
Low Ch								
1711.50	14.34	V	0.9	8.4	21.83	30.0	-8.2	
1711.50	15.47	H	0.9	8.4	22.97	30.0	-7.0	
Mid Ch								
1732.50	12.87	V	0.9	8.6	20.57	30.0	-9.4	
1732.50	15.07	H	0.9	8.6	22.78	30.0	-7.2	
High Ch								
1753.50	13.20	V	0.9	8.8	21.12	30.0	-8.9	
1753.50	14.87	H	0.9	8.8	22.79	30.0	-7.2	

UL VERIFICATION SERVICES INC. FORM NO: CCSUP4701I
47173 BENICIA STREET, FREMONT, CA 94538, USA TEL: (510) 771-1000 FAX: (510) 661-0888
This report shall not be reproduced except in full, without the written approval of UL Verification Services Inc.

Band

LTE4

3MHz

QPSK

High Frequency Substitution Measurement
UL Verification Services, Inc.

Company: LG
Project #: 15I20150
Date: 3/5/2015
Test Engineer: R.Z
Configuration: EUT Only
Location: Chamber G
Mode: LTE_QPSK Band 4 Fundamentals, 3MHz Bandwidth

Test Equpment:
Receiving: Horn T862, and Chamber G SMA Cables
Substitution: Horn T60, 4ft SMA Cable

f MHz	SG reading (dBm)	Ant. Pol. (H/V)	Cable Loss (dB)	Antenna Gain (dBi)	EIRP (dBm)	Limit (dBm)	Delta (dB)	Notes
Low Ch								
1711.50	14.64	V	0.9	8.4	22.13	30.0	-7.9	
1711.50	16.14	H	0.9	8.4	23.64	30.0	-6.4	
Mid Ch								
1732.50	13.77	V	0.9	8.6	21.47	30.0	-8.5	
1732.50	15.72	H	0.9	8.6	23.43	30.0	-6.6	
High Ch								
1753.50	13.75	V	0.9	8.8	21.67	30.0	-8.3	
1753.50	15.58	H	0.9	8.8	23.50	30.0	-6.5	

This report shall not be reproduced except in full, without the written approval of UL Verification Services Inc.

Band

LTE4

1.4MHz

16QAM

High Frequency Substitution Measurement
UL Verification Services, Inc.

Company: LG
Project #: 15I20150
Date: 3/5/2015
Test Engineer: R.Z
Configuration: EUT Only
Location: Chamber G
Mode: LTE_16QAM Band 4 Fundamentals, 1.4MHz Bandwidth

Test Equipment:
Receiving: Horn T862, and Chamber G SMA Cables
Substitution: Horn T60, 4ft SMA Cable

f MHz	SG reading (dBm)	Ant. Pol. (H/V)	Cable Loss (dB)	Antenna Gain (dBi)	EIRP (dBm)	Limit (dBm)	Delta (dB)	Notes
Low Ch								
1710.70	13.43	V	0.9	8.4	20.92	30.0	-9.1	
1710.70	14.61	H	0.9	8.4	22.11	30.0	-7.9	
Mid Ch								
1732.50	14.67	V	0.9	8.6	22.37	30.0	-7.6	
1732.50	14.84	H	0.9	8.6	22.55	30.0	-7.5	
High Ch								
1754.30	12.68	V	0.9	8.8	20.60	30.0	-9.4	
1754.30	16.55	H	0.9	8.8	24.47	30.0	-5.5	

This report shall not be reproduced except in full, without the written approval of UL Verification Services Inc.

Band

LTE4

1.4MHz

QPSK

High Frequency Substitution Measurement
UL Verification Services, Inc.

Company: LG
Project #: 15I20150
Date: 3/5/2015
Test Engineer: R.Z
Configuration: EUT Only
Location: Chamber G
Mode: LTE_QPSK Band 4 Fundamentals, 1.4MHz Bandwidth

Test Equipment:
Receiving: Horn T862, and Chamber G SMA Cables
Substitution: Horn T60, 4ft SMA Cable

f MHz	SG reading (dBm)	Ant. Pol. (H/V)	Cable Loss (dB)	Antenna Gain (dBi)	EIRP (dBm)	Limit (dBm)	Delta (dB)	Notes
Low Ch								
1710.70	14.44	V	0.9	8.4	21.93	30.0	-8.1	
1710.70	15.70	H	0.9	8.4	23.20	30.0	-6.8	
Mid Ch								
1732.50	15.04	V	0.9	8.6	22.74	30.0	-7.3	
1732.50	15.53	H	0.9	8.6	23.24	30.0	-6.8	
High Ch								
1754.30	13.59	V	0.9	8.8	21.51	30.0	-8.5	
1754.30	15.85	H	0.9	8.8	23.77	30.0	-6.2	

This report shall not be reproduced except in full, without the written approval of UL Verification Services Inc.

LTE Band 2

Band

LTE2

20MHz

16QAM

High Frequency Substitution Measurement
UL Verification Services, Inc.

Company: LG
Project #: 15I20150
Date: 3/5/2015
Test Engineer: R.Z
Configuration: EUT Only
Location: Chamber G
Mode: LTE_16QAM Band 2 Fundamentals, 20MHz Bandwidth

Test Equipment:
Receiving: Horn T862, and Chamber G SMA Cables
Substitution: Horn T60, 4ft SMA Cable

f MHz	SG reading (dBm)	Ant. Pol. (H/V)	Cable Loss (dB)	Antenna Gain (dBi)	EIRP (dBm)	Limit (dBm)	Delta (dB)	Notes
Low Ch								
1860.00	15.72	V	0.9	9.2	24.06	33.0	-8.9	
1860.00	16.66	H	0.9	9.2	25.00	33.0	-8.0	
Mid Ch								
1880.00	15.60	V	0.9	9.1	23.84	33.0	-9.2	
1880.00	16.08	H	0.9	9.1	24.32	33.0	-8.7	
High Ch								
1900.00	16.44	V	0.9	9.0	24.59	33.0	-8.4	
1900.00	16.70	H	0.9	9.0	24.85	33.0	-8.2	

This report shall not be reproduced except in full, without the written approval of UL Verification Services Inc.

Band

LTE2

20MHz

QPSK

High Frequency Substitution Measurement
UL Verification Services, Inc.

Company: LG
Project #: 15I20150
Date: 3/5/2015
Test Engineer: R.Z
Configuration: EUT Only
Location: Chamber G
Mode: LTE_QPSK Band 2 Fundamentals, 20MHz Bandwidth

Test Equipment:
Receiving: Horn T862, and Chamber G SMA Cables
Substitution: Horn T60, 4ft SMA Cable

f MHz	SG reading (dBm)	Ant. Pol. (H/V)	Cable Loss (dB)	Antenna Gain (dBi)	EIRP (dBm)	Limit (dBm)	Delta (dB)	Notes
Low Ch								
1860.00	16.52	V	0.9	9.2	24.86	33.0	-8.1	
1860.00	17.16	H	0.9	9.2	25.50	33.0	-7.5	
Mid Ch								
1880.00	16.50	V	0.9	9.1	24.74	33.0	-8.3	
1880.00	17.36	H	0.9	9.1	25.60	33.0	-7.4	
High Ch								
1900.00	16.91	V	0.9	9.0	25.06	33.0	-7.9	
1900.00	17.40	H	0.9	9.0	25.55	33.0	-7.5	

This report shall not be reproduced except in full, without the written approval of UL Verification Services Inc.

Band

LTE2

15MHz

16QAM

High Frequency Substitution Measurement
UL Verification Services, Inc.

Company: LG
Project #: 15I20150
Date: 3/5/2015
Test Engineer: R.Z
Configuration: EUT Only
Location: Chamber G
Mode: LTE_16QAM Band 2 Fundamentals, 15MHz Bandwidth

Test Equpment:
Receiving: Horn T862, and Chamber G SMA Cables
Substitution: Horn T60, 4ft SMA Cable

f MHz	SG reading (dBm)	Ant. Pol. (H/V)	Cable Loss (dB)	Antenna Gain (dBi)	EIRP (dBm)	Limit (dBm)	Delta (dB)	Notes
Low Ch								
1857.50	15.66	V	0.9	9.2	24.00	33.0	-9.0	
1857.50	16.65	H	0.9	9.2	24.99	33.0	-8.0	
Mid Ch								
1880.00	16.57	V	0.9	9.1	24.81	33.0	-8.2	
1880.00	16.28	H	0.9	9.1	24.52	33.0	-8.5	
High Ch								
1902.50	16.59	V	0.9	9.0	24.74	33.0	-8.3	
1902.50	17.60	H	0.9	9.0	25.75	33.0	-7.3	

This report shall not be reproduced except in full, without the written approval of UL Verification Services Inc.

Band

LTE2

15MHz

QPSK

High Frequency Substitution Measurement
UL Verification Services, Inc.

Company: LG
Project #: 15I20150
Date: 3/5/2015
Test Engineer: R.Z
Configuration: EUT Only
Location: Chamber G
Mode: LTE_QPSK Band 2 Fundamentals, 15MHz Bandwidth

Test Equipment:
Receiving: Horn T862, and Chamber G SMA Cables
Substitution: Horn T60, 4ft SMA Cable

f MHz	SG reading (dBm)	Ant. Pol. (H/V)	Cable Loss (dB)	Antenna Gain (dBi)	EIRP (dBm)	Limit (dBm)	Delta (dB)	Notes
Low Ch								
1857.50	16.63	V	0.9	9.2	24.97	33.0	-8.0	
1857.50	17.30	H	0.9	9.2	25.64	33.0	-7.4	
Mid Ch								
1880.00	17.04	V	0.9	9.1	25.28	33.0	-7.7	
1880.00	17.18	H	0.9	9.1	25.42	33.0	-7.6	
High Ch								
1902.50	17.25	V	0.9	9.0	25.40	33.0	-7.6	
1902.50	17.63	H	0.9	9.0	25.78	33.0	-7.2	

This report shall not be reproduced except in full, without the written approval of UL Verification Services Inc.

Band

LTE2

10MHz

16QAM

High Frequency Substitution Measurement
UL Verification Services, Inc.

Company: LG
Project #: 15I20150
Date: 3/5/2015
Test Engineer: R.Z
Configuration: EUT Only
Location: Chamber G
Mode: LTE_16QAM Band 2 Fundamentals, 10MHz Bandwidth

Test Equipment:
Receiving: Horn T862, and Chamber G SMA Cables
Substitution: Horn T60, 4ft SMA Cable

f MHz	SG reading (dBm)	Ant. Pol. (H/V)	Cable Loss (dB)	Antenna Gain (dBi)	EIRP (dBm)	Limit (dBm)	Delta (dB)	Notes
Low Ch								
1855.00	15.77	V	0.9	9.2	24.11	33.0	-8.9	
1855.00	16.93	H	0.9	9.2	25.27	33.0	-7.7	
Mid Ch								
1880.00	15.90	V	0.9	9.1	24.14	33.0	-8.9	
1880.00	16.68	H	0.9	9.1	24.92	33.0	-8.1	
High Ch								
1905.00	17.18	V	0.9	9.0	25.33	33.0	-7.7	
1905.00	17.36	H	0.9	9.0	25.51	33.0	-7.5	

UL VERIFICATION SERVICES INC. FORM NO: CCSUP4701I
47173 BENICIA STREET, FREMONT, CA 94538, USA TEL: (510) 771-1000 FAX: (510) 661-0888
This report shall not be reproduced except in full, without the written approval of UL Verification Services Inc.

Band

LTE2

10MHz

QPSK

High Frequency Substitution Measurement
UL Verification Services, Inc.

Company: LG
Project #: 15I20150
Date: 3/5/2015
Test Engineer: R.Z
Configuration: EUT Only
Location: Chamber G
Mode: LTE_QPSK Band 2 Fundamentals, 10MHz Bandwidth

Test Equipment:
Receiving: Horn T862, and Chamber G SMA Cables
Substitution: Horn T60, 4ft SMA Cable

f MHz	SG reading (dBm)	Ant. Pol. (H/V)	Cable Loss (dB)	Antenna Gain (dBi)	EIRP (dBm)	Limit (dBm)	Delta (dB)	Notes
Low Ch								
1855.00	16.53	V	0.9	9.2	24.87	33.0	-8.1	
1855.00	17.14	H	0.9	9.2	25.48	33.0	-7.5	
Mid Ch								
1880.00	16.60	V	0.9	9.1	24.84	33.0	-8.2	
1880.00	17.04	H	0.9	9.1	25.28	33.0	-7.7	
High Ch								
1905.00	17.34	V	0.9	9.0	25.49	33.0	-7.5	
1905.00	17.26	H	0.9	9.0	25.41	33.0	-7.6	

UL VERIFICATION SERVICES INC. FORM NO: CCSUP4701I
47173 BENICIA STREET, FREMONT, CA 94538, USA TEL: (510) 771-1000 FAX: (510) 661-0888
This report shall not be reproduced except in full, without the written approval of UL Verification Services Inc.

Band

LTE2

5MHz

16QAM

High Frequency Substitution Measurement
UL Verification Services, Inc.

Company: LG
Project #: 15I20150
Date: 3/5/2015
Test Engineer: R.Z
Configuration: EUT Only
Location: Chamber G
Mode: LTE_16QAM Band 2 Fundamentals, 5MHz Bandwidth

Test Equipment:
Receiving: Horn T862, and Chamber G SMA Cables
Substitution: Horn T60, 4ft SMA Cable

f MHz	SG reading (dBm)	Ant. Pol. (H/V)	Cable Loss (dB)	Antenna Gain (dBi)	EIRP (dBm)	Limit (dBm)	Delta (dB)	Notes
Low Ch								
1852.50	14.42	V	0.9	9.2	22.76	33.0	-10.2	
1852.50	16.70	H	0.9	9.2	25.04	33.0	-8.0	
Mid Ch								
1880.00	15.08	V	0.9	9.1	23.32	33.0	-9.7	
1880.00	15.98	H	0.9	9.1	24.22	33.0	-8.8	
High Ch								
1907.50	15.60	V	0.9	9.0	23.75	33.0	-9.3	
1907.50	15.70	H	0.9	9.0	23.85	33.0	-9.2	

UL VERIFICATION SERVICES INC. FORM NO: CCSUP4701I
47173 BENICIA STREET, FREMONT, CA 94538, USA TEL: (510) 771-1000 FAX: (510) 661-0888
This report shall not be reproduced except in full, without the written approval of UL Verification Services Inc.

Band

LTE2

5MHz

QPSK

High Frequency Substitution Measurement
UL Verification Services, Inc.

Company: LG
Project #: 15I20150
Date: 3/5/2015
Test Engineer: R.Z
Configuration: EUT Only
Location: Chamber G
Mode: LTE_QPSK Band 2 Fundamentals, 5MHz Bandwidth

Test Equipment:
Receiving: Horn T862, and Chamber G SMA Cables
Substitution: Horn T60, 4ft SMA Cable

f MHz	SG reading (dBm)	Ant. Pol. (H/V)	Cable Loss (dB)	Antenna Gain (dBi)	EIRP (dBm)	Limit (dBm)	Delta (dB)	Notes
Low Ch								
1852.50	15.55	V	0.9	9.2	23.89	33.0	-9.1	
1852.50	17.30	H	0.9	9.2	25.64	33.0	-7.4	
Mid Ch								
1880.00	15.75	V	0.9	9.1	23.99	33.0	-9.0	
1880.00	16.68	H	0.9	9.1	24.92	33.0	-8.1	
High Ch								
1907.50	16.20	V	0.9	9.0	24.35	33.0	-8.7	
1907.50	16.60	H	0.9	9.0	24.75	33.0	-8.3	

This report shall not be reproduced except in full, without the written approval of UL Verification Services Inc.

Band

LTE2

3MHz

16QAM

High Frequency Substitution Measurement
UL Verification Services, Inc.

Company: LG
Project #: 15I20150
Date: 3/5/2015
Test Engineer: R.Z
Configuration: EUT Only
Location: Chamber G
Mode: LTE_16QAM Band 2 Fundamentals, 3MHz Bandwidth

Test Equipment:
Receiving: Horn T862, and Chamber G SMA Cables
Substitution: Horn T60, 4ft SMA Cable

f MHz	SG reading (dBm)	Ant. Pol. (H/V)	Cable Loss (dB)	Antenna Gain (dBi)	EIRP (dBm)	Limit (dBm)	Delta (dB)	Notes
Low Ch								
1851.50	15.24	V	0.9	9.2	23.58	33.0	-9.4	
1851.50	16.78	H	0.9	9.2	25.12	33.0	-7.9	
Mid Ch								
1880.00	14.98	V	0.9	9.1	23.22	33.0	-9.8	
1880.00	16.44	H	0.9	9.1	24.68	33.0	-8.3	
High Ch								
1908.50	14.87	V	0.9	9.0	23.02	33.0	-10.0	
1908.50	16.30	H	0.9	9.0	24.45	33.0	-8.6	

This report shall not be reproduced except in full, without the written approval of UL Verification Services Inc.

Band

LTE2

3MHz

QPSK

High Frequency Substitution Measurement
UL Verification Services, Inc.

Company: LG
Project #: 15I20150
Date: 3/5/2015
Test Engineer: R.Z
Configuration: EUT Only
Location: Chamber G
Mode: LTE_QPSK Band 2 Fundamentals, 3MHz Bandwidth

Test Equipment:
Receiving: Horn T862, and Chamber G SMA Cables
Substitution: Horn T60, 4ft SMA Cable

f MHz	SG reading (dBm)	Ant. Pol. (H/V)	Cable Loss (dB)	Antenna Gain (dBi)	EIRP (dBm)	Limit (dBm)	Delta (dB)	Notes
Low Ch								
1851.50	15.92	V	0.9	9.2	24.26	33.0	-8.7	
1851.50	17.10	H	0.9	9.2	25.44	33.0	-7.6	
Mid Ch								
1880.00	15.33	V	0.9	9.1	23.57	33.0	-9.4	
1880.00	17.04	H	0.9	9.1	25.28	33.0	-7.7	
High Ch								
1908.50	15.86	V	0.9	9.0	24.01	33.0	-9.0	
1908.50	17.02	H	0.9	9.0	25.17	33.0	-7.8	

This report shall not be reproduced except in full, without the written approval of UL Verification Services Inc.

Band

LTE2

1.4MHz

16QAM

High Frequency Substitution Measurement
UL Verification Services, Inc.

Company: LG
Project #: 15I20150
Date: 3/5/2015
Test Engineer: R.Z
Configuration: EUT Only
Location: Chamber G
Mode: LTE_16QAM Band 2 Fundamentals, 1.4MHz Bandwidth

Test Equipment:
Receiving: Horn T862, and Chamber G SMA Cables
Substitution: Horn T60, 4ft SMA Cable

f MHz	SG reading (dBm)	Ant. Pol. (H/V)	Cable Loss (dB)	Antenna Gain (dBi)	EIRP (dBm)	Limit (dBm)	Delta (dB)	Notes
Low Ch								
1850.70	16.02	V	0.9	9.2	24.36	33.0	-8.6	
1850.70	16.59	H	0.9	9.2	24.93	33.0	-8.1	
Mid Ch								
1880.00	15.60	V	0.9	9.1	23.84	33.0	-9.2	
1880.00	15.88	H	0.9	9.1	24.12	33.0	-8.9	
High Ch								
1909.30	16.19	V	0.9	9.0	24.34	33.0	-8.7	
1909.30	16.62	H	0.9	9.0	24.77	33.0	-8.2	

UL VERIFICATION SERVICES INC. FORM NO: CCSUP4701I
47173 BENICIA STREET, FREMONT, CA 94538, USA TEL: (510) 771-1000 FAX: (510) 661-0888
This report shall not be reproduced except in full, without the written approval of UL Verification Services Inc.

Band

LTE2

1.4MHz

QPSK

High Frequency Substitution Measurement
UL Verification Services, Inc.

Company: LG
Project #: 15I20150
Date: 3/5/2015
Test Engineer: R.Z
Configuration: EUT Only
Location: Chamber G
Mode: LTE_QPSK Band 2 Fundamentals, 1.4MHz Bandwidth

Test Equipment:
Receiving: Horn T862, and Chamber G SMA Cables
Substitution: Horn T60, 4ft SMA Cable

f MHz	SG reading (dBm)	Ant. Pol. (H/V)	Cable Loss (dB)	Antenna Gain (dBi)	EIRP (dBm)	Limit (dBm)	Delta (dB)	Notes
Low Ch								
1850.70	16.10	V	0.9	9.2	24.44	33.0	-8.6	
1850.70	16.94	H	0.9	9.2	25.28	33.0	-7.7	
Mid Ch								
1880.00	16.10	V	0.9	9.1	24.34	33.0	-8.7	
1880.00	16.28	H	0.9	9.1	24.52	33.0	-8.5	
High Ch								
1909.30	16.63	V	0.9	9.0	24.78	33.0	-8.2	
1909.30	17.07	H	0.9	9.0	25.22	33.0	-7.8	

This report shall not be reproduced except in full, without the written approval of UL Verification Services Inc.

CDMA

Band

BC1

High Frequency Fundamental Measurement
UL Verification Services Chamber G

Company: LG Electronics
Project #: 15I20150
Date: 03/06/15
Test Engineer: R. Z
Configuration: EUT only
Mode: CDMA EVDO BC1

Test Equipment:
Receiving: Horn T862, and Chamber G SMA Cables
Substitution: Horn T60 Substitution, 4ft SMA Cable Warehouse

f GHz	SG reading (dBm)	Ant. Pol. (H/V)	Cable Loss (dB)	Antenna Gain (dBi)	EIRP (dBm)	Limit (dBm)	Delta (dB)	Notes
Low Ch								
1.85125	16.6	V	0.85	9.20	24.97	33.0	-8.0	
1.85125	16.7	H	0.85	9.20	25.05	33.0	-8.0	
Mid Ch								
1.880	16.2	V	0.85	9.10	24.40	33.0	-8.6	
1.880	17.4	H	0.85	9.10	25.66	33.0	-7.3	
High Ch								
1.90875	15.6	V	0.85	9.00	23.75	33.0	-9.3	
1.90875	17.5	H	0.85	9.00	25.65	33.0	-7.4	

Rev. 3.17.11

UL VERIFICATION SERVICES INC. FORM NO: CCSUP4701I
47173 BENICIA STREET, FREMONT, CA 94538, USA TEL: (510) 771-1000 FAX: (510) 661-0888
This report shall not be reproduced except in full, without the written approval of UL Verification Services Inc.

High Frequency Fundamental Measurement
UL Verification Services Chamber G

Company: LG Electronics
Project #: 15I20150
Date: 03/06/15
Test Engineer: R. Z
Configuration: EUT only
Mode: CDMA RTT BC1

Test Equipment:
Receiving: Horn T862, and Chamber G SMA Cables
Substitution: Horn T60 Substitution, 4ft SMA Cable Warehouse

Band

BC1

1xRTT

f GHz	SG reading (dBm)	Ant. Pol. (H/V)	Cable Loss (dB)	Antenna Gain (dBi)	EIRP (dBm)	Limit (dBm)	Delta (dB)	Notes
Low Ch								
1.85125	16.3	V	0.85	9.20	24.67	33.0	-8.3	
1.85125	16.8	H	0.85	9.20	25.10	33.0	-7.9	
Mid Ch								
1.880	15.7	V	0.85	9.10	23.98	33.0	-9.0	
1.880	16.5	H	0.85	9.10	24.73	33.0	-8.3	
High Ch								
1.90875	15.0	V	0.85	9.00	23.15	33.0	-9.9	
1.90875	17.1	H	0.85	9.00	25.25	33.0	-7.8	

Rev. 3.17.11

UL VERIFICATION SERVICES INC. FORM NO: CCSUP4701I
47173 BENICIA STREET, FREMONT, CA 94538, USA TEL: (510) 771-1000 FAX: (510) 661-0888
This report shall not be reproduced except in full, without the written approval of UL Verification Services Inc.

Band

BC0

High Frequency Substitution Measurement
UL Verification Services Chamber G

Company: LG
Project #: 15I20150
Date: 3/9/2015
Test Engineer: R.Z
Configuration: EUT Only
Mode: CDMA EVDO BC0

Test Equipment:
Receiving: T899, and Chamber G Cable
Substitution: Dipole T273, 6ft SMA Cable

f MHz	SG reading (dBm)	Ant. Pol. (H/V)	Cable Loss (dB)	Antenna Gain (dBd)	ERP (dBm)	Limit (dBm)	Margin (dB)	Notes
Low Ch								
824.70	16.30	V	0.9	0.0	15.40	38.5	-23.0	
824.70	22.17	H	0.9	0.0	21.27	38.5	-17.2	
Mid Ch								
836.52	16.58	V	0.9	0.0	15.68	38.5	-22.8	
836.52	22.00	H	0.9	0.0	21.10	38.5	-17.3	
High Ch								
848.31	16.36	V	0.9	0.0	15.46	38.5	-23.0	
848.31	22.60	H	0.9	0.0	21.70	38.5	-16.7	

Rev. 3.17.11

This report shall not be reproduced except in full, without the written approval of UL Verification Services Inc.

Band

BC0

1xRTT

High Frequency Substitution Measurement
UL Verification Services Chamber G

Company: LG
Project #: 15I20150
Date: 3/9/2015
Test Engineer: R.Z
Configuration: EUT Only
Mode: CDMA RTT BC0

Test Equipment:
Receiving: T899, and Chamber G Cable
Substitution: Dipole T273, 6ft SMA Cable

f MHz	SG reading (dBm)	Ant. Pol. (H/V)	Cable Loss (dB)	Antenna Gain (dBd)	ERP (dBm)	Limit (dBm)	Margin (dB)	Notes
Low Ch								
824.70	16.40	V	0.9	0.0	15.50	38.5	-22.9	
824.70	22.17	H	0.9	0.0	21.27	38.5	-17.2	
Mid Ch								
836.52	16.78	V	0.9	0.0	15.88	38.5	-22.6	
836.52	22.50	H	0.9	0.0	21.60	38.5	-16.8	
High Ch								
848.31	17.06	V	0.9	0.0	16.16	38.5	-22.3	
848.31	23.70	H	0.9	0.0	22.80	38.5	-15.6	

Rev. 3.9.15

UL VERIFICATION SERVICES INC. FORM NO: CCSUP4701I
47173 BENICIA STREET, FREMONT, CA 94538, USA TEL: (510) 771-1000 FAX: (510) 661-0888

This report shall not be reproduced except in full, without the written approval of UL Verification Services Inc.

Band

BC10

High Frequency Substitution Measurement
UL Verification Services Chamber G

Company: LG
Project #: 15I20150
Date: 3/9/2015
Test Engineer: R.Z
Configuration: EUT Only
Mode: CDMA EVDO BC10

Test Equipment:
Receiving: T899, and Chamber G Cable
Substitution: Dipole T273, 6ft SMA Cable

f MHz	SG reading (dBm)	Ant. Pol. (H/V)	Cable Loss (dB)	Antenna Gain (dBd)	ERP (dBm)	Limit (dBm)	Margin (dB)	Notes
Low Ch								
817.90	16.70	V	0.9	0.0	15.80	38.5	-22.6	
817.90	22.03	H	0.9	0.0	21.13	38.5	-17.3	
Mid Ch								
820.50	16.50	V	0.9	0.0	15.60	38.5	-22.8	
820.50	21.90	H	0.9	0.0	21.00	38.5	-17.4	
High Ch								
823.10	16.58	V	0.9	0.0	15.68	38.5	-22.8	
823.10	22.90	H	0.9	0.0	22.00	38.5	-16.4	

Rev. 3.17.11

This report shall not be reproduced except in full, without the written approval of UL Verification Services Inc.

Band

BC10

1xRTT

High Frequency Substitution Measurement
UL Verification Services Chamber G

Company: LG
Project #: 15I20150
Date: 3/9/2015
Test Engineer: R.Z
Configuration: EUT Only
Mode: CDMA RTT BC10

Test Equipment:
Receiving: T899, and Chamber G Cable
Substitution: Dipole T273, 6ft SMA Cable

f MHz	SG reading (dBm)	Ant. Pol. (H/V)	Cable Loss (dB)	Antenna Gain (dBd)	ERP (dBm)	Limit (dBm)	Margin (dB)	Notes
Low Ch								
817.90	16.82	V	0.9	0.0	15.92	38.5	-22.5	
817.90	22.30	H	0.9	0.0	21.40	38.5	-17.0	
Mid Ch								
820.50	16.75	V	0.9	0.0	15.85	38.5	-22.6	
820.50	22.20	H	0.9	0.0	21.30	38.5	-17.1	
High Ch								
823.10	16.88	V	0.9	0.0	15.98	38.5	-22.5	
823.10	23.14	H	0.9	0.0	22.24	38.5	-16.2	

Rev. 3.9.15

UL VERIFICATION SERVICES INC. FORM NO: CCSUP4701I
47173 BENICIA STREET, FREMONT, CA 94538, USA TEL: (510) 771-1000 FAX: (510) 661-0888

This report shall not be reproduced except in full, without the written approval of UL Verification Services Inc.

12.2. ADDITIONAL TESTS (Phone with Smart Case and Stylus Pen)

12.2.1. RADIATED POWER (ERP & EIRP) WITH SMART COVER

12.2.1.1. CDMA (MID CHANNEL ONLY)

Band

BC1

1xRTT

High Frequency Fundamental Measurement
UL Verification Services Chamber G

Company: LG Electronics
Project #: 15I20150
Date: 03/06/15
Test Engineer: R. Z
Configuration: EUT only
Mode: CDMA RTT BC1

Test Equipment:
Receiving: Horn T862, and Chamber G SMA Cables
Substitution: Horn T60 Substitution, 4ft SMA Cable Warehouse

f GHz	SG reading (dBm)	Ant. Pol. (H/V)	Cable Loss (dB)	Antenna Gain (dBi)	EIRP (dBm)	Limit (dBm)	Delta (dB)	Notes
Mid Ch								
1.880	16.0	V	0.85	9.10	24.25	33.0	-8.8	
1.880	17.1	H	0.85	9.10	25.33	33.0	-7.7	

Rev. 3.17.11

UL VERIFICATION SERVICES INC. FORM NO: CCSUP4701I
47173 BENICIA STREET, FREMONT, CA 94538, USA TEL: (510) 771-1000 FAX: (510) 661-0888
This report shall not be reproduced except in full, without the written approval of UL Verification Services Inc.

Band

BC0

1xRTT

High Frequency Substitution Measurement
UL Verification Services Chamber G

Company: LG
Project #: 15I20150
Date: 3/9/2015
Test Engineer: R.Z
Configuration: EUT Only
Mode: CDMA RTT BC0

Test Equipment:
Receiving: T899, and Chamber G Cable
Substitution: Dipole T273, 6ft SMA Cable

f MHz	SG reading (dBm)	Ant. Pol. (H/V)	Cable Loss (dB)	Antenna Gain (dBd)	ERP (dBm)	Limit (dBm)	Margin (dB)	Notes
Mid Ch								
836.52	17.08	V	0.9	0.0	16.18	38.5	-22.3	
836.52	22.80	H	0.9	0.0	21.90	38.5	-16.5	

Rev. 3.9.15

UL VERIFICATION SERVICES INC. FORM NO: CCSUP4701I
47173 BENICIA STREET, FREMONT, CA 94538, USA TEL: (510) 771-1000 FAX: (510) 661-0888

This report shall not be reproduced except in full, without the written approval of UL Verification Services Inc.

Band

BC10

1xRTT

High Frequency Substitution Measurement
UL Verification Services Chamber G

Company: LG
Project #: 15I20150
Date: 3/9/2015
Test Engineer: R.Z
Configuration: EUT Only
Mode: CDMA RTT BC10

Test Equipment:
Receiving: T899, and Chamber G Cable
Substitution: Dipole T273, 6ft SMA Cable

f MHz	SG reading (dBm)	Ant. Pol. (H/V)	Cable Loss (dB)	Antenna Gain (dBd)	ERP (dBm)	Limit (dBm)	Margin (dB)	Notes
Mid Ch								
820.50	17.10	V	0.9	0.0	16.20	38.5	-22.2	
820.50	22.50	H	0.9	0.0	21.60	38.5	-16.8	

Rev. 3.9.15

UL VERIFICATION SERVICES INC. FORM NO: CCSUP4701I
47173 BENICIA STREET, FREMONT, CA 94538, USA TEL: (510) 771-1000 FAX: (510) 661-0888

This report shall not be reproduced except in full, without the written approval of UL Verification Services Inc.

12.2.1.2. LTE (MID CHANNEL ONLY)

Band

LTE41

5MHz

QPSK

High Frequency Substitution Measurement
UL Verification Services, Inc.

Company: LG
Project #: 15I20150
Date: 3/6/2015
Test Engineer: R.Z
Configuration: EUT ONLY
Location: Chamber G
Mode: LTE_QPSK Band 41 Fundamentals, 5MHz Bandwidth

Test Equipment:
Receiving: Horn T862, and Chamber G SMA Cables
Substitution: Horn T60, 6ft SMA Cable

f MHz	SG reading (dBm)	Ant. Pol. (H/V)	Cable Loss (dB)	Antenna Gain (dBi)	EIRP (dBm)	Limit (dBm)	Delta (dB)	Notes
Mid Ch								
2593.00	13.83	V	0.9	9.5	22.44	33.0	-10.6	
2593.00	16.71	H	0.9	9.5	25.32	33.0	-7.7	

UL VERIFICATION SERVICES INC. FORM NO: CCSUP4701I
47173 BENICIA STREET, FREMONT, CA 94538, USA TEL: (510) 771-1000 FAX: (510) 661-0888

This report shall not be reproduced except in full, without the written approval of UL Verification Services Inc.

Band

LTE41

5MHz

16QAM

High Frequency Substitution Measurement
UL Verification Services, Inc.

Company: LG
Project #: 15I20150
Date: 3/6/2015
Test Engineer: R.Z
Configuration: EUT ONLY
Location: Chamber G
Mode: LTE_16QAM Band 41 Fundamentals, 5MHz Bandwidth

Test Equipment:
Receiving: Horn T862, and Chamber G SMA Cables
Substitution: Horn T60, 6ft SMA Cable

f MHz	SG reading (dBm)	Ant. Pol. (H/V)	Cable Loss (dB)	Antenna Gain (dBi)	EIRP (dBm)	Limit (dBm)	Delta (dB)	Notes
Mid Ch								
2593.00	13.43	V	0.9	9.5	22.04	33.0	-11.0	
2593.00	16.01	H	0.9	9.5	24.62	33.0	-8.4	

UL VERIFICATION SERVICES INC. FORM NO: CCSUP4701I
47173 BENICIA STREET, FREMONT, CA 94538, USA TEL: (510) 771-1000 FAX: (510) 661-0888

This report shall not be reproduced except in full, without the written approval of UL Verification Services Inc.

Band

LTE12

1.4MHz

QPSK

High Frequency Substitution Measurement
UL Verification Services, Inc.

Company: LG Electronics
Project #: 15I20150
Date: 3/9/2015
Test Engineer: R.Z
Configuration: EUT only
Location: Chamber G
Mode: LTE_QPSK Band 12 Fundamentals, 1.4MHz Bandwidth

Test Equpment:
Receiving: Hybrid T899, and Chamber G SMA Cables
Substitution: Dipole T273, 6ft SMA Cable

f MHz	SG reading (dBm)	Ant. Pol. (H/V)	Cable Loss (dB)	Antenna Gain (dBd)	ERP (dBm)	Limit (dBm)	Delta (dB)	Notes
Mid Ch								
707.50	12.70	V	0.9	0.0	11.80	38.5	-26.7	
707.50	20.60	H	0.9	0.0	19.70	38.5	-18.8	

UL VERIFICATION SERVICES INC. FORM NO: CCSUP4701I
47173 BENICIA STREET, FREMONT, CA 94538, USA TEL: (510) 771-1000 FAX: (510) 661-0888

This report shall not be reproduced except in full, without the written approval of UL Verification Services Inc.

Band

LTE12

1.4MHz

16QAM

High Frequency Substitution Measurement
UL Verification Services, Inc.

Company: LG Electronics
Project #: 15I20150
Date: 3/9/2015
Test Engineer: R.Z
Configuration: EUT only
Location: Chamber G
Mode: LTE_16QAM Band 12 Fundamentals, 1.4MHz Bandwidth

Test Equipment:
Receiving: Hybrid T899, and Chamber G SMA Cables
Substitution: Dipole T273, 6ft SMA Cable

f MHz	SG reading (dBm)	Ant. Pol. (H/V)	Cable Loss (dB)	Antenna Gain (dBd)	ERP (dBm)	Limit (dBm)	Delta (dB)	Notes
Mid Ch								
707.50	12.00	V	0.9	0.0	11.10	38.5	-27.4	
707.50	20.80	H	0.9	0.0	19.90	38.5	-18.6	

UL VERIFICATION SERVICES INC. FORM NO: CCSUP4701I
47173 BENICIA STREET, FREMONT, CA 94538, USA TEL: (510) 771-1000 FAX: (510) 661-0888
This report shall not be reproduced except in full, without the written approval of UL Verification Services Inc.

Band

LTE5

1.4MHz

QPSK

High Frequency Substitution Measurement
UL Verification Services, Inc.

Company: LG
Project #: 15I20150
Date: 3/9/2015
Test Engineer: R.Z
Configuration: EUT Only
Location: Chamber G
Mode: LTE_QPSK Band 5 Fundamentals, 1.4MHz Bandwidth

Test Equpment:
Receiving: Hybrid T899, and Chamber G SMA Cables
Substitution: Dipole T273, 6ft SMA Cable

f MHz	SG reading (dBm)	Ant. Pol. (H/V)	Cable Loss (dB)	Antenna Gain (dBd)	ERP (dBm)	Limit (dBm)	Delta (dB)	Notes
Mid Ch								
836.50	16.94	V	0.9	0.0	16.04	38.5	-22.5	
836.50	22.10	H	0.9	0.0	21.20	38.5	-17.3	

This report shall not be reproduced except in full, without the written approval of UL Verification Services Inc.

Band

LTE5

1.4MHz

16QAM

High Frequency Substitution Measurement
UL Verification Services, Inc.

Company: LG
Project #: 15I20150
Date: 3/9/2015
Test Engineer: R.Z
Configuration: EUT Only
Location: Chamber G
Mode: LTE_16QAM Band 5 Fundamentals, 1.4MHz Bandwidth

Test Equpment:
Receiving: Hybrid T899, and Chamber G SMA Cables
Substitution: Dipole T273, 6ft SMA Cable

f MHz	SG reading (dBm)	Ant. Pol. (H/V)	Cable Loss (dB)	Antenna Gain (dBd)	ERP (dBm)	Limit (dBm)	Delta (dB)	Notes
Mid Ch								
836.50	16.26	V	0.9	0.0	15.36	38.5	-23.1	
836.50	22.00	H	0.9	0.0	21.10	38.5	-17.4	

UL VERIFICATION SERVICES INC. FORM NO: CCSUP4701I
47173 BENICIA STREET, FREMONT, CA 94538, USA TEL: (510) 771-1000 FAX: (510) 661-0888
This report shall not be reproduced except in full, without the written approval of UL Verification Services Inc.

Band

LTE4

1.4MHz

QPSK

High Frequency Substitution Measurement
UL Verification Services, Inc.

Company: LG
Project #: 15I20150
Date: 3/5/2015
Test Engineer: R.Z
Configuration: EUT Only
Location: Chamber G
Mode: LTE_QPSK Band 4 Fundamentals, 1.4MHz Bandwidth

Test Equpment:
Receiving: Horn T862, and Chamber G SMA Cables
Substitution: Horn T60, 4ft SMA Cable

f MHz	SG reading (dBm)	Ant. Pol. (H/V)	Cable Loss (dB)	Antenna Gain (dBi)	EIRP (dBm)	Limit (dBm)	Delta (dB)	Notes
Mid Ch								
1732.50	15.45	V	0.9	8.6	23.15	30.0	-6.8	
1732.50	16.57	H	0.9	8.6	24.28	30.0	-5.7	

UL VERIFICATION SERVICES INC. FORM NO: CCSUP4701I
47173 BENICIA STREET, FREMONT, CA 94538, USA TEL: (510) 771-1000 FAX: (510) 661-0888

This report shall not be reproduced except in full, without the written approval of UL Verification Services Inc.

Band

LTE4

1.4MHz

16QAM

High Frequency Substitution Measurement
UL Verification Services, Inc.

Company: LG
Project #: 15I20150
Date: 3/5/2015
Test Engineer: R.Z
Configuration: EUT Only
Location: Chamber G
Mode: LTE_16QAM Band 4 Fundamentals, 1.4MHz Bandwidth

Test Equpment:
Receiving: Horn T862, and Chamber G SMA Cables
Substitution: Horn T60, 4ft SMA Cable

f MHz	SG reading (dBm)	Ant. Pol. (H/V)	Cable Loss (dB)	Antenna Gain (dBi)	EIRP (dBm)	Limit (dBm)	Delta (dB)	Notes
Mid Ch								
1732.50	14.17	V	0.9	8.6	21.87	30.0	-8.1	
1732.50	15.77	H	0.9	8.6	23.48	30.0	-6.5	

UL VERIFICATION SERVICES INC. FORM NO: CCSUP4701I
47173 BENICIA STREET, FREMONT, CA 94538, USA TEL: (510) 771-1000 FAX: (510) 661-0888

This report shall not be reproduced except in full, without the written approval of UL Verification Services Inc.

Band

LTE2

1.4MHz

QPSK

High Frequency Substitution Measurement
UL Verification Services, Inc.

Company: LG
Project #: 15I20150
Date: 3/5/2015
Test Engineer: R.Z
Configuration: EUT Only
Location: Chamber G
Mode: LTE_QPSK Band 2 Fundamentals, 1.4MHz Bandwidth

Test Equpment:
Receiving: Horn T862, and Chamber G SMA Cables
Substitution: Horn T60, 4ft SMA Cable

f MHz	SG reading (dBm)	Ant. Pol. (H/V)	Cable Loss (dB)	Antenna Gain (dBi)	EIRP (dBm)	Limit (dBm)	Delta (dB)	Notes
Mid Ch								
1880.00	15.87	V	0.9	9.1	24.11	33.0	-8.9	
1880.00	14.02	H	0.9	9.1	22.26	33.0	-10.7	

UL VERIFICATION SERVICES INC. FORM NO: CCSUP4701I
47173 BENICIA STREET, FREMONT, CA 94538, USA TEL: (510) 771-1000 FAX: (510) 661-0888

This report shall not be reproduced except in full, without the written approval of UL Verification Services Inc.

Band

LTE2

1.4MHz

16QAM

High Frequency Substitution Measurement
UL Verification Services, Inc.

Company: LG
Project #: 15I20150
Date: 3/5/2015
Test Engineer: R.Z
Configuration: EUT Only
Location: Chamber G
Mode: LTE_16QAM Band 2 Fundamentals, 1.4MHz Bandwidth

Test Equpment:
Receiving: Horn T862, and Chamber G SMA Cables
Substitution: Horn T60, 4ft SMA Cable

f MHz	SG reading (dBm)	Ant. Pol. (H/V)	Cable Loss (dB)	Antenna Gain (dBi)	EIRP (dBm)	Limit (dBm)	Delta (dB)	Notes
Mid Ch								
1880.00	15.31	V	0.9	9.1	23.55	33.0	-9.4	
1880.00	13.66	H	0.9	9.1	21.90	33.0	-11.1	

This report shall not be reproduced except in full, without the written approval of UL Verification Services Inc.

12.3. FIELD STRENGTH OF SPURIOUS RADIATION

RULE PART(S)

FCC: §2.1053, §22.917, §24.238, §27.53 and §90.691

LIMIT

The power of any emission outside of the authorized operating frequency ranges must be attenuated below the transmitting power (P) by a factor of at least 43 + 10 log (P) dB.

Part 27: (m)(4) For mobile station, the attenuation factor shall be not less than 43+10Log(P)dB at the channel edge and (55+10Log(P)dB) at 5.5MHz from the channel edges.

UL VERIFICATION SERVICES INC. FORM NO: CCSUP4701I
47173 BENICIA STREET, FREMONT, CA 94538, USA TEL: (510) 771-1000 FAX: (510) 661-0888

This report shall not be reproduced except in full, without the written approval of UL Verification Services Inc.

TEST PROCEDURE

For Cellular equipment - Compliance with these rules is based on the use of measurement instrumentation employing a resolution bandwidth of 100 kHz or greater. In the 1 MHz bands immediately outside and adjacent to the frequency block a resolution bandwidth of at least one percent of the emission bandwidth of the fundamental emission of the transmitter may be employed. A narrower resolution bandwidth is permitted in all cases to improve measurement accuracy provided the measured power is integrated over the full required measurement bandwidth (i.e. 100 kHz or 1 percent of emission bandwidth, as specified). The emission bandwidth is defined as the width of the signal between two points, one below the carrier center frequency and one above the carrier center frequency, outside of which all emissions are attenuated at least 26 dB below the transmitter power.

For PCS equipment - Compliance with these rules is based on the use of measurement instrumentation employing a resolution bandwidth of 1 MHz or greater. However, in the 1 MHz bands immediately outside and adjacent to the frequency block a resolution bandwidth of at least one percent of the emission bandwidth of the fundamental emission of the transmitter may be employed. A narrower resolution bandwidth is permitted in all cases to improve measurement accuracy provided the measured power is integrated over the full required measurement bandwidth (i.e. 1 MHz or 1 percent of emission bandwidth, as specified). The emission bandwidth is defined as the width of the signal between two points, one below the carrier center frequency and one above the carrier center frequency, outside of which all emissions are attenuated at least 26 dB below the transmitter power.

MODES TESTED

LTE and CDMA

RESULTS

UL VERIFICATION SERVICES INC. FORM NO: CCSUP4701I
47173 BENICIA STREET, FREMONT, CA 94538, USA TEL: (510) 771-1000 FAX: (510) 661-0888

This report shall not be reproduced except in full, without the written approval of UL Verification Services Inc.

12.3.1. SPURIOUS RADIATION PLOTS

LTE Band 41

Band

LTE41

20MHz

16QAM

UL Verification Services, Inc.
Above 1GHz High Frequency Substitution Measurement

Company: LG
Project #: 15I20150
Date: 3/4/2015
Test Engineer: R.Z
Configuration: EUT , AC Adapter and Headset
Location: Chamber G
Mode: LTE_16QAM Band 41 Harmonics, 20MHz Bandwidth

f MHz	SG reading (dBm)	Ant. Pol. (H/V)	Distance (m)	Preamp (dB)	Filter (dB)	EIRP (dBm)	Limit (dBm)	Delta (dB)	Notes
Low Ch, 2506									
5012.00	-8.0	V	3.0	35.5	1.0	-42.4	-25.0	-17.4	
7518.00	-4.8	V	3.0	35.7	1.0	-39.6	-25.0	-14.6	
10024.00	-7.3	V	3.0	36.0	1.0	-42.3	-25.0	-17.3	
5012.00	-8.0	H	3.0	35.5	1.0	-42.5	-25.0	-17.5	
7518.00	-6.6	H	3.0	35.7	1.0	-41.4	-25.0	-16.4	
10024.00	-2.6	H	3.0	36.0	1.0	-37.6	-25.0	-12.6	
Mid Ch, 2593									
5186.00	-7.1	V	3.0	35.4	1.0	-41.5	-25.0	-16.5	
7779.00	-10.1	V	3.0	35.8	1.0	-44.9	-25.0	-19.9	
10372.00	-6.8	V	3.0	35.8	1.0	-41.7	-25.0	-16.7	
5186.00	-7.9	H	3.0	35.4	1.0	-42.4	-25.0	-17.4	
7779.00	-2.8	H	3.0	35.8	1.0	-37.6	-25.0	-12.6	
10372.00	-6.6	H	3.0	35.8	1.0	-41.4	-25.0	-16.4	
High Ch, 2680									
5360.00	-6.6	V	3.0	35.4	1.0	-41.0	-25.0	-16.0	
8040.00	4.1	V	3.0	35.8	1.0	-30.7	-25.0	-5.7	
10720.00	-2.1	V	3.0	35.7	1.0	-36.8	-25.0	-11.8	
5360.00	-6.7	H	3.0	35.4	1.0	-41.1	-25.0	-16.1	
8040.00	-0.9	H	3.0	35.8	1.0	-35.7	-25.0	-10.7	
10720.00	-3.9	H	3.0	35.7	1.0	-38.6	-25.0	-13.6	

This report shall not be reproduced except in full, without the written approval of UL Verification Services Inc.

UL Verification Services, Inc.
Above 1GHz High Frequency Substitution Measurement

Company: LG
Project #: 15I20150
Date: 3/4/2015
Test Engineer: R.Z
Configuration: EUT , AC Adapter and Headset
Location: Chamber G
Mode: LTE_QPSK Band 41 Harmonics, 20MHz Bandwidth

Band
LTE41
20MHz
QPSK

f MHz	SG reading (dBm)	Ant. Pol. (H/V)	Distance (m)	Preamp (dB)	Filter (dB)	EIRP (dBm)	Limit (dBm)	Delta (dB)	Notes
Low Ch, 2506									
5012.00	-7.6	V	3.0	35.5	1.0	-42.1	-25.0	-17.1	
7518.00	-4.0	V	3.0	35.7	1.0	-38.7	-25.0	-13.7	
10024.00	-6.2	V	3.0	36.0	1.0	-41.2	-25.0	-16.2	
5012.00	-7.8	H	3.0	35.5	1.0	-42.3	-25.0	-17.3	
7518.00	-6.2	H	3.0	35.7	1.0	-41.0	-25.0	-16.0	
10024.00	-2.1	H	3.0	36.0	1.0	-37.1	-25.0	-12.1	
Mid Ch, 2593									
5186.00	-7.6	V	3.0	35.4	1.0	-42.0	-25.0	-17.0	
7779.00	-9.8	V	3.0	35.8	1.0	-44.6	-25.0	-19.6	
10372.00	-6.3	V	3.0	35.8	1.0	-41.2	-25.0	-16.2	
5186.00	-7.4	H	3.0	35.4	1.0	-41.9	-25.0	-16.9	
7779.00	-2.3	H	3.0	35.8	1.0	-37.1	-25.0	-12.1	
10372.00	-5.4	H	3.0	35.8	1.0	-40.2	-25.0	-15.2	
High Ch, 2680									
5360.00	-6.9	V	3.0	35.4	1.0	-41.3	-25.0	-16.3	
8040.00	4.0	V	3.0	35.8	1.0	-30.8	-25.0	-5.8	
10720.00	-1.5	V	3.0	35.7	1.0	-36.2	-25.0	-11.2	
5360.00	-6.5	H	3.0	35.4	1.0	-40.9	-25.0	-15.9	
8040.00	-1.2	H	3.0	35.8	1.0	-36.0	-25.0	-11.0	
10720.00	-3.1	H	3.0	35.7	1.0	-37.8	-25.0	-12.8	

UL VERIFICATION SERVICES INC. FORM NO: CCSUP4701I
47173 BENICIA STREET, FREMONT, CA 94538, USA TEL: (510) 771-1000 FAX: (510) 661-0888
This report shall not be reproduced except in full, without the written approval of UL Verification Services Inc.

UL Verification Services, Inc.
Above 1GHz High Frequency Substitution Measurement

Company: LG
Project #: 15I20150
Date: 3/4/2015
Test Engineer: R.Z
Configuration: EUT , AC Adapter and Headset
Location: Chamber G
Mode: LTE_16QAM Band 41 Harmonics, 15MHz Bandwidth

Band
LTE41
15MHz
16QAM

f MHz	SG reading (dBm)	Ant. Pol. (H/V)	Distance (m)	Preamp (dB)	Filter (dB)	EIRP (dBm)	Limit (dBm)	Delta (dB)	Notes
Low Ch, 2503.5									
5007.00	-10.3	V	3.0	35.5	1.0	-44.7	-25.0	-19.7	
7510.50	-1.5	V	3.0	35.7	1.0	-36.2	-25.0	-11.2	
10014.00	0.9	V	3.0	36.0	1.0	-34.1	-25.0	-9.1	
5007.00	-5.1	H	3.0	35.5	1.0	-39.6	-25.0	-14.6	
7510.50	-3.7	H	3.0	35.7	1.0	-38.4	-25.0	-13.4	
10014.00	-6.9	H	3.0	36.0	1.0	-41.9	-25.0	-16.9	
Mid Ch, 2593									
5186.00	-11.9	V	3.0	35.4	1.0	-46.3	-25.0	-21.3	
7779.00	-5.2	V	3.0	35.8	1.0	-40.0	-25.0	-15.0	
10372.00	-3.2	V	3.0	35.8	1.0	-38.1	-25.0	-13.1	
5186.00	-4.0	H	3.0	35.4	1.0	-38.5	-25.0	-13.5	
7779.00	-3.4	H	3.0	35.8	1.0	-38.2	-25.0	-13.2	
10372.00	-7.6	H	3.0	35.8	1.0	-42.4	-25.0	-17.4	
High Ch, 2682.5									
5365.00	-10.2	V	3.0	35.4	1.0	-44.6	-25.0	-19.6	
8047.50	-1.2	V	3.0	35.8	1.0	-36.0	-25.0	-11.0	
10730.00	-5.7	V	3.0	35.7	1.0	-40.4	-25.0	-15.4	
5365.00	-6.6	H	3.0	35.4	1.0	-41.0	-25.0	-16.0	
8047.50	-3.1	H	3.0	35.8	1.0	-37.9	-25.0	-12.9	
10730.00	-7.2	H	3.0	35.7	1.0	-41.9	-25.0	-16.9	

UL VERIFICATION SERVICES INC. FORM NO: CCSUP4701I
47173 BENICIA STREET, FREMONT, CA 94538, USA TEL: (510) 771-1000 FAX: (510) 661-0888
This report shall not be reproduced except in full, without the written approval of UL Verification Services Inc.

UL Verification Services, Inc.
Above 1GHz High Frequency Substitution Measurement

Company: LG
Project #: 15I20150
Date: 3/4/2015
Test Engineer: R.Z
Configuration: EUT , AC Adapter and Headset
Location: Chamber G
Mode: LTE_QPSK Band 41 Harmonics, 15MHz Bandwidth

Band
LTE41
15MHz
QPSK

f MHz	SG reading (dBm)	Ant. Pol. (H/V)	Distance (m)	Preamp (dB)	Filter (dB)	EIRP (dBm)	Limit (dBm)	Delta (dB)	Notes
Low Ch, 2503.5									
5007.00	-10.6	V	3.0	35.5	1.0	-45.0	-25.0	-20.0	
7510.50	-2.0	V	3.0	35.7	1.0	-36.8	-25.0	-11.8	
10014.00	-0.2	V	3.0	36.0	1.0	-35.2	-25.0	-10.2	
5007.00	-5.2	H	3.0	35.5	1.0	-39.7	-25.0	-14.7	
7510.50	-3.3	H	3.0	35.7	1.0	-38.0	-25.0	-13.0	
10014.00	-7.0	H	3.0	36.0	1.0	-42.0	-25.0	-17.0	
Mid Ch, 2593									
5186.00	-11.5	V	3.0	35.4	1.0	-45.9	-25.0	-20.9	
7779.00	-5.9	V	3.0	35.8	1.0	-40.7	-25.0	-15.7	
10372.00	-3.9	V	3.0	35.8	1.0	-38.8	-25.0	-13.8	
5186.00	-3.9	H	3.0	35.4	1.0	-38.4	-25.0	-13.4	
7779.00	-3.1	H	3.0	35.8	1.0	-37.9	-25.0	-12.9	
10372.00	-7.8	H	3.0	35.8	1.0	-42.6	-25.0	-17.6	
High Ch, 2682.5									
5365.00	-10.4	V	3.0	35.4	1.0	-44.8	-25.0	-19.8	
8047.50	-1.3	V	3.0	35.8	1.0	-36.1	-25.0	-11.1	
10730.00	-5.5	V	3.0	35.7	1.0	-40.2	-25.0	-15.2	
5365.00	-6.4	H	3.0	35.4	1.0	-40.8	-25.0	-15.8	
8047.50	-3.4	H	3.0	35.8	1.0	-38.2	-25.0	-13.2	
10730.00	-6.8	H	3.0	35.7	1.0	-41.5	-25.0	-16.5	

UL VERIFICATION SERVICES INC. FORM NO: CCSUP4701I
47173 BENICIA STREET, FREMONT, CA 94538, USA TEL: (510) 771-1000 FAX: (510) 661-0888
This report shall not be reproduced except in full, without the written approval of UL Verification Services Inc.

UL Verification Services, Inc.
Above 1GHz High Frequency Substitution Measurement

Company: LG
Project #: 15I20150
Date: 3/4/2015
Test Engineer: R.Z
Configuration: EUT , AC Adapter and Headset
Location: Chamber G
Mode: LTE_16QAM Band 41 Harmonics, 10MHz Bandwidth

Band
LTE41
10MHz
16QAM

f MHz	SG reading (dBm)	Ant. Pol. (H/V)	Distance (m)	Preamp (dB)	Filter (dB)	EIRP (dBm)	Limit (dBm)	Delta (dB)	Notes
Low Ch, 2501									
5002.00	-8.9	V	3.0	35.5	1.0	-43.3	-25.0	-18.3	
7503.00	-3.1	V	3.0	35.7	1.0	-37.9	-25.0	-12.9	
10004.00	-2.4	V	3.0	36.0	1.0	-37.4	-25.0	-12.4	
5002.00	-7.2	H	3.0	35.5	1.0	-41.6	-25.0	-16.6	
7503.00	-3.4	H	3.0	35.7	1.0	-38.1	-25.0	-13.1	
10004.00	-0.8	H	3.0	36.0	1.0	-35.8	-25.0	-10.8	
Mid Ch, 2593									
5186.00	-8.3	V	3.0	35.4	1.0	-42.7	-25.0	-17.7	
7779.00	0.0	V	3.0	35.8	1.0	-34.8	-25.0	-9.8	
10372.00	-8.8	V	3.0	35.8	1.0	-43.6	-25.0	-18.6	
5186.00	-7.7	H	3.0	35.4	1.0	-42.2	-25.0	-17.2	
7779.00	-1.7	H	3.0	35.8	1.0	-36.5	-25.0	-11.5	
10372.00	-2.7	H	3.0	35.8	1.0	-37.5	-25.0	-12.5	
High Ch, 2685									
5370.00	-8.0	V	3.0	35.4	1.0	-42.5	-25.0	-17.5	
8055.00	4.1	V	3.0	35.8	1.0	-30.7	-25.0	-5.7	
10740.00	1.3	V	3.0	35.7	1.0	-33.4	-25.0	-8.4	
5370.00	-3.9	H	3.0	35.4	1.0	-38.3	-25.0	-13.3	
8055.00	-3.1	H	3.0	35.8	1.0	-37.9	-25.0	-12.9	
10740.00	-6.0	H	3.0	35.7	1.0	-40.7	-25.0	-15.7	

UL VERIFICATION SERVICES INC. FORM NO: CCSUP4701I
47173 BENICIA STREET, FREMONT, CA 94538, USA TEL: (510) 771-1000 FAX: (510) 661-0888
This report shall not be reproduced except in full, without the written approval of UL Verification Services Inc.

Band
LTE41
10MHz
QPSK

UL Verification Services, Inc.
Above 1GHz High Frequency Substitution Measurement

Company: LG
Project #: 15I20150
Date: 3/4/2015
Test Engineer: R.Z
Configuration: EUT , AC Adapter and Headset
Location: Chamber G
Mode: LTE_QPSK Band 41 Harmonics, 10MHz Bandwidth

f MHz	SG reading (dBm)	Ant. Pol. (H/V)	Distance (m)	Preamp (dB)	Filter (dB)	EIRP (dBm)	Limit (dBm)	Delta (dB)	Notes
Low Ch, 2501									
5002.00	-8.8	V	3.0	35.5	1.0	-43.2	-25.0	-18.2	
7503.00	-3.2	V	3.0	35.7	1.0	-38.0	-25.0	-13.0	
10004.00	-3.1	V	3.0	36.0	1.0	-38.1	-25.0	-13.1	
5002.00	-7.4	H	3.0	35.5	1.0	-41.9	-25.0	-16.9	
7503.00	-4.2	H	3.0	35.7	1.0	-38.9	-25.0	-13.9	
10004.00	-3.4	H	3.0	36.0	1.0	-38.4	-25.0	-13.4	
Mid Ch, 2593									
5186.00	-8.4	V	3.0	35.4	1.0	-42.8	-25.0	-17.8	
7779.00	0.5	V	3.0	35.8	1.0	-34.3	-25.0	-9.3	
10372.00	-6.9	V	3.0	35.8	1.0	-41.7	-25.0	-16.7	
5186.00	-7.8	H	3.0	35.4	1.0	-42.3	-25.0	-17.3	
7779.00	-3.3	H	3.0	35.8	1.0	-38.0	-25.0	-13.0	
10372.00	-4.4	H	3.0	35.8	1.0	-39.2	-25.0	-14.2	
High Ch, 2685									
5370.00	-7.7	V	3.0	35.4	1.0	-42.2	-25.0	-17.2	
8055.00	4.5	V	3.0	35.8	1.0	-30.3	-25.0	-5.3	
10740.00	-1.9	V	3.0	35.7	1.0	-36.6	-25.0	-11.6	
5370.00	-6.7	H	3.0	35.4	1.0	-41.1	-25.0	-16.1	
8055.00	-3.4	H	3.0	35.8	1.0	-38.2	-25.0	-13.2	
10740.00	-7.6	H	3.0	35.7	1.0	-42.3	-25.0	-17.3	

This report shall not be reproduced except in full, without the written approval of UL Verification Services Inc.

UL Verification Services, Inc.
Above 1GHz High Frequency Substitution Measurement

Company: LG
Project #: 15I20150
Date: 3/4/2015
Test Engineer: R.Z
Configuration: EUT , AC Adapter and Headset
Location: Chamber G
Mode: LTE_16QAM Band 41 Harmonics, 5MHz Bandwidth

Band
LTE41
5MHz
16QAM

f MHz	SG reading (dBm)	Ant. Pol. (H/V)	Distance (m)	Preamp (dB)	Filter (dB)	EIRP (dBm)	Limit (dBm)	Delta (dB)	Notes
Low Ch, 2498.5									
4997.00	-7.3	V	3.0	35.5	1.0	-41.7	-25.0	-16.7	
7495.50	-0.6	V	3.0	35.7	1.0	-35.3	-25.0	-10.3	
9994.00	6.5	V	3.0	36.0	1.0	-28.5	-25.0	-3.5	
4997.00	-8.0	H	3.0	35.5	1.0	-42.4	-25.0	-17.4	
7495.50	-3.1	H	3.0	35.7	1.0	-37.8	-25.0	-12.8	
9994.00	-3.9	H	3.0	36.0	1.0	-38.9	-25.0	-13.9	
Mid Ch, 2593									
5186.00	-6.9	V	3.0	35.4	1.0	-41.4	-25.0	-16.4	
7779.00	5.6	V	3.0	35.8	1.0	-29.2	-25.0	-4.2	
10372.00	1.5	V	3.0	35.8	1.0	-33.3	-25.0	-8.3	
5186.00	-8.0	H	3.0	35.4	1.0	-42.5	-25.0	-17.5	
7779.00	-4.4	H	3.0	35.8	1.0	-39.2	-25.0	-14.2	
10372.00	-5.8	H	3.0	35.8	1.0	-40.6	-25.0	-15.6	
High Ch, 2687.5									
5375.00	-6.5	V	3.0	35.4	1.0	-40.9	-25.0	-15.9	
8062.50	3.5	V	3.0	35.8	1.0	-31.3	-25.0	-6.3	
10750.00	1.0	V	3.0	35.7	1.0	-33.7	-25.0	-8.7	
5375.00	-4.1	H	3.0	35.4	1.0	-38.6	-25.0	-13.6	
8062.50	0.1	H	3.0	35.8	1.0	-34.7	-25.0	-9.7	
10750.00	-4.0	H	3.0	35.7	1.0	-38.7	-25.0	-13.7	

This report shall not be reproduced except in full, without the written approval of UL Verification Services Inc.

UL Verification Services, Inc.
Above 1GHz High Frequency Substitution Measurement

Company: LG
Project #: 15I20150
Date: 3/4/2015
Test Engineer: R.Z
Configuration: EUT , AC Adapter and Headset
Location: Chamber G
Mode: LTE_QPSK Band 41 Harmonics, 5MHz Bandwidth

Band
LTE41
5MHz
QPSK

f MHz	SG reading (dBm)	Ant. Pol. (H/V)	Distance (m)	Preamp (dB)	Filter (dB)	EIRP (dBm)	Limit (dBm)	Delta (dB)	Notes
Low Ch, 2498.5									
4997.00	-7.1	V	3.0	35.5	1.0	-41.6	-25.0	-16.6	
7495.50	-0.7	V	3.0	35.7	1.0	-35.5	-25.0	-10.5	
9994.00	2.4	V	3.0	36.0	1.0	-32.6	-25.0	-7.6	
4997.00	-7.3	H	3.0	35.5	1.0	-41.8	-25.0	-16.8	
7495.50	-2.9	H	3.0	35.7	1.0	-37.6	-25.0	-12.6	
9994.00	-4.4	H	3.0	36.0	1.0	-39.4	-25.0	-14.4	
Mid Ch, 2593									
5186.00	-6.8	V	3.0	35.4	1.0	-41.2	-25.0	-16.2	
7779.00	5.9	V	3.0	35.8	1.0	-28.9	-25.0	-3.9	
10372.00	1.8	V	3.0	35.8	1.0	-33.1	-25.0	-8.1	
5186.00	-7.8	H	3.0	35.4	1.0	-42.3	-25.0	-17.3	
7779.00	-3.5	H	3.0	35.8	1.0	-38.3	-25.0	-13.3	
10372.00	-5.2	H	3.0	35.8	1.0	-40.0	-25.0	-15.0	
High Ch, 2687.5									
5375.00	-8.1	V	3.0	35.4	1.0	-42.6	-25.0	-17.6	
8062.50	3.0	V	3.0	35.8	1.0	-31.8	-25.0	-6.8	
10750.00	-0.4	V	3.0	35.7	1.0	-35.0	-25.0	-10.0	
5375.00	-5.2	H	3.0	35.4	1.0	-39.7	-25.0	-14.7	
8062.50	-0.1	H	3.0	35.8	1.0	-34.9	-25.0	-9.9	
10750.00	-4.2	H	3.0	35.7	1.0	-38.9	-25.0	-13.9	

UL VERIFICATION SERVICES INC. FORM NO: CCSUP4701I
47173 BENICIA STREET, FREMONT, CA 94538, USA TEL: (510) 771-1000 FAX: (510) 661-0888
This report shall not be reproduced except in full, without the written approval of UL Verification Services Inc.

LTE Band 26

UL Verification Services, Inc.
Above 1GHz High Frequency Substitution Measurement

Company: LG Electronics
Project #: 15I20150
Date: 3/12/2015
Test Engineer: R.Z
Configuration: EUT/ AC Charger/ Headset
Location: Chamber G
Mode: LTE_16QAM Band 26 Harmonics, 15MHz Bandwidth

Band LTE26 15MHz 16QAM

f MHz	SG reading (dBm)	Ant. Pol. (H/V)	Distance (m)	Preamp (dB)	Filter (dB)	EIRP (dBm)	Limit (dBm)	Delta (dB)	Notes
Low Ch, 831.5									
1663.00	3.4	V	3.0	37.0	1.0	-32.7	-13.0	-19.7	
2494.50	-15.9	V	3.0	36.4	1.0	-51.4	-13.0	-38.4	
3326.00	-20.7	V	3.0	36.2	1.0	-55.9	-13.0	-42.9	
1663.00	-9.9	H	3.0	37.0	1.0	-45.9	-13.0	-32.9	
2494.50	-19.7	H	3.0	36.4	1.0	-55.1	-13.0	-42.1	
3326.00	-21.1	H	3.0	36.2	1.0	-56.3	-13.0	-43.3	
Mid Ch, 836.5									
1673.00	4.2	V	3.0	37.0	1.0	-31.8	-13.0	-18.8	
2509.50	-14.8	V	3.0	36.4	1.0	-50.2	-13.0	-37.2	
3346.00	-21.1	V	3.0	36.1	1.0	-56.2	-13.0	-43.2	
1673.00	-3.9	H	3.0	37.0	1.0	-39.9	-13.0	-26.9	
2509.50	-19.2	H	3.0	36.4	1.0	-54.6	-13.0	-41.6	
3346.00	-20.5	H	3.0	36.1	1.0	-55.6	-13.0	-42.6	
High Ch, 841.5									
1683.00	1.3	V	3.0	37.0	1.0	-34.7	-13.0	-21.7	
2524.50	-18.4	V	3.0	36.4	1.0	-53.9	-13.0	-40.9	
3366.00	-20.6	V	3.0	36.1	1.0	-55.8	-13.0	-42.8	
1683.00	-5.7	H	3.0	37.0	1.0	-41.7	-13.0	-28.7	
2524.50	-18.8	H	3.0	36.4	1.0	-54.2	-13.0	-41.2	
3366.00	-20.6	H	3.0	36.1	1.0	-55.7	-13.0	-42.7	

UL VERIFICATION SERVICES INC. FORM NO: CCSUP4701I
47173 BENICIA STREET, FREMONT, CA 94538, USA TEL: (510) 771-1000 FAX: (510) 661-0888
This report shall not be reproduced except in full, without the written approval of UL Verification Services Inc.

UL Verification Services, Inc.
Above 1GHz High Frequency Substitution Measurement

Company: LG Electronics
Project #: 15I20150
Date: 3/12/2015
Test Engineer: R.Z
Configuration: EUT/ AC Charger/ Headset
Location: Chamber G
Mode: LTE_QPSK Band 26 Harmonics, 15MHz Bandwidth

Band
LTE26
15MHz
QPSK

f MHz	SG reading (dBm)	Ant. Pol. (H/V)	Distance (m)	Preamp (dB)	Filter (dB)	EIRP (dBm)	Limit (dBm)	Delta (dB)	Notes
Low Ch, 831.5									
1663.00	4.8	V	3.0	37.0	1.0	-31.2	-13.0	-18.2	
2494.50	-17.0	V	3.0	36.4	1.0	-52.5	-13.0	-39.5	
3326.00	106.6	V	3.0	36.2	1.0	71.4	-13.0	84.4	
1663.00	-10.7	H	3.0	37.0	1.0	-46.7	-13.0	-33.7	
2494.50	-16.9	H	3.0	36.4	1.0	-52.3	-13.0	-39.3	
3326.00	-19.8	H	3.0	36.2	1.0	-55.0	-13.0	-42.0	
Mid Ch, 836.5									
1673.00	2.3	V	3.0	37.0	1.0	-33.7	-13.0	-20.7	
2509.50	-16.9	V	3.0	36.4	1.0	-52.3	-13.0	-39.3	
3346.00	-20.4	V	3.0	36.1	1.0	-55.5	-13.0	-42.5	
1673.00	-4.5	H	3.0	37.0	1.0	-40.5	-13.0	-27.5	
2509.50	-20.6	H	3.0	36.4	1.0	-56.0	-13.0	-43.0	
3346.00	-20.7	H	3.0	36.1	1.0	-55.8	-13.0	-42.8	
High Ch, 841.5									
1683.00	3.9	V	3.0	37.0	1.0	-32.1	-13.0	-19.1	
2524.50	-17.9	V	3.0	36.4	1.0	-53.3	-13.0	-40.3	
3366.00	-20.5	V	3.0	36.1	1.0	-55.7	-13.0	-42.7	
1683.00	-7.5	H	3.0	37.0	1.0	-43.5	-13.0	-30.5	
2524.50	-19.0	H	3.0	36.4	1.0	-54.4	-13.0	-41.4	
3366.00	-20.8	H	3.0	36.1	1.0	-55.9	-13.0	-42.9	

UL VERIFICATION SERVICES INC. FORM NO: CCSUP4701I
47173 BENICIA STREET, FREMONT, CA 94538, USA TEL: (510) 771-1000 FAX: (510) 661-0888
This report shall not be reproduced except in full, without the written approval of UL Verification Services Inc.

UL Verification Services, Inc.
Above 1GHz High Frequency Substitution Measurement

Company: LG Electronics
Project #: 15I20150
Date: 3/12/2015
Test Engineer: R.Z
Configuration: EUT/ AC Charger/ Headset
Location: Chamber G
Mode: LTE_16QAM Band 26 Harmonics, 10MHz Bandwidth

Band
LTE26
10MHz
16QAM

f MHz	SG reading (dBm)	Ant. Pol. (H/V)	Distance (m)	Preamp (dB)	Filter (dB)	EIRP (dBm)	Limit (dBm)	Delta (dB)	Notes
Low Ch, 819									
1638.00	0.4	V	3.0	37.0	1.0	-35.7	-13.0	-22.7	
2457.00	-12.8	V	3.0	36.4	1.0	-48.2	-13.0	-35.2	
3276.00	-21.3	V	3.0	36.2	1.0	-56.5	-13.0	-43.5	
1638.00	-12.4	H	3.0	37.0	1.0	-48.4	-13.0	-35.4	
2457.00	-18.1	H	3.0	36.4	1.0	-53.6	-13.0	-40.6	
3276.00	-21.1	H	3.0	36.2	1.0	-56.3	-13.0	-43.3	
Mid Ch, 831.5									
1663.00	2.1	V	3.0	37.0	1.0	-33.9	-13.0	-20.9	
2494.50	-16.8	V	3.0	36.4	1.0	-52.2	-13.0	-39.2	
3326.00	-19.8	V	3.0	36.1	1.0	-54.9	-13.0	-41.9	
1663.00	-12.4	H	3.0	37.0	1.0	-48.5	-13.0	-35.5	
2494.50	-18.7	H	3.0	36.4	1.0	-54.1	-13.0	-41.1	
3326.00	-20.5	H	3.0	36.1	1.0	-55.6	-13.0	-42.6	
High Ch, 844									
1688.00	3.7	V	3.0	37.0	1.0	-32.3	-13.0	-19.3	
2532.00	-12.7	V	3.0	36.4	1.0	-48.1	-13.0	-35.1	
3376.00	-21.1	V	3.0	36.1	1.0	-56.2	-13.0	-43.2	
1688.00	-6.0	H	3.0	37.0	1.0	-42.0	-13.0	-29.0	
2532.00	-15.0	H	3.0	36.4	1.0	-50.4	-13.0	-37.4	
3376.00	-21.2	H	3.0	36.1	1.0	-56.3	-13.0	-43.3	

UL VERIFICATION SERVICES INC. FORM NO: CCSUP4701I
47173 BENICIA STREET, FREMONT, CA 94538, USA TEL: (510) 771-1000 FAX: (510) 661-0888
This report shall not be reproduced except in full, without the written approval of UL Verification Services Inc.

UL Verification Services, Inc.
Above 1GHz High Frequency Substitution Measurement

Company: LG Electronics
Project #: 15I20150
Date: 3/12/2015
Test Engineer: R.Z
Configuration: EUT/ AC Charger/ Headset
Location: Chamber G
Mode: LTE_QPSK Band 26 Harmonics, 10MHz Bandwidth

Band
LTE26
10MHz
QPSK

f MHz	SG reading (dBm)	Ant. Pol. (H/V)	Distance (m)	Preamp (dB)	Filter (dB)	EIRP (dBm)	Limit (dBm)	Delta (dB)	Notes
Low Ch, 819									
1638.00	0.5	V	3.0	37.0	1.0	-35.6	-13.0	-22.6	
2457.00	-12.9	V	3.0	36.4	1.0	-48.3	-13.0	-35.3	
3276.00	-20.5	V	3.0	36.2	1.0	-55.7	-13.0	-42.7	
1638.00	-10.6	H	3.0	37.0	1.0	-46.6	-13.0	-33.6	
2457.00	-17.4	H	3.0	36.4	1.0	-52.8	-13.0	-39.8	
3276.00	-21.2	H	3.0	36.2	1.0	-56.4	-13.0	-43.4	
Mid Ch, 831.5									
1663.00	-0.9	V	3.0	37.0	1.0	-36.9	-13.0	-23.9	
2494.50	-17.3	V	3.0	36.4	1.0	-52.7	-13.0	-39.7	
3326.00	-21.0	V	3.0	36.1	1.0	-56.1	-13.0	-43.1	
1663.00	-12.3	H	3.0	37.0	1.0	-48.3	-13.0	-35.3	
2494.50	-21.1	H	3.0	36.4	1.0	-56.5	-13.0	-43.5	
3326.00	-20.3	H	3.0	36.1	1.0	-55.4	-13.0	-42.4	
High Ch, 844									
1688.00	2.5	V	3.0	37.0	1.0	-33.5	-13.0	-20.5	
2532.00	-14.9	V	3.0	36.4	1.0	-50.3	-13.0	-37.3	
3376.00	-20.6	V	3.0	36.1	1.0	-55.7	-13.0	-42.7	
1688.00	-8.8	H	3.0	37.0	1.0	-44.8	-13.0	-31.8	
2532.00	-17.5	H	3.0	36.4	1.0	-52.9	-13.0	-39.9	
3376.00	-21.0	H	3.0	36.1	1.0	-56.1	-13.0	-43.1	

This report shall not be reproduced except in full, without the written approval of UL Verification Services Inc.

UL Verification Services, Inc.
Above 1GHz High Frequency Substitution Measurement

Company: LG Electronics
Project #: 15I20150
Date: 3/12/2015
Test Engineer: R.Z
Configuration: EUT/ AC Charger/ Headset
Location: Chamber G
Mode: LTE_16QAM Band 26 Harmonics, 5MHz Bandwidth

Band
LTE26
5MHz
16QAM

f MHz	SG reading (dBm)	Ant. Pol. (H/V)	Distance (m)	Preamp (dB)	Filter (dB)	EIRP (dBm)	Limit (dBm)	Delta (dB)	Notes
Low Ch, 816.5									
1633.00	-1.3	V	3.0	37.0	1.0	-37.3	-13.0	-24.3	
2449.50	-15.5	V	3.0	36.4	1.0	-51.0	-13.0	-38.0	
3266.00	-19.9	V	3.0	36.2	1.0	-55.0	-13.0	-42.0	
1633.00	-9.4	H	3.0	37.0	1.0	-45.5	-13.0	-32.5	
2449.50	-18.1	H	3.0	36.4	1.0	-53.5	-13.0	-40.5	
3266.00	-20.4	H	3.0	36.2	1.0	-55.5	-13.0	-42.5	
Mid Ch, 831.5									
1663.00	3.2	V	3.0	37.0	1.0	-32.9	-13.0	-19.9	
2494.50	-17.1	V	3.0	36.4	1.0	-52.5	-13.0	-39.5	
3326.00	-20.8	V	3.0	36.1	1.0	-55.9	-13.0	-42.9	
1663.00	-7.6	H	3.0	37.0	1.0	-43.6	-13.0	-30.6	
2494.50	-16.8	H	3.0	36.4	1.0	-52.2	-13.0	-39.2	
3326.00	-20.9	H	3.0	36.1	1.0	-56.0	-13.0	-43.0	
High Ch, 846.5									
1693.00	1.6	V	3.0	37.0	1.0	-34.4	-13.0	-21.4	
2539.50	-9.5	V	3.0	36.4	1.0	-45.0	-13.0	-32.0	
3386.00	-20.4	V	3.0	36.1	1.0	-55.5	-13.0	-42.5	
1693.00	-7.6	H	3.0	37.0	1.0	-43.6	-13.0	-30.6	
2539.50	-18.6	H	3.0	36.4	1.0	-54.0	-13.0	-41.0	
3386.00	-21.2	H	3.0	36.1	1.0	-56.3	-13.0	-43.3	

This report shall not be reproduced except in full, without the written approval of UL Verification Services Inc.

UL Verification Services, Inc.
Above 1GHz High Frequency Substitution Measurement

Company: LG Electronics
Project #: 15I20150
Date: 3/12/2015
Test Engineer: R.Z
Configuration: EUT/ AC Charger/ Headset
Location: Chamber G
Mode: LTE_QPSK Band 26 Harmonics, 5MHz Bandwidth

Band
LTE26
5MHz
QPSK

f MHz	SG reading (dBm)	Ant. Pol. (H/V)	Distance (m)	Preamp (dB)	Filter (dB)	EIRP (dBm)	Limit (dBm)	Delta (dB)	Notes
Low Ch, 816.5									
1633.00	-1.6	V	3.0	37.0	1.0	-37.6	-13.0	-24.6	
2449.50	-14.8	V	3.0	36.4	1.0	-50.3	-13.0	-37.3	
3266.00	-19.8	V	3.0	36.2	1.0	-54.9	-13.0	-41.9	
1633.00	-7.7	H	3.0	37.0	1.0	-43.7	-13.0	-30.7	
2449.50	-17.5	H	3.0	36.4	1.0	-52.9	-13.0	-39.9	
3266.00	-20.7	H	3.0	36.2	1.0	-55.8	-13.0	-42.8	
Mid Ch, 831.5									
1663.00	1.5	V	3.0	37.0	1.0	-34.5	-13.0	-21.5	
2494.50	-14.9	V	3.0	36.4	1.0	-50.3	-13.0	-37.3	
3326.00	-20.8	V	3.0	36.1	1.0	-55.9	-13.0	-42.9	
1663.00	-5.4	H	3.0	37.0	1.0	-41.4	-13.0	-28.4	
2494.50	-15.0	H	3.0	36.4	1.0	-50.4	-13.0	-37.4	
3326.00	-20.0	H	3.0	36.1	1.0	-55.1	-13.0	-42.1	
High Ch, 846.5									
1693.00	1.9	V	3.0	37.0	1.0	-34.1	-13.0	-21.1	
2539.50	-9.6	V	3.0	36.4	1.0	-45.0	-13.0	-32.0	
3386.00	-21.1	V	3.0	36.1	1.0	-56.2	-13.0	-43.2	
1693.00	-5.1	H	3.0	37.0	1.0	-41.1	-13.0	-28.1	
2539.50	-14.8	H	3.0	36.4	1.0	-50.2	-13.0	-37.2	
3386.00	-20.9	H	3.0	36.1	1.0	-56.0	-13.0	-43.0	

UL VERIFICATION SERVICES INC. FORM NO: CCSUP4701I
47173 BENICIA STREET, FREMONT, CA 94538, USA TEL: (510) 771-1000 FAX: (510) 661-0888
This report shall not be reproduced except in full, without the written approval of UL Verification Services Inc.

UL Verification Services, Inc.
Above 1GHz High Frequency Substitution Measurement

Company: LG Electronics
Project #: 15I20150
Date: 3/12/2015
Test Engineer: R.Z
Configuration: EUT/ AC Charger/ Headset
Location: Chamber G
Mode: LTE_16QAM Band 26 Harmonics, 3MHz Bandwidth

Band
LTE26
3MHz
16QAM

f MHz	SG reading (dBm)	Ant. Pol. (H/V)	Distance (m)	Preamp (dB)	Filter (dB)	EIRP (dBm)	Limit (dBm)	Delta (dB)	Notes
Low Ch, 815.5									
1631.00	-2.3	V	3.0	37.0	1.0	-38.4	-13.0	-25.4	
2446.50	-16.0	V	3.0	36.4	1.0	-51.4	-13.0	-38.4	
3262.00	-20.6	V	3.0	36.2	1.0	-55.8	-13.0	-42.8	
1631.00	-8.0	H	3.0	37.0	1.0	-44.1	-13.0	-31.1	
2446.50	-19.3	H	3.0	36.4	1.0	-54.7	-13.0	-41.7	
3262.00	-21.1	H	3.0	36.2	1.0	-56.3	-13.0	-43.3	
Mid Ch, 831.5									
1663.00	1.9	V	3.0	37.0	1.0	-34.1	-13.0	-21.1	
2494.50	-17.0	V	3.0	36.4	1.0	-52.4	-13.0	-39.4	
3326.00	-20.7	V	3.0	36.1	1.0	-55.8	-13.0	-42.8	
1663.00	-9.0	H	3.0	37.0	1.0	-45.0	-13.0	-32.0	
2494.50	-16.1	H	3.0	36.4	1.0	-51.5	-13.0	-38.5	
3326.00	-20.0	H	3.0	36.1	1.0	-55.1	-13.0	-42.1	
High Ch, 847.5									
1695.00	3.4	V	3.0	37.0	1.0	-32.6	-13.0	-19.6	
2542.50	-14.2	V	3.0	36.4	1.0	-49.7	-13.0	-36.7	
3390.00	-19.5	V	3.0	36.1	1.0	-54.6	-13.0	-41.6	
1695.00	-7.5	H	3.0	37.0	1.0	-43.5	-13.0	-30.5	
2542.50	-16.1	H	3.0	36.4	1.0	-51.6	-13.0	-38.6	
3390.00	-22.7	H	3.0	36.1	1.0	-57.8	-13.0	-44.8	

UL VERIFICATION SERVICES INC. FORM NO: CCSUP4701I
47173 BENICIA STREET, FREMONT, CA 94538, USA TEL: (510) 771-1000 FAX: (510) 661-0888
This report shall not be reproduced except in full, without the written approval of UL Verification Services Inc.

UL Verification Services, Inc.
Above 1GHz High Frequency Substitution Measurement

Company: LG Electronics
Project #: 15I20150
Date: 3/12/2015
Test Engineer: R.Z
Configuration: EUT/ AC Charger/ Headset
Location: Chamber G
Mode: LTE_QPSK Band 26 Harmonics, 3MHz Bandwidth

Band
LTE26
3MHz
QPSK

f MHz	SG reading (dBm)	Ant. Pol. (H/V)	Distance (m)	Preamp (dB)	Filter (dB)	EIRP (dBm)	Limit (dBm)	Delta (dB)	Notes
Low Ch, 815.5									
1631.00	-0.7	V	3.0	37.0	1.0	-36.8	-13.0	-23.8	
2446.50	-17.0	V	3.0	36.4	1.0	-52.4	-13.0	-39.4	
3262.00	-20.4	V	3.0	36.2	1.0	-55.6	-13.0	-42.6	
1631.00	-12.3	H	3.0	37.0	1.0	-48.3	-13.0	-35.3	
2446.50	-20.5	H	3.0	36.4	1.0	-55.9	-13.0	-42.9	
3262.00	-20.2	H	3.0	36.2	1.0	-55.4	-13.0	-42.4	
Mid Ch, 831.5									
1663.00	3.6	V	3.0	37.0	1.0	-32.4	-13.0	-19.4	
2494.50	-16.6	V	3.0	36.4	1.0	-52.0	-13.0	-39.0	
3326.00	-18.9	V	3.0	36.1	1.0	-54.0	-13.0	-41.0	
1663.00	-4.8	H	3.0	37.0	1.0	-40.8	-13.0	-27.8	
2494.50	-16.8	H	3.0	36.4	1.0	-52.2	-13.0	-39.2	
3326.00	-18.8	H	3.0	36.1	1.0	-53.9	-13.0	-40.9	
High Ch, 847.5									
1695.00	3.2	V	3.0	37.0	1.0	-32.8	-13.0	-19.8	
2542.50	-16.0	V	3.0	36.4	1.0	-51.5	-13.0	-38.5	
3390.00	-20.5	V	3.0	36.1	1.0	-55.6	-13.0	-42.6	
1695.00	-4.6	H	3.0	37.0	1.0	-40.5	-13.0	-27.5	
2542.50	-14.9	H	3.0	36.4	1.0	-50.3	-13.0	-37.3	
3390.00	-20.7	H	3.0	36.1	1.0	-55.8	-13.0	-42.8	

UL VERIFICATION SERVICES INC. FORM NO: CCSUP4701I
47173 BENICIA STREET, FREMONT, CA 94538, USA TEL: (510) 771-1000 FAX: (510) 661-0888
This report shall not be reproduced except in full, without the written approval of UL Verification Services Inc.

UL Verification Services, Inc.
Above 1GHz High Frequency Substitution Measurement

Company: LG Electronics
Project #: 15I20150
Date: 3/11/2015
Test Engineer: R.Z
Configuration: EUT/ AC Charger/ Headset
Location: Chamber G
Mode: LTE_16QAM Band 26 Harmonics, 1.4MHz Bandwidth

Band
LTE26
1.4MHz
16QAM

f MHz	SG reading (dBm)	Ant. Pol. (H/V)	Distance (m)	Preamp (dB)	Filter (dB)	EIRP (dBm)	Limit (dBm)	Delta (dB)	Notes
Low Ch, 814.7									
1629.40	0.0	V	3.0	37.1	1.0	-36.0	-13.0	-23.0	
2444.10	-10.8	V	3.0	36.4	1.0	-46.3	-13.0	-33.3	
3258.80	-19.7	V	3.0	36.2	1.0	-54.9	-13.0	-41.9	
1629.40	-7.2	H	3.0	37.1	1.0	-43.3	-13.0	-30.3	
2444.10	-11.2	H	3.0	36.4	1.0	-46.7	-13.0	-33.7	
3258.80	-21.0	H	3.0	36.2	1.0	-56.2	-13.0	-43.2	
Mid Ch, 831.5									
1663.00	2.8	V	3.0	37.0	1.0	-33.2	-13.0	-20.2	
2494.50	-11.5	V	3.0	36.4	1.0	-46.9	-13.0	-33.9	
3326.00	-20.8	V	3.0	36.1	1.0	-55.9	-13.0	-42.9	
1663.00	-8.0	H	3.0	37.0	1.0	-44.0	-13.0	-31.0	
2494.50	-11.4	H	3.0	36.4	1.0	-46.8	-13.0	-33.8	
3326.00	-20.9	H	3.0	36.1	1.0	-56.0	-13.0	-43.0	
High Ch, 848.3									
1696.60	4.2	V	3.0	37.0	1.0	-31.8	-13.0	-18.8	
2544.90	-9.3	V	3.0	36.4	1.0	-44.7	-13.0	-31.7	
3393.20	-21.1	V	3.0	36.1	1.0	-56.1	-13.0	-43.1	
1696.60	-2.2	H	3.0	37.0	1.0	-38.1	-13.0	-25.1	
2544.90	-6.9	H	3.0	36.4	1.0	-42.3	-13.0	-29.3	
3393.20	-19.8	H	3.0	36.1	1.0	-54.9	-13.0	-41.9	

UL VERIFICATION SERVICES INC. FORM NO: CCSUP4701I
47173 BENICIA STREET, FREMONT, CA 94538, USA TEL: (510) 771-1000 FAX: (510) 661-0888
This report shall not be reproduced except in full, without the written approval of UL Verification Services Inc.

UL Verification Services, Inc.
Above 1GHz High Frequency Substitution Measurement

Company: LG Electronics
Project #: 15I20150
Date: 3/11/2015
Test Engineer: R.Z
Configuration: EUT/ AC Charger/ Headset
Location: Chamber G
Mode: LTE_QPSK Band 26 Harmonics, 1.4MHz Bandwidth

Band
LTE26
1.4MHz
QPSK

f MHz	SG reading (dBm)	Ant. Pol. (H/V)	Distance (m)	Preamp (dB)	Filter (dB)	EIRP (dBm)	Limit (dBm)	Delta (dB)	Notes
Low Ch, 814.7									
1629.40	1.8	V	3.0	37.1	1.0	-34.3	-13.0	-21.3	
2444.10	-11.1	V	3.0	36.4	1.0	-46.6	-13.0	-33.6	
3258.80	-19.2	V	3.0	36.2	1.0	-54.4	-13.0	-41.4	
1629.40	-9.3	H	3.0	37.1	1.0	-45.4	-13.0	-32.4	
2444.10	-15.0	H	3.0	36.4	1.0	-50.5	-13.0	-37.5	
3258.80	-20.2	H	3.0	36.2	1.0	-55.4	-13.0	-42.4	
Mid Ch, 831.5									
1663.00	3.7	V	3.0	37.0	1.0	-32.3	-13.0	-19.3	
2494.50	-9.3	V	3.0	36.4	1.0	-44.7	-13.0	-31.7	
3326.00	-20.4	V	3.0	36.1	1.0	-55.5	-13.0	-42.5	
1663.00	-8.7	H	3.0	37.0	1.0	-44.7	-13.0	-31.7	
2494.50	-9.9	H	3.0	36.4	1.0	-45.3	-13.0	-32.3	
3326.00	-21.6	H	3.0	36.1	1.0	-56.7	-13.0	-43.7	
High Ch, 848.3									
1696.60	5.2	V	3.0	37.0	1.0	-30.8	-13.0	-17.8	
2544.90	-7.3	V	3.0	36.4	1.0	-42.7	-13.0	-29.7	
3393.20	-20.6	V	3.0	36.1	1.0	-55.6	-13.0	-42.6	
1696.60	-2.9	H	3.0	37.0	1.0	-38.8	-13.0	-25.8	
2544.90	-11.4	H	3.0	36.4	1.0	-46.8	-13.0	-33.8	
3393.20	-20.3	H	3.0	36.1	1.0	-55.4	-13.0	-42.4	

This report shall not be reproduced except in full, without the written approval of UL Verification Services Inc.

LTE Band 25

UL Verification Services, Inc.
Above 1GHz High Frequency Substitution Measurement

Company: LG Electronics
Project #: 15I20150
Date: 3/11/2015
Test Engineer: R.Z
Configuration: EUT/ AC Charger/ Headset
Location: Chamber G
Mode: LTE_16QAM Band 25 Harmonics, 20MHz Bandwidth

Band LTE25 20MHz 16QAM

f MHz	SG reading (dBm)	Ant. Pol. (H/V)	Distance (m)	Preamp (dB)	Filter (dB)	EIRP (dBm)	Limit (dBm)	Delta (dB)	Notes
Low Ch, 1860									
3720.00	-17.8	V	3.0	35.8	1.0	-52.7	-13.0	-39.7	
5580.00	6.0	V	3.0	35.5	1.0	-28.5	-13.0	-15.5	
7440.00	-9.2	V	3.0	35.7	1.0	-44.0	-13.0	-31.0	
3720.00	-15.6	H	3.0	35.8	1.0	-50.4	-13.0	-37.4	
5580.00	6.8	H	3.0	35.5	1.0	-27.7	-13.0	-14.7	
7440.00	-9.0	H	3.0	35.7	1.0	-43.7	-13.0	-30.7	
Mid Ch, 1882.5									
3765.00	-18.4	V	3.0	35.8	1.0	-53.2	-13.0	-40.2	
5647.50	0.9	V	3.0	35.5	1.0	-33.6	-13.0	-20.6	
7530.00	-11.5	V	3.0	35.7	1.0	-46.3	-13.0	-33.3	
3765.00	-18.6	H	3.0	35.8	1.0	-53.4	-13.0	-40.4	
5647.50	5.4	H	3.0	35.5	1.0	-29.1	-13.0	-16.1	
7530.00	-8.7	H	3.0	35.7	1.0	-43.5	-13.0	-30.5	
High Ch, 1905									
3810.00	-16.8	V	3.0	35.8	1.0	-51.5	-13.0	-38.5	
5715.00	2.4	V	3.0	35.5	1.0	-32.1	-13.0	-19.1	
7620.00	-9.6	V	3.0	35.8	1.0	-44.4	-13.0	-31.4	
3810.00	-16.5	H	3.0	35.8	1.0	-51.3	-13.0	-38.3	
5715.00	5.8	H	3.0	35.5	1.0	-28.7	-13.0	-15.7	
7620.00	-9.2	H	3.0	35.8	1.0	-43.9	-13.0	-30.9	

UL VERIFICATION SERVICES INC. FORM NO: CCSUP4701I
47173 BENICIA STREET, FREMONT, CA 94538, USA TEL: (510) 771-1000 FAX: (510) 661-0888
This report shall not be reproduced except in full, without the written approval of UL Verification Services Inc.

UL Verification Services, Inc.
Above 1GHz High Frequency Substitution Measurement

Company: LG Electronics
Project #: 15I20150
Date: 3/11/2015
Test Engineer: R.Z
Configuration: EUT/ AC Charger/ Headset
Location: Chamber G
Mode: LTE_QPSK Band 25 Harmonics, 20MHz Bandwidth

Band
LTE25
20MHz
QPSK

f MHz	SG reading (dBm)	Ant. Pol. (H/V)	Distance (m)	Preamp (dB)	Filter (dB)	EIRP (dBm)	Limit (dBm)	Delta (dB)	Notes
Low Ch, 1860									
3720.00	-17.7	V	3.0	35.8	1.0	-52.6	-13.0	-39.6	
5580.00	6.7	V	3.0	35.5	1.0	-27.8	-13.0	-14.8	
7440.00	-9.3	V	3.0	35.7	1.0	-44.0	-13.0	-31.0	
3720.00	-15.3	H	3.0	35.8	1.0	-50.1	-13.0	-37.1	
5580.00	7.1	H	3.0	35.5	1.0	-27.4	-13.0	-14.4	
7440.00	-8.8	H	3.0	35.7	1.0	-43.6	-13.0	-30.6	
Mid Ch, 1882.5									
3765.00	-17.4	V	3.0	35.8	1.0	-52.2	-13.0	-39.2	
5647.50	4.8	V	3.0	35.5	1.0	-29.7	-13.0	-16.7	
7530.00	-9.9	V	3.0	35.7	1.0	-44.7	-13.0	-31.7	
3765.00	-18.1	H	3.0	35.8	1.0	-52.9	-13.0	-39.9	
5647.50	6.1	H	3.0	35.5	1.0	-28.4	-13.0	-15.4	
7530.00	-7.9	H	3.0	35.7	1.0	-42.7	-13.0	-29.7	
High Ch, 1905									
3810.00	106.7	V	3.0	35.8	1.0	72.0	-13.0	85.0	
5715.00	3.1	V	3.0	35.5	1.0	-31.4	-13.0	-18.4	
7620.00	-10.7	V	3.0	35.8	1.0	-45.5	-13.0	-32.5	
3810.00	-17.0	H	3.0	35.8	1.0	-51.8	-13.0	-38.8	
5715.00	6.0	H	3.0	35.5	1.0	-28.5	-13.0	-15.5	
7620.00	-8.7	H	3.0	35.8	1.0	-43.4	-13.0	-30.4	

UL VERIFICATION SERVICES INC. FORM NO: CCSUP4701I
47173 BENICIA STREET, FREMONT, CA 94538, USA TEL: (510) 771-1000 FAX: (510) 661-0888
This report shall not be reproduced except in full, without the written approval of UL Verification Services Inc.

UL Verification Services, Inc.
Above 1GHz High Frequency Substitution Measurement

Company: LG Electronics
Project #: 15I20150
Date: 3/11/2015
Test Engineer: R.Z
Configuration: EUT/ AC Charger/ Headset
Location: Chamber G
Mode: LTE_16QAM Band 25 Harmonics, 15MHz Bandwidth

Band
LTE25
15MHz
16QAM

f MHz	SG reading (dBm)	Ant. Pol. (H/V)	Distance (m)	Preamp (dB)	Filter (dB)	EIRP (dBm)	Limit (dBm)	Delta (dB)	Notes
Low Ch, 1857.5									
3715.00	-17.3	V	3.0	35.8	1.0	-52.1	-13.0	-39.1	
5572.50	2.5	V	3.0	35.5	1.0	-32.0	-13.0	-19.0	
7430.00	-7.3	V	3.0	35.7	1.0	-42.1	-13.0	-29.1	
3715.00	-15.9	H	3.0	35.8	1.0	-50.7	-13.0	-37.7	
5572.50	3.0	H	3.0	35.5	1.0	-31.5	-13.0	-18.5	
7430.00	-8.1	H	3.0	35.7	1.0	-42.8	-13.0	-29.8	
Mid Ch, 1882.5									
3815.00	-17.4	V	3.0	35.8	1.0	-52.3	-13.0	-39.3	
5722.50	1.8	V	3.0	35.5	1.0	-32.7	-13.0	-19.7	
7630.00	-13.7	V	3.0	35.7	1.0	-48.5	-13.0	-35.5	
3815.00	-17.7	H	3.0	35.8	1.0	-52.5	-13.0	-39.5	
5722.50	3.6	H	3.0	35.5	1.0	-30.9	-13.0	-17.9	
7630.00	-8.6	H	3.0	35.7	1.0	-43.4	-13.0	-30.4	
High Ch, 1907.5									
3815.00	-15.7	V	3.0	35.8	1.0	-50.5	-13.0	-37.5	
5722.50	0.9	V	3.0	35.5	1.0	-33.6	-13.0	-20.6	
7630.00	-8.8	V	3.0	35.8	1.0	-43.6	-13.0	-30.6	
3815.00	-17.5	H	3.0	35.8	1.0	-52.3	-13.0	-39.3	
5722.50	2.5	H	3.0	35.5	1.0	-32.0	-13.0	-19.0	
7630.00	-8.2	H	3.0	35.8	1.0	-43.0	-13.0	-30.0	

UL VERIFICATION SERVICES INC. FORM NO: CCSUP4701I
47173 BENICIA STREET, FREMONT, CA 94538, USA TEL: (510) 771-1000 FAX: (510) 661-0888
This report shall not be reproduced except in full, without the written approval of UL Verification Services Inc.

UL Verification Services, Inc.
Above 1GHz High Frequency Substitution Measurement

Company: LG Electronics
Project #: 15I20150
Date: 3/11/2015
Test Engineer: R.Z
Configuration: EUT/ AC Charger/ Headset
Location: Chamber G
Mode: LTE_QPSK Band 25 Harmonics, 15MHz Bandwidth

Band
LTE25
15MHz
QPSK

f MHz	SG reading (dBm)	Ant. Pol. (H/V)	Distance (m)	Preamp (dB)	Filter (dB)	EIRP (dBm)	Limit (dBm)	Delta (dB)	Notes
Low Ch, 1857.5									
3715.00	-17.1	V	3.0	35.8	1.0	-52.0	-13.0	-39.0	
5572.50	2.4	V	3.0	35.5	1.0	-32.1	-13.0	-19.1	
7430.00	-7.5	V	3.0	35.7	1.0	-42.3	-13.0	-29.3	
3715.00	-15.3	H	3.0	35.8	1.0	-50.1	-13.0	-37.1	
5572.50	3.4	H	3.0	35.5	1.0	-31.1	-13.0	-18.1	
7430.00	-8.2	H	3.0	35.7	1.0	-42.9	-13.0	-29.9	
Mid Ch, 1882.5									
3765.00	-16.9	V	3.0	35.8	1.0	-51.7	-13.0	-38.7	
5647.50	2.2	V	3.0	35.5	1.0	-32.3	-13.0	-19.3	
7530.00	-13.6	V	3.0	35.7	1.0	-48.4	-13.0	-35.4	
3765.00	-17.3	H	3.0	35.8	1.0	-52.1	-13.0	-39.1	
5647.50	3.5	H	3.0	35.5	1.0	-31.0	-13.0	-18.0	
7530.00	-9.0	H	3.0	35.7	1.0	-43.8	-13.0	-30.8	
High Ch, 1907.5									
3815.00	-15.6	V	3.0	35.8	1.0	-50.4	-13.0	-37.4	
5722.50	0.6	V	3.0	35.5	1.0	-33.9	-13.0	-20.9	
7630.00	-9.2	V	3.0	35.8	1.0	-44.0	-13.0	-31.0	
3815.00	-17.3	H	3.0	35.8	1.0	-52.1	-13.0	-39.1	
5722.50	2.7	H	3.0	35.5	1.0	-31.8	-13.0	-18.8	
7630.00	-8.0	H	3.0	35.8	1.0	-42.8	-13.0	-29.8	

UL VERIFICATION SERVICES INC. FORM NO: CCSUP4701I
47173 BENICIA STREET, FREMONT, CA 94538, USA TEL: (510) 771-1000 FAX: (510) 661-0888
This report shall not be reproduced except in full, without the written approval of UL Verification Services Inc.

UL Verification Services, Inc.
Above 1GHz High Frequency Substitution Measurement

Company: LG Electronics
Project #: 15I20150
Date: 3/11/2015
Test Engineer: R.Z
Configuration: EUT/ AC Charger/ Headset
Location: Chamber G
Mode: LTE_16QAM Band 25 Harmonics, 10MHz Bandwidth

Band
LTE25
10MHz
16QAM

f MHz	SG reading (dBm)	Ant. Pol. (H/V)	Distance (m)	Preamp (dB)	Filter (dB)	EIRP (dBm)	Limit (dBm)	Delta (dB)	Notes
Low Ch, 1855									
3710.00	-13.6	V	3.0	35.9	1.0	-48.5	-13.0	-35.5	
5565.00	1.6	V	3.0	35.5	1.0	-32.9	-13.0	-19.9	
7420.00	-8.3	V	3.0	35.7	1.0	-43.1	-13.0	-30.1	
3710.00	-10.7	H	3.0	35.9	1.0	-45.6	-13.0	-32.6	
5565.00	5.0	H	3.0	35.5	1.0	-29.4	-13.0	-16.4	
7420.00	-8.8	H	3.0	35.7	1.0	-43.5	-13.0	-30.5	
Mid Ch, 1882.5									
3765.00	-16.8	V	3.0	35.8	1.0	-51.6	-13.0	-38.6	
5647.50	2.8	V	3.0	35.5	1.0	-31.7	-13.0	-18.7	
7530.00	-9.5	V	3.0	35.7	1.0	-44.3	-13.0	-31.3	
3765.00	-16.9	H	3.0	35.8	1.0	-51.7	-13.0	-38.7	
5647.50	1.1	H	3.0	35.5	1.0	-33.4	-13.0	-20.4	
7530.00	-8.8	H	3.0	35.7	1.0	-43.6	-13.0	-30.6	
High Ch, 1910									
3820.00	-15.7	V	3.0	35.8	1.0	-50.5	-13.0	-37.5	
5730.00	2.0	V	3.0	35.5	1.0	-32.5	-13.0	-19.5	
7640.00	-7.2	V	3.0	35.8	1.0	-41.9	-13.0	-28.9	
3820.00	-16.4	H	3.0	35.8	1.0	-51.2	-13.0	-38.2	
5730.00	4.3	H	3.0	35.5	1.0	-30.2	-13.0	-17.2	
7640.00	-9.0	H	3.0	35.8	1.0	-43.8	-13.0	-30.8	

UL VERIFICATION SERVICES INC. FORM NO: CCSUP4701I
47173 BENICIA STREET, FREMONT, CA 94538, USA TEL: (510) 771-1000 FAX: (510) 661-0888
This report shall not be reproduced except in full, without the written approval of UL Verification Services Inc.

UL Verification Services, Inc.
Above 1GHz High Frequency Substitution Measurement

Company: LG Electronics
Project #: 15I20150
Date: 3/11/2015
Test Engineer: R.Z
Configuration: EUT/ AC Charger/ Headset
Location: Chamber G
Mode: LTE_QPSK Band 25 Harmonics, 10MHz Bandwidth

Band
LTE25
10MHz
QPSK

f MHz	SG reading (dBm)	Ant. Pol. (H/V)	Distance (m)	Preamp (dB)	Filter (dB)	EIRP (dBm)	Limit (dBm)	Delta (dB)	Notes
Low Ch, 1855									
3710.00	-13.7	V	3.0	35.9	1.0	-48.6	-13.0	-35.6	
5565.00	1.8	V	3.0	35.5	1.0	-32.7	-13.0	-19.7	
7420.00	-8.1	V	3.0	35.7	1.0	-42.9	-13.0	-29.9	
3710.00	-10.9	H	3.0	35.9	1.0	-45.8	-13.0	-32.8	
5565.00	4.8	H	3.0	35.5	1.0	-29.6	-13.0	-16.6	
7420.00	-8.6	H	3.0	35.7	1.0	-43.3	-13.0	-30.3	
Mid Ch, 1882.5									
3765.00	-17.2	V	3.0	35.8	1.0	-52.0	-13.0	-39.0	
5647.50	3.2	V	3.0	35.5	1.0	-31.3	-13.0	-18.3	
7530.00	-9.3	V	3.0	35.7	1.0	-44.1	-13.0	-31.1	
3765.00	-16.7	H	3.0	35.8	1.0	-51.5	-13.0	-38.5	
5647.50	1.9	H	3.0	35.5	1.0	-32.6	-13.0	-19.6	
7530.00	-8.7	H	3.0	35.7	1.0	-43.5	-13.0	-30.5	
High Ch, 1910									
3820.00	-15.5	V	3.0	35.8	1.0	-50.3	-13.0	-37.3	
5730.00	1.6	V	3.0	35.5	1.0	-32.9	-13.0	-19.9	
7640.00	-6.6	V	3.0	35.8	1.0	-41.3	-13.0	-28.3	
3820.00	-16.3	H	3.0	35.8	1.0	-51.1	-13.0	-38.1	
5730.00	4.5	H	3.0	35.5	1.0	-30.0	-13.0	-17.0	
7640.00	-9.2	H	3.0	35.8	1.0	-44.0	-13.0	-31.0	

UL VERIFICATION SERVICES INC. FORM NO: CCSUP4701I
47173 BENICIA STREET, FREMONT, CA 94538, USA TEL: (510) 771-1000 FAX: (510) 661-0888
This report shall not be reproduced except in full, without the written approval of UL Verification Services Inc.

UL Verification Services, Inc.
Above 1GHz High Frequency Substitution Measurement

Company: LG Electronics
Project #: 15I20150
Date: 3/11/2015
Test Engineer: R.Z
Configuration: EUT/ AC Charger/ Headset
Location: Chamber G
Mode: LTE_16QAM Band 25 Harmonics, 5MHz Bandwidth

Band
LTE25
5MHz
16QAM

f MHz	SG reading (dBm)	Ant. Pol. (H/V)	Distance (m)	Preamp (dB)	Filter (dB)	EIRP (dBm)	Limit (dBm)	Delta (dB)	Notes
Low Ch, 1852.5									
3705.00	-17.0	V	3.0	35.9	1.0	-51.8	-13.0	-38.8	
5557.50	2.6	V	3.0	35.5	1.0	-31.9	-13.0	-18.9	
7410.00	-9.5	V	3.0	35.7	1.0	-44.2	-13.0	-31.2	
3705.00	-11.2	H	3.0	35.9	1.0	-46.1	-13.0	-33.1	
5557.50	3.9	H	3.0	35.5	1.0	-30.5	-13.0	-17.5	
7410.00	-10.5	H	3.0	35.7	1.0	-45.2	-13.0	-32.2	
Mid Ch, 1882.5									
3765.00	-17.3	V	3.0	35.8	1.0	-52.1	-13.0	-39.1	
5647.50	1.8	V	3.0	35.5	1.0	-32.7	-13.0	-19.7	
7530.00	-11.7	V	3.0	35.7	1.0	-46.5	-13.0	-33.5	
3765.00	-18.9	H	3.0	35.8	1.0	-53.7	-13.0	-40.7	
5647.50	2.1	H	3.0	35.5	1.0	-32.4	-13.0	-19.4	
7530.00	-12.9	H	3.0	35.7	1.0	-47.7	-13.0	-34.7	
High Ch, 1912.5									
3825.00	-17.6	V	3.0	35.8	1.0	-52.4	-13.0	-39.4	
5737.50	2.5	V	3.0	35.5	1.0	-32.0	-13.0	-19.0	
7650.00	-7.8	V	3.0	35.8	1.0	-42.5	-13.0	-29.5	
3825.00	-16.8	H	3.0	35.8	1.0	-51.6	-13.0	-38.6	
5737.50	2.9	H	3.0	35.5	1.0	-31.6	-13.0	-18.6	
7650.00	-9.1	H	3.0	35.8	1.0	-43.9	-13.0	-30.9	

This report shall not be reproduced except in full, without the written approval of UL Verification Services Inc.

UL Verification Services, Inc.
Above 1GHz High Frequency Substitution Measurement

Company: LG Electronics
Project #: 15I20150
Date: 3/11/2015
Test Engineer: R.Z
Configuration: EUT/ AC Charger/ Headset
Location: Chamber G
Mode: LTE_QPSK Band 25 Harmonics, 5MHz Bandwidth

Band
LTE25
5MHz
QPSK

f MHz	SG reading (dBm)	Ant. Pol. (H/V)	Distance (m)	Preamp (dB)	Filter (dB)	EIRP (dBm)	Limit (dBm)	Delta (dB)	Notes
Low Ch, 1852.5									
3705.00	-16.4	V	3.0	35.9	1.0	-51.2	-13.0	-38.2	
5557.50	1.8	V	3.0	35.5	1.0	-32.7	-13.0	-19.7	
7410.00	-10.3	V	3.0	35.7	1.0	-45.0	-13.0	-32.0	
3705.00	-13.2	H	3.0	35.9	1.0	-48.1	-13.0	-35.1	
5557.50	4.4	H	3.0	35.5	1.0	-30.1	-13.0	-17.1	
7410.00	-10.9	H	3.0	35.7	1.0	-45.6	-13.0	-32.6	
Mid Ch, 1882.5									
3765.00	-15.5	V	3.0	35.8	1.0	-50.3	-13.0	-37.3	
5647.50	0.0	V	3.0	35.5	1.0	-34.5	-13.0	-21.5	
7530.00	-9.1	V	3.0	35.7	1.0	-43.9	-13.0	-30.9	
3765.00	-18.6	H	3.0	35.8	1.0	-53.4	-13.0	-40.4	
5647.50	2.8	H	3.0	35.5	1.0	-31.7	-13.0	-18.7	
7530.00	-12.2	H	3.0	35.7	1.0	-47.0	-13.0	-34.0	
High Ch, 1912.5									
3825.00	-18.5	V	3.0	35.8	1.0	-53.3	-13.0	-40.3	
5737.50	2.6	V	3.0	35.5	1.0	-31.9	-13.0	-18.9	
7650.00	-7.6	V	3.0	35.8	1.0	-42.3	-13.0	-29.3	
3825.00	-16.2	H	3.0	35.8	1.0	-51.0	-13.0	-38.0	
5737.50	3.3	H	3.0	35.5	1.0	-31.2	-13.0	-18.2	
7650.00	-9.3	H	3.0	35.8	1.0	-44.1	-13.0	-31.1	

UL VERIFICATION SERVICES INC. FORM NO: CCSUP4701I
47173 BENICIA STREET, FREMONT, CA 94538, USA TEL: (510) 771-1000 FAX: (510) 661-0888
This report shall not be reproduced except in full, without the written approval of UL Verification Services Inc.

UL Verification Services, Inc.
Above 1GHz High Frequency Substitution Measurement

Company: LG Electronics
Project #: 15I20150
Date: 3/11/2015
Test Engineer: R.Z
Configuration: EUT/ AC Charger/ Headset
Location: Chamber G
Mode: LTE_16QAM Band 25 Harmonics, 3MHz Bandwidth

Band
LTE25
3MHz
16QAM

f MHz	SG reading (dBm)	Ant. Pol. (H/V)	Distance (m)	Preamp (dB)	Filter (dB)	EIRP (dBm)	Limit (dBm)	Delta (dB)	Notes
Low Ch, 1851.5									
3703.00	-11.9	V	3.0	35.9	1.0	-46.7	-13.0	-33.7	
5554.50	6.5	V	3.0	35.5	1.0	-28.0	-13.0	-15.0	
7406.00	-7.1	V	3.0	35.7	1.0	-41.8	-13.0	-28.8	
3703.00	-10.8	H	3.0	35.9	1.0	-45.7	-13.0	-32.7	
5554.50	7.7	H	3.0	35.5	1.0	-26.8	-13.0	-13.8	
7406.00	-8.4	H	3.0	35.7	1.0	-43.1	-13.0	-30.1	
Mid Ch, 1882.5									
3765.00	-14.7	V	3.0	35.8	1.0	-49.5	-13.0	-36.5	
5647.50	3.5	V	3.0	35.5	1.0	-31.0	-13.0	-18.0	
7530.00	-5.3	V	3.0	35.7	1.0	-40.1	-13.0	-27.1	
3765.00	-15.9	H	3.0	35.8	1.0	-50.7	-13.0	-37.7	
5647.50	5.9	H	3.0	35.5	1.0	-28.6	-13.0	-15.6	
7530.00	-9.3	H	3.0	35.7	1.0	-44.1	-13.0	-31.1	
High Ch, 1913.5									
3827.00	-15.4	V	3.0	35.8	1.0	-50.2	-13.0	-37.2	
5740.50	3.7	V	3.0	35.5	1.0	-30.8	-13.0	-17.8	
7654.00	-7.6	V	3.0	35.8	1.0	-42.3	-13.0	-29.3	
3827.00	-14.7	H	3.0	35.8	1.0	-49.5	-13.0	-36.5	
5740.50	4.1	H	3.0	35.5	1.0	-30.4	-13.0	-17.4	
7654.00	-8.0	H	3.0	35.8	1.0	-42.8	-13.0	-29.8	

This report shall not be reproduced except in full, without the written approval of UL Verification Services Inc.

UL Verification Services, Inc.
Above 1GHz High Frequency Substitution Measurement

Company: LG Electronics
Project #: 15I20150
Date: 3/11/2015
Test Engineer: R.Z
Configuration: EUT/ AC Charger/ Headset
Location: Chamber G
Mode: LTE_QPSK Band 25 Harmonics, 3MHz Bandwidth

Band
LTE25
3MHz
QPSK

f MHz	SG reading (dBm)	Ant. Pol. (H/V)	Distance (m)	Preamp (dB)	Filter (dB)	EIRP (dBm)	Limit (dBm)	Delta (dB)	Notes
Low Ch, 1851.5									
3703.00	-12.1	V	3.0	35.9	1.0	-46.9	-13.0	-33.9	
5554.50	6.6	V	3.0	35.5	1.0	-27.9	-13.0	-14.9	
7406.00	-7.3	V	3.0	35.7	1.0	-42.0	-13.0	-29.0	
3703.00	-10.7	H	3.0	35.9	1.0	-45.6	-13.0	-32.6	
5554.50	8.0	H	3.0	35.5	1.0	-26.5	-13.0	-13.5	
7406.00	-8.1	H	3.0	35.7	1.0	-42.8	-13.0	-29.8	
Mid Ch, 1882.5									
3765.00	-15.9	V	3.0	35.8	1.0	-50.7	-13.0	-37.7	
5647.50	3.8	V	3.0	35.5	1.0	-30.7	-13.0	-17.7	
7530.00	-5.5	V	3.0	35.7	1.0	-40.3	-13.0	-27.3	
3765.00	-16.6	H	3.0	35.8	1.0	-51.4	-13.0	-38.4	
5647.50	6.0	H	3.0	35.5	1.0	-28.5	-13.0	-15.5	
7530.00	-9.8	H	3.0	35.7	1.0	-44.6	-13.0	-31.6	
High Ch, 1913.5									
3827.00	-15.3	V	3.0	35.8	1.0	-50.1	-13.0	-37.1	
5740.50	3.4	V	3.0	35.5	1.0	-31.1	-13.0	-18.1	
7654.00	-7.4	V	3.0	35.8	1.0	-42.1	-13.0	-29.1	
3827.00	-15.5	H	3.0	35.8	1.0	-50.3	-13.0	-37.3	
5740.50	4.3	H	3.0	35.5	1.0	-30.2	-13.0	-17.2	
7654.00	-7.9	H	3.0	35.8	1.0	-42.7	-13.0	-29.7	

UL VERIFICATION SERVICES INC. FORM NO: CCSUP4701I
47173 BENICIA STREET, FREMONT, CA 94538, USA TEL: (510) 771-1000 FAX: (510) 661-0888
This report shall not be reproduced except in full, without the written approval of UL Verification Services Inc.

UL Verification Services, Inc.
Above 1GHz High Frequency Substitution Measurement

Company: LG Electronics
Project #: 15I20150
Date: 3/11/2015
Test Engineer: R.Z
Configuration: EUT/ AC Charger/ Headset
Location: Chamber G
Mode: LTE_16QAM Band 25 Harmonics, 1.4MHz Bandwidth

Band
LTE25
1.4MHz
16QAM

f MHz	SG reading (dBm)	Ant. Pol. (H/V)	Distance (m)	Preamp (dB)	Filter (dB)	EIRP (dBm)	Limit (dBm)	Delta (dB)	Notes
Low Ch, 1850.7									
3701.40	-7.6	V	3.0	35.9	1.0	-42.4	-13.0	-29.4	
5552.10	5.5	V	3.0	35.5	1.0	-29.0	-13.0	-16.0	
7402.80	-10.2	V	3.0	35.7	1.0	-44.9	-13.0	-31.9	
3701.40	-8.1	H	3.0	35.9	1.0	-43.0	-13.0	-30.0	
5552.10	4.3	H	3.0	35.5	1.0	-30.2	-13.0	-17.2	
7402.80	-8.6	H	3.0	35.7	1.0	-43.3	-13.0	-30.3	
Mid Ch, 1882.5									
3765.00	-16.6	V	3.0	35.8	1.0	-44.7	-13.0	-31.7	
5647.50	0.7	V	3.0	35.5	1.0	-33.8	-13.0	-20.8	
7530.00	-6.7	V	3.0	35.7	1.0	-41.5	-13.0	-28.5	
3765.00	-9.1	H	3.0	35.8	1.0	-43.9	-13.0	-30.9	
5647.50	3.1	H	3.0	35.5	1.0	-31.4	-13.0	-18.4	
7530.00	-10.3	H	3.0	35.7	1.0	-45.1	-13.0	-32.1	
High Ch, 1914.3									
3828.60	-16.0	V	3.0	35.8	1.0	-50.8	-13.0	-37.8	
5742.90	1.7	V	3.0	35.5	1.0	-32.8	-13.0	-19.8	
7657.20	-5.9	V	3.0	35.8	1.0	-40.6	-13.0	-27.6	
3828.60	-13.8	H	3.0	35.8	1.0	-48.6	-13.0	-35.6	
5742.90	4.5	H	3.0	35.5	1.0	-30.0	-13.0	-17.0	
7657.20	-9.4	H	3.0	35.8	1.0	-44.2	-13.0	-31.2	

UL VERIFICATION SERVICES INC. FORM NO: CCSUP4701I
47173 BENICIA STREET, FREMONT, CA 94538, USA TEL: (510) 771-1000 FAX: (510) 661-0888
This report shall not be reproduced except in full, without the written approval of UL Verification Services Inc.

UL Verification Services, Inc.
Above 1GHz High Frequency Substitution Measurement

Company: LG Electronics
Project #: 15I20150
Date: 3/11/2015
Test Engineer: R.Z
Configuration: EUT/ AC Charger/ Headset
Location: Chamber G
Mode: LTE_QPSK Band 25 Harmonics, 1.4MHz Bandwidth

Band
LTE25
1.4MHz
QPSK

f MHz	SG reading (dBm)	Ant. Pol. (H/V)	Distance (m)	Preamp (dB)	Filter (dB)	EIRP (dBm)	Limit (dBm)	Delta (dB)	Notes
Low Ch, 1850.7									
3701.40	-7.4	V	3.0	35.9	1.0	-42.3	-13.0	-29.3	
5552.10	6.8	V	3.0	35.5	1.0	-27.7	-13.0	-14.7	
7402.80	-11.3	V	3.0	35.7	1.0	-46.0	-13.0	-33.0	
3701.40	-9.5	H	3.0	35.9	1.0	-44.4	-13.0	-31.4	
5552.10	3.9	H	3.0	35.5	1.0	-30.6	-13.0	-17.6	
7402.80	-9.4	H	3.0	35.7	1.0	-44.1	-13.0	-31.1	
Mid Ch, 1882.5									
3765.00	-16.7	V	3.0	35.8	1.0	-51.5	-13.0	-38.5	
5647.50	1.1	V	3.0	35.5	1.0	-33.4	-13.0	-20.4	
7530.00	-6.6	V	3.0	35.7	1.0	-41.4	-13.0	-28.4	
3765.00	-9.0	H	3.0	35.8	1.0	-43.8	-13.0	-30.8	
5647.50	3.4	H	3.0	35.5	1.0	-31.1	-13.0	-18.1	
7530.00	-10.1	H	3.0	35.7	1.0	-44.9	-13.0	-31.9	
High Ch, 1914.3									
3828.60	-15.9	V	3.0	35.8	1.0	-50.7	-13.0	-37.7	
5742.90	1.2	V	3.0	35.5	1.0	-33.3	-13.0	-20.3	
7657.20	-5.7	V	3.0	35.8	1.0	-40.4	-13.0	-27.4	
3828.60	-14.2	H	3.0	35.8	1.0	-49.0	-13.0	-36.0	
5742.90	5.6	H	3.0	35.5	1.0	-28.9	-13.0	-15.9	
7657.20	-9.3	H	3.0	35.8	1.0	-44.1	-13.0	-31.1	

UL VERIFICATION SERVICES INC. FORM NO: CCSUP4701I
47173 BENICIA STREET, FREMONT, CA 94538, USA TEL: (510) 771-1000 FAX: (510) 661-0888
This report shall not be reproduced except in full, without the written approval of UL Verification Services Inc.

LTE Band 12

UL Verification Services, Inc.
Above 1GHz High Frequency Substitution Measurement

Company: LG Electronics
Project #: 15I20150
Date: 03/11/15
Test Engineer: R.Z
Configuration: EUT/ AC Charger/ Headset
Location: Chamber G
Mode: LTE_16QAM Band 12 Harmonics, 10MHz Bandwidth

Band
LTE12
10MHz
16QAM

f MHz	SG reading (dBm)	Ant. Pol. (H/V)	Distance (m)	Preamp (dB)	Filter (dB)	EIRP (dBm)	Limit (dBm)	Delta (dB)	Note
Low Ch,704									
1408.00	-9.5	V	3.0	37.4	1.0	-45.9	-13.0	-32.9	
2112.00	-12.7	V	3.0	36.6	1.0	-48.3	-13.0	-35.3	
2816.00	-20.1	V	3.0	36.4	1.0	-55.5	-13.0	-42.5	
1408.00	-9.2	H	3.0	37.4	1.0	-45.5	-13.0	-32.5	
2112.00	-15.0	H	3.0	36.6	1.0	-50.6	-13.0	-37.6	
2816.00	-22.1	H	3.0	36.4	1.0	-57.5	-13.0	-44.5	
Mid Ch,707.5									
1415.00	-10.6	V	3.0	37.3	1.0	-46.9	-13.0	-33.9	
2122.50	-14.3	V	3.0	36.6	1.0	-49.9	-13.0	-36.9	
2830.00	-21.1	V	3.0	36.4	1.0	-56.5	-13.0	-43.5	
1415.00	-12.4	H	3.0	37.3	1.0	-48.8	-13.0	-35.8	
2122.50	-15.6	H	3.0	36.6	1.0	-51.2	-13.0	-38.2	
2830.00	-23.1	H	3.0	36.4	1.0	-58.4	-13.0	-45.4	
High Ch,711									
1422.00	-9.8	V	3.0	37.3	1.0	-46.1	-13.0	-33.1	
2133.00	-10.6	V	3.0	36.6	1.0	-46.1	-13.0	-33.1	
2844.00	-17.6	V	3.0	36.4	1.0	-52.9	-13.0	-39.9	
1422.00	-9.5	H	3.0	37.3	1.0	-45.8	-13.0	-32.8	
2133.00	-13.7	H	3.0	36.6	1.0	-49.2	-13.0	-36.2	

This report shall not be reproduced except in full, without the written approval of UL Verification Services Inc.

UL Verification Services, Inc.
Above 1GHz High Frequency Substitution Measurement

Company: LG Electronics
Project #: 15I20150
Date: 03/11/15
Test Engineer: R.Z
Configuration: EUT/ AC Charger/ Headset
Location: Chamber G
Mode: LTE_QPSK Band 12 Harmonics, 10MHz Bandwidth

Band
LTE12
10MHz
QPSK

f MHz	SG reading (dBm)	Ant. Pol. (H/V)	Distance (m)	Preamp (dB)	Filter (dB)	EIRP (dBm)	Limit (dBm)	Delta (dB)	Notes
Low Ch,704									
1408.00	-9.9	V	3.0	37.4	1.0	-46.3	-13.0	-33.3	
2112.00	-12.8	V	3.0	36.6	1.0	-48.4	-13.0	-35.4	
2816.00	-19.7	V	3.0	36.4	1.0	-55.1	-13.0	-42.1	
1408.00	-9.5	H	3.0	37.4	1.0	-45.8	-13.0	-32.8	
2112.00	-15.3	H	3.0	36.6	1.0	-50.9	-13.0	-37.9	
2816.00	-21.9	H	3.0	36.4	1.0	-57.3	-13.0	-44.3	
Mid Ch,707.5									
1415.00	-10.3	V	3.0	37.3	1.0	-46.6	-13.0	-33.6	
2122.50	-15.2	V	3.0	36.6	1.0	-50.8	-13.0	-37.8	
2830.00	-21.3	V	3.0	36.4	1.0	-56.7	-13.0	-43.7	
1415.00	-13.0	H	3.0	37.3	1.0	-49.4	-13.0	-36.4	
2122.50	-15.4	H	3.0	36.6	1.0	-51.0	-13.0	-38.0	
2830.00	-22.2	H	3.0	36.4	1.0	-57.5	-13.0	-44.5	
High Ch,711									
1422.00	-9.4	V	3.0	37.3	1.0	-45.7	-13.0	-32.7	
2133.00	-9.0	V	3.0	36.6	1.0	-44.5	-13.0	-31.5	
2844.00	-17.0	V	3.0	36.4	1.0	-52.3	-13.0	-39.3	
1422.00	-9.4	H	3.0	37.3	1.0	-45.7	-13.0	-32.7	
2133.00	-13.3	H	3.0	36.6	1.0	-48.8	-13.0	-35.8	

This report shall not be reproduced except in full, without the written approval of UL Verification Services Inc.

UL Verification Services, Inc.
Above 1GHz High Frequency Substitution Measurement

Company: LG Electronics
Project #: 15I20150
Date: 03/11/15
Test Engineer: R.Z
Configuration: EUT/ AC Charger/ Headset
Location: Chamber G
Mode: LTE_16QAM Band 12 Harmonics, 5MHz Bandwidth

Band
LTE12
5MHz
16QAM

f MHz	SG reading (dBm)	Ant. Pol. (H/V)	Distance (m)	Preamp (dB)	Filter (dB)	EIRP (dBm)	Limit (dBm)	Delta (dB)	Notes
Low Ch, 701.50									
1403.00	-9.0	V	3.0	37.4	1.0	-45.4	-13.0	-32.4	
2104.50	-12.0	V	3.0	36.6	1.0	-47.6	-13.0	-34.6	
2806.00	-21.6	V	3.0	36.4	1.0	-57.0	-13.0	-44.0	
1403.00	-9.0	H	3.0	37.4	1.0	-45.3	-13.0	-32.3	
2104.50	-15.6	H	3.0	36.6	1.0	-51.2	-13.0	-38.2	
2806.00	-22.6	H	3.0	36.4	1.0	-58.0	-13.0	-45.0	
Mid Ch, 707.50									
1415.00	-7.9	V	3.0	37.3	1.0	-44.2	-13.0	-31.2	
2122.50	-15.8	V	3.0	36.6	1.0	-51.4	-13.0	-38.4	
2830.00	-18.1	V	3.0	36.4	1.0	-53.5	-13.0	-40.5	
1415.00	-12.0	H	3.0	37.3	1.0	-48.4	-13.0	-35.4	
2122.50	-19.3	H	3.0	36.6	1.0	-54.9	-13.0	-41.9	
2830.00	-20.2	H	3.0	36.4	1.0	-55.5	-13.0	-42.5	
High Ch, 713.50									
1427.00	-6.3	V	3.0	37.3	1.0	-42.6	-13.0	-29.6	
2140.50	-12.2	V	3.0	36.6	1.0	-47.7	-13.0	-34.7	
2854.00	-20.5	V	3.0	36.4	1.0	-55.8	-13.0	-42.8	
1427.00	-7.0	H	3.0	37.3	1.0	-43.3	-13.0	-30.3	
2140.50	-16.5	H	3.0	36.6	1.0	-52.0	-13.0	-39.0	

This report shall not be reproduced except in full, without the written approval of UL Verification Services Inc.

UL Verification Services, Inc.
Above 1GHz High Frequency Substitution Measurement

Company: LG Electronics
Project #: 15I20150
Date: 03/11/15
Test Engineer: R.Z
Configuration: EUT/ AC Charger/ Headset
Location: Chamber G
Mode: LTE_QPSK Band 12 Harmonics, 5MHz Bandwidth

Band
LTE12
5MHz
QPSK

f MHz	SG reading (dBm)	Ant. Pol. (H/V)	Distance (m)	Preamp (dB)	Filter (dB)	EIRP (dBm)	Limit (dBm)	Delta (dB)	Notes
Low Ch, 701.50									
1403.00	-9.1	V	3.0	37.4	1.0	-45.5	-13.0	-32.5	
2104.50	-10.8	V	3.0	36.6	1.0	-46.4	-13.0	-33.4	
2806.00	-21.3	V	3.0	36.4	1.0	-56.7	-13.0	-43.7	
1403.00	-9.2	H	3.0	37.4	1.0	-45.5	-13.0	-32.5	
2104.50	-14.8	H	3.0	36.6	1.0	-50.4	-13.0	-37.4	
2806.00	-21.6	H	3.0	36.4	1.0	-57.0	-13.0	-44.0	
Mid Ch, 707.50									
1415.00	-7.2	V	3.0	37.3	1.0	-43.5	-13.0	-30.5	
2122.50	-15.5	V	3.0	36.6	1.0	-51.1	-13.0	-38.1	
2830.00	-17.6	V	3.0	36.4	1.0	-53.0	-13.0	-40.0	
1415.00	-11.3	H	3.0	37.3	1.0	-47.7	-13.0	-34.7	
2122.50	-18.8	H	3.0	36.6	1.0	-54.4	-13.0	-41.4	
2830.00	-20.4	H	3.0	36.4	1.0	-55.7	-13.0	-42.7	
High Ch, 713.50									
1427.00	-6.0	V	3.0	37.3	1.0	-42.3	-13.0	-29.3	
2140.50	-11.6	V	3.0	36.6	1.0	-47.1	-13.0	-34.1	
2854.00	-20.2	V	3.0	36.4	1.0	-55.5	-13.0	-42.5	
1427.00	-6.0	H	3.0	37.3	1.0	-42.3	-13.0	-29.3	
2140.50	-17.2	H	3.0	36.6	1.0	-52.7	-13.0	-39.7	

This report shall not be reproduced except in full, without the written approval of UL Verification Services Inc.

UL Verification Services, Inc.
Above 1GHz High Frequency Substitution Measurement

Company: LG Electronics
Project #: 15I20150
Date: 03/11/15
Test Engineer: R.Z
Configuration: EUT/ AC Charger/ Headset
Location: Chamber G
Mode: LTE_16QAM Band 12 Harmonics, 3MHz Bandwidth

Band
LTE12
3MHz
16QAM

f MHz	SG reading (dBm)	Ant. Pol. (H/V)	Distance (m)	Preamp (dB)	Filter (dB)	EIRP (dBm)	Limit (dBm)	Delta (dB)	Notes
Low Ch, 700.5									
1401.00	-11.0	V	3.0	37.4	1.0	-47.4	-13.0	-34.4	
2101.50	-11.9	V	3.0	36.6	1.0	-47.5	-13.0	-34.5	
2802.00	-19.9	V	3.0	36.4	1.0	-55.3	-13.0	-42.3	
1401.00	-11.1	H	3.0	37.4	1.0	-47.4	-13.0	-34.4	
2101.50	-15.4	H	3.0	36.6	1.0	-51.0	-13.0	-38.0	
2802.00	-20.1	H	3.0	36.4	1.0	-55.5	-13.0	-42.5	
Mid Ch, 707.50									
1415.00	-10.7	V	3.0	37.3	1.0	-47.0	-13.0	-34.0	
2122.00	-12.8	V	3.0	36.6	1.0	-48.4	-13.0	-35.4	
2830.00	-18.6	V	3.0	36.4	1.0	-54.0	-13.0	-41.0	
1415.00	-9.9	H	3.0	37.3	1.0	-46.3	-13.0	-33.3	
2122.00	-14.4	H	3.0	36.6	1.0	-50.0	-13.0	-37.0	
2830.00	-20.1	H	3.0	36.4	1.0	-55.4	-13.0	-42.4	
High Ch, 714.5									
1429.00	-8.0	V	3.0	37.3	1.0	-44.3	-13.0	-31.3	
2143.50	-16.1	V	3.0	36.6	1.0	-51.6	-13.0	-38.6	
2858.00	-19.4	V	3.0	36.4	1.0	-54.7	-13.0	-41.7	
1429.00	-9.6	H	3.0	37.3	1.0	-45.9	-13.0	-32.9	
2143.50	-19.7	H	3.0	36.6	1.0	-55.2	-13.0	-42.2	

UL VERIFICATION SERVICES INC. FORM NO: CCSUP4701I
47173 BENICIA STREET, FREMONT, CA 94538, USA TEL: (510) 771-1000 FAX: (510) 661-0888
This report shall not be reproduced except in full, without the written approval of UL Verification Services Inc.

UL Verification Services, Inc.
Above 1GHz High Frequency Substitution Measurement

Company: LG Electronics
Project #: 15I20150
Date: 03/11/15
Test Engineer: R.Z
Configuration: EUT/ AC Charger/ Headset
Location: Chamber G
Mode: LTE_QPSK Band 12 Harmonics, 3MHz Bandwidth

Band
LTE12
3MHz
QPSK

f MHz	SG reading (dBm)	Ant. Pol. (H/V)	Distance (m)	Preamp (dB)	Filter (dB)	EIRP (dBm)	Limit (dBm)	Delta (dB)	Notes
Low Ch, 700.5									
1401.00	-11.3	V	3.0	37.4	1.0	-47.6	-13.0	-34.6	
2101.50	-12.3	V	3.0	36.6	1.0	-47.9	-13.0	-34.9	
2802.00	-20.3	V	3.0	36.4	1.0	-55.7	-13.0	-42.7	
1401.00	-10.2	H	3.0	37.4	1.0	-46.5	-13.0	-33.5	
2101.50	-14.9	H	3.0	36.6	1.0	-50.5	-13.0	-37.5	
2802.00	-19.3	H	3.0	36.4	1.0	-54.7	-13.0	-41.7	
Mid Ch, 707.50									
1415.00	-10.2	V	3.0	37.3	1.0	-46.5	-13.0	-33.5	
2122.00	-12.6	V	3.0	36.6	1.0	-48.2	-13.0	-35.2	
2830.00	-18.1	V	3.0	36.4	1.0	-53.5	-13.0	-40.5	
1415.00	-10.1	H	3.0	37.3	1.0	-46.4	-13.0	-33.4	
2122.00	-14.6	H	3.0	36.6	1.0	-50.2	-13.0	-37.2	
2830.00	-19.4	H	3.0	36.4	1.0	-54.7	-13.0	-41.7	
High Ch, 714.5									
1429.00	-7.6	V	3.0	37.3	1.0	-43.9	-13.0	-30.9	
2143.50	-17.4	V	3.0	36.6	1.0	-52.9	-13.0	-39.9	
2858.00	-19.2	V	3.0	36.4	1.0	-54.5	-13.0	-41.5	
1429.00	-8.7	H	3.0	37.3	1.0	-45.0	-13.0	-32.0	
2143.50	-19.2	H	3.0	36.6	1.0	-54.7	-13.0	-41.7	

This report shall not be reproduced except in full, without the written approval of UL Verification Services Inc.

UL Verification Services, Inc.
Above 1GHz High Frequency Substitution Measurement

Company: LG Electronics
Project #: 15I20150
Date: 03/11/15
Test Engineer: R.Z
Configuration: EUT/ AC Charger/ Headset
Location: Chamber G
Mode: LTE_16QAM Band 12 Harmonics, 1.4MHz Bandwidth

Band
LTE12
1.4MHz
16QAM

f MHz	SG reading (dBm)	Ant. Pol. (H/V)	Distance (m)	Preamp (dB)	Filter (dB)	EIRP (dBm)	Limit (dBm)	Delta (dB)	Notes
Low Ch, 699.7									
1399.40	-10.6	V	3.0	37.4	1.0	-47.0	-13.0	-34.0	
2099.10	-10.5	V	3.0	36.6	1.0	-46.1	-13.0	-33.1	
2798.80	-22.3	V	3.0	36.4	1.0	-57.7	-13.0	-44.7	
1399.40	-9.4	H	3.0	37.4	1.0	-45.7	-13.0	-32.7	
2099.10	-12.6	H	3.0	36.6	1.0	-48.2	-13.0	-35.2	
2798.80	-21.9	H	3.0	36.4	1.0	-57.3	-13.0	-44.3	
Mid Ch, 707.50									
1415.00	-11.2	V	3.0	37.3	1.0	-47.5	-13.0	-34.5	
2122.00	-13.0	V	3.0	36.6	1.0	-48.6	-13.0	-35.6	
2830.00	-19.3	V	3.0	36.4	1.0	-54.7	-13.0	-41.7	
1415.00	-9.6	H	3.0	37.3	1.0	-46.0	-13.0	-33.0	
2122.00	-17.0	H	3.0	36.6	1.0	-52.6	-13.0	-39.6	
2830.00	-19.1	H	3.0	36.4	1.0	-54.4	-13.0	-41.4	
High Ch, 715.3									
1430.60	-6.4	V	3.0	37.3	1.0	-42.7	-13.0	-29.7	
2145.90	-16.2	V	3.0	36.6	1.0	-51.7	-13.0	-38.7	
2861.20	-16.6	V	3.0	36.4	1.0	-51.9	-13.0	-38.9	
1430.60	-11.1	H	3.0	37.3	1.0	-47.4	-13.0	-34.4	
2145.90	-18.5	H	3.0	36.6	1.0	-54.0	-13.0	-41.0	

This report shall not be reproduced except in full, without the written approval of UL Verification Services Inc.

UL Verification Services, Inc.
Above 1GHz High Frequency Substitution Measurement

Company: LG Electronics
Project #: 15I20150
Date: 3/11/2015
Test Engineer: R.Z
Configuration: EUT/ AC Charger/ Headset
Location: Chamber G
Mode: LTE_QPSK Band 12 Harmonics, 1.4MHz Bandwidth

Band
LTE12
1.4MHz
QPSK

f MHz	SG reading (dBm)	Ant. Pol. (H/V)	Distance (m)	Preamp (dB)	Filter (dB)	EIRP (dBm)	Limit (dBm)	Delta (dB)	Notes
Low Ch, 699.7									
1399.40	-11.0	V	3.0	37.4	1.0	-47.3	-13.0	-34.3	
2099.10	-12.1	V	3.0	36.6	1.0	-47.7	-13.0	-34.7	
2798.80	-20.6	V	3.0	36.4	1.0	-56.0	-13.0	-43.0	
1399.40	-7.8	H	3.0	37.4	1.0	-44.1	-13.0	-31.1	
2099.10	-15.1	H	3.0	36.6	1.0	-50.7	-13.0	-37.7	
2798.80	-22.3	H	3.0	36.4	1.0	-57.7	-13.0	-44.7	
Mid Ch, 707.50									
1415.00	-8.8	V	3.0	37.3	1.0	-45.1	-13.0	-32.1	
2122.00	-11.5	V	3.0	36.6	1.0	-47.1	-13.0	-34.1	
2830.00	-18.1	V	3.0	36.4	1.0	-53.5	-13.0	-40.5	
1415.00	-10.0	H	3.0	37.3	1.0	-46.4	-13.0	-33.4	
2122.00	-16.7	H	3.0	36.6	1.0	-52.3	-13.0	-39.3	
2830.00	-18.7	H	3.0	36.4	1.0	-54.0	-13.0	-41.0	
High Ch, 715.3									
1430.60	-7.7	V	3.0	37.3	1.0	-44.0	-13.0	-31.0	
2145.90	-15.4	V	3.0	36.6	1.0	-50.9	-13.0	-37.9	
2861.20	-18.1	V	3.0	36.4	1.0	-53.4	-13.0	-40.4	
1430.60	-7.6	H	3.0	37.3	1.0	-43.9	-13.0	-30.9	
2145.90	-17.7	H	3.0	36.6	1.0	-53.2	-13.0	-40.2	

UL VERIFICATION SERVICES INC. FORM NO: CCSUP4701I
47173 BENICIA STREET, FREMONT, CA 94538, USA TEL: (510) 771-1000 FAX: (510) 661-0888
This report shall not be reproduced except in full, without the written approval of UL Verification Services Inc.

LTE Band 5

UL Verification Services, Inc.
Above 1GHz High Frequency Substitution Measurement

Company: LG Electronics
Project #: 15I20150
Date: 3/12/2015
Test Engineer: R.Z
Configuration: EUT/ AC Charger/ Headset
Location: Chamber G
Mode: LTE_16QAM Band 5 Harmonics, 10MHz Bandwidth

Band LTE5 10MHz 16QAM

f MHz	SG reading (dBm)	Ant. Pol. (H/V)	Distance (m)	Preamp (dB)	Filter (dB)	EIRP (dBm)	Limit (dBm)	Delta (dB)	Notes
Low Ch, 829									
1658.00	0.4	V	3.0	37.0	1.0	-35.7	-13.0	-22.7	
2487.00	-12.8	V	3.0	36.4	1.0	-48.2	-13.0	-35.2	
3316.00	-21.3	V	3.0	36.2	1.0	-56.5	-13.0	-43.5	
1658.00	-12.4	H	3.0	37.0	1.0	-48.4	-13.0	-35.4	
2487.00	-18.1	H	3.0	36.4	1.0	-53.6	-13.0	-40.6	
3316.00	-21.1	H	3.0	36.2	1.0	-56.3	-13.0	-43.3	
Mid Ch, 836.5									
1673.00	2.1	V	3.0	37.0	1.0	-33.9	-13.0	-20.9	
2509.50	-16.8	V	3.0	36.4	1.0	-52.2	-13.0	-39.2	
3346.00	-19.8	V	3.0	36.1	1.0	-54.9	-13.0	-41.9	
1673.00	-12.4	H	3.0	37.0	1.0	-48.5	-13.0	-35.5	
2509.50	-18.7	H	3.0	36.4	1.0	-54.1	-13.0	-41.1	
3346.00	-20.5	H	3.0	36.1	1.0	-55.6	-13.0	-42.6	
High Ch, 844									
1688.00	3.7	V	3.0	37.0	1.0	-32.3	-13.0	-19.3	
2532.00	-12.7	V	3.0	36.4	1.0	-48.1	-13.0	-35.1	
3376.00	-21.1	V	3.0	36.1	1.0	-56.2	-13.0	-43.2	
1688.00	-6.0	H	3.0	37.0	1.0	-42.0	-13.0	-29.0	
2532.00	-15.0	H	3.0	36.4	1.0	-50.4	-13.0	-37.4	
3376.00	-21.2	H	3.0	36.1	1.0	-56.3	-13.0	-43.3	

UL VERIFICATION SERVICES INC. FORM NO: CCSUP4701I
47173 BENICIA STREET, FREMONT, CA 94538, USA TEL: (510) 771-1000 FAX: (510) 661-0888
This report shall not be reproduced except in full, without the written approval of UL Verification Services Inc.

UL Verification Services, Inc.
Above 1GHz High Frequency Substitution Measurement

Company: LG Electronics
Project #: 15I20150
Date: 3/12/2015
Test Engineer: R.Z
Configuration: EUT/ AC Charger/ Headset
Location: Chamber G
Mode: LTE_QPSK Band 5 Harmonics, 10MHz Bandwidth

Band
LTE5
10MHz
QPSK

f MHz	SG reading (dBm)	Ant. Pol. (H/V)	Distance (m)	Preamp (dB)	Filter (dB)	EIRP (dBm)	Limit (dBm)	Delta (dB)	Notes
Low Ch, 829									
1658.00	0.5	V	3.0	37.0	1.0	-35.6	-13.0	-22.6	
2487.00	-12.9	V	3.0	36.4	1.0	-48.3	-13.0	-35.3	
3316.00	-20.5	V	3.0	36.2	1.0	-55.7	-13.0	-42.7	
1658.00	-10.6	H	3.0	37.0	1.0	-46.6	-13.0	-33.6	
2487.00	-17.4	H	3.0	36.4	1.0	-52.8	-13.0	-39.8	
3316.00	-21.2	H	3.0	36.2	1.0	-56.4	-13.0	-43.4	
Mid Ch, 836.5									
1673.00	-0.9	V	3.0	37.0	1.0	-36.9	-13.0	-23.9	
2509.50	-17.3	V	3.0	36.4	1.0	-52.7	-13.0	-39.7	
3346.00	-21.0	V	3.0	36.1	1.0	-56.1	-13.0	-43.1	
1673.00	-12.3	H	3.0	37.0	1.0	-48.3	-13.0	-35.3	
2509.50	-21.1	H	3.0	36.4	1.0	-56.5	-13.0	-43.5	
3346.00	-20.3	H	3.0	36.1	1.0	-55.4	-13.0	-42.4	
High Ch, 844									
1688.00	2.5	V	3.0	37.0	1.0	-33.5	-13.0	-20.5	
2532.00	-14.9	V	3.0	36.4	1.0	-50.3	-13.0	-37.3	
3376.00	-20.6	V	3.0	36.1	1.0	-55.7	-13.0	-42.7	
1688.00	-8.8	H	3.0	37.0	1.0	-44.8	-13.0	-31.8	
2532.00	-17.5	H	3.0	36.4	1.0	-52.9	-13.0	-39.9	
3376.00	-21.0	H	3.0	36.1	1.0	-56.1	-13.0	-43.1	

UL VERIFICATION SERVICES INC. FORM NO: CCSUP4701I
47173 BENICIA STREET, FREMONT, CA 94538, USA TEL: (510) 771-1000 FAX: (510) 661-0888
This report shall not be reproduced except in full, without the written approval of UL Verification Services Inc.

UL Verification Services, Inc.
Above 1GHz High Frequency Substitution Measurement

Company: LG Electronics
Project #: 15I20150
Date: 3/12/2015
Test Engineer: R.Z
Configuration: EUT/ AC Charger/ Headset
Location: Chamber G
Mode: LTE_16QAM Band 5 Harmonics, 5MHz Bandwidth

Band
LTE5
5MHz
16QAM

f MHz	SG reading (dBm)	Ant. Pol. (H/V)	Distance (m)	Preamp (dB)	Filter (dB)	EIRP (dBm)	Limit (dBm)	Delta (dB)	Notes
Low Ch, 826.5									
1653.00	-1.3	V	3.0	37.0	1.0	-37.3	-13.0	-24.3	
2479.50	-15.5	V	3.0	36.4	1.0	-51.0	-13.0	-38.0	
3306.00	-19.9	V	3.0	36.2	1.0	-55.0	-13.0	-42.0	
1653.00	-9.4	H	3.0	37.0	1.0	-45.5	-13.0	-32.5	
2479.50	-18.1	H	3.0	36.4	1.0	-53.5	-13.0	-40.5	
3306.00	-20.4	H	3.0	36.2	1.0	-55.5	-13.0	-42.5	
Mid Ch, 836.5									
1673.00	3.2	V	3.0	37.0	1.0	-32.9	-13.0	-19.9	
2509.50	-17.1	V	3.0	36.4	1.0	-52.5	-13.0	-39.5	
3346.00	-20.8	V	3.0	36.1	1.0	-55.9	-13.0	-42.9	
1673.00	-7.6	H	3.0	37.0	1.0	-43.6	-13.0	-30.6	
2509.50	-16.8	H	3.0	36.4	1.0	-52.2	-13.0	-39.2	
3346.00	-20.9	H	3.0	36.1	1.0	-56.0	-13.0	-43.0	
High Ch, 846.5									
1693.00	1.6	V	3.0	37.0	1.0	-34.4	-13.0	-21.4	
2539.50	-9.5	V	3.0	36.4	1.0	-45.0	-13.0	-32.0	
3386.00	-20.4	V	3.0	36.1	1.0	-55.5	-13.0	-42.5	
1693.00	-7.6	H	3.0	37.0	1.0	-43.6	-13.0	-30.6	
2539.50	-18.6	H	3.0	36.4	1.0	-54.0	-13.0	-41.0	
3386.00	-21.2	H	3.0	36.1	1.0	-56.3	-13.0	-43.3	

UL VERIFICATION SERVICES INC. FORM NO: CCSUP4701I
47173 BENICIA STREET, FREMONT, CA 94538, USA TEL: (510) 771-1000 FAX: (510) 661-0888
This report shall not be reproduced except in full, without the written approval of UL Verification Services Inc.

UL Verification Services, Inc.
Above 1GHz High Frequency Substitution Measurement

Company: LG Electronics
Project #: 15I20150
Date: 3/12/2015
Test Engineer: R.Z
Configuration: EUT/ AC Charger/ Headset
Location: Chamber G
Mode: LTE_QPSK Band 5 Harmonics, 5MHz Bandwidth

Band
LTE5
5MHz
QPSK

f MHz	SG reading (dBm)	Ant. Pol. (H/V)	Distance (m)	Preamp (dB)	Filter (dB)	EIRP (dBm)	Limit (dBm)	Delta (dB)	Notes
Low Ch, 826.5									
1653.00	-1.6	V	3.0	37.0	1.0	-37.6	-13.0	-24.6	
2479.50	-14.8	V	3.0	36.4	1.0	-50.3	-13.0	-37.3	
3306.00	-19.8	V	3.0	36.2	1.0	-54.9	-13.0	-41.9	
1653.00	-7.7	H	3.0	37.0	1.0	-43.7	-13.0	-30.7	
2479.50	-17.5	H	3.0	36.4	1.0	-52.9	-13.0	-39.9	
3306.00	-20.7	H	3.0	36.2	1.0	-55.8	-13.0	-42.8	
Mid Ch, 836.5									
1673.00	1.5	V	3.0	37.0	1.0	-34.5	-13.0	-21.5	
2509.50	-14.9	V	3.0	36.4	1.0	-50.3	-13.0	-37.3	
3346.00	-20.8	V	3.0	36.1	1.0	-55.9	-13.0	-42.9	
1673.00	-5.4	H	3.0	37.0	1.0	-41.4	-13.0	-28.4	
2509.50	-15.0	H	3.0	36.4	1.0	-50.4	-13.0	-37.4	
3346.00	-20.0	H	3.0	36.1	1.0	-55.1	-13.0	-42.1	
High Ch, 846.5									
1693.00	1.9	V	3.0	37.0	1.0	-34.1	-13.0	-21.1	
2539.50	-9.6	V	3.0	36.4	1.0	-45.0	-13.0	-32.0	
3386.00	-21.1	V	3.0	36.1	1.0	-56.2	-13.0	-43.2	
1693.00	-5.1	H	3.0	37.0	1.0	-41.1	-13.0	-28.1	
2539.50	-14.8	H	3.0	36.4	1.0	-50.2	-13.0	-37.2	
3386.00	-20.9	H	3.0	36.1	1.0	-56.0	-13.0	-43.0	

UL VERIFICATION SERVICES INC. FORM NO: CCSUP4701I
47173 BENICIA STREET, FREMONT, CA 94538, USA TEL: (510) 771-1000 FAX: (510) 661-0888
This report shall not be reproduced except in full, without the written approval of UL Verification Services Inc.