



APPENDIX F: DUT ANTENNA DIAGRAM & SAR TEST SETUP PHOTOGRAPHS

FCC ID ZNFL722DL		SAR EVALUATION REPORT		Approved by: Quality Manager
Test Dates: 04/14/19 – 05/15/19	DUT Type: Portable Handset			APPENDIX F: Page 1 of 10

Note: Exact antenna dimensions and separation distances are shown in the Technical Descriptions in the FCC Filing.

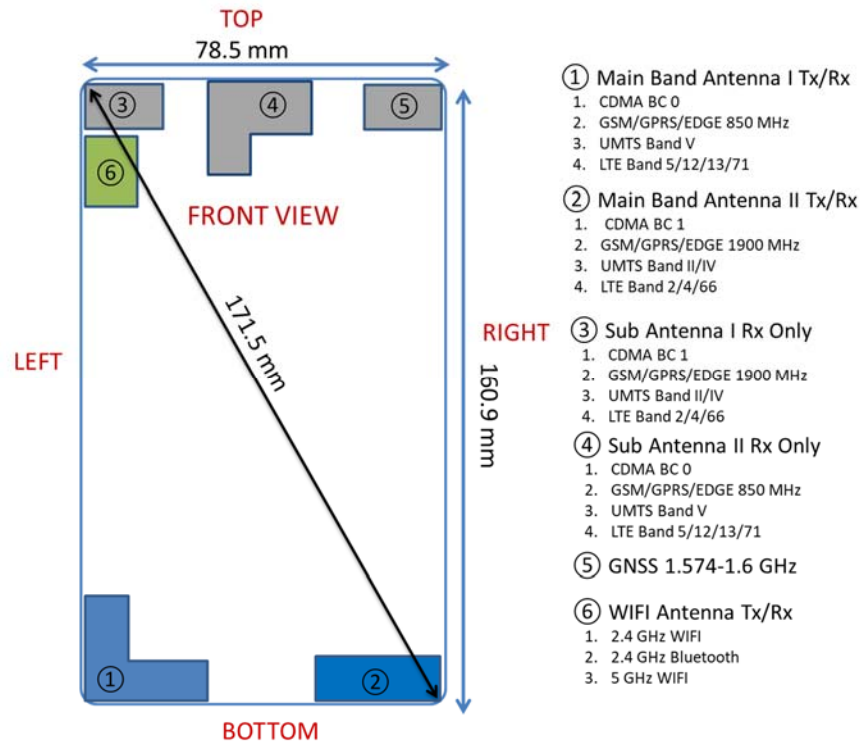






Figure F-1
DUT Antenna Locations



FCC ID ZNFL722DL		SAR EVALUATION REPORT		Approved by: Quality Manager
Test Dates: 04/14/19 – 05/15/19	DUT Type: Portable Handset			APPENDIX F: Page 2 of 10




SAR Test Setup Photo 1 – Right Cheek




SAR Test Setup Photo 2 – Right Tilt



FCC ID ZNFL722DL		SAR EVALUATION REPORT		Approved by: Quality Manager
Test Dates: 04/14/19 – 05/15/19	DUT Type: Portable Handset			APPENDIX F: Page 3 of 10




SAR Test Setup Photo 3 – Left Cheek



SAR Test Setup Photo 4 – Left Tilt



FCC ID ZNFL722DL		SAR EVALUATION REPORT		Approved by: Quality Manager
Test Dates: 04/14/19 – 05/15/19	DUT Type: Portable Handset			APPENDIX F: Page 4 of 10



SAR Test Setup Photo 5 – Back Side at 10 mm



SAR Test Setup Photo 6 – Back Side at 0 mm



FCC ID ZNFL722DL		SAR EVALUATION REPORT		Approved by: Quality Manager
Test Dates: 04/14/19 – 05/15/19	DUT Type: Portable Handset			APPENDIX F: Page 5 of 10




SAR Test Setup Photo 7 –Front Side at 10 mm



SAR Test Setup Photo 8 – Front Side at 0 mm



FCC ID ZNFL722DL		SAR EVALUATION REPORT		Approved by: Quality Manager
Test Dates: 04/14/19 – 05/15/19	DUT Type: Portable Handset	APPENDIX F: Page 6 of 10		




SAR Test Setup Photo 9 – Top Edge at 10 mm



SAR Test Setup Photo 10 – Top Edge at 0 mm



FCC ID ZNFL722DL		SAR EVALUATION REPORT		Approved by: Quality Manager
Test Dates: 04/14/19 – 05/15/19	DUT Type: Portable Handset	APPENDIX F: Page 7 of 10		




SAR Test Setup Photo 11 – Bottom Edge at 10 mm




SAR Test Setup Photo 12 – Bottom Edge at 0 mm



FCC ID ZNFL722DL		SAR EVALUATION REPORT		Approved by: Quality Manager
Test Dates: 04/14/19 – 05/15/19	DUT Type: Portable Handset	APPENDIX F: Page 8 of 10		




SAR Test Setup Photo 13 – Right Edge at 10 mm




SAR Test Setup Photo 14 – Left Edge at 10 mm



FCC ID ZNFL722DL		SAR EVALUATION REPORT		Approved by: Quality Manager
Test Dates: 04/14/19 – 05/15/19	DUT Type: Portable Handset	APPENDIX F: Page 9 of 10		



SAR Test Setup Photo 15 – Left Edge at 0 mm



SAR Test Setup Photo 16 – Reference Lines

FCC ID ZNFL722DL		SAR EVALUATION REPORT		Approved by: Quality Manager
Test Dates: 04/14/19 – 05/15/19	DUT Type: Portable Handset			APPENDIX F: Page 10 of 10