

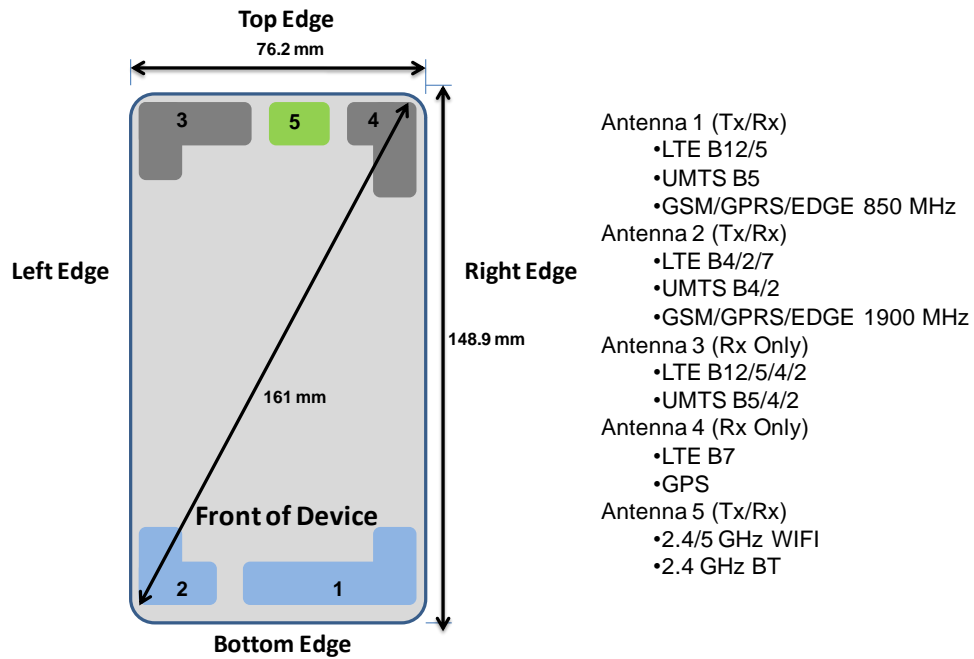


APPENDIX F: DUT ANTENNA DIAGRAM & SAR TEST SETUP PHOTOGRAPHS

FCC ID ZNFH811		SAR EVALUATION REPORT		Reviewed by: Quality Manager
Test Dates: 04/13/15 - 04/20/15	DUT Type: Portable Handset			APPENDIX F: Page 1 of 15



Note: Exact antenna dimensions and separation distances are shown in the Technical Descriptions in the FCC Filing.

Figure F-1
DUT Antenna Locations

This DUT has NFC operations. The NFC antenna is integrated into the device.

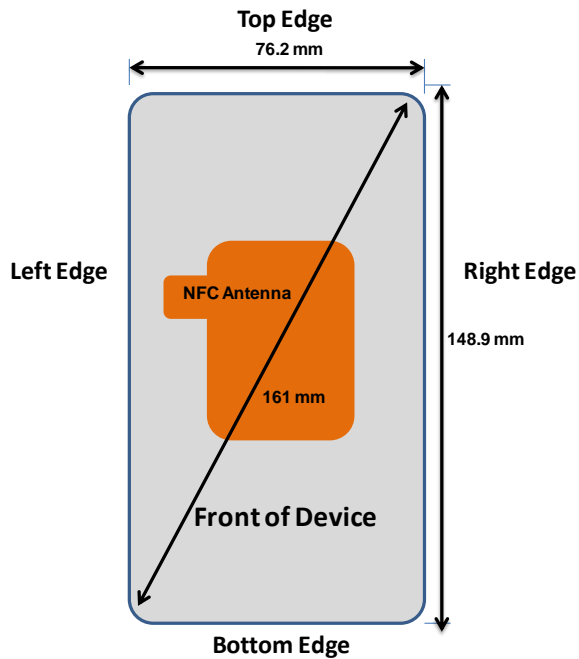






Figure F-2
NFC Antenna Locations



FCC ID ZNFH811		SAR EVALUATION REPORT		Reviewed by: Quality Manager
Test Dates: 04/13/15 - 04/20/15	DUT Type: Portable Handset			APPENDIX F: Page 2 of 15




SAR Test Setup Photo 1: Right Cheek, Standard Cover




SAR Test Setup Photo 2: Right Cheek, Quick Cover (Open)



FCC ID ZNFH811		SAR EVALUATION REPORT		Reviewed by: Quality Manager
Test Dates: 04/13/15 - 04/20/15	DUT Type: Portable Handset			APPENDIX F: Page 3 of 15




SAR Test Setup Photo 3: Right Cheek, Quick Cover (Closed)




SAR Test Setup Photo 4: Right Tilt, Standard Cover



FCC ID ZNFH811		SAR EVALUATION REPORT		Reviewed by: Quality Manager
Test Dates: 04/13/15 - 04/20/15	DUT Type: Portable Handset			APPENDIX F: Page 4 of 15




SAR Test Setup Photo 5: Left Cheek, Standard Cover



SAR Test Setup Photo 6: Left Cheek, Quick Cover (Open)



FCC ID ZNFH811		SAR EVALUATION REPORT		Reviewed by: Quality Manager
Test Dates: 04/13/15 - 04/20/15	DUT Type: Portable Handset			APPENDIX F: Page 5 of 15




SAR Test Setup Photo 7: Left Cheek, Quick Cover (Closed)




SAR Test Setup Photo 8: Left Tilt, Standard Cover



FCC ID ZNFH811		SAR EVALUATION REPORT		Reviewed by: Quality Manager
Test Dates: 04/13/15 - 04/20/15	DUT Type: Portable Handset	APPENDIX F: Page 6 of 15		




SAR Test Setup Photo 9: Left Tilt, Quick Cover (Open)



SAR Test Setup Photo 10: Left Tilt, Quick Cover (Closed)



FCC ID ZNFH811		SAR EVALUATION REPORT		Reviewed by: Quality Manager
Test Dates: 04/13/15 - 04/20/15	DUT Type: Portable Handset	APPENDIX F: Page 7 of 15		




SAR Test Setup Photo 11: Back Side, Standard Cover at 10 mm



SAR Test Setup Photo 12: Back Side, Quick Cover (Closed) at 10 mm



FCC ID ZNFH811		SAR EVALUATION REPORT		Reviewed by: Quality Manager
Test Dates: 04/13/15 - 04/20/15	DUT Type: Portable Handset	APPENDIX F: Page 8 of 15		




SAR Test Setup Photo 13: Back Side, Standard Cover at 0 mm



SAR Test Setup Photo 14: Front Side, Standard Cover at 10 mm



FCC ID ZNFH811		SAR EVALUATION REPORT		Reviewed by: Quality Manager
Test Dates: 04/13/15 - 04/20/15	DUT Type: Portable Handset			APPENDIX F: Page 9 of 15



SAR Test Setup Photo 15: Front Side, Quick Cover (Closed) at 10 mm



SAR Test Setup Photo 16: Front Side, Standard Cover at 0 mm



FCC ID ZNFH811		SAR EVALUATION REPORT		Reviewed by: Quality Manager
Test Dates: 04/13/15 - 04/20/15	DUT Type: Portable Handset	APPENDIX F: Page 10 of 15		




SAR Test Setup Photo 17: Top Edge, Standard Cover at 10 mm



SAR Test Setup Photo 18: Top Edge, Quick Cover (Closed) at 10 mm



FCC ID ZNFH811		SAR EVALUATION REPORT		Reviewed by: Quality Manager
Test Dates: 04/13/15 - 04/20/15	DUT Type: Portable Handset			APPENDIX F: Page 11 of 15



SAR Test Setup Photo 19: Top Edge, Standard Cover at 0 mm



SAR Test Setup Photo 20: Top Edge, Quick Cover (Open) at 0 mm



FCC ID ZNFH811		SAR EVALUATION REPORT		Reviewed by: Quality Manager
Test Dates: 04/13/15 - 04/20/15	DUT Type: Portable Handset	APPENDIX F: Page 12 of 15		



SAR Test Setup Photo 21: Top Edge, Quick Cover (Closed) at 0 mm




SAR Test Setup Photo 22: Bottom Edge, Standard Cover at 10 mm



FCC ID ZNFH811		SAR EVALUATION REPORT		Reviewed by: Quality Manager
Test Dates: 04/13/15 - 04/20/15	DUT Type: Portable Handset			APPENDIX F: Page 13 of 15



SAR Test Setup Photo 23: Right Edge, Standard Cover at 10 mm



SAR Test Setup Photo 24: Right Edge, Standard Cover at 0 mm



FCC ID ZNFH811		SAR EVALUATION REPORT		Reviewed by: Quality Manager
Test Dates: 04/13/15 - 04/20/15	DUT Type: Portable Handset			APPENDIX F: Page 14 of 15



SAR Test Setup Photo 25: Left Edge, Standard Cover at 10 mm



SAR Test Setup Photo 26: Horizontal and Vertical Reference Lines

FCC ID ZNFH811		SAR EVALUATION REPORT	 Reviewed by: Quality Manager
Test Dates: 04/13/15 - 04/20/15	DUT Type: Portable Handset	APPENDIX F: Page 15 of 15	