

## SGS-CSTC Standards Technical Services Co., Ltd. Shenzhen Branch

SZEMC-TRF-01 Rev. A/1

Report No.: SZCR250500193301

Page: 1 of 43

# TEST REPORT

**Application No.:** SZCR2505001933MO  
**Applicant:** Fibocom Wireless Inc.  
**Address of Applicant:** 1101, Tower A, Building 6, Shenzhen International Innovation Valley, Dashi 1st Rd, Nanshan, Shenzhen, China.  
**Manufacturer:** Fibocom Wireless Inc.  
**Address of Manufacturer:** 1101, Tower A, Building 6, Shenzhen International Innovation Valley, Dashi 1st Rd, Nanshan, Shenzhen, China.  
**EUT Description:** LTE CatM1&NB-IoT&EGPRS Module  
**Model No.:** MA510-GL  
**Trade Mark:** Fibocom  
**FCC ID:** ZMOMA510GL  
**Standards:** 47 CFR Part 2  
 47 CFR Part 22  
 47 CFR Part 24  
 47 CFR Part 27  
 47 CFR Part 90  
**Date of Receipt:** 2025/05/16  
**Date of Test:** 2025/05/19 to 2025/06/06  
**Date of Issue:** 2025/06/16

|                      |               |
|----------------------|---------------|
| <b>Test Result :</b> | <b>PASS *</b> |
|----------------------|---------------|

\* In the configuration tested, the EUT detailed in this report complied with the standards specified above.

*Keny Xu*

Keny Xu  
EMC Laboratory Manager



Unless otherwise agreed in writing, this document is issued by the Company subject to its General Conditions of Service printed overleaf, available on request or accessible at <https://www.sgs.com/en/Terms-and-Conditions>. Attention is drawn to the limitation of liability, indemnification and jurisdiction issues defined therein. Any holder of this document is advised that information contained hereon reflects the Company's findings at the time of its intervention only and within the limits of Client's instructions, if any. The Company's sole responsibility is to its Client and this document does not exonerate parties to a transaction from exercising all their rights and obligations under the transaction documents. This document cannot be reproduced except in full, without prior written approval of the Company. Any unauthorized alteration, forgery or falsification of the content or appearance of this document is unlawful and offenders may be prosecuted to the fullest extent of the law. Unless otherwise stated the results shown in this test report refer only to the sample(s) tested and such sample(s) are retained for 30 days only.

Attention: To check the authenticity of testing /inspection report & certificate, please contact us at telephone: (86-755) 8307 1443, or email: [CN.Doccheck@sgs.com](mailto:CN.Doccheck@sgs.com)

SGS-CSTC Standards Technical Services Co., Ltd.  
Shenzhen Branch EMC Laboratory

No.1 Workshop, M-10, Middle Section, Science & Technology Park, Nanshan District, Shenzhen, Guangdong, China 518057  
中国·广东·深圳市南山区科技园中区M-10栋1号厂房 邮编: 518057

t (86-755) 26012053 f (86-755) 26710594 www.sgs.com.cn  
t (86-755) 26012053 f (86-755) 26710594 sgs.china@sgs.com

## SGS-CSTC Standards Technical Services Co., Ltd. Shenzhen Branch

SZEMC-TRF-01 Rev. A/1

Report No.: SZCR250500193301

Page: 2 of 43

| Revision Record |         |            |          |          |
|-----------------|---------|------------|----------|----------|
| Version         | Chapter | Date       | Modifier | Remark   |
| 01              |         | 2025/06/16 |          | Original |
|                 |         |            |          |          |
|                 |         |            |          |          |

|                          |  |                               |  |  |
|--------------------------|--|-------------------------------|--|--|
| Authorized for issue by: |  |                               |  |  |
|                          |  | Donjon Huang                  |  |  |
|                          |  | Donjon Huang/Project Engineer |  |  |
|                          |  | Eric Fu                       |  |  |
|                          |  | Eric Fu/Reviewer              |  |  |



SGS-CSTC Standards Technical Services Co., Ltd.  
Shenzhen Branch Testing Center Laboratory

Unless otherwise agreed in writing, this document is issued by the Company subject to its General Conditions of Service printed overleaf, available on request or accessible at <https://www.sgs.com/en/Terms-and-Conditions>. Attention is drawn to the limitation of liability, indemnification and jurisdiction issues defined therein. Any holder of this document is advised that information contained hereon reflects the Company's findings at the time of its intervention only and within the limits of Client's instructions, if any. The Company's sole responsibility is to its Client and this document does not exonerate parties to a transaction from exercising all their rights and obligations under the transaction documents. This document cannot be reproduced except in full, without prior written approval of the Company. Any unauthorized alteration, forgery or falsification of the content or appearance of this document is unlawful and offenders may be prosecuted to the fullest extent of the law. Unless otherwise stated the results shown in this test report refer only to the sample(s) tested and such sample(s) are retained for 30 days only.

Attention: To check the authenticity of testing /inspection report & certificate, please contact us at telephone: (86-755) 8307 1443, or email: [CN.Doccheck@sgs.com](mailto:CN.Doccheck@sgs.com)

No.1 Workshop, M-10, Middle Section, Science & Technology Park, Nanshan District, Shenzhen, Guangdong, China 518057 t (86-755) 26012053 f (86-755) 26710594 www.sgs.com.cn  
中国·广东·深圳市南山区科技园中区M-10栋1号厂房 邮编: 518057 t (86-755) 26012053 f (86-755) 26710594 sgs.china@sgs.com

## 2 Test Summary

### 2.1 GSM850/LTE NB1 Band 5/26(824~849 MHz)/LTE CatM1 Band 5/26(824~849 MHz)

| Test Item  | FCC Rule No.                                 | Requirements  | Test Result            | Verdict |
|--|--|---|------------------------|---------|
| Effective (Isotropic) Radiated Power Output Data | §2.1046,<br>§22.913(a)(5)                    | ERP ≤ 7 W   | Refer to the Appendixs | Pass    |
| Peak-Average Ratio                               | §22.913(d)                                   | Limit≤13 dB   |                        | Pass    |
| Bandwidth  | §2.1049                                      | OBW: No limit.<br>EBW: No limit.  |                        | Pass    |
| Band Edges Compliance                            | §2.1051,<br>§22.917(a)                       | ≤ -13 dBm/1%*EBW, in 1 MHz bands immediately outside and adjacent to the frequency block.               |                        | Pass    |
| Spurious Emission at Antenna Terminals           | §2.1051,<br>§22.917(a)                       | FCC: ≤ -13 dBm/100 kHz, from 9 kHz to 10th harmonics but outside authorized operating frequency ranges. |                        | Pass    |
| Field Strength of Spurious Radiation             | §2.1053,<br>§22.917(a)                       | FCC: ≤ -13 dBm/100 kHz.   |                        | Pass    |
| Frequency Stability                              | §2.1055(a)(1)(b)<br>§2.1055(d)(1)<br>§22.355 | ±2.5ppm.  |                        | Pass    |



## 2.2 GSM 1900/ LTE NB1 Band 2/25/LTE CatM1 Band 2/25

| Test Item  | FCC Rule No.                                 | Requirements   | Test Result            | Verdict |
|--|--|--|------------------------|---------|
| Effective (Isotropic) Radiated Power Output Data | §2.1046, §24.232(c)                          | EIRP ≤ 2 W   | Refer to the Appendixs | Pass    |
| Peak-Average Ratio                               | §24.232(d)                                   | Limit≤13 dB  |                        | Pass    |
| Bandwidth  | §2.1049                                      | OBW: No limit.<br>EBW: No limit.   |                        | Pass    |
| Band Edges Compliance                            | §2.1051, §24.238(a)                          | ≤ -13 dBm/1%*EBW, in 1 MHz bands immediately outside and adjacent to the frequency block.                    |                        | Pass    |
| Spurious Emission at Antenna Terminals           | §2.1051, §24.238(a)                          | ≤ -13 dBm/1 MHz, from 9 kHz to 10 <sup>th</sup> harmonics but outside authorized operating frequency ranges. |                        | Pass    |
| Field Strength of Spurious Radiation             | §2.1053, §24.238(a)                          | ≤ -13 dBm/1 MHz.   |                        | Pass    |
| Frequency Stability                              | §2.1055(a)(1)(b)<br>§2.1055(d)(1)<br>§24.235 | Within authorized bands of operation/frequency block.  |                        | Pass    |




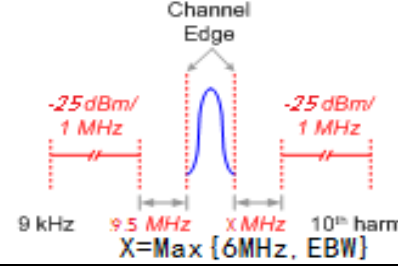
## 2.3 LTE NB1 Band 4/66/LTE CatM1 Band 4/66

| Test Item  | FCC Rule No.                                | Requirements   | Test Result            | Verdict |
|--|---|--|------------------------|---------|
| Effective (Isotropic) Radiated Power Output Data | §2.1046, §27.50(d)(4)                       | EIRP ≤ 1 W   | Refer to the Appendixs | Pass    |
| Peak-Average Ratio                               | §27.50(d)(5)                                | Limit≤13 dB  |                        | Pass    |
| Bandwidth  | §2.1049                                     | OBW: No limit.<br>EBW: No limit.   |                        | Pass    |
| Band Edges Compliance                            | §2.1051, §27.53(h)                          | ≤ -13 dBm/1%*EBW, in 1 MHz bands immediately outside and adjacent to the frequency block.                    |                        | Pass    |
| Spurious Emission at Antenna Terminals           | §2.1051, §27.53(h)                          | ≤ -13 dBm/1 MHz, from 9 kHz to 10 <sup>th</sup> harmonics but outside authorized operating frequency ranges. |                        | Pass    |
| Field Strength of Spurious Radiation             | §2.1053, §27.53(h)                          | ≤ -13 dBm/1 MHz.   |                        | Pass    |
| Frequency Stability                              | §2.1055(a)(1)(b)<br>§2.1055(d)(1)<br>§27.54 | Within authorized bands of operation/frequency block.  |                        | Pass    |





### 2.4 LTE Band 7/38/41/CA\_7C/ CA\_38C/ CA\_41C

| Test Item  | FCC Rule No.                                | Requirements  | Test Result            | Verdict |
|--|---|---|------------------------|---------|
| Effective (Isotropic) Radiated Power Output Data | §2.1046, §27.50(h)(2)                       | EIRP ≤ 2W   | Refer to the Appendixs | Pass    |
| Peak-Average Ratio                               | ---   | ≤13 dB  |                        | Pass    |
| Bandwidth  | §2.1049                                     | OBW: No limit.<br>EBW: No limit.  |                        | Pass    |
| Band Edges Compliance                            | §2.1051, §27.53(m)(4)                       | For mobile digital stations, the attenuation factor shall be not less than 40 + 10 log (P) dB on all frequencies between the channel edge and 5 megahertz from the channel edge, 43 + 10 log (P) dB on all frequencies between 5 megahertz and X megahertz from the channel edge, and 55 + 10 log (P) dB on all frequencies more than X megahertz from the channel edge, where X is the greater of 6 megahertz or the actual emission bandwidth as defined in paragraph (m)(6) of this section. In addition, the attenuation factor shall not be less that 43 + 10 log (P) dB on all frequencies between 2490.5 MHz and 2496 MHz and 55 + 10 log (P) dB at or below 2490.5 MHz. |                        | Pass    |
| Spurious Emission at Antenna Terminals           | §2.1051, §27.53(m)                          |   |                        | Pass    |
| Field Strength of Spurious Radiation             | §2.1053, §27.53(m)                          |   |                        | Pass    |
| Frequency Stability                              | §2.1055(a)(1)(b)<br>§2.1055(d)(1)<br>§27.54 | Within authorized bands of operation/frequency block.   |                        | Pass    |



## 2.5 LTE NB1 Band 12/85/LTE CatM1 Band 12/85

| Test Item  | FCC Rule No.                                | Requirements  | Test Result            | Verdict |
|--|---|---|------------------------|---------|
| Effective (Isotropic) Radiated Power Output Data | §2.1046<br>§27.50(c)(10)                    | ERP ≤ 3 W.  | Refer to the Appendixs | Pass    |
| Peak-Average Ratio                               | ---   | Limit≤13 dB   |                        | Pass    |
| Bandwidth  | §2.1049                                     | OBW: No limit.<br>EBW: No limit.                      |                        | Pass    |
| Band Edges Compliance                            | §2.1051,<br>§27.53(g)                       | ≤ 43+10log10(P[Watts])                                |                        | Pass    |
| Spurious Emission at Antenna Terminals           | §2.1051,<br>§27.53(g)                       | ≤ 43+10log10(P[Watts])                                |                        | Pass    |
| Field Strength of Spurious Radiation             | §2.1053,<br>§27.53(g)                       | FCC: ≤ -13 dBm/100 kHz.                               |                        | Pass    |
| Frequency Stability                              | §2.1055(a)(1)(b)<br>§2.1055(d)(1)<br>§27.54 | Within authorized bands of operation/frequency block. |                        | Pass    |



## 2.6 LTE NB1 Band 13/LTE CatM1 Band 13

| Test Item  | FCC Rule No.                          | Requirements   | Test Result            | Verdict |
|--|---------------------------------------|--|------------------------|---------|
| Effective (Isotropic) Radiated Power Output Data | §2.1046, §27.50(b)(10)                | ERP ≤ 3 W.   | Refer to the Appendixs | Pass    |
| Peak-Average Ratio                               | ---                                   | Limit≤13 dB  |                        | Pass    |
| Bandwidth  | §2.1049,                              | OBW: No limit.<br>EBW: No limit.   |                        | Pass    |
| Band Edges Compliance                            | §2.1051, §27.53(c)                    | ≤ 43+10log10(P[Watts])   |                        | Pass    |
| Spurious Emission at Antenna Terminals           | §2.1051, §27.53(c) §27.53(f)          | ≤ -13 dBm/100 kHz, from 9 kHz to 10 <sup>th</sup> harmonics but outside authorized operating frequency ranges.<br>On all frequencies between 763–775 MHz and 793–805 MHz, by a factor not less than 65 + 10 log (P) dB in a 6.25 kHz band segment, for mobile and portable stations.<br>For operations in the 746-758 MHz, 775-788 MHz, and 805-806 MHz bands, emissions in the band 1559-1610 MHz shall be limited to -70 dBW/MHz equivalent isotropically radiated power (EIRP) for wideband signals, and -80 dBW EIRP for discrete emissions of less than 700 Hz bandwidth. |                        | Pass    |
| Field Strength of Spurious Radiation             | §2.1053, §27.53(c) §27.53(f)          | FCC: ≤ -13 dBm/100 kHz.<br>For operations in the 746-758 MHz, 775-788 MHz, and 805-806 MHz bands, emissions in the band 1559-1610 MHz shall be limited to -70 dBW/MHz equivalent isotropically radiated power (EIRP) for wideband signals, and -80 dBW EIRP for discrete emissions of less than 700 Hz bandwidth.  |                        | Pass    |
| Frequency Stability                              | §2.1055(a)(1)(b) §2.1055(d)(1) §27.54 | Within authorized bands of operation/frequency block.  |                        | Pass    |





### 2.7 LTE CatM1 Band 14

| Test Item  | FCC Rule No.                | Requirements   | Test Result            | Verdict |
|--|-----------------------------|--|------------------------|---------|
| Effective (Isotropic) Radiated Power Output Data | §2.1046<br>§90.542(a)       | ERP ≤ 3 W.   | Refer to the Appendixs | Pass    |
| Peak-Average Ratio                               | ---                         | Limit≤13 dB  |                        | Pass    |
| Bandwidth  | §2.1049                     | OBW: No limit.<br>EBW: No limit.   |                        | Pass    |
| Emission Mask                                    | §2.1051<br>§90.210(b)       | Transmitters designed for operation under this part on frequencies other than listed in this section must meet the emission mask requirements of Emission Mask B. Equipment operating under this part on frequencies allocated to but shared with the Federal Government, must meet the applicable Federal Government technical standards<br>(b) Emission Mask B. For transmitters that are equipped with an audio low-pass filter, the power of any emission must be attenuated below the unmodulated carrier power (P) as follows: (1) On any frequency removed from the assigned frequency by more than 50 percent, but not more than 100 percent of the authorized bandwidth: At least 25 dB.(2) On any frequency removed from the assigned frequency by more than 100 percent, but not more than 250 percent of the authorized bandwidth: At least 35 dB..(3) On any frequency removed from the assigned frequency by more than 250 percent of the authorized bandwidth: At least 43 + 10 log (P) dB. | Refer to the Appendixs | Pass    |
| Band Edges Compliance                            | §2.1051<br>§90.543(e)(2)(3) | (1) On all frequencies between 769-775 MHz and 799-805 MHz, by a factor not less than 76 + 10 log (P) dB in a 6.25 kHz band segment, for base and fixed stations.(2) On all frequencies between 769-775 MHz and 799-805 MHz, by a factor not   |                        | Pass    |



## SGS-CSTC Standards Technical Services Co., Ltd. Shenzhen Branch

SZEMC-TRF-01 Rev. A/1

Report No.: SZCR250500193301

Page: 10 of 43

| Test Item                              | FCC Rule No.                                 | Requirements   | Test Result | Verdict |
|--|--|--|-------------|---------|
|  |  | less than $65 + 10 \log (P)$ dB in a 6.25 kHz band segment, for mobile and portable stations.(3) On any frequency between 775-788 MHz, above 805 MHz, and below 758 MHz, by at least $43 + 10 \log (P)$ dB.  |             |         |
| Spurious Emission at Antenna Terminals | §2.1051,<br>§90.543(c)<br>§90.543(f)         | FCC: $\leq -13$ dBm/100 kHz, from 9 kHz to 10th harmonics but outside authorized operating frequency ranges. For operations in the 758–775 MHz and 788–805 MHz bands, all emissions including harmonics in the band 1559–1610 MHz shall be limited to -70 dBW/ MHz equivalent isotropically radiated power (EIRP) for wideband signals, and -80 dBW EIRP for discrete emissions of less than 700 Hz bandwidth. |             | Pass    |
| Field Strength of Spurious Radiation   | §2.1053,<br>§90.543(c)<br>§90.543(f)         | FCC: $\leq -13$ dBm/100 kHz. For operations in the 758–775 MHz and 788–805 MHz bands, all emissions including harmonics in the band 1559–1610 MHz shall be limited to -70 dBW/ MHz equivalent isotropically radiated power (EIRP) for wideband signals, and -80 dBW EIRP for discrete emissions of less than 700 Hz bandwidth.   |             | Pass    |
| Frequency Stability                    | §2.1055(a)(1)(b)<br>§2.1055(d)(1)<br>§90.213 | Within authorized bands of operation/frequency block.  |             | Pass    |



SGS-CSTC Standards Technical Services Co., Ltd.  
Shenzhen Branch Testing Center Laboratory

Unless otherwise agreed in writing, this document is issued by the Company subject to its General Conditions of Service printed overleaf, available on request or accessible at <https://www.sgs.com/en/Terms-and-Conditions>. Attention is drawn to the limitation of liability, indemnification and jurisdiction issues defined therein. Any holder of this document is advised that information contained hereon reflects the Company's findings at the time of its intervention only and within the limits of Client's instructions, if any. The Company's sole responsibility is to its Client and this document does not exonerate parties to a transaction from exercising all their rights and obligations under the transaction documents. This document cannot be reproduced except in full, without prior written approval of the Company. Any unauthorized alteration, forgery or falsification of the content or appearance of this document is unlawful and offenders may be prosecuted to the fullest extent of the law. Unless otherwise stated the results shown in this test report refer only to the sample(s) tested and such sample(s) are retained for 30 days only.

Attention: To check the authenticity of testing /inspection report & certificate, please contact us at telephone: (86-755) 8307 1443, or email: [CN.Doccheck@sgs.com](mailto:CN.Doccheck@sgs.com)

No.1 Workshop, M-10, Middle Section, Science & Technology Park, Nanshan District, Shenzhen, Guangdong, China 518057 t (86-755) 26012053 f (86-755) 26710594 www.sgsgroup.com.cn  
中国·广东·深圳市南山区科技园中区M-10栋1号厂房 邮编:518057 t (86-755) 26012053 f (86-755) 26710594 sgs.china@sgs.com

## 2.8 LTE NB1 Band 26(814~824 MHz)/LTE CatM1 Band 26(814~824 MHz)

| Test Item                              | FCC Rule No.                                 | Requirements  | Test Result            | Verdict |
|--|--|---|------------------------|---------|
| Transmitter Conducted Power Output     | §2.1046,<br>§90.635(b)                       | < 100 W.  | Refer to the Appendixs | Pass    |
| Peak-Average Ratio                     | ---  | Limit≤13 dB   |                        | Pass    |
| Bandwidth                              | §2.1049                                      | OBW: No limit.<br>EBW: No limit.  |                        | Pass    |
| Emission Mask                          | §2.1051<br>§ 90.691(a)                       | For any frequency removed from the EA licensee's frequency block by up to and including 37.5 kHz, the power of any emission shall be attenuated below the transmitter power (P) in watts by at least 116 Log10(f/6.1) decibels or 50+10Log10(P) decibels or 80 decibels, whichever is the lesser attenuation, where f is the frequency removed from the center of the outer channel in the block in kilohertz and where f is greater than 12.5 kHz. |                        | Pass    |
| Spurious Emission at Antenna Terminals | §2.1051,<br>§90.691                          | < 43 + 10Log10(P[Watts]) for all out-of-band emissions  |                        | Pass    |
| Field Strength of Spurious Radiation   | §2.1053,<br>§90.691                          | < 43 + 10Log10(P[Watts]) for all out-of-band emissions  |                        | Pass    |
| Frequency Stability                    | §2.1055(a)(1)(b)<br>§2.1055(d)(1)<br>§90.213 | Within authorized bands of operation/frequency block.   |                        | Pass    |



# SGS-CSTC Standards Technical Services Co., Ltd. Shenzhen Branch

SZEMC-TRF-01 Rev. A/1

Report No.: SZCR250500193301

Page: 12 of 43

## 2.9 LTE NB1 Band 71

| Test Item  | FCC Rule No.                                | Requirements                              | Test Result            | Verdict |
|--|---|---|------------------------|---------|
| Effective (Isotropic) Radiated Power Output Data | §2.1046<br>§27.50(c)(10)                    | ERP ≤ 3 W                                 | Refer to the Appendixs | Pass    |
| Peak-Average Ratio                               | ---   | Limit≤13 dB                               |                        | Pass    |
| Bandwidth  | §2.1049                                     | OBW: No limit.<br>EBW: No limit.          |                        | Pass    |
| Band Edges Compliance                            | §2.1051,<br>§27.53(g)                       | ≤ 43+10log10(P[Watts])                    |                        | Pass    |
| Spurious Emission at Antenna Terminals           | §2.1051,<br>§27.53(g)                       | ≤ 43+10log10(P[Watts])                    |                        | Pass    |
| Field Strength of Spurious Radiation             | §2.1053,<br>§27.53(g)                       | ≤ -13 dBm/1 MHz.                          |                        | Pass    |
| Frequency Stability                              | §2.1055(a)(1)(b)<br>§2.1055(d)(1)<br>§27.54 | within the authorized bands of operation. |                        | Pass    |



SGS-CSTC Standards Technical Services Co., Ltd.  
Shenzhen Branch Testing Center Laboratory

Unless otherwise agreed in writing, this document is issued by the Company subject to its General Conditions of Service printed overleaf, available on request or accessible at <https://www.sgs.com/en/Terms-and-Conditions>. Attention is drawn to the limitation of liability, indemnification and jurisdiction issues defined therein. Any holder of this document is advised that information contained hereon reflects the Company's findings at the time of its intervention only and within the limits of Client's instructions, if any. The Company's sole responsibility is to its Client and this document does not exonerate parties to a transaction from exercising all their rights and obligations under the transaction documents. This document cannot be reproduced except in full, without prior written approval of the Company. Any unauthorized alteration, forgery or falsification of the content or appearance of this document is unlawful and offenders may be prosecuted to the fullest extent of the law. Unless otherwise stated the results shown in this test report refer only to the sample(s) tested and such sample(s) are retained for 30 days only.

Attention: To check the authenticity of testing /inspection report & certificate, please contact us at telephone: (86-755) 8307 1443, or email: [CN.Doccheck@sgs.com](mailto:CN.Doccheck@sgs.com)

No.1 Workshop, M-10, Middle Section, Science & Technology Park, Nanshan District, Shenzhen, Guangdong, China 518057 t (86-755) 26012053 f (86-755) 26710594 www.sgsgroup.com.cn  
中国·广东·深圳市南山区科技园中区M-10栋1号厂房 邮编:518057 t (86-755) 26012053 f (86-755) 26710594 sgs.china@sgs.com



## SGS-CSTC Standards Technical Services Co., Ltd. Shenzhen Branch

SZEMC-TRF-01 Rev. A/1

Report No.: SZCR250500193301

Page: 13 of 43

### Remark:

This test report (Report No.: SZCR250500193301 issue on 2025/06/16) is based on the original test report (FCC ID.: ZMOMA510GL).

Review this report and original report, this report just changing the parts according to the declaration letter from client. The frequency range of the LTE NB band has been updated, and the C2PC application should be submitted as required.

Considering to the difference, pre-scan were performed on the sample in this report to find the items which can be influential to the result in the original test report for fully retest.

Therefore in this report LTE NB1 Band of LTE NB1 Band of Spurious Emission at Antenna Terminals were tested and other test data please refer to the previous report with FCC ID.: ZMOMA510GL.



Unless otherwise agreed in writing, this document is issued by the Company subject to its General Conditions of Service printed overleaf, available on request or accessible at <https://www.sgs.com/en/Terms-and-Conditions>. Attention is drawn to the limitation of liability, indemnification and jurisdiction issues defined therein. Any holder of this document is advised that information contained hereon reflects the Company's findings at the time of its intervention only and within the limits of Client's instructions, if any. The Company's sole responsibility is to its Client and this document does not exonerate parties to a transaction from exercising all their rights and obligations under the transaction documents. This document cannot be reproduced except in full, without prior written approval of the Company. Any unauthorized alteration, forgery or falsification of the content or appearance of this document is unlawful and offenders may be prosecuted to the fullest extent of the law. Unless otherwise stated the results shown in this test report refer only to the sample(s) tested and such sample(s) are retained for 30 days only.

Attention: To check the authenticity of testing /inspection report & certificate, please contact us at telephone: (86-755) 8307 1443, or email: [CN.Doccheck@sgs.com](mailto:CN.Doccheck@sgs.com)

SGS-CSTC Standards Technical Services Co., Ltd.  
Shenzhen Branch Testing Center Laboratory

No.1 Workshop, M-10, Middle Section, Science & Technology Park, Nanshan District, Shenzhen, Guangdong, China 518057  
中国·广东·深圳市南山区科技园中区M-10栋1号厂房 邮编: 518057

t (86-755) 26012053 f (86-755) 26710594 www.sgsgroup.com.cn  
t (86-755) 26012053 f (86-755) 26710594 sgs.china@sgs.com

### 3 Contents

|     |   |    |
|-----|---|----|
| 1   | Cover Page .....  | 1  |
| 2   | Test Summary .....  | 3  |
| 2.1 | GSM850/LTE NB1 Band 5/26(824~849 MHz)/LTE CatM1 Band 5/26(824~849 MHz)..... | 3  |
| 2.2 | GSM 1900/ LTE NB1 Band 2/25/LTE CatM1 Band 2/25 .....                       | 4  |
| 2.3 | LTE NB1 Band 4/66/LTE CatM1 Band 4/66 .....                                 | 5  |
| 2.4 | LTE Band 7/38/41/CA_7C/ CA_38C/ CA_41C .....                                | 6  |
| 2.5 | LTE NB1 Band 12/85/LTE CatM1 Band 12/85.....                                | 7  |
| 2.6 | LTE NB1 Band 13/LTE CatM1 Band 13.....                                      | 8  |
| 2.7 | LTE CatM1 Band 14.....  | 9  |
| 2.8 | LTE NB1 Band 26(814~824 MHz)/LTE CatM1 Band 26(814~824 MHz).....            | 11 |
| 2.9 | LTE NB1 Band 71 .....   | 12 |
| 3   | Contents.....   | 14 |
| 4   | General Information .....   | 16 |
| 4.1 | General Description of EUT .....  | 16 |
| 4.2 | Test Mode .....   | 17 |
| 4.3 | Test Environment.....   | 18 |
| 4.4 | Measurement Uncertainty.....  | 18 |
| 4.5 | Test Location .....   | 19 |
| 4.6 | Test Facility .....   | 19 |
| 4.7 | Technical Specification .....   | 20 |
| 4.8 | Equipment List .....  | 22 |
| 4.9 | Test Frequencies .....  | 23 |
| 5   | Description of Tests.....   | 32 |
| 5.1 | Conducted Output Power .....  | 32 |
| 5.2 | Effective (Isotropic) Radiated Power of Transmitter .....                   | 33 |
| 5.3 | Occupied Bandwidth.....   | 34 |
| 5.4 | Band Edge at Antenna Terminals.....   | 35 |
| 5.5 | Spurious And Harmonic Emissions at Antenna Terminal .....                   | 36 |
| 5.6 | Peak-Average Ratio.....   | 37 |
| 5.7 | Field Strength of Spurious Radiation .....                                  | 38 |
| 5.8 | Frequency Stability / Temperature Variation .....                           | 39 |



Unless otherwise agreed in writing, this document is issued by the Company subject to its General Conditions of Service printed overleaf, available on request or accessible at <https://www.sgs.com/en/Terms-and-Conditions>. Attention is drawn to the limitation of liability, indemnification and jurisdiction issues defined therein. Any holder of this document is advised that information contained hereon reflects the Company's findings at the time of its intervention only and within the limits of Client's instructions, if any. The Company's sole responsibility is to its Client and this document does not exonerate parties to a transaction from exercising all their rights and obligations under the transaction documents. This document cannot be reproduced except in full, without prior written approval of the Company. Any unauthorized alteration, forgery or falsification of the content or appearance of this document is unlawful and offenders may be prosecuted to the fullest extent of the law. Unless otherwise stated the results shown in this test report refer only to the sample(s) tested and such sample(s) are retained for 30 days only.

Attention: To check the authenticity of testing /inspection report & certificate, please contact us at telephone: (86-755) 8307 1443, or email: [CN.Doccheck@sgs.com](mailto:CN.Doccheck@sgs.com)

## SGS-CSTC Standards Technical Services Co., Ltd. Shenzhen Branch

SZEMC-TRF-01 Rev. A/1

Report No.: SZCR250500193301

Page: 15 of 43

|             |                        |           |
|-------------|------------------------|-----------|
| <b>5.9</b>  | <b>Test Setups</b>     | <b>40</b> |
| 5.9.1       | Test Setup 1           | 40        |
| 5.9.2       | Test Setup 2           | 40        |
| 5.9.3       | Test Setup 3           | 41        |
| <b>5.10</b> | <b>Test Conditions</b> | <b>42</b> |
| <b>6</b>    | <b>Appendixes</b>      | <b>43</b> |



Unless otherwise agreed in writing, this document is issued by the Company subject to its General Conditions of Service printed overleaf, available on request or accessible at <https://www.sgs.com/en/Terms-and-Conditions>. Attention is drawn to the limitation of liability, indemnification and jurisdiction issues defined therein. Any holder of this document is advised that information contained hereon reflects the Company's findings at the time of its intervention only and within the limits of Client's instructions, if any. The Company's sole responsibility is to its Client and this document does not exonerate parties to a transaction from exercising all their rights and obligations under the transaction documents. This document cannot be reproduced except in full, without prior written approval of the Company. Any unauthorized alteration, forgery or falsification of the content or appearance of this document is unlawful and offenders may be prosecuted to the fullest extent of the law. Unless otherwise stated the results shown in this test report refer only to the sample(s) tested and such sample(s) are retained for 30 days only.

Attention: To check the authenticity of testing /inspection report & certificate, please contact us at telephone: (86-755) 8307 1443, or email: [CN.Doccheck@sgs.com](mailto:CN.Doccheck@sgs.com)

SGS-CSTC Standards Technical Services Co., Ltd.  
Shenzhen Branch Testing Center Laboratory

No.1 Workshop, M-10, Middle Section, Science & Technology Park, Nanshan District, Shenzhen, Guangdong, China 518057  
中国·广东·深圳市南山区科技园中区M-10栋1号厂房 邮编: 518057

t (86-755) 26012053 f (86-755) 26710594 www.sgsgroup.com.cn  
t (86-755) 26012053 f (86-755) 26710594 sgs.china@sgs.com

## 4 General Information

### 4.1 General Description of EUT

|                   |  |                            |                              |
|-------------------|--|----------------------------|------------------------------|
| EUT Description:  | LTE CatM1&NB-IoT&EGPRS Module  |                            |                              |
| Model No.:        | MA510-GL   |                            |                              |
| Trade Mark:       | Fibocom  |                            |                              |
| Hardware Version: | V1.0.3   |                            |                              |
| Software Version: | 69400.1000.00.00.00.32   |                            |                              |
| IMEI:             | RF Conducted   | 867420045289602            |                              |
| Antenna Type:     | <input checked="" type="checkbox"/> External, <input type="checkbox"/> Integrated  |                            |                              |
| Antenna Gain:     | GSM 850: -1.0dBi;<br>GSM1900: 0.9dBi;<br>LTE NB1 Band 2: 0.9dBi;<br>LTE NB1 Band 4:1.6dBi;<br>LTE NB1 Band 5: -1.0dBi;<br>LTE NB1 Band 12: -1.4dBi;<br>LTE NB1 Band 13: -0.7dBi;<br>LTE NB1 Band 25: 0.9dBi;<br>LTE NB1 Band 26 ( 814-824 ) : -1.0dBi;<br>LTE NB1 Band 26 ( 824-849 ) : -1.0dBi;<br>LTE NB1 Band 66: 1.6dBi;<br>LTE NB1 Band 71: -1.5dBi;<br>LTE NB1 Band 85: -0.7dBi;<br>LTE CatM1 Band 2: 0.9dBi;<br>LTE CatM1 Band 4: 1.6dBi;<br>LTE CatM1 Band 5: -1.0dBi;<br>LTE CatM1 Band 12: -1.4dBi;<br>LTE CatM1 Band 13: -0.7dBi;<br>LTE CatM1 Band 14: -0.7dBi;<br>LTE CatM1 Band 25: 0.9dBi;<br>LTE CatM1 Band 26 ( 814-824 ) : -1.0dBi;<br>LTE CatM1 Band 26 ( 824-849 ) : -1.0dBi;<br>LTE CatM1 Band 66: 1.6dBi;<br>LTE CatM1 Band 85: -0.7dBi; |                            |                              |
|                   | Note:<br>The antenna gain are derived from the gain information report provided by the manufacturer.   |                            |                              |
| RF Cable:         | 9kHz ~ 30MHz<br>(0.3dB)  | 30MHz ~ 1000MHz<br>(0.6dB) | 1000MHz ~ 2000MHz<br>(0.8dB) |





|  |                              |                              |                               |
|--|------------------------------|------------------------------|-------------------------------|
|  | 2000MHz ~ 4000MHz<br>(1.1dB) | 4000MHz ~ 6000MHz<br>(1.8dB) | 6000MHz ~ 12750MHz<br>(2.6dB) |
|  | Above 12750MHz(3.5dB)        |                              |                               |
| Remark:<br>As above information is provided and confirmed by the applicant. SGS is not liable to the accuracy, suitability, reliability or/and integrity of the information. |                              |                              |                               |

## 4.2 Test Mode

| Test Mode   | Test Modes Description                |
|---|---------------------------------------|
| GSM/TM1   | GSM system, GSM/GPRS, GMSK modulation |
| GSM/TM2   | GSM system, EGPRS, 8PSK modulation    |
| LTE NB1/TM1   | LTE system, QPSK modulation           |
| LTE NB1/TM2   | LTE system, BPSK modulation           |
| LTE CatM1/TM1   | LTE system, QPSK modulation           |
| LTE CatM1/TM2   | LTE system, 16QAM modulation          |
| <p>Remark: The test mode(s) are selected according to relevant radio technology specifications.</p> |                                       |



## 4.3 Test Environment

| Environment Parameter   | 101 kPa Selected Values During Tests |            |
|---|--------------------------------------|------------|
| Relative Humidity   | 44-46 % RH Ambient                   |            |
| Value   | Temperature(°C)                      | Voltage(V) |
| NTNV  | 22~23                                | 3.8        |
| LTLV  | -30                                  | 3.3        |
| LTHV  | -30                                  | 4.5        |
| HTLV  | 50                                   | 3.3        |
| HTHV  | 50                                   | 4.5        |
| Remark:<br>NV: Normal Voltage      LV: Low Extreme Test Voltage      HV: High Extreme Test Voltage<br>NT: Normal Temperature      LT: Low Extreme Test Temperature      HT: High Extreme Test Temperature |                                      |            |

## 4.4 Measurement Uncertainty

For a 95% confidence level ( $k = 2$ ), the measurement expanded uncertainties for defined systems, in accordance with the recommendations of ISO 17025 as following:

| No.   | Item                          | Measurement Uncertainty   |
|---|-------------------------------|---------------------------|
| 1   | Total RF power, conducted     | $\pm 0.41\text{dB}$       |
| 2   | RF power density, conducted   | $\pm 1.96\text{dB}$       |
| 3   | Spurious emissions, conducted | $\pm 0.41\text{dB}$       |
| 4   | Radio Frequency               | $\pm 7.10 \times 10^{-8}$ |
| 5   | Duty Cycle                    | $\pm 0.49\%$              |
| 6   | Occupied Bandwidth            | $\pm 0.2\%$               |
| Remark:<br>The $U_{\text{lab}}$ (lab Uncertainty) is less than $U_{\text{CISPR/ETSI}}$ (CISPR/ETSI Uncertainty), so the test results<br>– compliance is deemed to occur if no measured disturbance level exceeds the disturbance limit;<br>– non-compliance is deemed to occur if any measured disturbance level exceeds the disturbance limit. |                               |                           |



## 4.5 Test Location

All tests were performed at:

SGS-CSTC Standards Technical Services Co., Ltd., Shenzhen Branch

No. 1 Workshop, M-10, Middle Section, Science & Technology Park, Nanshan District, Shenzhen, Guangdong, China. 518057.

Tel: +86 755 2601 2053 Fax: +86 755 2671 0594

No tests were sub-contracted.

## 4.6 Test Facility

The test facility is recognized, certified, or accredited by the following organizations:

- **A2LA (Certificate No. 3816.01)**

SGS-CSTC Standards Technical Services Co., Ltd., Shenzhen EMC Laboratory is accredited by the American Association for Laboratory Accreditation(A2LA). Certificate No. 3816.01.

- **VCCI (Member No. 1937)**

The 3m Fully-anechoic chamber for above 1GHz, 10m Semi-anechoic chamber for below 1GHz, Shielded Room for Mains Port Conducted Interference Measurement and Telecommunication Port Conducted Interference Measurement of SGS-CSTC Standards Technical Services Co., Ltd. Shenzhen EMC laboratory have been registered in accordance with the Regulations for Voluntary Control Measures with Registration No.: G-20026, R-14188, C-12383 and T-11153 respectively.

- **FCC –Designation Number: CN1336**

SGS-CSTC Standards Technical Services Co., Ltd., Shenzhen EMC Laboratory has been recognized as an accredited testing laboratory.

Designation Number: CN1336. Test Firm Registration Number: 787754.

- **Innovation, Science and Economic Development Canada**

SGS-CSTC Standards Technical Services Co., Ltd., Shenzhen EMC Laboratory has been recognized by ISED as an accredited testing laboratory.

CAB identifier: CN0006.

IC#: 4620C.



## 4.7 Technical Specification

| Characteristics           | Description                             |   |   |
|---------------------------|---|---|---|
| Radio System Type         | <input checked="" type="checkbox"/> GSM | <input checked="" type="checkbox"/> NB1 | <input checked="" type="checkbox"/> CatM1 |
| Supported Frequency Range | Band                                    | TX                                      | RX  |
|                           | GSM850                                  | 824 to 849 MHz                          | 869 to 894 MHz                            |
|                           | GSM1900                                 | 1850 to 1910 MHz                        | 1930 to 1990 MHz                          |
|                           | LTE NB1 Band 2                          | 1850.2 to 1909.8 MHz                    | 1930.2 to 1989.8 MHz                      |
|                           | LTE NB1 Band 4                          | 1710.2 to 1754.8 MHz                    | 2110.2 to 2154.8 MHz                      |
|                           | LTE NB1 Band 5                          | 824.2 to 848.8 MHz                      | 869.2 to 893.8 MHz                        |
|                           | LTE NB1 Band 12                         | 699.2 to 715.8 MHz                      | 729.2 to 745.8 MHz                        |
|                           | LTE NB1 Band 13                         | 777.2 to 786.8 MHz                      | 746.2 to 755.8 MHz                        |
|                           | LTE NB1 Band 14                         | 788.2 to 797.8 MHz                      | 758.2 to 767.8 MHz                        |
|                           | LTE NB1 Band 25                         | 1850.2 to 1914.8MHz                     | 1930.2 to 1994.8 MHz                      |
|                           | LTE NB1 Band 26<br>(814 to 824 MHz )    | 814.2 to 823.8MHz                       | 859.2 to 868.8 MHz                        |
|                           | LTE NB1 Band 26<br>(824 to 849 MHz )    | 824.2 to 848.8 MHz                      | 869.2 to 893.8 MHz                        |
|                           | LTE NB1 Band 66                         | 1710.2 to 1779.8 MHz                    | 2110.2 to 2199.8 MHz                      |
|                           | LTE NB1 Band 71                         | 663.2 to 697.8 MHz                      | 617.2 to 651.8 MHz                        |
|                           | LTE NB1 Band 85                         | 698.2 to 715.8 MHz                      | 728.2 to 745.8 MHz                        |
|                           | LTE CatM1 Band 2                        | 1850 to 1910 MHz                        | 1930 to 1990 MHz                          |
|                           | LTE CatM1 Band 4                        | 1710 to 1755 MHz                        | 2110 to 2155 MHz                          |
|                           | LTE CatM1 Band 5                        | 824 to 849 MHz                          | 869 to 894 MHz                            |
|                           | LTE CatM1 Band 12                       | 699 to 716 MHz                          | 729 to 746 MHz                            |
|                           | LTE CatM1 Band 13                       | 777 to 787 MHz                          | 746 to 756 MHz                            |
|                           | LTE CatM1 Band 14                       | 788 to 798 MHz                          | 758 to 768 MHz                            |
|                           | LTE CatM1 Band 25                       | 1850 to 1915MHz                         | 1930 to 1995 MHz                          |
|                           | LTE CatM1 Band 26<br>(814 to 824 MHz )  | 814 to 824MHz                           | 859 to 869 MHz                            |
|                           | LTE CatM1 Band 26<br>(824 to 849 MHz )  | 824 to 849 MHz                          | 869 to 894 MHz                            |
|                           | LTE CatM1 Band 66                       | 1710 to 1780 MHz                        | 2110 to 2200 MHz                          |
|                           | LTE CatM1 Band 85                       | 698 to 716 MHz                          | 728 to 746 MHz                            |





## SGS-CSTC Standards Technical Services Co., Ltd. Shenzhen Branch

SZEMC-TRF-01 Rev. A/1

Report No.: SZCR250500193301

Page: 21 of 43

|                             |                             |   |  |   |  |
|-----------------------------|-----------------------------|---|--|---|--|
| Supported Channel Bandwidth | GSM system:                 | <input checked="" type="checkbox"/> 0.2 MHz   |  |   |  |
|                             | LTE NB1 Band 2              | <input checked="" type="checkbox"/> 15KHz; <input checked="" type="checkbox"/> 3.75KHz; |  |   |  |
|                             | LTE NB1 Band 4              | <input checked="" type="checkbox"/> 15KHz; <input checked="" type="checkbox"/> 3.75KHz; |  |   |  |
|                             | LTE NB1 Band 5              | <input checked="" type="checkbox"/> 15KHz; <input checked="" type="checkbox"/> 3.75KHz; |  |   |  |
|                             | LTE NB1 Band 12             | <input checked="" type="checkbox"/> 15KHz; <input checked="" type="checkbox"/> 3.75KHz; |  |   |  |
|                             | LTE NB1 Band 13             | <input checked="" type="checkbox"/> 15KHz; <input checked="" type="checkbox"/> 3.75KHz; |  |   |  |
|                             | LTE NB1 Band 25             | <input checked="" type="checkbox"/> 15KHz; <input checked="" type="checkbox"/> 3.75KHz; |  |   |  |
|                             | LTE NB1 Band 26 (814-824)   | <input checked="" type="checkbox"/> 15KHz; <input checked="" type="checkbox"/> 3.75KHz; |  |   |  |
|                             | LTE NB1 Band 26 (824-849)   | <input checked="" type="checkbox"/> 15KHz; <input checked="" type="checkbox"/> 3.75KHz; |  |   |  |
|                             | LTE NB1 Band 66             | <input checked="" type="checkbox"/> 15KHz; <input checked="" type="checkbox"/> 3.75KHz; |  |   |  |
|                             | LTE NB1 Band 71             | <input checked="" type="checkbox"/> 15KHz; <input checked="" type="checkbox"/> 3.75KHz; |  |   |  |
|                             | LTE NB1 Band 85             | <input checked="" type="checkbox"/> 15KHz; <input checked="" type="checkbox"/> 3.75KHz; |  |   |  |
|                             | LTE CatM1 Band 2            | <input checked="" type="checkbox"/> 1.4 MHz   | <input checked="" type="checkbox"/> 3 MHz  | <input checked="" type="checkbox"/> 5 MHz | <input checked="" type="checkbox"/> 10 MHz |
|                             |                             | <input checked="" type="checkbox"/> 15 MHz  | <input checked="" type="checkbox"/> 20 MHz |   |  |
|                             | LTE CatM1 Band 4            | <input checked="" type="checkbox"/> 1.4 MHz   | <input checked="" type="checkbox"/> 3 MHz  | <input checked="" type="checkbox"/> 5 MHz | <input checked="" type="checkbox"/> 10 MHz |
|                             |                             | <input checked="" type="checkbox"/> 15 MHz  | <input checked="" type="checkbox"/> 20 MHz |   |  |
|                             | LTE CatM1 Band 5            | <input checked="" type="checkbox"/> 1.4 MHz   | <input checked="" type="checkbox"/> 3 MHz  | <input checked="" type="checkbox"/> 5 MHz | <input checked="" type="checkbox"/> 10 MHz |
|                             | LTE CatM1 Band 12           | <input checked="" type="checkbox"/> 1.4 MHz   | <input checked="" type="checkbox"/> 3 MHz  | <input checked="" type="checkbox"/> 5 MHz | <input checked="" type="checkbox"/> 10 MHz |
|                             | LTE CatM1 Band 13           | <input checked="" type="checkbox"/> 5 MHz   | <input checked="" type="checkbox"/> 10 MHz |   |  |
|                             | LTE CatM1 Band 14           | <input checked="" type="checkbox"/> 5 MHz   | <input checked="" type="checkbox"/> 10 MHz |   |  |
|                             | LTE CatM1 Band 25           | <input checked="" type="checkbox"/> 1.4 MHz   | <input checked="" type="checkbox"/> 3 MHz  | <input checked="" type="checkbox"/> 5 MHz | <input checked="" type="checkbox"/> 10 MHz |
|                             |                             | <input checked="" type="checkbox"/> 15 MHz  | <input checked="" type="checkbox"/> 20 MHz |   |  |
|                             | LTE CatM1 Band 26 (814-824) | <input checked="" type="checkbox"/> 1.4 MHz   | <input checked="" type="checkbox"/> 3 MHz  | <input checked="" type="checkbox"/> 5 MHz | <input checked="" type="checkbox"/> 10 MHz |
|                             | LTE CatM1 Band 26 (824-849) | <input checked="" type="checkbox"/> 1.4 MHz   | <input checked="" type="checkbox"/> 3 MHz  | <input checked="" type="checkbox"/> 5 MHz | <input checked="" type="checkbox"/> 10 MHz |
|                             |                             | <input checked="" type="checkbox"/> 15 MHz  |  |   |  |
|                             | LTE CatM1 Band 66           | <input checked="" type="checkbox"/> 1.4 MHz   | <input checked="" type="checkbox"/> 3 MHz  | <input checked="" type="checkbox"/> 5 MHz | <input checked="" type="checkbox"/> 10 MHz |
|                             |                             | <input checked="" type="checkbox"/> 15MHz   | <input checked="" type="checkbox"/> 20MHz  |   |  |
|                             | LTE CatM1 Band 85           | <input checked="" type="checkbox"/> 5MHz  | <input checked="" type="checkbox"/> 10MHz  |   |  |



SGS-CSTC Standards Technical Services Co., Ltd.  
Shenzhen Branch Testing Center Laboratory

Unless otherwise agreed in writing, this document is issued by the Company subject to its General Conditions of Service printed overleaf, available on request or accessible at <https://www.sgs.com/en/Terms-and-Conditions>. Attention is drawn to the limitation of liability, indemnification and jurisdiction issues defined therein. Any holder of this document is advised that information contained hereon reflects the Company's findings at the time of its intervention only and within the limits of Client's instructions, if any. The Company's sole responsibility is to its Client and this document does not exonerate parties to a transaction from exercising all their rights and obligations under the transaction documents. This document cannot be reproduced except in full, without prior written approval of the Company. Any unauthorized alteration, forgery or falsification of the content or appearance of this document is unlawful and offenders may be prosecuted to the fullest extent of the law. Unless otherwise stated the results shown in this test report refer only to the sample(s) tested and such sample(s) are retained for 30 days only.

Attention: To check the authenticity of testing /inspection report & certificate, please contact us at telephone: (86-755) 8307 1443, or email: [CN.Doccheck@sgs.com](mailto:CN.Doccheck@sgs.com)

No.1 Workshop, M-10, Middle Section, Science & Technology Park, Nanshan District, Shenzhen, Guangdong, China 518057 t (86-755) 26012053 f (86-755) 26710594 www.sgs.com.cn  
中国·广东·深圳市南山区科技园中区M-10栋1号厂房 邮编:518057 t (86-755) 26012053 f (86-755) 26710594 sgs.china@sgs.com

## 4.8 Equipment List

| RF conducted test                           |                              |               |               |                        |                           |
|---|------------------------------|---------------|---------------|------------------------|---------------------------|
| Test Equipment                              | Manufacturer                 | Model No.     | Inventory No. | Cal. date (yyyy/mm/dd) | Cal.Due date (yyyy/mm/dd) |
| Humidity/ Temperature Indicator             | Deli                         | 8838          | SEM002-40     | 2024/07/24             | 2025/07/23                |
| Spectrum Analyzer                           | KEYSIGHT                     | N9020A        | SEM004-19     | 2025/01/07             | 2026/01/06                |
| Spectrum Analyzer                           | Agilent                      | N9020A        | SZ-WRG-M-018  | 2024/05/24             | 2025/05/23                |
| DC power supply                             | HYELEC                       | HY3005B       | SZ-WRG-M-044  | 2024/08/21             | 2025/08/20                |
| Wideband Radio Communication Tester         | Rohde & Schwarz              | CMW500        | SZ-WRG-M-033  | 2025/01/07             | 2026/01/06                |
| Wideband Radio Communication Tester         | Anristu                      | MT8821C       | SZ-WRG-M-042  | 2024/06/21             | 2025/06/20                |
| Programmable Temperature & Humidity Chamber | Votsch Industrietechnik GmbH | VT 4002       | SEM002-15     | 2024/07/30             | 2025/07/29                |
| Signal Generator                            | KEYSIGHT                     | N5182A        | SZ-WRG-M-041  | 2025/01/07             | 2026/01/06                |
| Test Software                               | TST PASS                     | TST PASS V2.0 | N/A           | NCR                    | NCR                       |

Remark: NCR=No Calibration Requirement.



## 4.9 Test Frequencies

| Test Mode | TX / RX | RF Channel  |             |             |
|-----------|---------|-------------|-------------|-------------|
|           |         | Low (L)     | Middle (M)  | High (H)    |
| GSM850    | TX      | Channel 128 | Channel 190 | Channel 251 |
|           |         | 824.2MHz    | 836.6 MHz   | 848.8 MHz   |
|           | RX      | Channel 128 | Channel 190 | Channel 251 |
|           |         | 869.2 MHz   | 881.6 MHz   | 893.8 MHz   |

| Test Mode | TX / RX | RF Channel  |             |             |
|-----------|---------|-------------|-------------|-------------|
|           |         | Low (L)     | Middle (M)  | High (H)    |
| GSM1900   | TX      | Channel 512 | Channel 661 | Channel 810 |
|           |         | 1850.2MHz   | 1880.0 MHz  | 1909.8 MHz  |
|           | RX      | Channel 512 | Channel 661 | Channel 810 |
|           |         | 1930.2 MHz  | 1960.0 MHz  | 1989.8 MHz  |



Unless otherwise agreed in writing, this document is issued by the Company subject to its General Conditions of Service printed overleaf, available on request or accessible at <https://www.sgs.com/en/Terms-and-Conditions>. Attention is drawn to the limitation of liability, indemnification and jurisdiction issues defined therein. Any holder of this document is advised that information contained hereon reflects the Company's findings at the time of its intervention only and within the limits of Client's instructions, if any. The Company's sole responsibility is to its Client and this document does not exonerate parties to a transaction from exercising all their rights and obligations under the transaction documents. This document cannot be reproduced except in full, without prior written approval of the Company. Any unauthorized alteration, forgery or falsification of the content or appearance of this document is unlawful and offenders may be prosecuted to the fullest extent of the law. Unless otherwise stated the results shown in this test report refer only to the sample(s) tested and such sample(s) are retained for 30 days only.

Attention: To check the authenticity of testing /inspection report & certificate, please contact us at telephone: (86-755) 8307 1443, or email: [CN.Doccheck@sgs.com](mailto:CN.Doccheck@sgs.com)

## SGS-CSTC Standards Technical Services Co., Ltd. Shenzhen Branch

SZEMC-TRF-01 Rev. A/1

Report No.: SZCR250500193301

Page: 24 of 43

| Test Mode                   | Bandwidth | TX / RX | RF Channel     |                |                |
|-----------------------------|-----------|---------|----------------|----------------|----------------|
|                             |           |         | Low (L)        | Middle (M)     | High (H)       |
| LTE NB1<br>Band 2           | 180KHz    | TX      | Channel 18601  | Channel 18900  | Channel 19199  |
|                             |           |         | 1850.2 MHz     | 1880 MHz       | 1909.8 MHz     |
|                             |           | RX      | Channel 601    | Channel 900    | Channel 1199   |
|                             |           |         | 1930.2 MHz     | 1960 MHz       | 1989.8 MHz     |
| LTE NB1<br>Band 4           | 180KHz    | TX      | Channel 19951  | Channel 20175  | Channel 20399  |
|                             |           |         | 1710.2 MHz     | 1732.5 MHz     | 1754.8 MHz     |
|                             |           | RX      | Channel 1975   | Channel 2175   | Channel 2375   |
|                             |           |         | 2110.2 MHz     | 2132.5MHz      | 2154.8 MHz     |
| LTE NB1<br>Band 5           | 180KHz    | TX      | Channel 20401  | Channel 20525  | Channel 20649  |
|                             |           |         | 824.2 MHz      | 836.5 MHz      | 848.8 MHz      |
|                             |           | RX      | Channel 2401   | Channel 2525   | Channel 2649   |
|                             |           |         | 869.2 MHz      | 881.5 MHz      | 893.8 MHz      |
| LTE NB1<br>Band 12          | 180KHz    | TX      | Channel 23011  | Channel 23095  | Channel 23179  |
|                             |           |         | 699.2 MHz      | 707.5 MHz      | 715.8 MHz      |
|                             |           | RX      | Channel 5011   | Channel 5095   | Channel 5179   |
|                             |           |         | 729.2 MHz      | 737.5 MHz      | 745.8 MHz      |
| LTE NB1<br>Band 13          | 180KHz    | TX      | Channel 23181  | Channel 23230  | Channel 23279  |
|                             |           |         | 777.2 MHz      | 782 MHz        | 786.8 MHz      |
|                             |           | RX      | Channel 5181   | Channel 5230   | Channel 5279   |
|                             |           |         | 746.2 MHz      | 752 MHz        | 755.8 MHz      |
| LTE NB1<br>Band 25          | 180KHz    | TX      | Channel 26041  | Channel 26365  | Channel 26689  |
|                             |           |         | 1850.2 MHz     | 1882.5 MHz     | 1914.8 MHz     |
|                             |           | RX      | Channel 8041   | Channel 8365   | Channel 8689   |
|                             |           |         | 1930.2 MHz     | 1962.5 MHz     | 1994.8 MHz     |
| LTE NB1 Band<br>26(814-824) | 180KHz    | TX      | Channel 26692  | Channel 26740  | Channel 26788  |
|                             |           |         | 814.2 MHz      | 819 MHz        | 823.8 MHz      |
|                             |           | RX      | Channel 8692   | Channel 8740   | Channel 8788   |
|                             |           |         | 859.2MHz       | 864MHz         | 868.8MHz       |
| LTE NB1 Band<br>26(824-849) | 180KHz    | TX      | Channel 26791  | Channel 26915  | Channel 27039  |
|                             |           |         | 824.2 MHz      | 836.5 MHz      | 848.8 MHz      |
|                             |           | RX      | Channel 8791   | Channel 8915   | Channel 9039   |
|                             |           |         | 869.2 MHz      | 881.5 MHz      | 893.8 MHz      |
| LTE NB1<br>Band 66          | 180KHz    | TX      | Channel 131973 | Channel 132322 | Channel 132671 |
|                             |           |         | 1710.2 MHz     | 1745 MHz       | 1779.8 MHz     |
|                             |           | RX      | Channel 66437  | Channel 66786  | Channel 67135  |
|                             |           |         | 2110.2 MHz     | 2145 MHz       | 2179.8 MHz     |
| LTE NB1<br>Band 71          | 180KHz    | TX      | Channel 133123 | Channel 133297 | Channel 133471 |
|                             |           |         | 663.2 MHz      | 680.5 MHz      | 697.8 MHz      |
|                             |           | RX      | Channel 68587  | Channel 68761  | Channel 68935  |
|                             |           |         | 617.2 MHz      | 634.5 MHz      | 651.8 MHz      |
| LTE NB1<br>Band 85          | 180KHz    | TX      | Channel 134003 | Channel 134092 | Channel 134181 |
|                             |           |         | 698.2 MHz      | 707 MHz        | 715.8 MHz      |
|                             |           | RX      | Channel 70367  | Channel 0456   | Channel 70545  |
|                             |           |         | 728.2 MHz      | 737 MHz        | 745.8 MHz      |



Unless otherwise agreed in writing, this document is issued by the Company subject to its General Conditions of Service printed overleaf, available on request or accessible at <https://www.sgs.com/en/Terms-and-Conditions>. Attention is drawn to the limitation of liability, indemnification and jurisdiction issues defined therein. Any holder of this document is advised that information contained hereon reflects the Company's findings at the time of its intervention only and within the limits of Client's instructions, if any. The Company's sole responsibility is to its Client and this document does not exonerate parties to a transaction from exercising all their rights and obligations under the transaction documents. This document cannot be reproduced except in full, without prior written approval of the Company. Any unauthorized alteration, forgery or falsification of the content or appearance of this document is unlawful and offenders may be prosecuted to the fullest extent of the law. Unless otherwise stated the results shown in this test report refer only to the sample(s) tested and such sample(s) are retained for 30 days only.

Attention: To check the authenticity of testing /inspection report & certificate, please contact us at telephone: (86-755) 8307 1443, or email: [CN.Doccheck@sgs.com](mailto:CN.Doccheck@sgs.com)

SGS-CSTC Standards Technical Services Co., Ltd.  
Shenzhen Branch Technical Services Laboratory

No. 1 Workshop, M-10, Middle Section, Science & Technology Park, Nanshan District, Shenzhen, Guangdong, China 518057 t (86-755) 26012053 f (86-755) 26710594 www.sgs.com.cn  
中国·广东·深圳市南山区科技园中区M-10栋1号厂房 邮编: 518057 t (86-755) 26012053 f (86-755) 26710594 sgs.china@sgs.com



## SGS-CSTC Standards Technical Services Co., Ltd. Shenzhen Branch

SZEMC-TRF-01 Rev. A/1

Report No.: SZCR250500193301

Page: 25 of 43

| Test Mode           | Bandwidth | TX / RX | RF Channel    |               |               |
|---------------------|-----------|---------|---------------|---------------|---------------|
|                     |           |         | Low (L)       | Middle (M)    | High (H)      |
| LTE CatM1<br>Band 2 | 1.4MHz    | TX      | Channel 18607 | Channel 18900 | Channel 19193 |
|                     |           |         | 1850.7 MHz    | 1880 MHz      | 1909.3 MHz    |
|                     |           | RX      | Channel 607   | Channel 900   | Channel 1193  |
|                     |           |         | 1930.7 MHz    | 1960 MHz      | 1989.3 MHz    |
|                     | 3MHz      | TX      | Channel 18615 | Channel 18900 | Channel 19185 |
|                     |           |         | 1851.5 MHz    | 1880 MHz      | 1908.5 MHz    |
|                     |           | RX      | Channel 615   | Channel 900   | Channel 1185  |
|                     |           |         | 1931.5 MHz    | 1960 MHz      | 1988.5 MHz    |
|                     | 5MHz      | TX      | Channel 18625 | Channel 18900 | Channel 19175 |
|                     |           |         | 1852.5 MHz    | 1880 MHz      | 1907.5 MHz    |
|                     |           | RX      | Channel 625   | Channel 900   | Channel 1175  |
|                     |           |         | 1932.5 MHz    | 1960 MHz      | 1987.5 MHz    |
|                     | 10MHz     | TX      | Channel 18650 | Channel 18900 | Channel 19150 |
|                     |           |         | 1855 MHz      | 1880 MHz      | 1905 MHz      |
|                     |           | RX      | Channel 650   | Channel 900   | Channel 1150  |
|                     |           |         | 1935 MHz      | 1960 MHz      | 1985 MHz      |
|                     | 15MHz     | TX      | Channel 18675 | Channel 18900 | Channel 19125 |
|                     |           |         | 1857.5 MHz    | 1880 MHz      | 1902.5 MHz    |
|                     |           | RX      | Channel 675   | Channel 900   | Channel 1125  |
|                     |           |         | 1937.5 MHz    | 1960 MHz      | 1982.5 MHz    |
|                     | 20MHz     | TX      | Channel 18700 | Channel 18900 | Channel 19100 |
|                     |           |         | 1860 MHz      | 1880 MHz      | 1900 MHz      |
|                     |           | RX      | Channel 700   | Channel 900   | Channel 1100  |
|                     |           |         | 1940 MHz      | 1960 MHz      | 1980 MHz      |



SGS-CSTC Standards Technical Services Co., Ltd.  
Shenzhen Branch Testing Laboratory

Unless otherwise agreed in writing, this document is issued by the Company subject to its General Conditions of Service printed overleaf, available on request or accessible at <https://www.sgs.com/en/Terms-and-Conditions>. Attention is drawn to the limitation of liability, indemnification and jurisdiction issues defined therein. Any holder of this document is advised that information contained hereon reflects the Company's findings at the time of its intervention only and within the limits of Client's instructions, if any. The Company's sole responsibility is to its Client and this document does not exonerate parties to a transaction from exercising all their rights and obligations under the transaction documents. This document cannot be reproduced except in full, without prior written approval of the Company. Any unauthorized alteration, forgery or falsification of the content or appearance of this document is unlawful and offenders may be prosecuted to the fullest extent of the law. Unless otherwise stated the results shown in this test report refer only to the sample(s) tested and such sample(s) are retained for 30 days only.

Attention: To check the authenticity of testing / inspection report & certificate, please contact us at telephone: (86-755) 8307 1443, or email: [CN.Doccheck@sgs.com](mailto:CN.Doccheck@sgs.com)

No. 1 Workshop, M-10, Middle Section, Science & Technology Park, Nanshan District, Shenzhen, Guangdong, China 518057 t (86-755) 26012053 f (86-755) 26710594 www.sgs.com.cn  
中国·广东·深圳市南山区科技园中区M-10栋1号厂房 邮编: 518057 t (86-755) 26012053 f (86-755) 26710594 sgs.china@sgs.com

## SGS-CSTC Standards Technical Services Co., Ltd. Shenzhen Branch

SZEMC-TRF-01 Rev. A/1

Report No.: SZCR250500193301

Page: 26 of 43

| Test Mode           | Bandwidth | TX / RX | RF Channel    |               |               |
|---------------------|-----------|---------|---------------|---------------|---------------|
|                     |           |         | Low (L)       | Middle (M)    | High (H)      |
| LTE CatM1<br>Band 4 | 1.4MHz    | TX      | Channel 19957 | Channel 20175 | Channel 20393 |
|                     |           |         | 1710.7 MHz    | 1732.5 MHz    | 1754.3 MHz    |
|                     |           | RX      | Channel 1957  | Channel 2175  | Channel 2393  |
|                     |           |         | 2110.7 MHz    | 2132.5MHz     | 2154.3 MHz    |
|                     | 3MHz      | TX      | Channel 19965 | Channel 20175 | Channel 20385 |
|                     |           |         | 1711.5 MHz    | 1732.5 MHz    | 1753.5 MHz    |
|                     |           | RX      | Channel 1965  | Channel 2175  | Channel 2385  |
|                     |           |         | 2111.5 MHz    | 2132.5MHz     | 2153.5 MHz    |
|                     | 5MHz      | TX      | Channel 19975 | Channel 20175 | Channel 20375 |
|                     |           |         | 1712.5 MHz    | 1732.5 MHz    | 1752.5 MHz    |
|                     |           | RX      | Channel 1975  | Channel 2175  | Channel 2425  |
|                     |           |         | 2112.5 MHz    | 2132.5MHz     | 2157.5 MHz    |
|                     | 10MHz     | TX      | Channel 20000 | Channel 20175 | Channel 20350 |
|                     |           |         | 1715 MHz      | 1732.5 MHz    | 1750 MHz      |
|                     |           | RX      | Channel 2000  | Channel 2175  | Channel 2350  |
|                     |           |         | 2115 MHz      | 2132.5MHz     | 2150 MHz      |
|                     | 15MHz     | TX      | Channel 20025 | Channel 20175 | Channel 20325 |
|                     |           |         | 1717.5 MHz    | 1732.5 MHz    | 1747.5 MHz    |
|                     |           | RX      | Channel 2025  | Channel 2175  | Channel 2325  |
|                     |           |         | 2117.5 MHz    | 2132.5MHz     | 2147.5 MHz    |
|                     | 20MHz     | TX      | Channel 20050 | Channel 20175 | Channel 20300 |
|                     |           |         | 1720 MHz      | 1732.5 MHz    | 1745 MHz      |
|                     |           | RX      | Channel 2050  | Channel 2175  | Channel 2300  |
|                     |           |         | 2120 MHz      | 2132.5MHz     | 2145 MHz      |

| Test Mode           | Bandwidth | TX / RX | RF Channel    |               |               |
|---------------------|-----------|---------|---------------|---------------|---------------|
|                     |           |         | Low (L)       | Middle (M)    | High (H)      |
| LTE CatM1<br>Band 5 | 1.4MHz    | TX      | Channel 20407 | Channel 20525 | Channel 20643 |
|                     |           |         | 824.7 MHz     | 836.5 MHz     | 848.3 MHz     |
|                     |           | RX      | Channel 2407  | Channel 2525  | Channel 2643  |
|                     |           |         | 869.7 MHz     | 881.5 MHz     | 893.3 MHz     |
|                     | 3MHz      | TX      | Channel 20415 | Channel 20525 | Channel 20635 |
|                     |           |         | 825.5 MHz     | 836.5 MHz     | 847.5 MHz     |
|                     |           | RX      | Channel 2415  | Channel 2525  | Channel 2635  |
|                     |           |         | 870.5 MHz     | 881.5 MHz     | 892.5 MHz     |
|                     | 5MHz      | TX      | Channel 20425 | Channel 20525 | Channel 20625 |
|                     |           |         | 826.5 MHz     | 836.5 MHz     | 846.5 MHz     |
|                     |           | RX      | Channel 2425  | Channel 2525  | Channel 2625  |
|                     |           |         | 871.5 MHz     | 881.5 MHz     | 891.5 MHz     |
|                     | 10MHz     | TX      | Channel 20450 | Channel 20525 | Channel 20600 |
|                     |           |         | 829 MHz       | 836.5 MHz     | 844 MHz       |
|                     |           | RX      | Channel 2450  | Channel 2525  | Channel 2600  |
|                     |           |         | 874 MHz       | 881.5 MHz     | 889 MHz       |



SGS-CSTC Standards Technical Services Co., Ltd.  
Shenzhen Branch Testing Laboratory

Unless otherwise agreed in writing, this document is issued by the Company subject to its General Conditions of Service printed overleaf, available on request or accessible at <https://www.sgs.com/en/Terms-and-Conditions>. Attention is drawn to the limitation of liability, indemnification and jurisdiction issues defined therein. Any holder of this document is advised that information contained hereon reflects the Company's findings at the time of its intervention only and within the limits of Client's instructions, if any. The Company's sole responsibility is to its Client and this document does not exonerate parties to a transaction from exercising all their rights and obligations under the transaction documents. This document cannot be reproduced except in full, without prior written approval of the Company. Any unauthorized alteration, forgery or falsification of the content or appearance of this document is unlawful and offenders may be prosecuted to the fullest extent of the law. Unless otherwise stated the results shown in this test report refer only to the sample(s) tested and such sample(s) are retained for 30 days only.

Attention: To check the authenticity of testing / inspection report & certificate, please contact us at telephone: (86-755) 8307 1443, or email: [CN.Doccheck@sgs.com](mailto:CN.Doccheck@sgs.com)

No.1 Workshop, M-10, Middle Section, Science & Technology Park, Nanshan District, Shenzhen, Guangdong, China 518057 t (86-755) 26012053 f (86-755) 26710594 www.sgs.com.cn  
中国·广东·深圳市南山区科技园中区M-10栋1号厂房 邮编: 518057 t (86-755) 26012053 f (86-755) 26710594 sgs.china@sgs.com

## SGS-CSTC Standards Technical Services Co., Ltd. Shenzhen Branch

SZEMC-TRF-01 Rev. A/1

Report No.: SZCR250500193301

Page: 27 of 43

| Test Mode            | Bandwidth | TX / RX | RF Channel    |               |               |
|----------------------|-----------|---------|---------------|---------------|---------------|
|                      |           |         | Low (L)       | Middle (M)    | High (H)      |
| LTE CatM1<br>Band 12 | 1.4MHz    | TX      | Channel 23017 | Channel 23095 | Channel 23173 |
|                      |           |         | 699.7 MHz     | 707.5 MHz     | 715.3 MHz     |
|                      |           | RX      | Channel 5017  | Channel 5095  | Channel 5173  |
|                      |           |         | 729.7 MHz     | 737.5 MHz     | 745.3 MHz     |
|                      | 3MHz      | TX      | Channel 23025 | Channel 23095 | Channel 23165 |
|                      |           |         | 700.5 MHz     | 707.5 MHz     | 714.5 MHz     |
|                      |           | RX      | Channel 5025  | Channel 5095  | Channel 5165  |
|                      |           |         | 730.5 MHz     | 737.5 MHz     | 744.5 MHz     |
|                      | 5MHz      | TX      | Channel 23035 | Channel 23095 | Channel 23155 |
|                      |           |         | 701.5 MHz     | 707.5 MHz     | 713.5 MHz     |
|                      |           | RX      | Channel 5035  | Channel 5095  | Channel 5155  |
|                      |           |         | 731.5 MHz     | 737.5 MHz     | 743.5 MHz     |
|                      | 10MHz     | TX      | Channel 23060 | Channel 23095 | Channel 23130 |
|                      |           |         | 704 MHz       | 707.5 MHz     | 711 MHz       |
|                      |           | RX      | Channel 5060  | Channel 5095  | Channel 5130  |
|                      |           |         | 734 MHz       | 737.5 MHz     | 741 MHz       |

| Test Mode            | Bandwidth | TX / RX | RF Channel    |               |               |
|----------------------|-----------|---------|---------------|---------------|---------------|
|                      |           |         | Low (L)       | Middle (M)    | High (H)      |
| LTE CatM1<br>Band 13 | 5MHz      | TX      | Channel 23205 | Channel 23230 | Channel 23255 |
|                      |           |         | 779.5 MHz     | 782 MHz       | 784.5 MHz     |
|                      |           | RX      | Channel 5205  | Channel 5230  | Channel 5255  |
|                      |           |         | 748.5 MHz     | 751 MHz       | 753.5 MHz     |
|                      | 10MHz     | TX      | Channel 23230 | Channel 23230 | Channel 23230 |
|                      |           |         | 782 MHz       | 782 MHz       | 782 MHz       |
|                      |           | RX      | Channel 5230  | Channel 5230  | Channel 5230  |
|                      |           |         | 751 MHz       | 751 MHz       | 751 MHz       |

| Test Mode            | Bandwidth | TX / RX | RF Channel    |               |               |
|----------------------|-----------|---------|---------------|---------------|---------------|
|                      |           |         | Low (L)       | Middle (M)    | High (H)      |
| LTE CatM1<br>Band 14 | 5MHz      | TX      | Channel 23305 | Channel 23330 | Channel 23355 |
|                      |           |         | 790.5 MHz     | 793 MHz       | 795.5 MHz     |
|                      |           | RX      | Channel 5305  | Channel 5330  | Channel 5355  |
|                      |           |         | 760.5 MHz     | 763 MHz       | 765.5 MHz     |
|                      | 10MHz     | TX      | Channel 23330 | Channel 23330 | Channel 23330 |
|                      |           |         | 793MHz        | 793 MHz       | 793 MHz       |
|                      |           | RX      | Channel 5330  | Channel 5330  | Channel 5330  |
|                      |           |         | 763MHz        | 763 MHz       | 763 MHz       |



SGS-CSTC Standards Technical Services Co., Ltd.  
Shenzhen Branch Testing Center Laboratory

Unless otherwise agreed in writing, this document is issued by the Company subject to its General Conditions of Service printed overleaf, available on request or accessible at <https://www.sgs.com/en/Terms-and-Conditions>. Attention is drawn to the limitation of liability, indemnification and jurisdiction issues defined therein. Any holder of this document is advised that information contained hereon reflects the Company's findings at the time of its intervention only and within the limits of Client's instructions, if any. The Company's sole responsibility is to its Client and this document does not exonerate parties to a transaction from exercising all their rights and obligations under the transaction documents. This document cannot be reproduced except in full, without prior written approval of the Company. Any unauthorized alteration, forgery or falsification of the content or appearance of this document is unlawful and offenders may be prosecuted to the fullest extent of the law. Unless otherwise stated the results shown in this test report refer only to the sample(s) tested and such sample(s) are retained for 30 days only.

Attention: To check the authenticity of testing / inspection report & certificate, please contact us at telephone: (86-755) 8307 1443, or email: [CN.Doccheck@sgs.com](mailto:CN.Doccheck@sgs.com)

No.1 Workshop, M-10, Middle Section, Science & Technology Park, Nanshan District, Shenzhen, Guangdong, China 518057 t (86-755) 26012053 f (86-755) 26710594 www.sgs.com.cn  
中国·广东·深圳市南山区科技园中区M-10栋1号厂房 邮编:518057 t (86-755) 26012053 f (86-755) 26710594 sgs.china@sgs.com

## SGS-CSTC Standards Technical Services Co., Ltd. Shenzhen Branch

SZEMC-TRF-01 Rev. A/1

Report No.: SZCR250500193301

Page: 28 of 43

| Test Mode            | Bandwidth | TX / RX | RF Channel    |               |               |
|----------------------|-----------|---------|---------------|---------------|---------------|
|                      |           |         | Low (L)       | Middle (M)    | High (H)      |
| LTE CatM1<br>Band 25 | 1.4MHz    | TX      | Channel 26047 | Channel 26365 | Channel 26683 |
|                      |           |         | 1850.7 MHz    | 1882.5 MHz    | 1914.3 MHz    |
|                      |           | RX      | Channel 8047  | Channel 8365  | Channel 8683  |
|                      |           |         | 1930.7 MHz    | 1962.5 MHz    | 1994.3 MHz    |
|                      | 3MHz      | TX      | Channel 26055 | Channel 26365 | Channel 26675 |
|                      |           |         | 1851.5 MHz    | 1882.5 MHz    | 1913.5 MHz    |
|                      |           | RX      | Channel 8055  | Channel 8365  | Channel 8675  |
|                      |           |         | 1931.5 MHz    | 1962.5 MHz    | 1993.5 MHz    |
|                      | 5MHz      | TX      | Channel 26065 | Channel 26365 | Channel 26665 |
|                      |           |         | 1852.5 MHz    | 1882.5 MHz    | 1912.5 MHz    |
|                      |           | RX      | Channel 8065  | Channel 8365  | Channel 8665  |
|                      |           |         | 1932.5 MHz    | 1962.5 MHz    | 1992.5 MHz    |
|                      | 10MHz     | TX      | Channel 26090 | Channel 26365 | Channel 26640 |
|                      |           |         | 1855 MHz      | 1882.5 MHz    | 1910 MHz      |
|                      |           | RX      | Channel 8090  | Channel 8365  | Channel 8640  |
|                      |           |         | 1935 MHz      | 1962.5 MHz    | 1990 MHz      |
|                      | 15MHz     | TX      | Channel 26115 | Channel 26365 | Channel 26615 |
|                      |           |         | 1857.5 MHz    | 1882.5 MHz    | 1907.5 MHz    |
|                      |           | RX      | Channel 8115  | Channel 8365  | Channel 8615  |
|                      |           |         | 1937.5 MHz    | 1962.5 MHz    | 1987.5 MHz    |
|                      | 20MHz     | TX      | Channel 26140 | Channel 26365 | Channel 26590 |
|                      |           |         | 1860 MHz      | 1882.5 MHz    | 1905 MHz      |
|                      |           | RX      | Channel 8140  | Channel 8365  | Channel 8590  |
|                      |           |         | 1940 MHz      | 1962.5 MHz    | 1985 MHz      |



SGS-CSTC Standards Technical Services Co., Ltd.  
Shenzhen Branch Testing Center Laboratory

Unless otherwise agreed in writing, this document is issued by the Company subject to its General Conditions of Service printed overleaf, available on request or accessible at <https://www.sgs.com/en/Terms-and-Conditions>. Attention is drawn to the limitation of liability, indemnification and jurisdiction issues defined therein. Any holder of this document is advised that information contained hereon reflects the Company's findings at the time of its intervention only and within the limits of Client's instructions, if any. The Company's sole responsibility is to its Client and this document does not exonerate parties to a transaction from exercising all their rights and obligations under the transaction documents. This document cannot be reproduced except in full, without prior written approval of the Company. Any unauthorized alteration, forgery or falsification of the content or appearance of this document is unlawful and offenders may be prosecuted to the fullest extent of the law. Unless otherwise stated the results shown in this test report refer only to the sample(s) tested and such sample(s) are retained for 30 days only.

Attention: To check the authenticity of testing / inspection report & certificate, please contact us at telephone: (86-755) 8307 1443, or email: [CN.Doccheck@sgs.com](mailto:CN.Doccheck@sgs.com)

No. 1 Workshop, M-10, Middle Section, Science & Technology Park, Nanshan District, Shenzhen, Guangdong, China 518057 t (86-755) 26012053 f (86-755) 26710594 www.sgs.com.cn  
中国·广东·深圳市南山区科技园中区M-10栋1号厂房 邮编: 518057 t (86-755) 26012053 f (86-755) 26710594 sgs.china@sgs.com

Member of the SGS Group (SGS SA)



## SGS-CSTC Standards Technical Services Co., Ltd. Shenzhen Branch

SZEMC-TRF-01 Rev. A/1

Report No.: SZCR250500193301

Page: 29 of 43

| Test Mode                         | Bandwidth | TX / RX | RF Channel    |               |               |
|-----------------------------------|-----------|---------|---------------|---------------|---------------|
|                                   |           |         | Low (L)       | Middle (M)    | High (H)      |
| LTE CatM1<br>Band 26<br>(814-824) | 1.4MHz    | TX      | Channel 26697 | Channel 26740 | Channel 26783 |
|                                   |           |         | 814.7 MHz     | 819 MHz       | 823.3 MHz     |
|                                   |           | RX      | Channel 8697  | Channel 8740  | Channel 8783  |
|                                   |           |         | 859.7 MHz     | 864MHz        | 868.3 MHz     |
|                                   | 3MHz      | TX      | Channel 26705 | Channel 26740 | Channel 26775 |
|                                   |           |         | 815.5 MHz     | 819 MHz       | 822.5 MHz     |
|                                   |           | RX      | Channel 8705  | Channel 8740  | Channel 8775  |
|                                   |           |         | 860.5 MHz     | 864MHz        | 867.5 MHz     |
|                                   | 5MHz      | TX      | Channel 26715 | Channel 26740 | Channel 26765 |
|                                   |           |         | 816.5 MHz     | 819 MHz       | 821.5 MHz     |
|                                   |           | RX      | Channel 8715  | Channel 8740  | Channel 8765  |
|                                   |           |         | 861.5 MHz     | 864MHz        | 866.5 MHz     |
|                                   | 10MHz     | TX      | Channel 26740 | Channel 26740 | Channel 26740 |
|                                   |           |         | 819 MHz       | 819 MHz       | 819 MHz       |
|                                   |           | RX      | Channel 8740  | Channel 8740  | Channel 8740  |
|                                   |           |         | 864MHz        | 864MHz        | 864MHz        |

| Test Mode                        | Bandwidth | TX / RX | RF Channel    |               |               |
|----------------------------------|-----------|---------|---------------|---------------|---------------|
|                                  |           |         | Low (L)       | Middle (M)    | High (H)      |
| LTE CatM1<br>Band26<br>(824-849) | 1.4MHz    | TX      | Channel 26797 | Channel 26915 | Channel 27033 |
|                                  |           |         | 824.7 MHz     | 836.5 MHz     | 848.3 MHz     |
|                                  |           | RX      | Channel 8797  | Channel 8915  | Channel 9033  |
|                                  |           |         | 869.7 MHz     | 881.5 MHz     | 893.3 MHz     |
|                                  | 3MHz      | TX      | Channel 26805 | Channel 26915 | Channel 27025 |
|                                  |           |         | 825.5 MHz     | 836.5 MHz     | 847.5 MHz     |
|                                  |           | RX      | Channel 8805  | Channel 8915  | Channel 9025  |
|                                  |           |         | 860.5 MHz     | 881.5 MHz     | 892.5 MHz     |
|                                  | 5MHz      | TX      | Channel 26815 | Channel 26915 | Channel 27015 |
|                                  |           |         | 826.5 MHz     | 836.5 MHz     | 846.5 MHz     |
|                                  |           | RX      | Channel 8815  | Channel 8915  | Channel 9015  |
|                                  |           |         | 871.5 MHz     | 881.5 MHz     | 891.5 MHz     |
|                                  | 10MHz     | TX      | Channel 26840 | Channel 26915 | Channel 26990 |
|                                  |           |         | 829 MHz       | 836.5 MHz     | 844 MHz       |
|                                  |           | RX      | Channel 8840  | Channel 8915  | Channel 8990  |
|                                  |           |         | 874 MHz       | 881.5 MHz     | 889 MHz       |
|                                  | 15MHz     | TX      | Channel 26865 | Channel 26915 | Channel 26965 |
|                                  |           |         | 831.5 MHz     | 836.5 MHz     | 841.5 MHz     |
|                                  |           | RX      | Channel 8865  | Channel 8915  | Channel 8965  |
|                                  |           |         | 876.5 MHz     | 881.5 MHz     | 886.5 MHz     |



Unless otherwise agreed in writing, this document is issued by the Company subject to its General Conditions of Service printed overleaf, available on request or accessible at <https://www.sgs.com/en/Terms-and-Conditions>. Attention is drawn to the limitation of liability, indemnification and jurisdiction issues defined therein. Any holder of this document is advised that information contained hereon reflects the Company's findings at the time of its intervention only and within the limits of Client's instructions, if any. The Company's sole responsibility is to its Client and this document does not exonerate parties to a transaction from exercising all their rights and obligations under the transaction documents. This document cannot be reproduced except in full, without prior written approval of the Company. Any unauthorized alteration, forgery or falsification of the content or appearance of this document is unlawful and offenders may be prosecuted to the fullest extent of the law. Unless otherwise stated the results shown in this test report refer only to the sample(s) tested and such sample(s) are retained for 30 days only.

Attention: To check the authenticity of testing /inspection report & certificate, please contact us at telephone: (86-755) 8307 1443, or email: [CN.Doccheck@sgs.com](mailto:CN.Doccheck@sgs.com)

SGS-CSTC Standards Technical Services Co., Ltd.  
Shenzhen Branch Testing & Calibration Laboratory

No.1 Workshop, M-10, Middle Section, Science & Technology Park, Nanshan District, Shenzhen, Guangdong, China 518057 t (86-755) 26012053 f (86-755) 26710594 www.sgs.com.cn  
中国·广东·深圳市南山区科技园中区M-10栋1号厂房 邮编:518057 t (86-755) 26012053 f (86-755) 26710594 sgs.china@sgs.com

## SGS-CSTC Standards Technical Services Co., Ltd. Shenzhen Branch

SZEMC-TRF-01 Rev. A/1

Report No.: SZCR250500193301

Page: 30 of 43

| Test Mode           | Bandwidth | TX / RX | RF Channel     |                |                |
|---------------------|-----------|---------|----------------|----------------|----------------|
|                     |           |         | Low (L)        | Middle (M)     | High (H)       |
| LTE CatM1<br>Band66 | 1.4MHz    | TX      | Channel 131979 | Channel 132322 | Channel 132665 |
|                     |           |         | 1710.7 MHz     | 1745 MHz       | 1779.3 MHz     |
|                     |           | RX      | Channel 66443  | Channel 66786  | Channel 67329  |
|                     |           |         | 2110.7 MHz     | 2145MHz        | 2199.3 MHz     |
|                     | 3MHz      | TX      | Channel 131987 | Channel 132322 | Channel 132657 |
|                     |           |         | 1711.5 MHz     | 1745 MHz       | 1778.5MHz      |
|                     |           | RX      | Channel 66451  | Channel 66786  | Channel 67321  |
|                     |           |         | 2111.5 MHz     | 2145MHz        | 2198.5MHz      |
|                     | 5MHz      | TX      | Channel 131997 | Channel 132322 | Channel 132647 |
|                     |           |         | 1712.5 MHz     | 1745 MHz       | 1777.5 MHz     |
|                     |           | RX      | Channel 66461  | Channel 66786  | Channel 67311  |
|                     |           |         | 2112.5 MHz     | 2145MHz        | 2197.5 MHz     |
|                     | 10MHz     | TX      | Channel 132022 | Channel 132322 | Channel 132622 |
|                     |           |         | 1715 MHz       | 1745 MHz       | 1775 MHz       |
|                     |           | RX      | Channel 66486  | Channel 66786  | Channel 67286  |
|                     |           |         | 2115 MHz       | 2145MHz        | 2195 MHz       |
|                     | 15MHz     | TX      | Channel 132047 | Channel 132322 | Channel 132597 |
|                     |           |         | 1717.5 MHz     | 1745 MHz       | 1772.5 MHz     |
|                     |           | RX      | Channel 66511  | Channel 66786  | Channel 67261  |
|                     |           |         | 2117.5 MHz     | 2145MHz        | 2192.5 MHz     |
|                     | 20MHz     | TX      | Channel 132072 | Channel 132322 | Channel 132572 |
|                     |           |         | 1720 MHz       | 1745 MHz       | 1770 MHz       |
|                     |           | RX      | Channel 66536  | Channel 66786  | Channel 67236  |
|                     |           |         | 2120 MHz       | 2145MHz        | 2190 MHz       |



SGS-CSTC Standards Technical Services Co., Ltd.  
Shenzhen Branch Testing Center Laboratory

Unless otherwise agreed in writing, this document is issued by the Company subject to its General Conditions of Service printed overleaf, available on request or accessible at <https://www.sgs.com/en/Terms-and-Conditions>. Attention is drawn to the limitation of liability, indemnification and jurisdiction issues defined therein. Any holder of this document is advised that information contained hereon reflects the Company's findings at the time of its intervention only and within the limits of Client's instructions, if any. The Company's sole responsibility is to its Client and this document does not exonerate parties to a transaction from exercising all their rights and obligations under the transaction documents. This document cannot be reproduced except in full, without prior written approval of the Company. Any unauthorized alteration, forgery or falsification of the content or appearance of this document is unlawful and offenders may be prosecuted to the fullest extent of the law. Unless otherwise stated the results shown in this test report refer only to the sample(s) tested and such sample(s) are retained for 30 days only.

Attention: To check the authenticity of testing / inspection report & certificate, please contact us at telephone: (86-755) 8307 1443, or email: [CN.Doccheck@sgs.com](mailto:CN.Doccheck@sgs.com)

No. 1 Workshop, M-10, Middle Section, Science & Technology Park, Nanshan District, Shenzhen, Guangdong, China 518057 t (86-755) 26012053 f (86-755) 26710594 www.sgs.com.cn  
中国·广东·深圳市南山区科技园中区M-10栋1号厂房 邮编: 518057 t (86-755) 26012053 f (86-755) 26710594 sgs.china@sgs.com

Member of the SGS Group (SGS SA)

## SGS-CSTC Standards Technical Services Co., Ltd. Shenzhen Branch

SZEMC-TRF-01 Rev. A/1

Report No.: SZCR250500193301

Page: 31 of 43

| Test Mode           | Bandwidth | TX / RX | RF Channel    |               |               |
|---------------------|-----------|---------|---------------|---------------|---------------|
|                     |           |         | Low (L)       | Middle (M)    | High (H)      |
| LTE CatM1<br>Band85 | 1.4MHz    | TX      | Channel 23007 | Channel 23090 | Channel 23173 |
|                     |           |         | 698.7 MHz     | 707 MHz       | 715.3 MHz     |
|                     |           | RX      | Channel 5007  | Channel 5090  | Channel 5173  |
|                     |           |         | 728.7 MHz     | 737 MHz       | 745.3 MHz     |
|                     | 3MHz      | TX      | Channel 23015 | Channel 23090 | Channel 23165 |
|                     |           |         | 699.5 MHz     | 707 MHz       | 714.5 MHz     |
|                     |           | RX      | Channel 5015  | Channel 5090  | Channel 5165  |
|                     |           |         | 729.5 MHz     | 737 MHz       | 744.5 MHz     |
|                     | 5MHz      | TX      | Channel 23025 | Channel 23090 | Channel 23155 |
|                     |           |         | 700.5 MHz     | 707 MHz       | 713.5 MHz     |
|                     |           | RX      | Channel 5025  | Channel 5090  | Channel 5155  |
|                     |           |         | 730.5 MHz     | 737 MHz       | 743.5 MHz     |
|                     | 10MHz     | TX      | Channel 23050 | Channel 23090 | Channel 23130 |
|                     |           |         | 703 MHz       | 707 MHz       | 711 MHz       |
|                     |           | RX      | Channel 5050  | Channel 5090  | Channel 5130  |
|                     |           |         | 733 MHz       | 737 MHz       | 741 MHz       |



SGS-CSTC Standards Technical Services Co., Ltd.  
Shenzhen Branch Testing Center Laboratory

Unless otherwise agreed in writing, this document is issued by the Company subject to its General Conditions of Service printed overleaf, available on request or accessible at <https://www.sgs.com/en/Terms-and-Conditions>. Attention is drawn to the limitation of liability, indemnification and jurisdiction issues defined therein. Any holder of this document is advised that information contained hereon reflects the Company's findings at the time of its intervention only and within the limits of Client's instructions, if any. The Company's sole responsibility is to its Client and this document does not exonerate parties to a transaction from exercising all their rights and obligations under the transaction documents. This document cannot be reproduced except in full, without prior written approval of the Company. Any unauthorized alteration, forgery or falsification of the content or appearance of this document is unlawful and offenders may be prosecuted to the fullest extent of the law. Unless otherwise stated the results shown in this test report refer only to the sample(s) tested and such sample(s) are retained for 30 days only.

Attention: To check the authenticity of testing / inspection report & certificate, please contact us at telephone: (86-755) 8307 1443, or email: [CN.Doccheck@sgs.com](mailto:CN.Doccheck@sgs.com)

No.1 Workshop, M-10, Middle Section, Science & Technology Park, Nanshan District, Shenzhen, Guangdong, China 518057 t (86-755) 26012053 f (86-755) 26710594 www.sgsgroup.com.cn  
中国·广东·深圳市南山区科技园中区M-10栋1号厂房 邮编: 518057 t (86-755) 26012053 f (86-755) 26710594 sgs.china@sgs.com

## 5 Description of Tests

### 5.1 Conducted Output Power

Measurement Procedure: FCC KDB 971168 D01 V03r01 Section 5.2.1

The transmitter output was connected to a calibrated coaxial cable, attenuator and power meter, the other end of which was connected to a Base Station Simulator. The Base Station Simulator was set to force the EUT to its maximum power setting. The power output at the transmitter antenna port was determined by adding the value of the cable insertion loss to the power reading. The tests were performed at three frequencies (low channel, middle channel and high channel) and on the highest power levels, which can be setup on the transmitters.

**Remark: Reference test setup 1**





## 5.2 Effective (Isotropic) Radiated Power of Transmitter

Measurement Procedure: FCC KDB 971168 D01 V03r01 Section 5.8.4

Calculate power in dBm by the following formula:

ERP (dBm) = Conducted Power (dBm) + antenna gain (dBd)

EIRP(dBm) = Conducted Power (dBm) + antenna gain (dBi)

EIRP=ERP+2.15dB



Unless otherwise agreed in writing, this document is issued by the Company subject to its General Conditions of Service printed overleaf, available on request or accessible at <https://www.sgs.com/en/Terms-and-Conditions>. Attention is drawn to the limitation of liability, indemnification and jurisdiction issues defined therein. Any holder of this document is advised that information contained hereon reflects the Company's findings at the time of its intervention only and within the limits of Client's instructions, if any. The Company's sole responsibility is to its Client and this document does not exonerate parties to a transaction from exercising all their rights and obligations under the transaction documents. This document cannot be reproduced except in full, without prior written approval of the Company. Any unauthorized alteration, forgery or falsification of the content or appearance of this document is unlawful and offenders may be prosecuted to the fullest extent of the law. Unless otherwise stated the results shown in this test report refer only to the sample(s) tested and such sample(s) are retained for 30 days only.

Attention: To check the authenticity of testing /inspection report & certificate, please contact us at telephone: (86-755) 8307 1443, or email: [CN.Doccheck@sgs.com](mailto:CN.Doccheck@sgs.com)

## 5.3 Occupied Bandwidth

Measurement Procedure: FCC KDB 971168 D01 V03r01 Section 4.2 & 4.3

The occupied bandwidth, that is the frequency bandwidth such that, below its lower and above its upper frequency limits, the mean powers radiated are each equal to 0.5 percent of the total mean power radiated by a given emission shall be measured. The transmitter output was connected to a calibrated coaxial cable, attenuator and Spectrum analyser, the other end of which was connected to a Base Station Simulator. The Base Station Simulator was set to force the EUT to its maximum power setting. The tests were performed at three frequencies (low channel, middle channel and high channel). The span of the analyzer shall be set to capture all products of the modulation process, including the emission skirts. The resolution bandwidth shall be set to as close to 1 percent of the selected span as is possible without being below 1 percent. The video bandwidth shall be set to 3 times the resolution bandwidth. Video averaging is not permitted. Where practical, a sampling detector shall be used since a peak or, peak hold, may produce a wider bandwidth than actual. The trace data points are recovered and are directly summed in linear terms. The recovered amplitude data points, beginning at the lowest frequency, are placed in a running sum until 0.5 percent of the total is reached and that frequency recorded. The process is repeated for the highest frequency data points. This frequency is recorded. The span between the two recorded frequencies is the occupied bandwidth.

### Remark: Reference test setup 1

#### Test Settings

1. The signal analyzer's automatic bandwidth measurement capability was used to perform the 99% occupied bandwidth and the 26dB bandwidth. The bandwidth measurement was not influenced by any intermediate power nulls in the fundamental emission.
2. RBW = 1 – 5% of the expected OBW
3. VBW  $\geq 3 \times$  RBW
4. Detector = Peak
5. Trace mode = max hold
6. Sweep = auto couple
7. The trace was allowed to stabilize
8. If necessary, steps 2 – 7 were repeated after changing the RBW such that it would be within 1 – 5% of the 99% occupied bandwidth observed in Step 7



## 5.4 Band Edge at Antenna Terminals

Measurement Procedure: FCC KDB 971168 D01 V03r01 Section 6.0

The transmitter output was connected to a calibrated coaxial cable, attenuator and Spectrum analyser, the other end of which was connected to a Base Station Simulator. The Base Station Simulator was set to force the EUT to its maximum power setting. The tests were performed at two frequencies (low channel and high channel).in the 1MHz bands immediately outside and adjacent to the frequency block a resolution bandwidth of 100kHz or 1% of the emission bandwidth of the fundamental emission of the transmitter may be employed. The EUT emission bandwidth is measured as the width of the signal between two points, outside of which all emission are attenuated at least 26dB below the transmitter power. The video bandwidth of the spectrum analyzer was set at thrice the resolution bandwidth. Detector Mode was set to rms.

### Remark: Reference test setup 1

#### Test Settings

1. Start and stop frequency were set such that the band edge would be placed in the center of the plot
2. Span was set large enough so as to capture all out of band emissions near the band edge
3. RBW  $\geq$  1% of the emission bandwidth
4. VBW  $\geq$  3 x RBW
5. Detector = RMS
6. Number of sweep points  $\geq$  2 x Span/RBW
7. Trace mode = trace average for continuous emissions, max hold for pulse emissions
8. Sweep time = auto couple
9. The trace was allowed to stabilize



## 5.5 Spurious And Harmonic Emissions at Antenna Terminal

Measurement Procedure: FCC KDB 971168 D01 V03r01 Section 6.0

The transmitter output was connected to a calibrated coaxial cable, attenuator and Spectrum analyzer, the other end of which was connected to a Base Station Simulator. The Base Station Simulator was set to force the EUT to its maximum power setting. The tests were performed at three frequencies (low channel and high channel). The level of the carrier and the various conducted spurious and harmonic frequencies is measured by means of a calibrated spectrum analyzer. The spectrum is scanned from the lowest frequency generated in the equipment up to a frequency including its 10th harmonic. On any frequency outside a licensee's frequency block, the power of any emission shall be attenuated below the transmitter power (P) by at least  $43 + 10 \log(P)$  dB. Compliance with these provisions is based on the use of measurement instrumentation employing a resolution bandwidth of 1 MHz or greater. However, in the 1 MHz bands immediately outside and adjacent to the frequency block a resolution bandwidth of at least one percent of the emission bandwidth of the fundamental emission of the transmitter may be employed. The emission bandwidth is defined as the width of the signal between two points, one below the carrier center frequency and one above the carrier center frequency, outside of which all emission are attenuated at least 26 dB below the transmitter power.

### Remark: Reference test setup 1

#### Test Settings

1. Start frequency was set to 9kHz and stop frequency was set to at least 10\* the fundamental frequency(Separated into at least two plots per channel)
2. Detector = RMS
3. Trace mode = trace average for continuous emissions, max hold for pulse emissions
4. Sweep time = auto couple
5. The trace was allowed to stabilize
6. Please see test notes below for RBW and VBW settings





## 5.6 Peak-Average Ratio

Measurement Procedure: FCC KDB 971168 D01 V03r01 Section 5.7.2

A peak to average ratio measurement is performed at the conducted port of the EUT. For WCDMA signals, the spectrum analyzers Complementary Cumulative Distribution Function (CCDF) measurement profile is used to determine the largest deviation between the average and the peak power of the EUT in a given bandwidth. The CCDF curve shows how much time the peak waveform spends at or above a given average power level. The percent of time the signal spends at or above the level defines the probability for that particular power level. For GSM signals, an average and a peak trace are used on a spectrum analyzer to determine the largest deviation between the average and the peak power of the EUT in a bandwidth greater than the emission bandwidth. The traces are generated with the spectrum analyzer set to zero span mode.

### Remark: Reference test setup 1

#### Test Settings

1. The signal analyzer's CCDF measurement profile is enabled
2. Frequency = carrier center frequency
3. Measurement BW > Emission bandwidth of signal
4. The signal analyzer was set to collect one million samples to generate the CCDF curve
5. The measurement interval was set depending on the type of signal analyzed. For continuous signals (>98% duty cycle), the measurement interval was set to 1ms. For burst transmissions, the spectrum analyzer is set to use an internal "RF Burst" trigger that is synced with an incoming pulse and the measurement interval is set to less than the duration of the "on time" of one burst to ensure that energy is only captured during a time in which the transmitter is operating at maximum power



## 5.7 Field Strength of Spurious Radiation

Measurement Procedure: FCC KDB 971168 D01 V03r01 Section 5.8

### Below 1GHz test procedure as below:

- 1). The EUT was powered ON and placed on a 80cm high table in the chamber. The antenna of the transmitter was extended to its maximum length.
- 2). The disturbance of the transmitter was maximized on the test receiver display by raising and lowering from 1m to 4m (for the test frequency of below 30MHz, the antenna was tuned to heights 1 meter) the receive antenna and by rotating through 360° the turntable. After the fundamental emission was maximized, a field strength measurement was made.
- 3). Steps 1) and 2) were performed with the EUT and the receive antenna in both vertical and horizontal polarization.
- 4). Test the EUT in the lowest channel, the middle channel ,the Highest channel.
- 5). The radiation measurements are performed in X, Y, Z axis positioning. And found the X axis positioning which it is worse case, Only the test worst case mode is recorded in the report.
- 6). Repeat above procedures until all frequencies measured was complete.

$$E \text{ (dB}\mu\text{V/m)} = \text{Measured amplitude level (dB}\mu\text{V)} + (\text{Cable Loss (dB)} + \text{Antenna Factor (dB/m)} - \text{AMP(dB)})$$

$$\text{EIRP (dBm)} = E \text{ (dB}\mu\text{V/m)} + 20 \log D - 104.8; \text{ where D is the measurement distance in meters}$$

### Above 1GHz test procedure as below:

- 1) Different between above is the test site, change from Semi- Anechoic Chamber to fully Anechoic Chamber
- 2) Calculate power in dBm by the following formula:  

$$E \text{ (dB}\mu\text{V/m)} = \text{Measured amplitude level (dB}\mu\text{V)} + (\text{Cable Loss (dB)} + \text{Antenna Factor (dB/m)} - \text{AMP(dB)})$$

$$\text{EIRP (dBm)} = E \text{ (dB}\mu\text{V/m)} + 20 \log D - 104.8; \text{ where D is the measurement distance in meters}$$
- 3). Test the EUT in the lowest channel, the middle channel the Highest channel
- 4). The radiation measurements are performed in X, Y, Z axis positioning. And found the X axis positioning which it is worse case, Only the test worst case mode is recorded in the report.
- 5). Repeat above procedures until all frequencies measured was complete

Remark1: Reference test setup 2

Remark2: The emission below 18G were measured at a 3m test distance, while emissions above 18GHz were measured at a 1m test distance. At a measurement distance of 1 meter the limit line was increased by  $20 \cdot \log(3/1) = 9.54 \text{ dB}$ .

### Remark: Reference test setup 2

Remark:

1) The field strength is calculated by adding the Antenna Factor, Cable Factor & AMP. The basic equation with a sample calculation is as follows:

AF = Antenna Factor(dB/m)

Factor = Cable Factor(dB) - Preamplifier (dB)

Level = Reading Level + AF + Factor -95.26

Margin = Limit – Level

2) Scan from 9kHz to 40GHz, The disturbance between 9kHz to 30MHz and 18GHz to 40GHz was very low, and the harmonics were the highest point could be found when testing, so only the harmonics had been displayed. The amplitude of spurious emissions from the radiator which are attenuated more than 20dB below the limit need not be reported.

3) All modes have been tested, but only the worst case data displayed in this report.



## 5.8 Frequency Stability / Temperature Variation

Measurement Procedure:

Frequency stability testing is performed in accordance with the guidelines of FCC KDB 971168 D01 V03r01; Section 9

. The frequency stability of the transmitter is measured by:

- a.) **Temperature:** The temperature is varied from -30°C to +50°C in 10°C increments using an environmental chamber.
- b.) **Primary Supply Voltage:** The primary supply voltage is varied from 85% to 115% of the nominal value for non hand-carried battery and AC powered equipment. For hand-carried, battery-powered equipment, primary supply voltage is reduced to the battery operating end point which shall be specified by the manufacturer.

Specification – The frequency stability shall be sufficient to ensure that the fundamental emission stays within the authorized frequency block. The frequency stability of the transmitter shall be maintained within  $\pm 0.00025\%$  ( $\pm 2.5$  ppm ) of the center frequency.

### Time Period and Procedure:

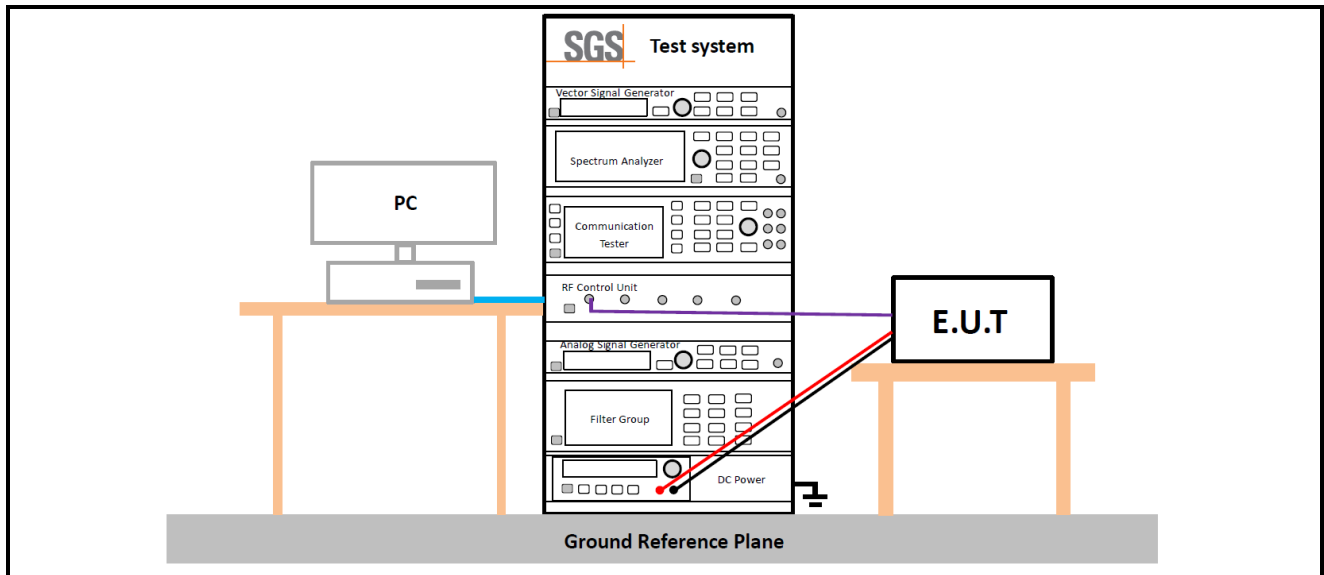
1. The carrier frequency of the transmitter is measured at room temperature (20°C to provide a reference).
2. The equipment is turned on in a “standby” condition for fifteen minutes before applying power to the transmitter. Measurement of the carrier frequency of the transmitter is made within one minute after applying power to the transmitter.
3. Frequency measurements are made at 10°C intervals ranging from -30°C to +50°C. A period of at least one half-hour is provided to allow stabilization of the equipment at each temperature level.

**Remark: Reference test setup 3**



### 5.9 Test Setups

#### 5.9.1 Test Setup 1



#### 5.9.2 Test Setup 2

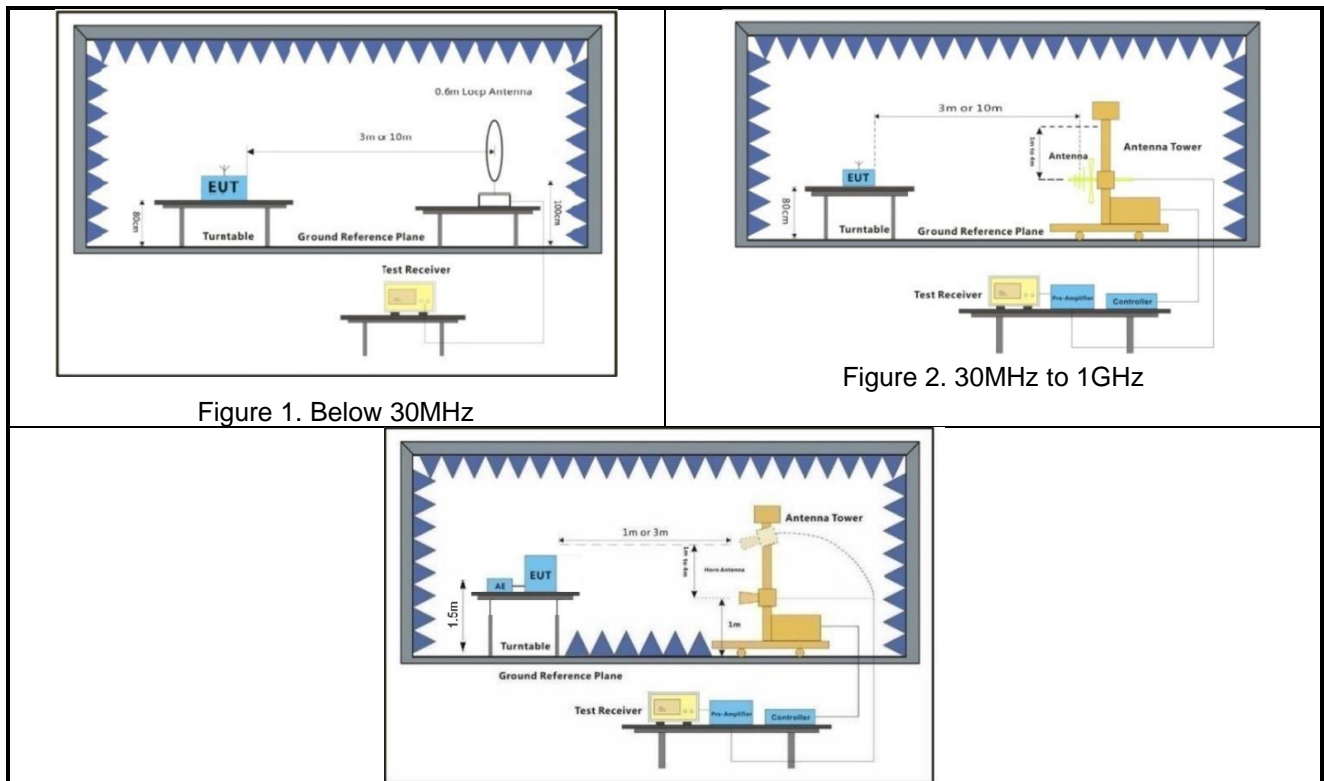


Figure 1. Below 30MHz

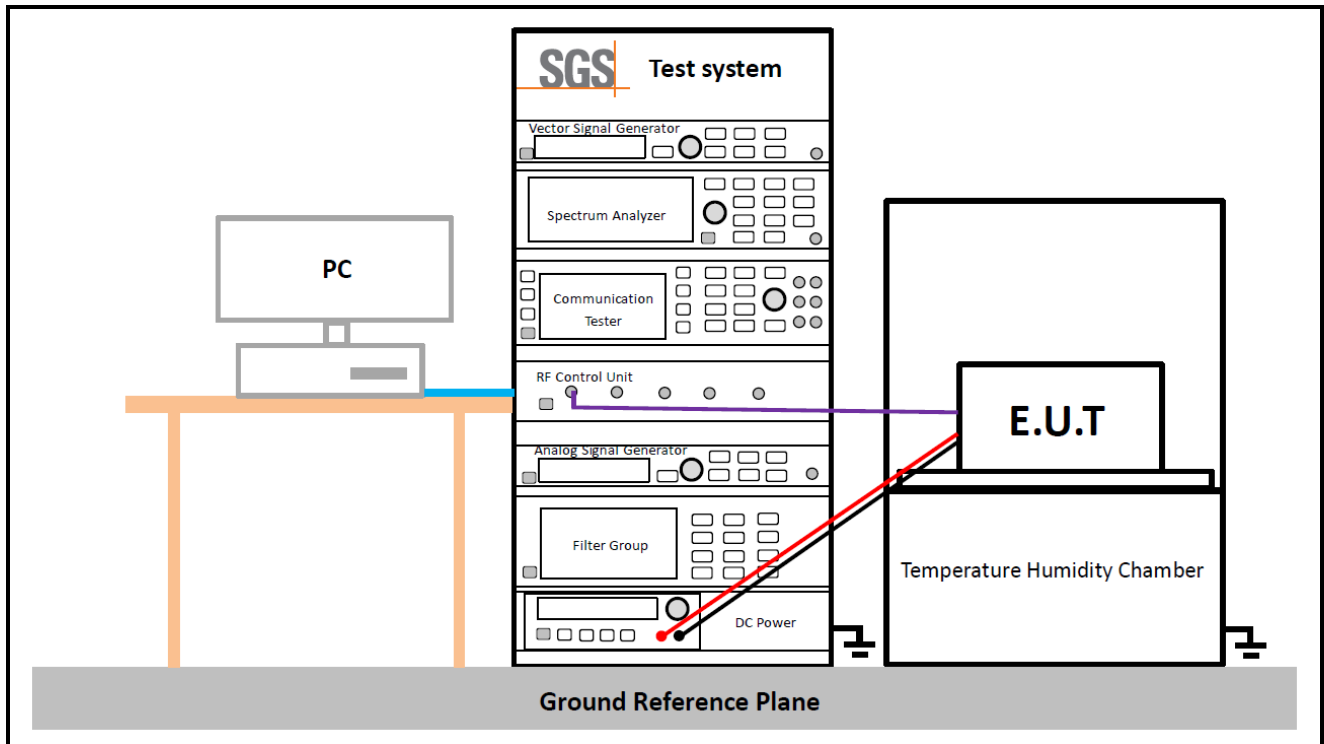
Figure 2. 30MHz to 1GHz





Figure 3. above 1GHz

### 5.9.3 Test Setup 3



## 5.10 Test Conditions

| Transmit Output Power Data - Average Power, Total |  |
|---|--|
| Test Case   | Test Conditions  |
| Test Environment                                  | Ambient Climate & Rated Voltage                              |
| Test Setup  | Test Setup 1   |
| RF Channels (TX)                                  | L, M, H (L= low channel, M= middle channel, H= high channel) |
| Test Mode   | LTE NB1/TM1; LTE NB1/TM2                                     |
| Band Edges Compliance                             |  |
| Test Case   | Test Conditions  |
| Test Environment                                  | Ambient Climate & Rated Voltage                              |
| Test Setup  | Test Setup 1   |
| RF Channels (TX)                                  | L, H (L= low channel, H= high channel)                       |
| Test Mode   | LTE NB1/TM1; LTE NB1/TM2                                     |
| Spurious Emission at Antenna Terminals            |  |
| Test Case   | Test Conditions  |
| Test Environment                                  | Ambient Climate & Rated Voltage                              |
| Test Setup  | Test Setup 1   |
| RF Channels (TX)                                  | L, M, H (L= low channel, M= middle channel, H= high channel) |
| Test Mode   | LTE NB1/TM1; LTE NB1/TM2                                     |



## 6 Appendixes

|              |                   |
|--------------|-------------------|
| Appendix B.1 | Spurious Emission |
|--------------|-------------------|

---End of Report---

