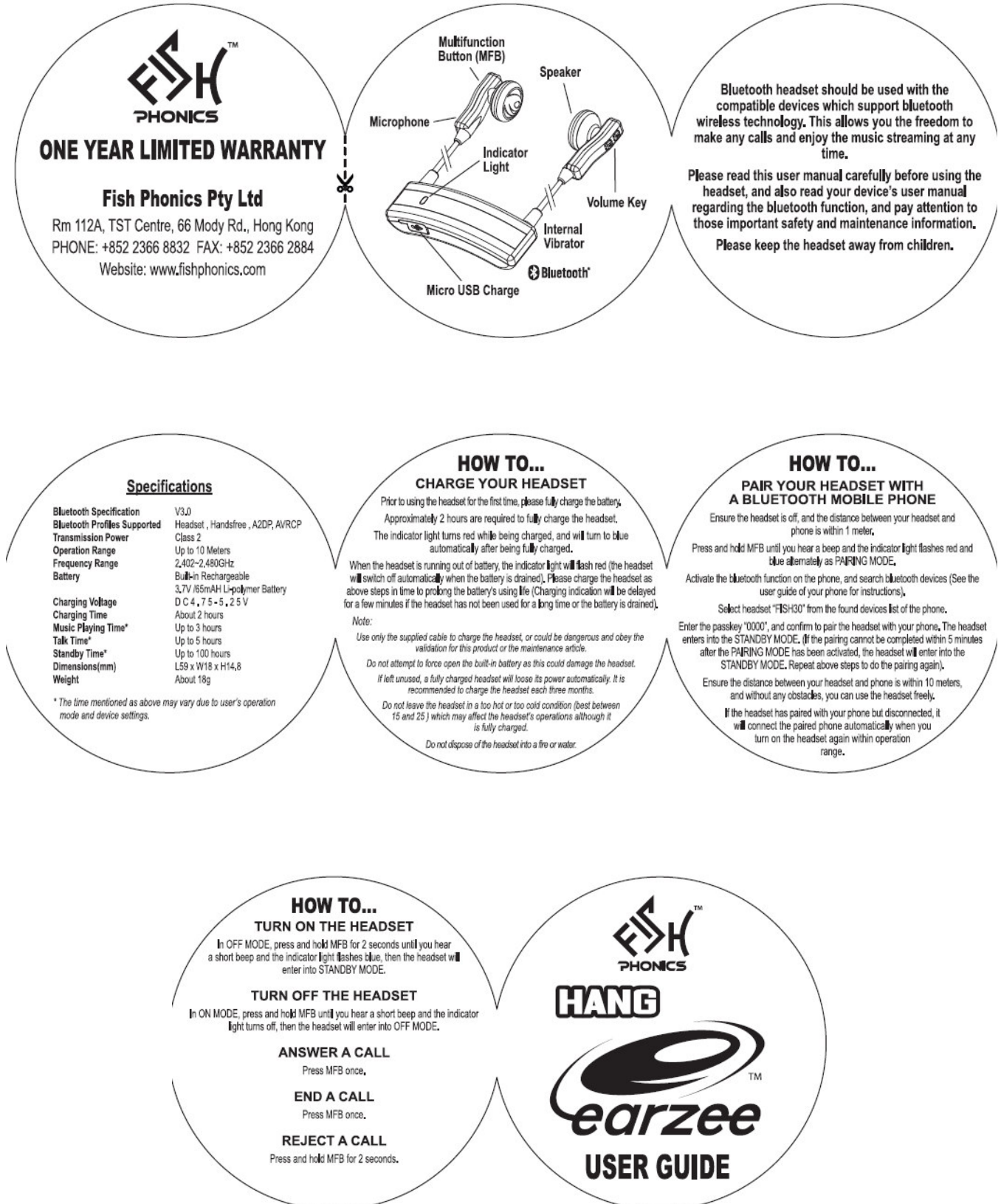


1.5 User Manual



HOW TO... VOICE DIAL

In **STANDBY MODE**, press **V+** button for 2 seconds and say the voice tag as soon as you hear the short beep (ensure your phone supports voice dialing function, and you have recorded the voice tag into your phone. See the user guide of your phone for instructions)

LAST NUMBER REDIAL

Press **MFB** twice.

ADJUST VOLUME

Press **V+** or **V-** button shortly to adjust the volume.

POWER SAVE

The headset will turn off automatically if it can not be paired or connected with any devices within 20 minutes.

DISCONNECT

To disconnect the paired headset from your phone, please turn off the headset or disconnect the headset from the Bluetooth menu of your phone.

AUDIO REMOTE-CONTROL FUNCTION

PLAY / PAUSE

Press **MFB** once for music playing and press again to pause.

FORWARD

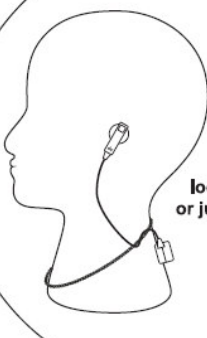
Press and hold **V+** button to forward to the next song

BACKWARD

Press and hold **V-** button to backward to the last song.

Note: Ensure your paired devices support AVRCP Bluetooth Profile to realize remote-control function.

Other important information can be found on our web site
www.fishphonics.com
 or
www.earzee.co.uk



Hang Earzee can clip onto clothing, loop around necklace or just Hang Earzee!!

CARE AND MAINTENANCE

Do not use abrasive cleaning solvents to clean the headset.

Do not allow the headset to touch with any sharp objects since this will cause scratching and damage.

Be sure to store the headset in a dry place, free from high temperature, humidity and dust.

ADDITIONAL STATEMENTS

The headset is compliant with the specified Bluetooth version. It does not guarantee compatibility of all functions on every Bluetooth enabled device. Please check your device's user manual for compatibility and functionality.

Charge the headset under any status will reset headset.

The headset will beep when operates successfully, but this may be too low to hear.

The above operations may vary due to different devices.

Manufacturer reserves the rights to final explanation of all the above statements.

Care and Warranty


Your Hang Earzee has been prepared by skilled workers that pride themselves in workmanship. Included on this card is a tracking code and 12 months warranty. To commence your warranty please complete this card and post within one month of purchase. If any reasonable manufacturing fault is found we will replace item at our discretion.

Your Hang Earzee is not water proof. Please take care when washing your hands or doing the dishes. Lithium battery life will be limited if you do not charge over night the first time.

Post this warranty card to Fish Phonics Pty Ltd
Rm 112A, TST Centre, 66 Mody Rd., Hong Kong
 Within one month of purchase.
 Email technical support go to
www.fishphonics.com
 or
www.earzee.co.uk

This device complies with part 15 of the FCC Rules. Operation is subject to the following two conditions: (1) This device may not cause harmful interference, and (2) this device must accept any interference received, including interference that may cause undesired operation.

Changes or modifications not expressly approved by Fish Phonics responsible for compliance could void the user's authority to operate the equipment.



Dispose of the packaging and this product in accordance with the latest provisions.

Tracking Code: _____
 Model: **FISH 30**

Store Name & Stamp: _____

Date of Purchase: _____

Name: _____

Address: _____

Email: _____