




BUREAU
VERITAS

FCC SAR Test Report

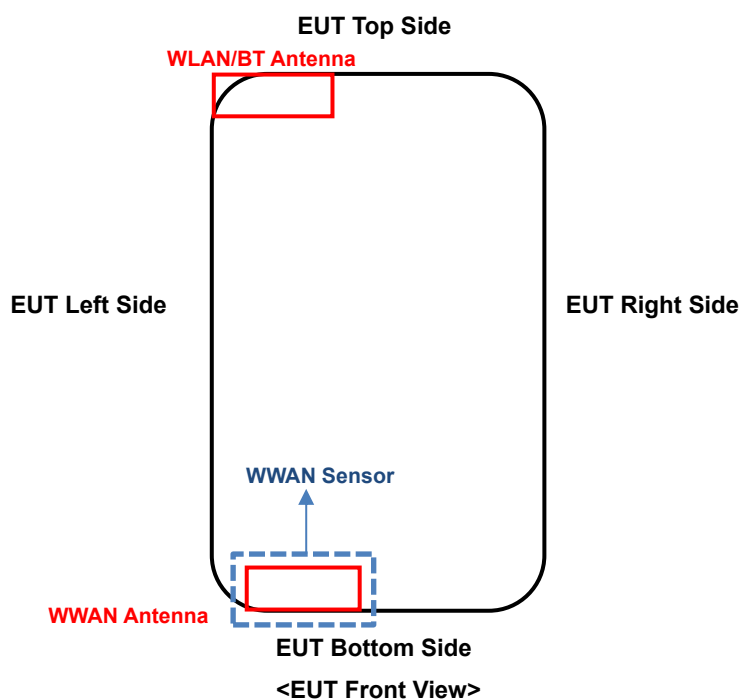


Certificate #6613.01

Appendix E. Photographs of EUT and Setup



<Antenna Location>




The separation distance for antenna to edge:

Antenna	Overall diagonal(mm)	Display diagonal(mm)	To Left Side (mm)	To Right Side (mm)	To Top Side (mm)	To Bottom Side (mm)
WWAN Antenna	159	139	16	57	155	0
WLAN/BT Antenna			0	73	0	155

Antenna	Supported bands
WWAN Antenna	GSM850/1900, CDMA BC0/BC1, WCDMA II/IV/V, LTE Band 2/4/5/7/12/13/14/17/38/41/66
WLAN/BT Antenna	WLAN 2.4G/5G, BT


EUT Setup Photos




**Right Cheek
(Head Mode)**




**Right Tilted
(Head Mode)**



**Left Cheek
(Head Mode)**




**Left Tilted
(Head Mode)**




**Front Face of EUT with 1 cm Gap
(Body-Worn Mode)**




**Rear Face of EUT with 1 cm Gap
(Body-Worn Mode)**




Left Side of EUT with 1 cm Gap
(Body-Worn Mode)



Right Side of EUT with 1 cm Gap
(Body-Worn Mode)



Top Side of EUT with 1 cm Gap
(Body-Worn Mode)




Bottom Side of EUT with 1 cm Gap
(Body-Worn Mode)




Front Face of EUT with 1.4 cm Gap
(Body-Worn Mode)



Rear Face of EUT with 1.4 cm Gap
(Body-Worn Mode)



Left Side of EUT with 0.7 cm Gap
(Body-Worn Mode)




Bottom Side of EUT with 1.8 cm Gap
(Body-Worn Mode)



Front Face of EUT with 0 cm Gap
(Extremity Mode)



Rear Face of EUT with 0 cm Gap
(Extremity Mode)



Left Side of EUT with 0 cm Gap
(Extremity Mode)



Right Side of EUT with 0 cm Gap
(Extremity Mode)




BUREAU
VERITAS


FCC SAR Test Report



Certificate #6613.01



**Top Side of EUT with 0 cm Gap
(Extremity Mode)**



**Bottom Side of EUT with 0 cm Gap
(Extremity Mode)**