

NORTHWEST EMC

ZOLL Medical Corp.

Zoll CF Card Module

FCC 15.207:2016

FCC 15.247:2016

802.11abgn SISO Radio

Report # LGPD0179



NVLAP Lab Code: 200881-0

This report must not be used to claim product certification, approval, or endorsement by NVLAP, NIST, or any agency of the federal government of the United States of America.

CERTIFICATE OF TEST

Last Date of Test: March 11, 2016
ZOLL Medical Corp.
Model: Zoll CF Card Module

Radio Equipment Testing

Standards

Specification	Method
FCC 15.207:2016	ANSI C63.10:2013
FCC 15.247:2016	


Results

Method Clause	Test Description	Applied	Results	Comments
6.2	AC - Powerline Conducted Emissions	Yes	Pass	
6.5, 6.6	Spurious Radiated Emissions	Yes	Pass	
11.6	Duty Cycle	Yes	Pass	
11.8.2	Occupied Bandwidth	Yes	Pass	
11.9.2.2.4	Output Power	Yes	Pass	
11.10.2	Power Spectral Density	Yes	Pass	
11.11	Band Edge Compliance	Yes	Pass	
11.11	Spurious Conducted Emissions	Yes	Pass	

Deviations From Test Standards

None

Approved By:



Tim O'Shea, Operations Manager

Product compliance is the responsibility of the client; therefore, the tests and equipment modes of operation represented in this report were agreed upon by the client, prior to testing. The results of this test pertain only to the sample(s) tested. The specific description is noted in each of the individual sections of the test report supporting this certificate of test. This report reflects only those tests from the referenced standards shown in the certificate of test. It does not include inspection or verification of labels, identification, marking or user information.

REVISION HISTORY

Revision Number		Description	Date	Page Number
00		None		

ACCREDITATIONS AND AUTHORIZATIONS

United States

FCC - Designated by the FCC as a Telecommunications Certification Body (TCB). Certification chambers, Open Area Test Sites, and conducted measurement facilities are listed with the FCC.

A2LA - Accredited by A2LA to ISO / IEC 17065 as a product certifier. This allows Northwest EMC to certify transmitters to FCC and IC specifications.

NVLAP - Each laboratory is accredited by NVLAP to ISO 17025

Canada

IC - Recognized by Industry Canada as a Certification Body (CB). Certification chambers and Open Area Test Sites are filed with IC.

European Union

European Commission – Validated by the European Commission as a Notified Body under the R&TTE Directive.

Australia/New Zealand

ACMA - Recognized by ACMA as a CAB for the acceptance of test data.

Korea

MSIP / RRA - Recognized by KCC's RRA as a CAB for the acceptance of test data.

Japan

VCCI - Associate Member of the VCCI. Conducted and radiated measurement facilities are registered.

Taiwan

BSMI – Recognized by BSMI as a CAB for the acceptance of test data.

NCC - Recognized by NCC as a CAB for the acceptance of test data.

Singapore

IDA – Recognized by IDA as a CAB for the acceptance of test data.

Israel

MOC – Recognized by MOC as a CAB for the acceptance of test data.

Hong Kong

OFCA – Recognized by OFCA as a CAB for the acceptance of test data.

Vietnam

MIC – Recognized by MIC as a CAB for the acceptance of test data.

SCOPE

For details on the Scopes of our Accreditations, please visit:

<http://www.nwemc.com/accreditations/>

<http://gsi.nist.gov/global/docs/cabs/designations.html>

MEASUREMENT UNCERTAINTY

Measurement Uncertainty


When a measurement is made, the result will be different from the true or theoretically correct value. The difference is the result of tolerances in the measurement system that cannot be completely eliminated. To the extent that technology allows us, it has been our aim to minimize this error. Measurement uncertainty is a statistical expression of measurement error qualified by a probability distribution.

A measurement uncertainty estimation has been performed for each test per our internal quality document WP 342. The estimation is used to compare the measured result with its "true" or theoretically correct value. The expanded measurement uncertainty (K=2) for each test is on each data sheet. Our measurement data meets or exceeds the measurement uncertainty requirements of the applicable specification; therefore, the test data can be compared directly to the specification limit to determine compliance. The calculations for estimating measurement uncertainty are based upon ETSI TR 100 028 (or CISPR 16-4-2 as applicable), and are available upon request.


The following table represents the Measurement Uncertainty (MU) budgets for each of the tests that may be contained in this report.

Test	+ MU	- MU
Frequency Accuracy (Hz)	0.0007%	-0.0007%
Amplitude Accuracy (dB)	1.2 dB	-1.2 dB
Conducted Power (dB)	0.3 dB	-0.3 dB
Radiated Power via Substitution (dB)	0.7 dB	-0.7 dB
Temperature (degrees C)	0.7°C	-0.7°C
Humidity (% RH)	2.5% RH	-2.5% RH
Voltage (AC)	1.0%	-1.0%
Voltage (DC)	0.7%	-0.7%
Field Strength (dB)	5.2 dB	-5.2 dB
AC Powerline Conducted Emissions (dB)	2.4 dB	-2.4 dB

FACILITIES



California Labs OC01-13 41 Tesla Irvine, CA 92618 (949) 861-8918	Minnesota Labs MN01-08, MN10 9349 W Broadway Ave. Brooklyn Park, MN 55445 (612)-638-5136	New York Labs NY01-04 4939 Jordan Rd. Elbridge, NY 13060 (315) 554-8214	Oregon Labs EV01-12 22975 NW Evergreen Pkwy Hillsboro, OR 97124 (503) 844-4066	Texas Labs TX01-09 3801 E Plano Pkwy Plano, TX 75074 (469) 304-5255	Washington Labs NC01-05 19201 120 th Ave NE Bothell, WA 98011 (425)984-6600
NVLAP					
NVLAP Lab Code: 200676-0	NVLAP Lab Code: 200881-0	NVLAP Lab Code: 200761-0	NVLAP Lab Code: 200630-0	NVLAP Lab Code:201049-0	NVLAP Lab Code: 200629-0
Industry Canada					
2834B-1, 2834B-3	2834E-1	N/A	2834D-1, 2834D-2	2834G-1	2834F-1
BSMI					
SL2-IN-E-1154R	SL2-IN-E-1152R	N/A	SL2-IN-E-1017	SL2-IN-E-1158R	SL2-IN-E-1153R
VCCI					
A-0029	A-0109	N/A	A-0108	A-0201	A-0110
Recognized Phase I CAB for ACMA, BSMI, IDA, KCC/RRR, MIC, MOC, NCC, OFCA					
US0158	US0175	N/A	US0017	US0191	US0157



PRODUCT DESCRIPTION

Client and Equipment Under Test (EUT) Information

Company Name:	ZOLL Medical Corp.
Address:	269 Mill Road
City, State, Zip:	Chelmsford, MA 01824
Test Requested By:	Adam Ford
Model:	Zoll CF Card Module
First Date of Test:	January 21, 2016
Last Date of Test:	March 11, 2016
Receipt Date of Samples:	March 11, 2016
Equipment Design Stage:	Production
Equipment Condition:	No Damage

Information Provided by the Party Requesting the Test

Functional Description of the EUT:
802.11 abgn CF wireless card containing 1x1 SISO radio module operating in 20 MHz channel bandwidth. This card is normally installed in the Zoll R Series defibrillators. This is the same module that was tested in LGPD0165 except the conducted testing will be done at lower power levels.
Testing Objective:
To demonstrate compliance of the 802.11 radio under FCC 15.247 for operation in the 2.4 GHz band.

CONFIGURATIONS

Configuration LGPD0165- 1

EUT			
Description	Manufacturer	Model/Part Number	Serial Number
Zoll CF Card Module	ZOLL Medical Corp.	None	0216M00003

Peripherals in test setup boundary			
Description	Manufacturer	Model/Part Number	Serial Number
CF Extender	ZOLL Medical Corp.	CFExtend	Unknown
AC Adapter (CF Extender)	None	None	None
AC Adapter (Laptop)	None	None	None
Laptop	Dell	Precision M4600	F9V5LQ1

Cables					
Cable Type	Shield	Length (m)	Ferrite	Connection 1	Connection 2
Serial Cable	Yes	>3.0m	No	Development Board	Laptop
AC Cable (CF Extender)	No	1m	No	AC Mains	AC Adapter (CF Extender)
DC Cable (CF Extender)	No	1m	No	AC Adapter (CF Extender)	CF Extender
AC Cable (Laptop)	No	1m	No	AC Mains	AC Adapter (Laptop)
DC Cable (Laptop)	No	1m	No	AC Adapter (Laptop)	Laptop

Configuration LGPD0179- 1

Software/Firmware Running during test	
Description	Version
TeraTerm	None

EUT			
Description	Manufacturer	Model/Part Number	Serial Number
Zoll CF Card Module	ZOLL Medical Corp.	None	0216M00003

Peripherals in test setup boundary			
Description	Manufacturer	Model/Part Number	Serial Number
AC Adapter (Development Board)	SCEPTRE	AD2405A/PS2D-5038APL6A	None
Laptop	Dell	Latitude	Unknown

Cables					
Cable Type	Shield	Length (m)	Ferrite	Connection 1	Connection 2
AC Cable (Laptop)	No	1m	No	AC Adapter	AC Mains
DC Power Cable (Laptop)	No	1.8m	Yes	AC Adapter	Laptop

MODIFICATIONS

Equipment Modifications

Item	Date	Test	Modification	Note	Disposition of EUT
1	1/21/2016	Spurious Radiated Emissions	Tested as delivered to Test Station.	No EMI suppression devices were added or modified during this test.	EUT remained at Northwest EMC following the test.
2	2/2/2016	AC – Powerline Conducted Emissions	Tested as delivered to Test Station.	No EMI suppression devices were added or modified during this test.	EUT remained at Northwest EMC following the test.
3	3/11/2016	Duty Cycle	Tested as delivered to Test Station.	No EMI suppression devices were added or modified during this test.	EUT remained at Northwest EMC following the test.
4	3/11/2016	Occupied Bandwidth	Tested as delivered to Test Station.	No EMI suppression devices were added or modified during this test.	EUT remained at Northwest EMC following the test.
5	3/11/2016	Output Power	Tested as delivered to Test Station.	No EMI suppression devices were added or modified during this test.	EUT remained at Northwest EMC following the test.
6	3/11/2016	Power Spectral Density	Tested as delivered to Test Station.	No EMI suppression devices were added or modified during this test.	EUT remained at Northwest EMC following the test.
7	3/11/2016	Band Edge Compliance	Tested as delivered to Test Station.	No EMI suppression devices were added or modified during this test.	EUT remained at Northwest EMC following the test.
8	3/11/2016	Spurious Conducted Emissions	Tested as delivered to Test Station.	No EMI suppression devices were added or modified during this test.	Scheduled testing was completed.

DUTY CYCLE

Testing was performed using the mode(s) of operation and configuration(s) noted within the report. The individuals and/or the organization requesting the test provided the modes, configurations and settings used to complete the evaluation. The actual test parameters are specified in the test data, this includes items such as investigated frequency range (scanned) and test levels. The testing methods and performance specifications, as well as the test site used for the evaluation are indicated in the test data.

TEST EQUIPMENT

Description	Manufacturer	Model	ID	Last Cal.	Interval (mo)
Analyzer - Spectrum Analyzer	Keysight	N9010A	AFN	2/10/2015	15
Attenuator	Fairview Microwave	18B5W-26	RFY	7/6/2015	12
Cable	ESM Cable Corp.	TTBJ141 KMKM-72	MNU	9/18/2015	12
Block - DC	Fairview Microwave	SD3379	AMI	9/18/2015	12
Generator - Signal	Agilent	N5183A	TIK	10/17/2014	36

TEST DESCRIPTION

The Duty Cycle (x) of the single channel operation of the radio as controlled by the provided test software was measured for each of the EUT operating modes.


There is no compliance requirement to be met by this test, so therefore no Pass / Fail criteria.

The measurements were made using a zero span on the spectrum analyzer to see the pulses in the time domain. The transmit power was set to its default maximum. A direct connection was made between the RF output of the EUT and a spectrum analyzer. Attenuation and a DC block were used.

The duty cycle was calculated by dividing the transmission pulse duration (T) by the total period of a single on and total off time.

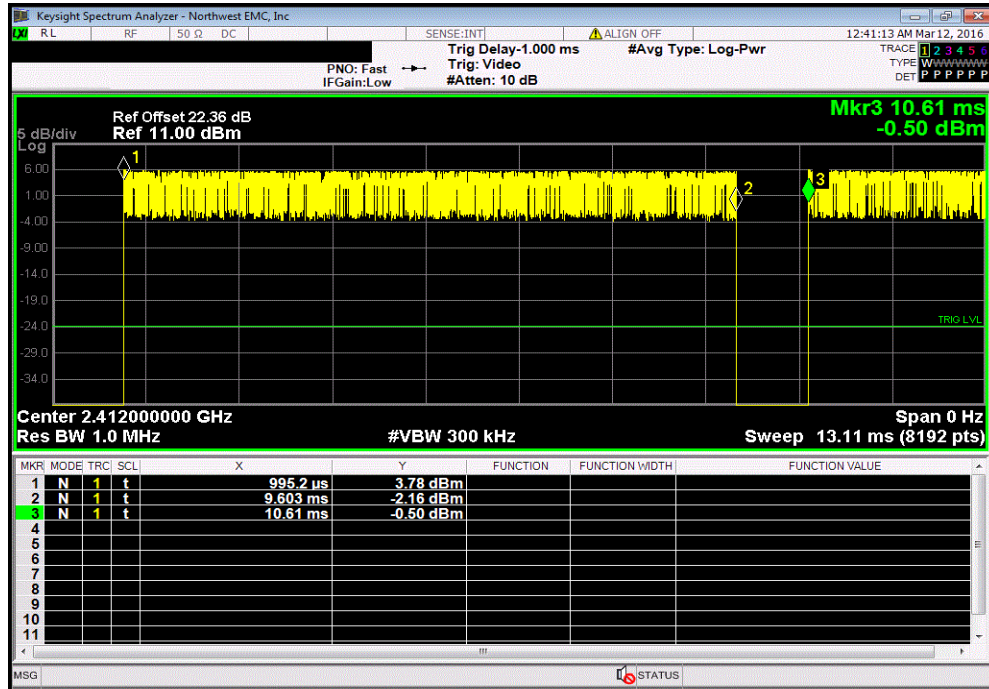
If the transmit duty cycle < 98 percent, burst gating may have been used during some of the other tests in this report to only take the measurement during the burst duration.

DUTY CYCLE

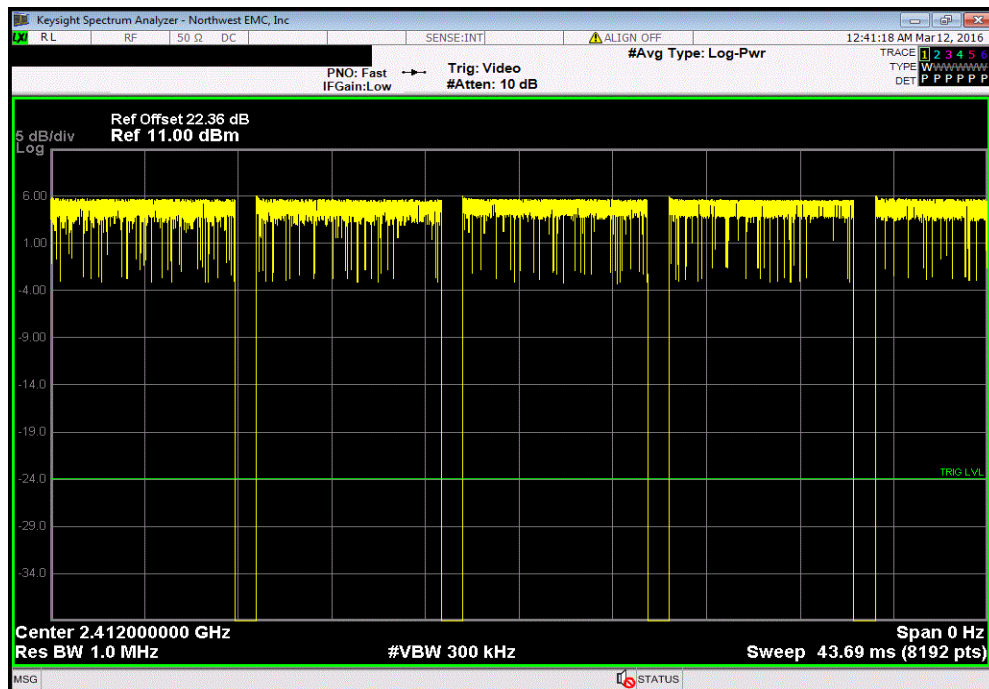
EUT: ZOLL CF Card Module		Work Order: LGPD0179				
Serial Number: 0216M00003		Date: 03/11/16				
Customer: ZOLL Medical Corp.		Temperature: 22.4°C				
Attendees: Adam Ford		Humidity: 27%				
Project: None		Barometric Pres.: 991.5				
Tested by: Jared Ison		Power: 5 VDC				
Job Site: MN08						
TEST SPECIFICATIONS		Test Method				
FCC 15.247:2016		ANSI C63.10:2013				
COMMENTS						
None						
DEVIATIONS FROM TEST STANDARD						
None						
Configuration #	1	Signature 				
	Pulse Width	Period	Number of Pulses	Value (%)	Limit (%)	Results
2400 MHz - 2483.5 MHz Band						
802.11(b) 1 Mbps						
Low Channel 1, 2412 MHz	8.608 ms	9.613 ms	1	89.5	N/A	N/A
Low Channel 1, 2412 MHz	N/A	N/A	5	N/A	N/A	N/A
Mid Channel 6, 2437 MHz	8.608 ms	9.613 ms	1	89.5	N/A	N/A
Mid Channel 6, 2437 MHz	N/A	N/A	6	N/A	N/A	N/A
High Channel 11, 2462 MHz	8.61 ms	9.614 ms	1	89.5	N/A	N/A
High Channel 11, 2462 MHz	N/A	N/A	6	N/A	N/A	N/A
802.11(b) 11 Mbps						
Low Channel 1, 2412 MHz	859.5 us	1.867 ms	1	46	N/A	N/A
Low Channel 1, 2412 MHz	N/A	N/A	5	N/A	N/A	N/A
Mid Channel 6, 2437 MHz	859 us	1.867 ms	1	46	N/A	N/A
Mid Channel 6, 2437 MHz	N/A	N/A	5	N/A	N/A	N/A
High Channel 11, 2462 MHz	859.5 us	1.866 ms	1	46.1	N/A	N/A
High Channel 11, 2462 MHz	N/A	N/A	5	N/A	N/A	N/A
802.11(g) 6 Mbps						
Low Channel 1, 2412 MHz	1.421 ms	2.439 ms	1	58.3	N/A	N/A
Low Channel 1, 2412 MHz	N/A	N/A	6	N/A	N/A	N/A
Mid Channel 6, 2437 MHz	1.422 ms	2.439 ms	1	58.3	N/A	N/A
Mid Channel 6, 2437 MHz	N/A	N/A	5	N/A	N/A	N/A
High Channel 11, 2462 MHz	1.421 ms	2.439 ms	1	58.3	N/A	N/A
High Channel 11, 2462 MHz	N/A	N/A	5	N/A	N/A	N/A
802.11(g) 36 Mbps						
Low Channel 1, 2412 MHz	248.7 us	1.267 ms	1	19.6	N/A	N/A
Low Channel 1, 2412 MHz	N/A	N/A	5	N/A	N/A	N/A
Mid Channel 6, 2437 MHz	248.7 us	1.267 ms	1	19.6	N/A	N/A
Mid Channel 6, 2437 MHz	N/A	N/A	5	N/A	N/A	N/A
High Channel 11, 2462 MHz	249.1 us	1.267 ms	1	19.7	N/A	N/A
High Channel 11, 2462 MHz	N/A	N/A	5	N/A	N/A	N/A
802.11(g) 54 Mbps						
Low Channel 1, 2412 MHz	172.9 us	1.191 ms	1	14.5	N/A	N/A
Low Channel 1, 2412 MHz	N/A	N/A	5	N/A	N/A	N/A
Mid Channel 6, 2437 MHz	172.5 us	1.191 ms	1	14.5	N/A	N/A
Mid Channel 6, 2437 MHz	N/A	N/A	5	N/A	N/A	N/A
High Channel 11, 2462 MHz	172.9 us	1.191 ms	1	14.5	N/A	N/A
High Channel 11, 2462 MHz	N/A	N/A	5	N/A	N/A	N/A
802.11(n) MCS0						
Low Channel 1, 2412 MHz	1.329 ms	2.347 ms	1	56.6	N/A	N/A
Low Channel 1, 2412 MHz	N/A	N/A	5	N/A	N/A	N/A
Mid Channel 6, 2437 MHz	1.329 ms	2.347 ms	1	56.6	N/A	N/A
Mid Channel 6, 2437 MHz	N/A	N/A	5	N/A	N/A	N/A
High Channel 11, 2462 MHz	1.329 ms	2.347 ms	1	56.6	N/A	N/A
High Channel 11, 2462 MHz	N/A	N/A	5	N/A	N/A	N/A
802.11(n) MCS7						
Low Channel 1, 2412 MHz	160.8 us	1.179 ms	1	13.6	N/A	N/A
Low Channel 1, 2412 MHz	N/A	N/A	5	N/A	N/A	N/A
Mid Channel 6, 2437 MHz	160.8 us	1.179 ms	1	13.6	N/A	N/A
Mid Channel 6, 2437 MHz	N/A	N/A	5	N/A	N/A	N/A
High Channel 11, 2462 MHz	160.8 us	1.179 ms	1	13.6	N/A	N/A
High Channel 11, 2462 MHz	N/A	N/A	5	N/A	N/A	N/A

DUTY CYCLE

2400 MHz - 2483.5 MHz Band, 802.11(b) 1 Mbps, Low Channel 1, 2412 MHz						
Pulse Width	Period	Number of Pulses	Value (%)	Limit (%)	Results	
8.608 ms	9.613 ms	1	89.5	N/A	N/A	

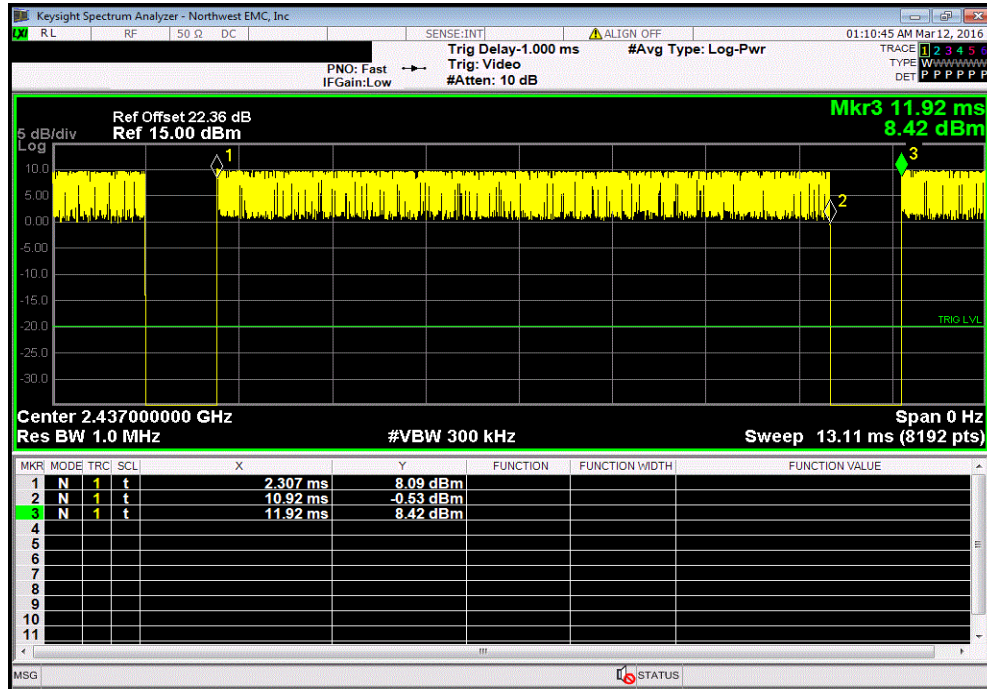


2400 MHz - 2483.5 MHz Band, 802.11(b) 1 Mbps, Low Channel 1, 2412 MHz						
Pulse Width	Period	Number of Pulses	Value (%)	Limit (%)	Results	
N/A	N/A	5	N/A	N/A	N/A	

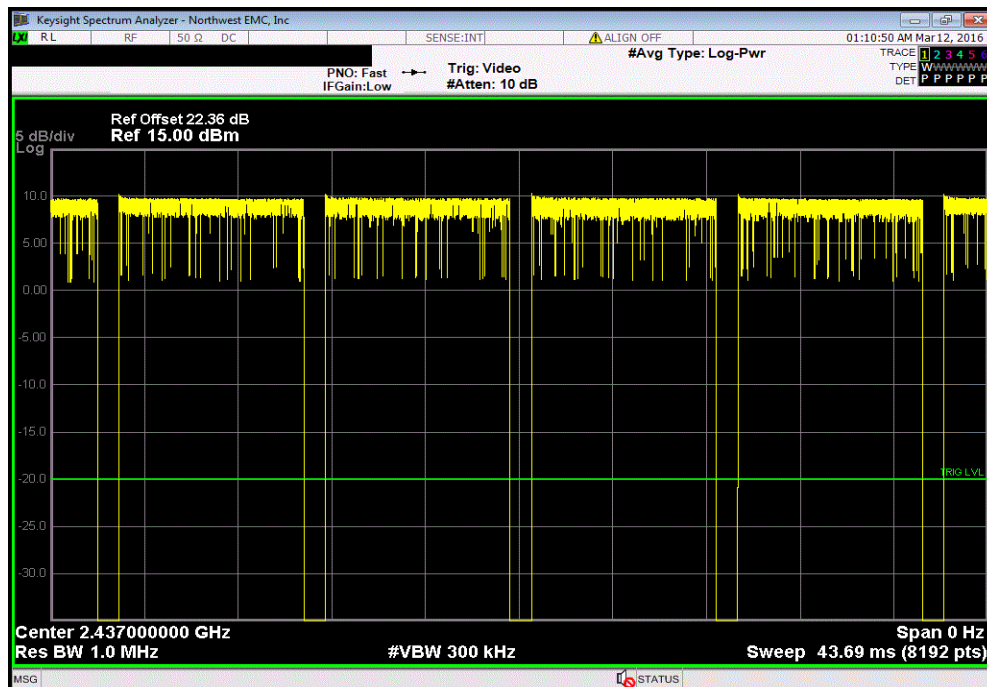


DUTY CYCLE

2400 MHz - 2483.5 MHz Band, 802.11(b) 1 Mbps, Mid Channel 6, 2437 MHz						
Pulse Width	Period	Number of Pulses	Value (%)	Limit (%)	Results	
8.608 ms	9.613 ms	1	89.5	N/A	N/A	

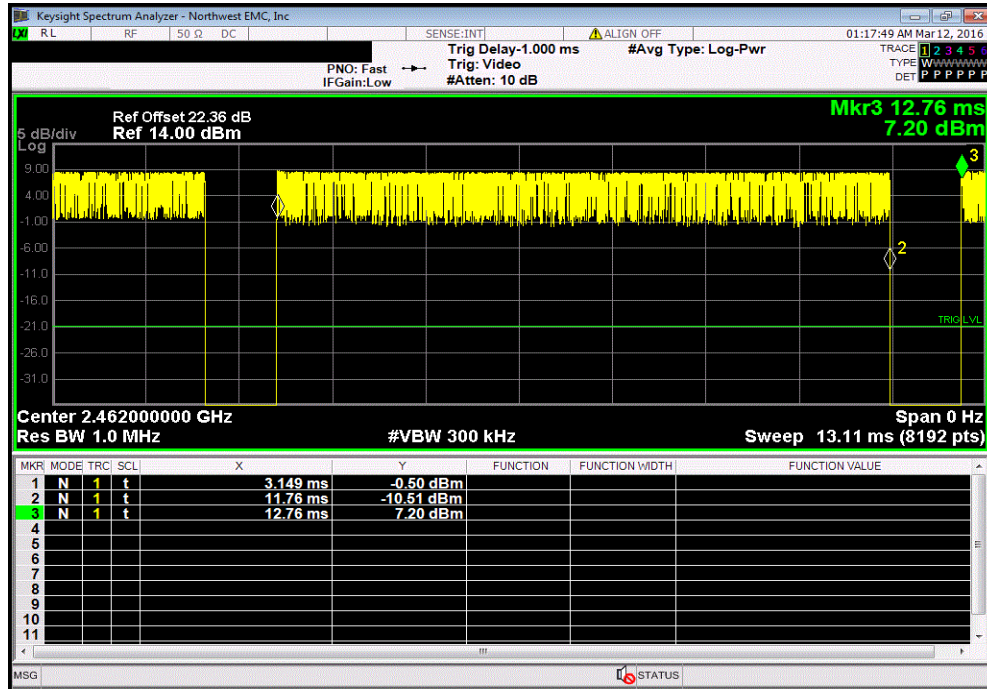


2400 MHz - 2483.5 MHz Band, 802.11(b) 1 Mbps, Mid Channel 6, 2437 MHz						
Pulse Width	Period	Number of Pulses	Value (%)	Limit (%)	Results	
N/A	N/A	6	N/A	N/A	N/A	

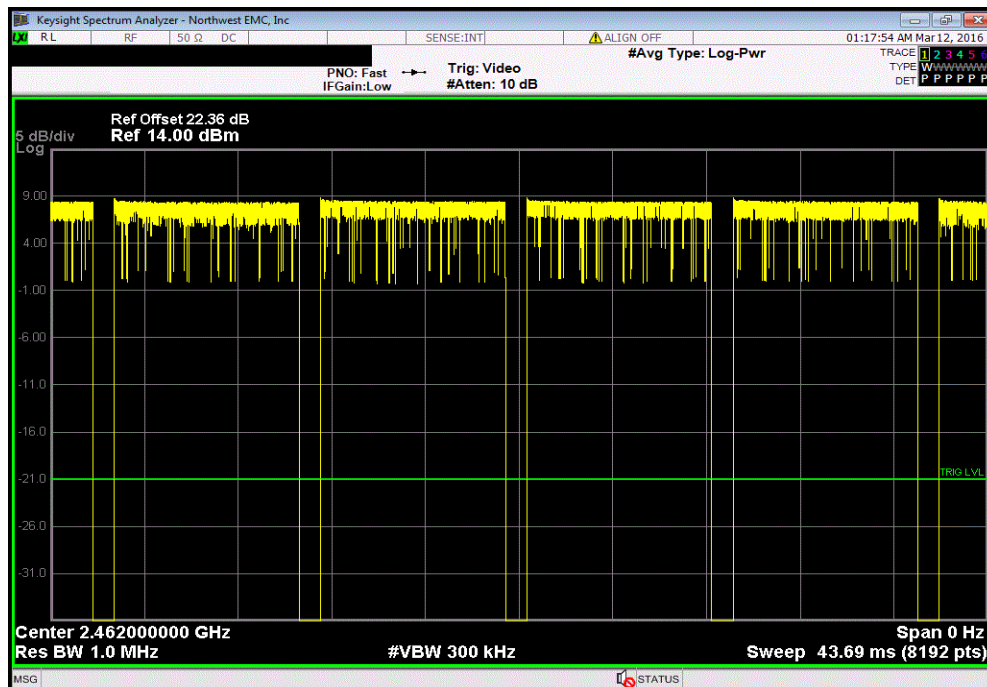


DUTY CYCLE

2400 MHz - 2483.5 MHz Band, 802.11(b) 1 Mbps, High Channel 11, 2462 MHz						
Pulse Width	Period	Number of Pulses	Value (%)	Limit (%)	Results	
8.61 ms	9.614 ms	1	89.5	N/A	N/A	

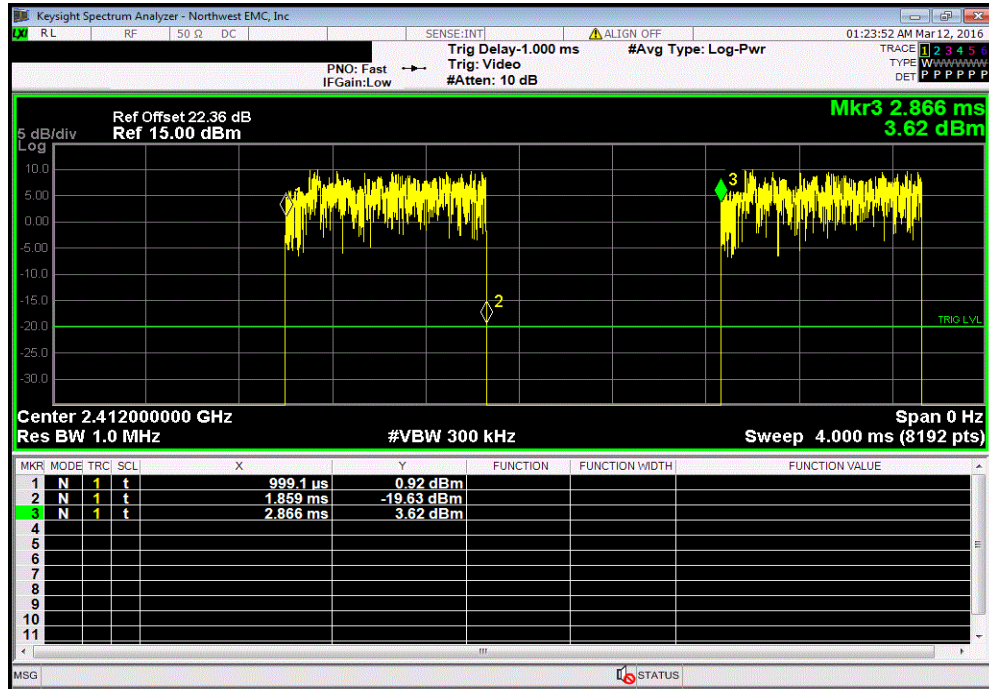


2400 MHz - 2483.5 MHz Band, 802.11(b) 1 Mbps, High Channel 11, 2462 MHz						
Pulse Width	Period	Number of Pulses	Value (%)	Limit (%)	Results	
N/A	N/A	6	N/A	N/A	N/A	

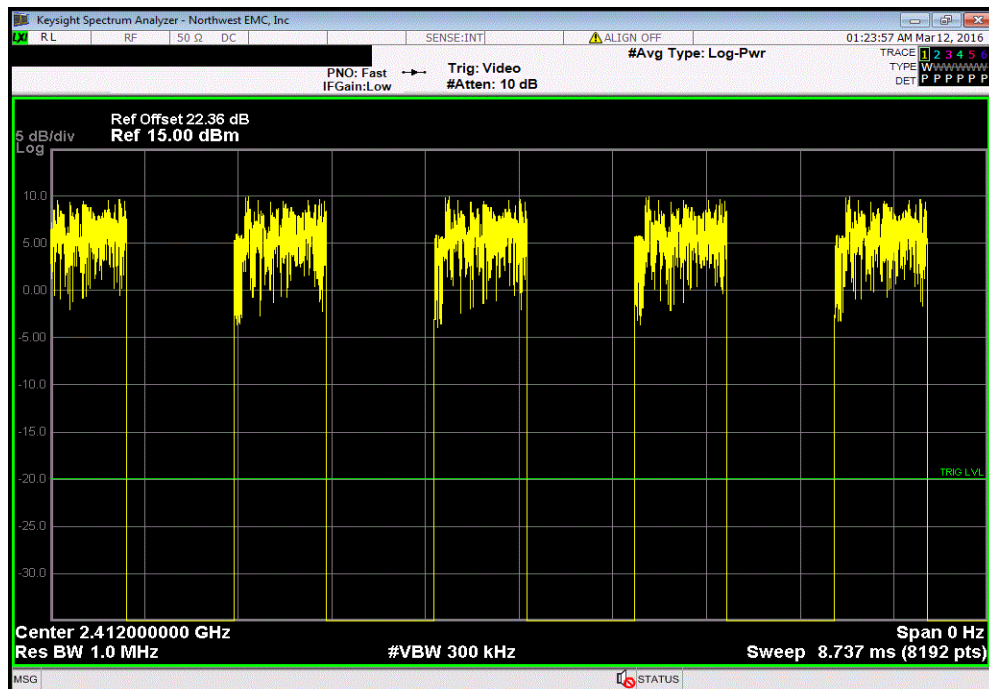


DUTY CYCLE

2400 MHz - 2483.5 MHz Band, 802.11(b) 11 Mbps, Low Channel 1, 2412 MHz						
Pulse Width	Period	Number of Pulses	Value (%)	Limit (%)	Results	
859.5 us	1.867 ms	1	46	N/A	N/A	

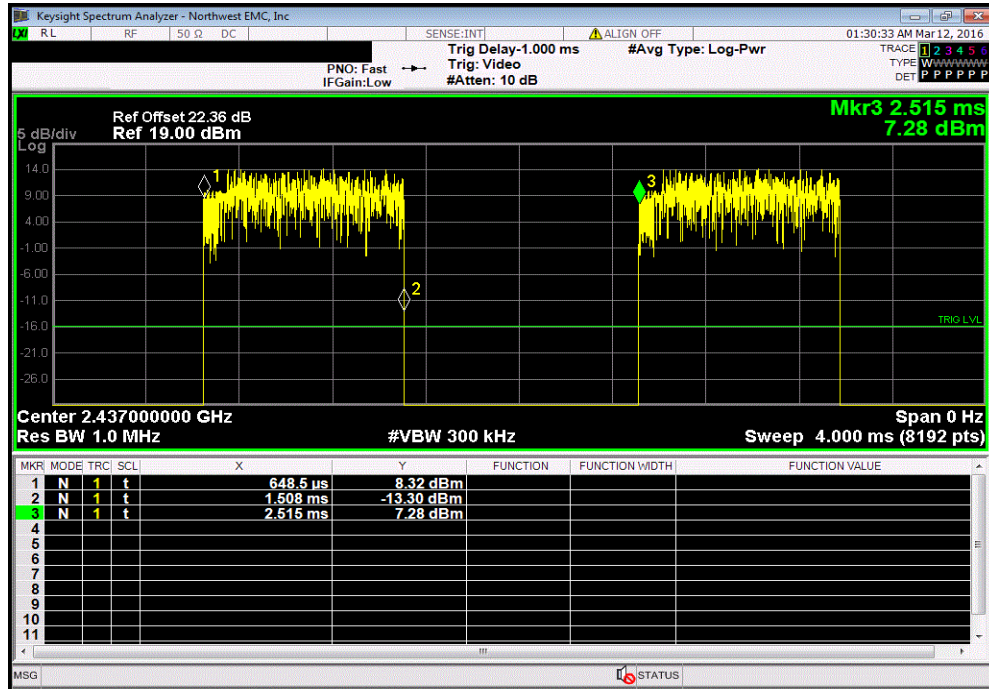


2400 MHz - 2483.5 MHz Band, 802.11(b) 11 Mbps, Low Channel 1, 2412 MHz						
Pulse Width	Period	Number of Pulses	Value (%)	Limit (%)	Results	
N/A	N/A	5	N/A	N/A	N/A	

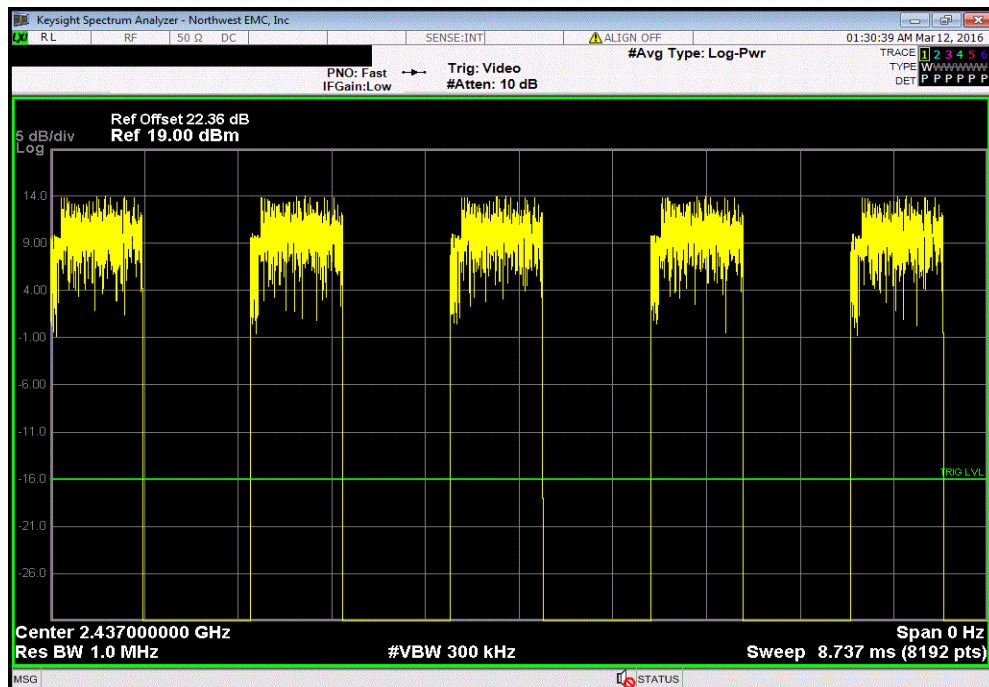


DUTY CYCLE

2400 MHz - 2483.5 MHz Band, 802.11(b) 11 Mbps, Mid Channel 6, 2437 MHz						
Pulse Width	Period	Number of Pulses	Value (%)	Limit (%)	Results	
859 us	1.867 ms	1	46	N/A	N/A	

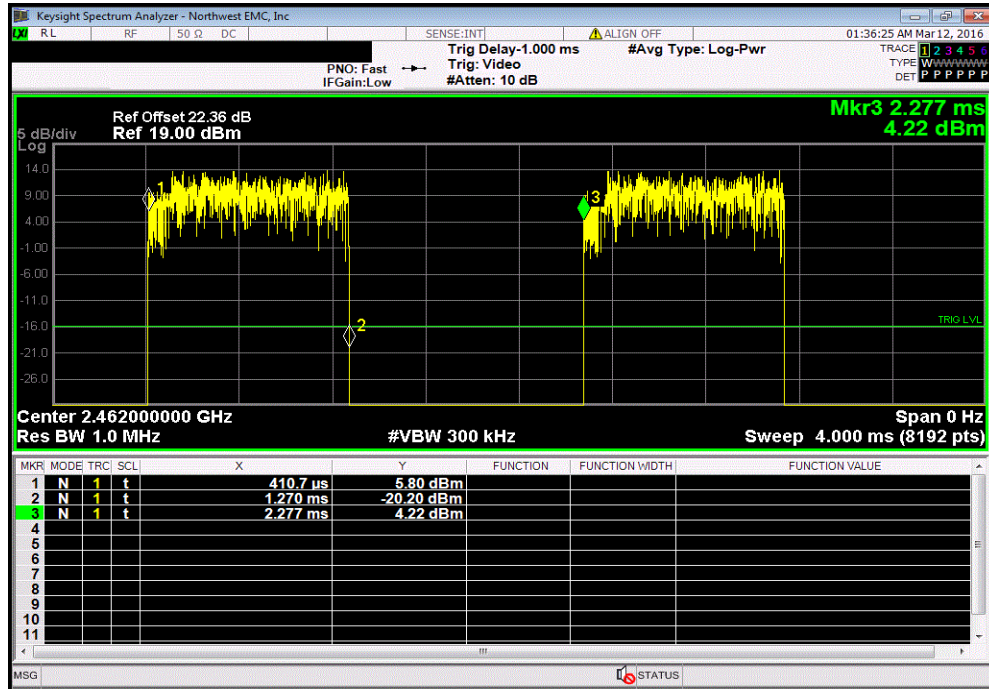


2400 MHz - 2483.5 MHz Band, 802.11(b) 11 Mbps, Mid Channel 6, 2437 MHz						
Pulse Width	Period	Number of Pulses	Value (%)	Limit (%)	Results	
N/A	N/A	5	N/A	N/A	N/A	

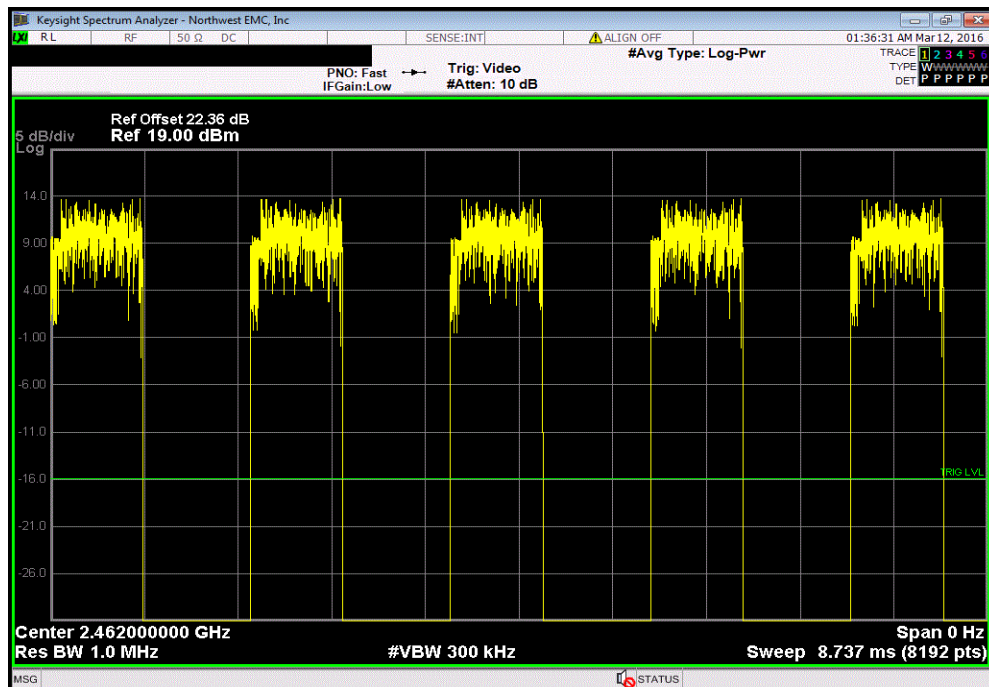


DUTY CYCLE

2400 MHz - 2483.5 MHz Band, 802.11(b) 11 Mbps, High Channel 11, 2462 MHz						
Pulse Width	Period	Number of Pulses	Value (%)	Limit (%)	Results	
859.5 us	1.866 ms	1	46.1	N/A	N/A	

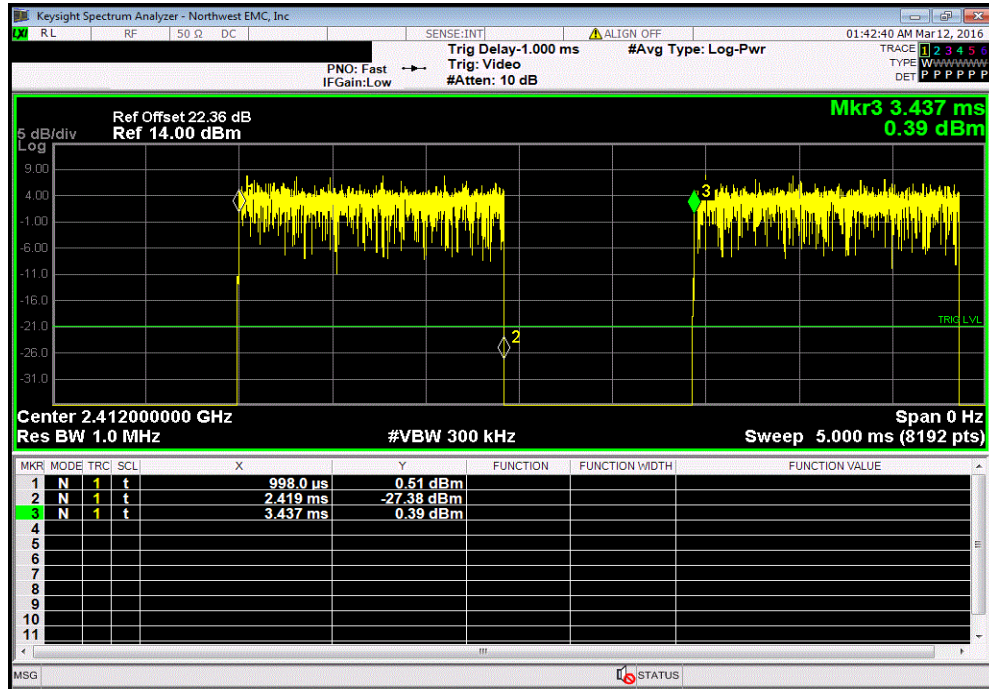


2400 MHz - 2483.5 MHz Band, 802.11(b) 11 Mbps, High Channel 11, 2462 MHz						
Pulse Width	Period	Number of Pulses	Value (%)	Limit (%)	Results	
N/A	N/A	5	N/A	N/A	N/A	

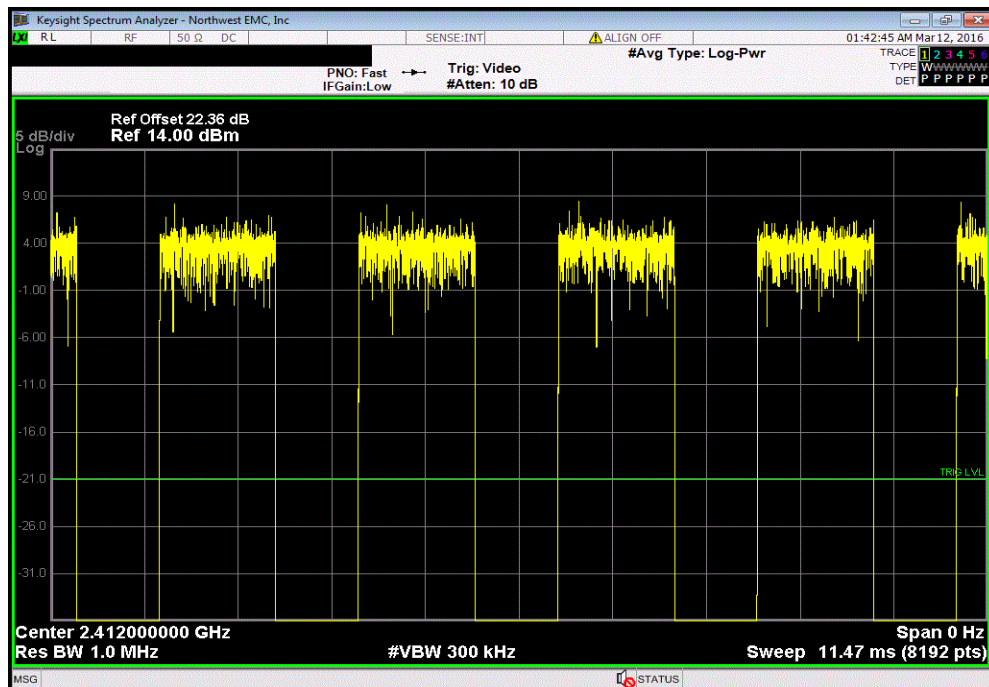


DUTY CYCLE

2400 MHz - 2483.5 MHz Band, 802.11(g) 6 Mbps, Low Channel 1, 2412 MHz						
Pulse Width	Period	Number of Pulses	Value (%)	Limit (%)	Results	
1.421 ms	2.439 ms	1	58.3	N/A	N/A	

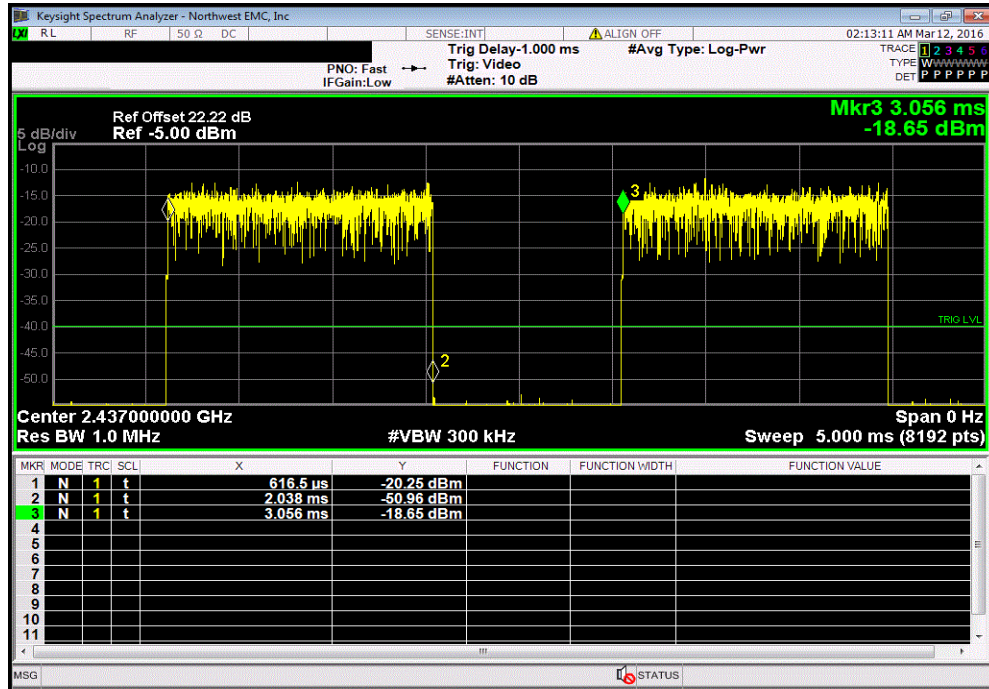


2400 MHz - 2483.5 MHz Band, 802.11(g) 6 Mbps, Low Channel 1, 2412 MHz						
Pulse Width	Period	Number of Pulses	Value (%)	Limit (%)	Results	
N/A	N/A	6	N/A	N/A	N/A	

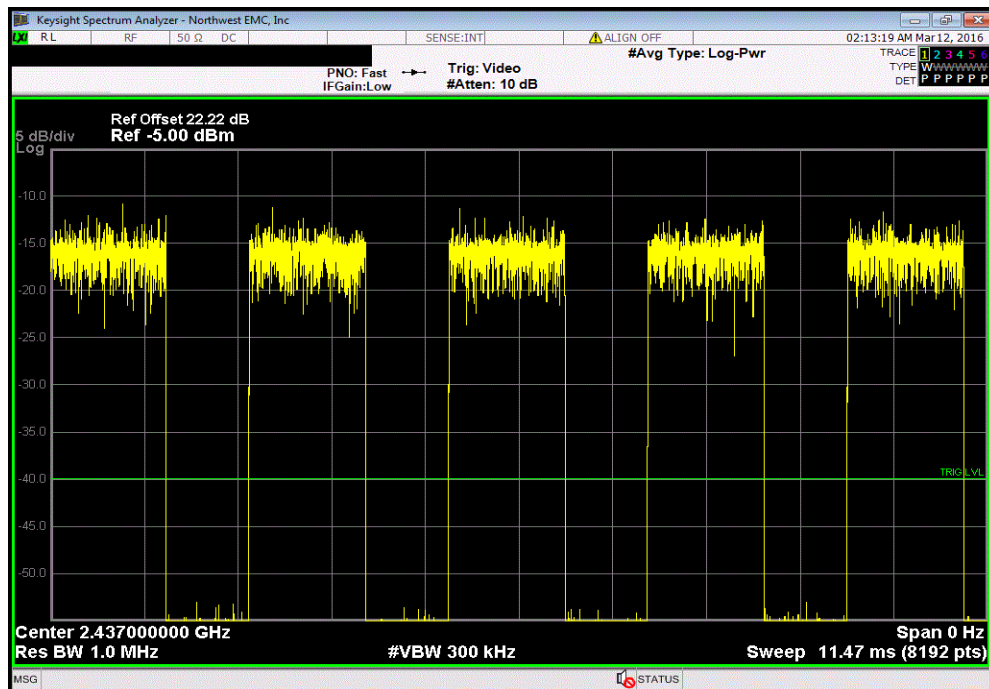


DUTY CYCLE

2400 MHz - 2483.5 MHz Band, 802.11(g) 6 Mbps, Mid Channel 6, 2437 MHz						
Pulse Width	Period	Number of Pulses	Value (%)	Limit (%)	Results	
1.422 ms	2.439 ms	1	58.3	N/A	N/A	

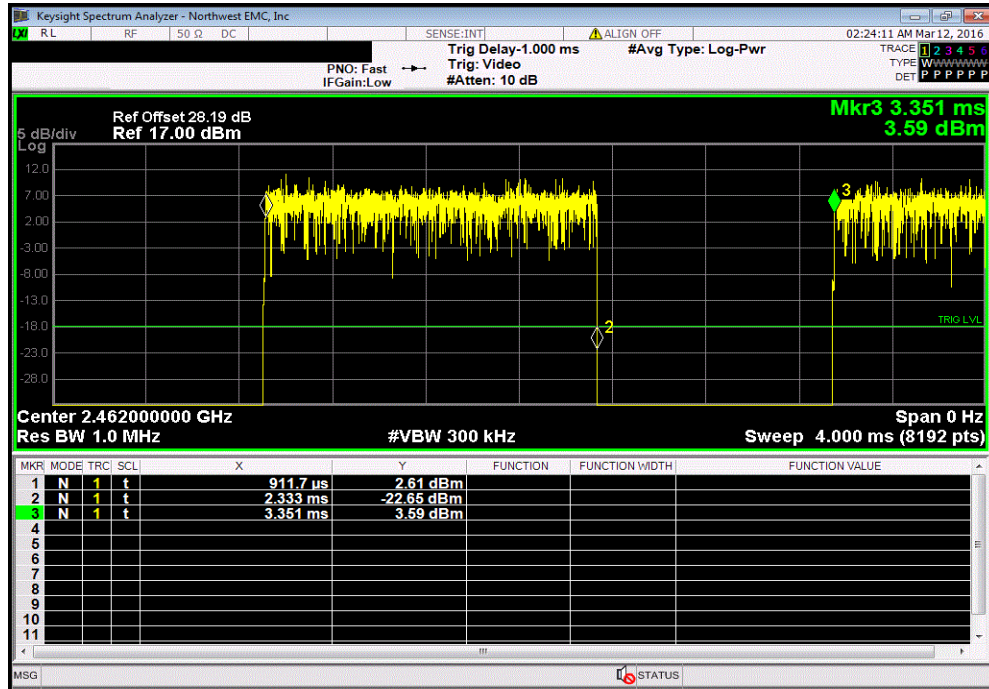


2400 MHz - 2483.5 MHz Band, 802.11(g) 6 Mbps, Mid Channel 6, 2437 MHz						
Pulse Width	Period	Number of Pulses	Value (%)	Limit (%)	Results	
N/A	N/A	5	N/A	N/A	N/A	

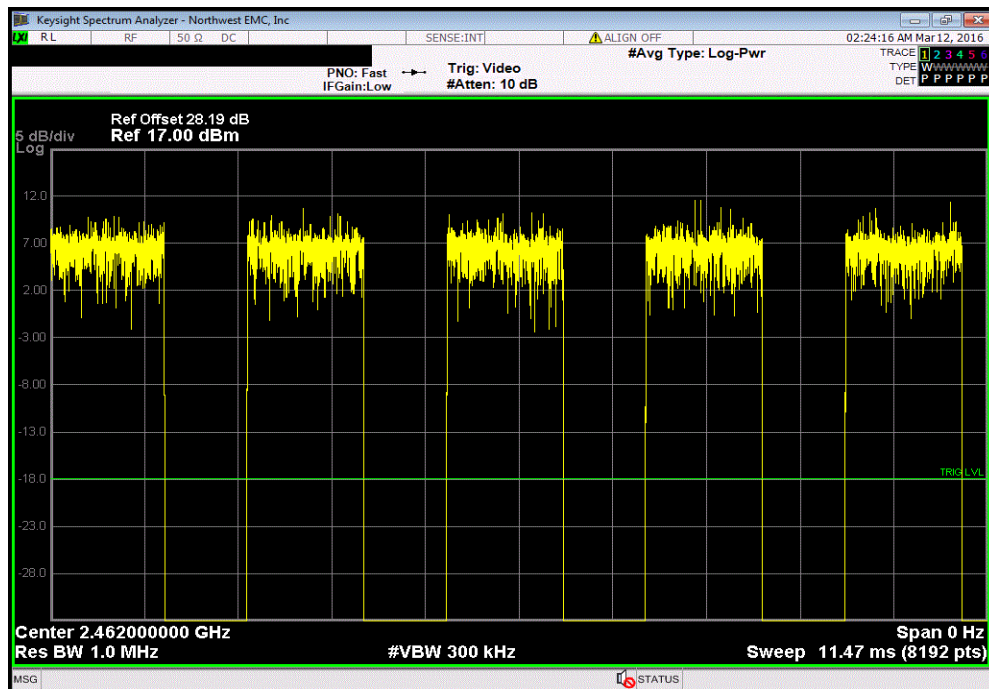


DUTY CYCLE

2400 MHz - 2483.5 MHz Band, 802.11(g) 6 Mbps, High Channel 11, 2462 MHz						
Pulse Width	Period	Number of Pulses	Value (%)	Limit (%)	Results	
1.421 ms	2.439 ms	1	58.3	N/A	N/A	

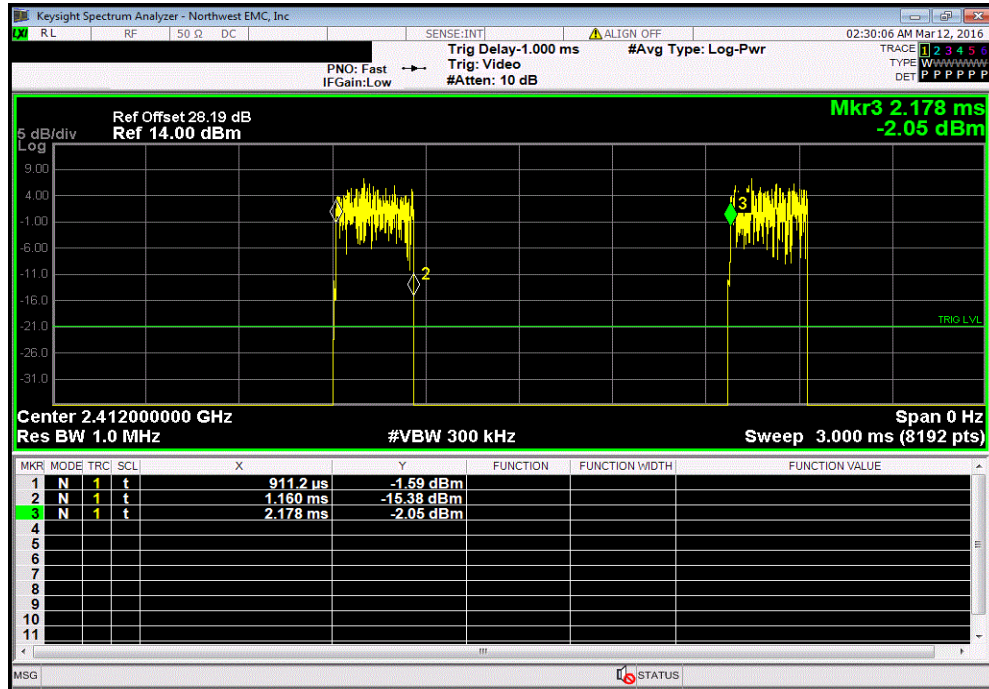


2400 MHz - 2483.5 MHz Band, 802.11(g) 6 Mbps, High Channel 11, 2462 MHz						
Pulse Width	Period	Number of Pulses	Value (%)	Limit (%)	Results	
N/A	N/A	5	N/A	N/A	N/A	

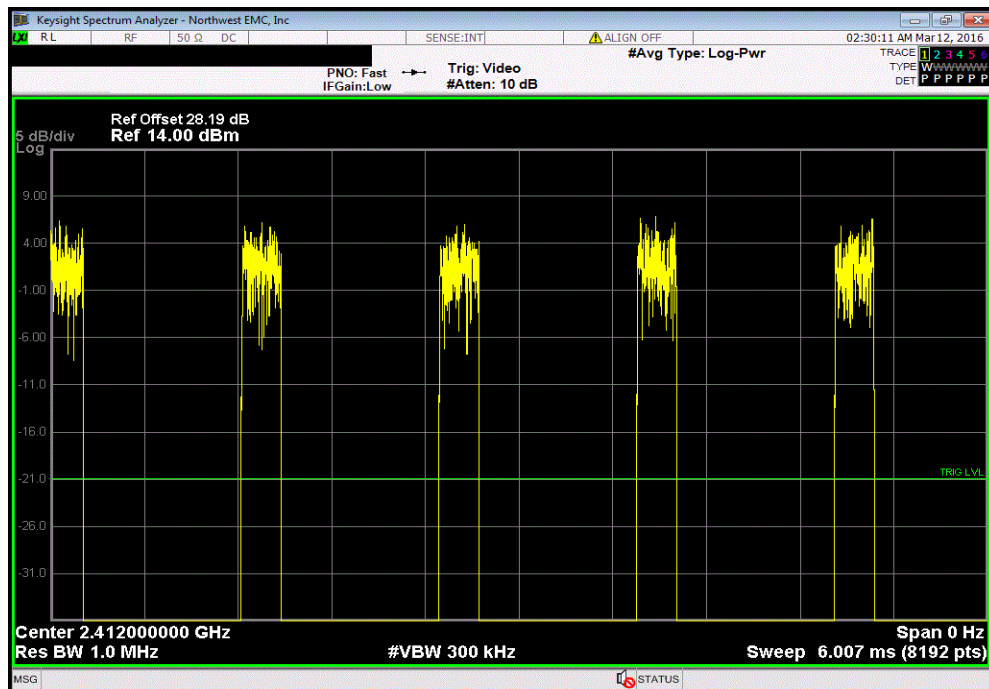


DUTY CYCLE

2400 MHz - 2483.5 MHz Band, 802.11(g) 36 Mbps, Low Channel 1, 2412 MHz						
Pulse Width	Period	Number of Pulses	Value (%)	Limit (%)	Results	
248.7 us	1.267 ms	1	19.6	N/A	N/A	

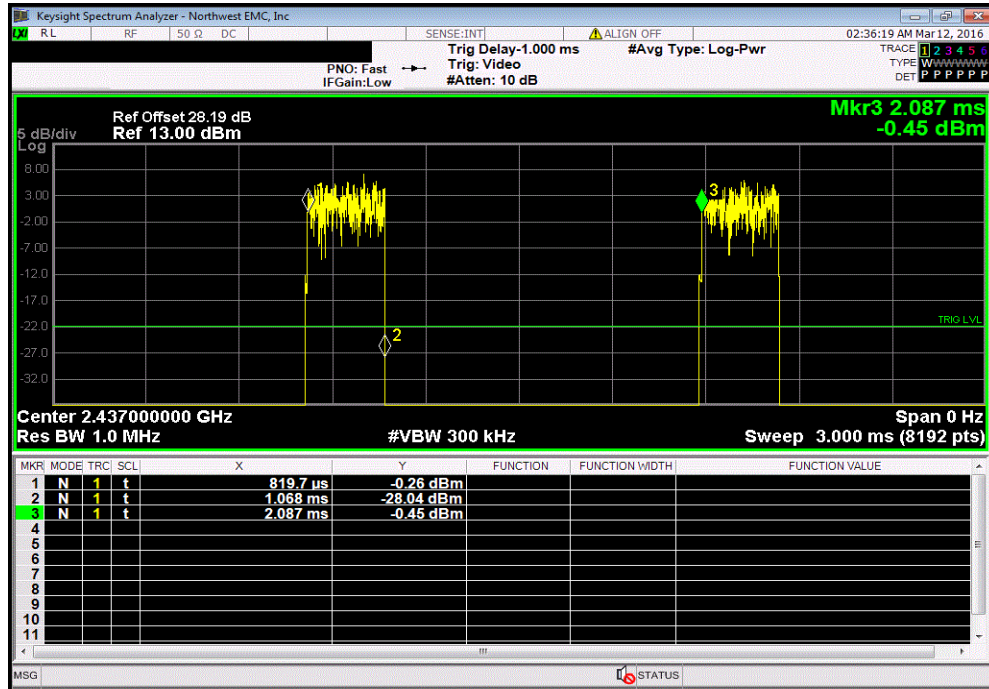


2400 MHz - 2483.5 MHz Band, 802.11(g) 36 Mbps, Low Channel 1, 2412 MHz						
Pulse Width	Period	Number of Pulses	Value (%)	Limit (%)	Results	
N/A	N/A	5	N/A	N/A	N/A	

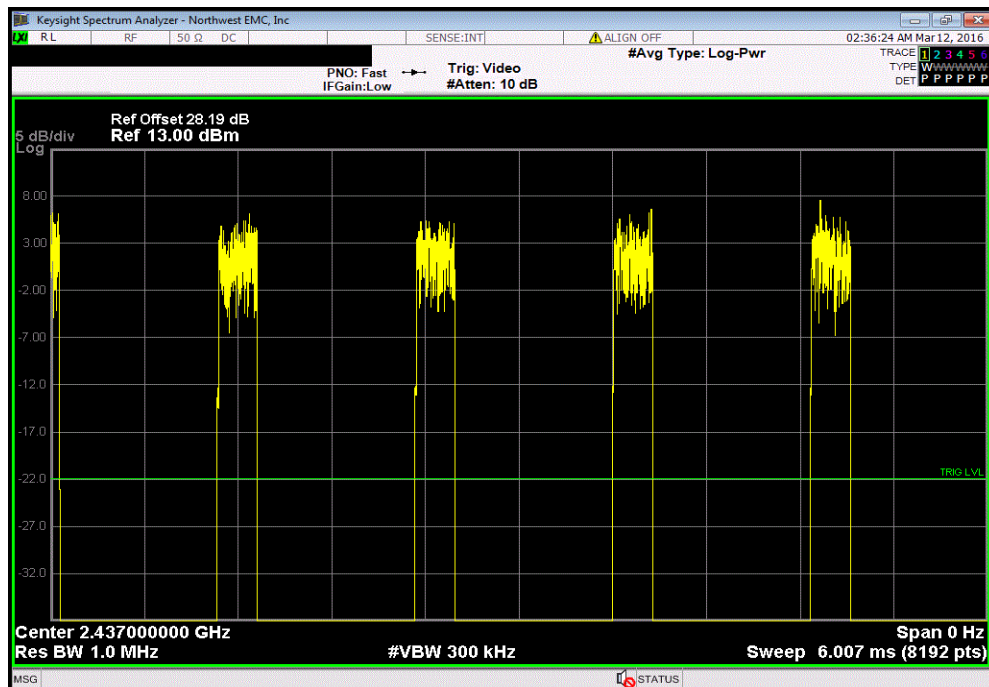


DUTY CYCLE

2400 MHz - 2483.5 MHz Band, 802.11(g) 36 Mbps, Mid Channel 6, 2437 MHz						
Pulse Width	Period	Number of Pulses	Value (%)	Limit (%)	Results	
248.7 us	1.267 ms	1	19.6	N/A	N/A	

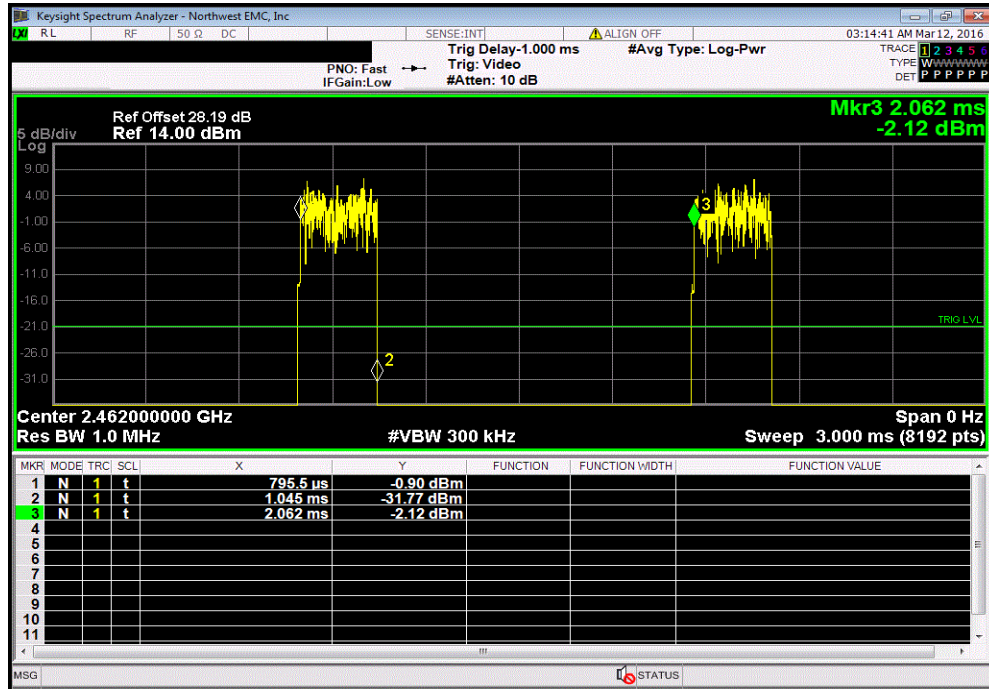


2400 MHz - 2483.5 MHz Band, 802.11(g) 36 Mbps, Mid Channel 6, 2437 MHz						
Pulse Width	Period	Number of Pulses	Value (%)	Limit (%)	Results	
N/A	N/A	5	N/A	N/A	N/A	

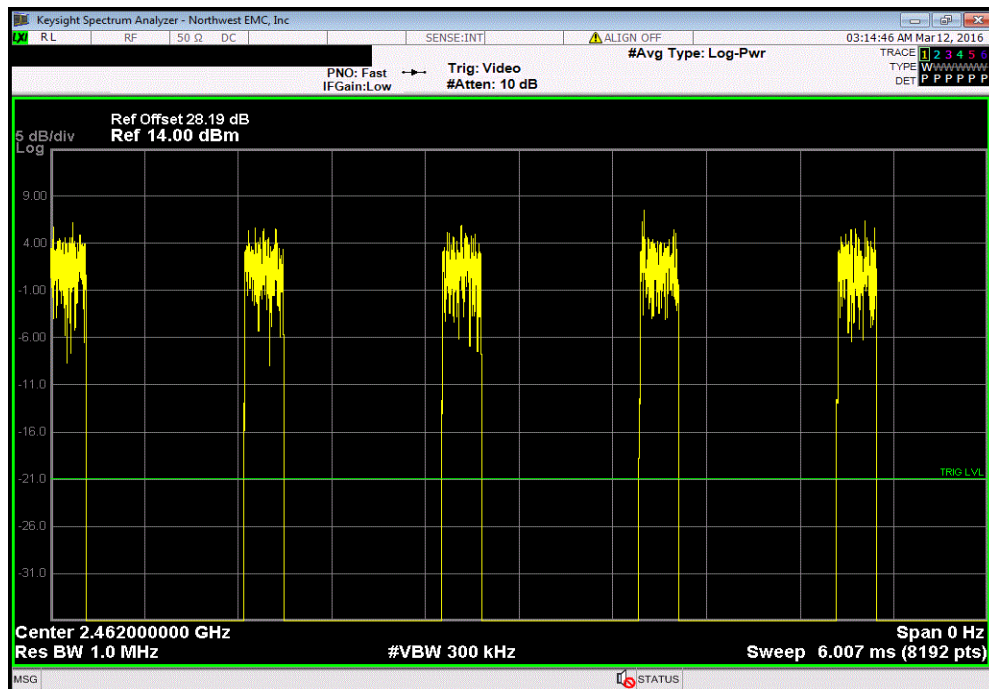


DUTY CYCLE

2400 MHz - 2483.5 MHz Band, 802.11(g) 36 Mbps, High Channel 11, 2462 MHz						
Pulse Width	Period	Number of Pulses	Value (%)	Limit (%)	Results	
249.1 us	1.267 ms	1	19.7	N/A	N/A	

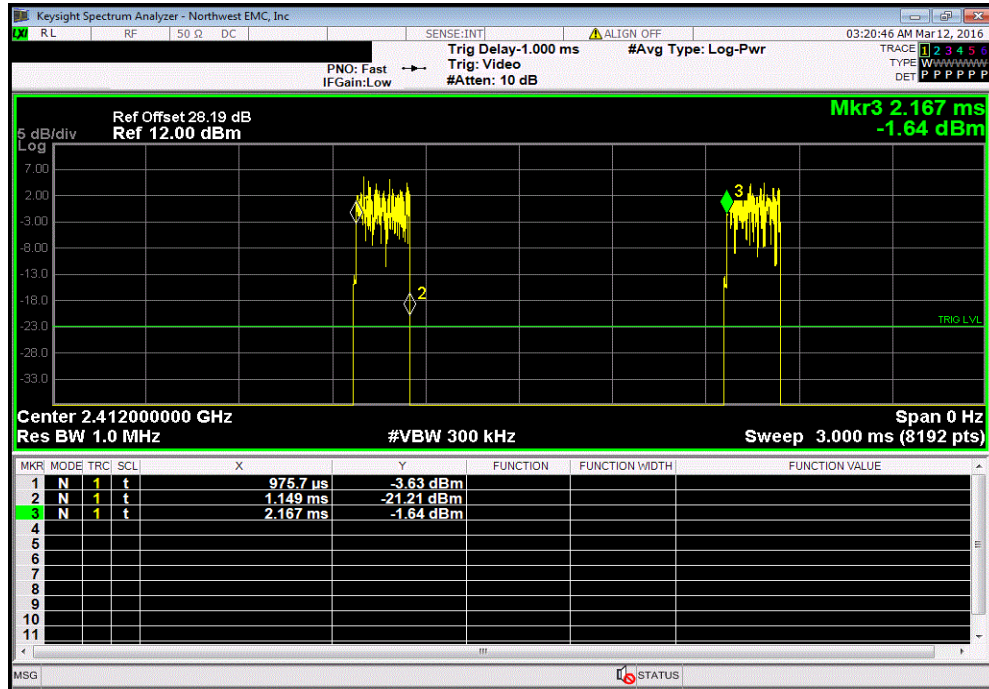


2400 MHz - 2483.5 MHz Band, 802.11(g) 36 Mbps, High Channel 11, 2462 MHz						
Pulse Width	Period	Number of Pulses	Value (%)	Limit (%)	Results	
N/A	N/A	5	N/A	N/A	N/A	

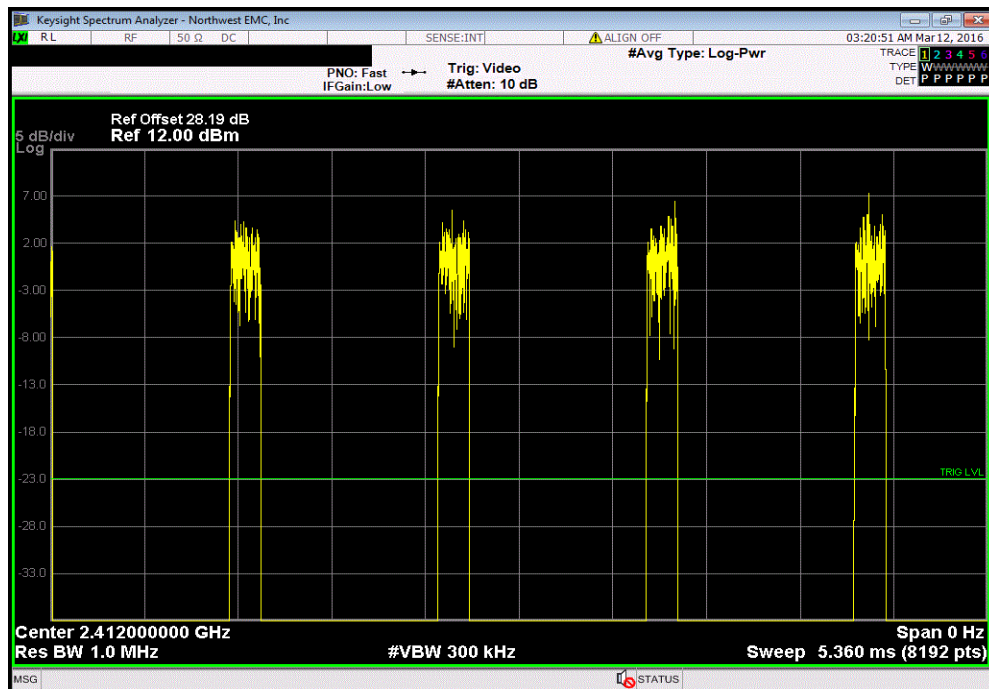


DUTY CYCLE

2400 MHz - 2483.5 MHz Band, 802.11(g) 54 Mbps, Low Channel 1, 2412 MHz						
Pulse Width	Period	Number of Pulses	Value (%)	Limit (%)	Results	
172.9 us	1.191 ms	1	14.5	N/A	N/A	

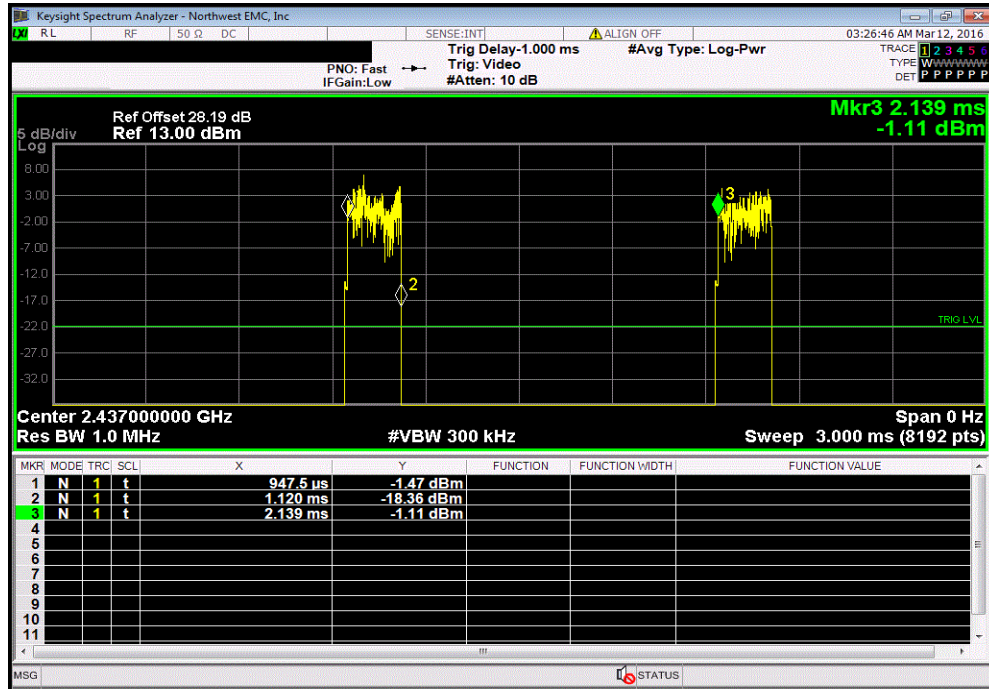


2400 MHz - 2483.5 MHz Band, 802.11(g) 54 Mbps, Low Channel 1, 2412 MHz						
Pulse Width	Period	Number of Pulses	Value (%)	Limit (%)	Results	
N/A	N/A	5	N/A	N/A	N/A	

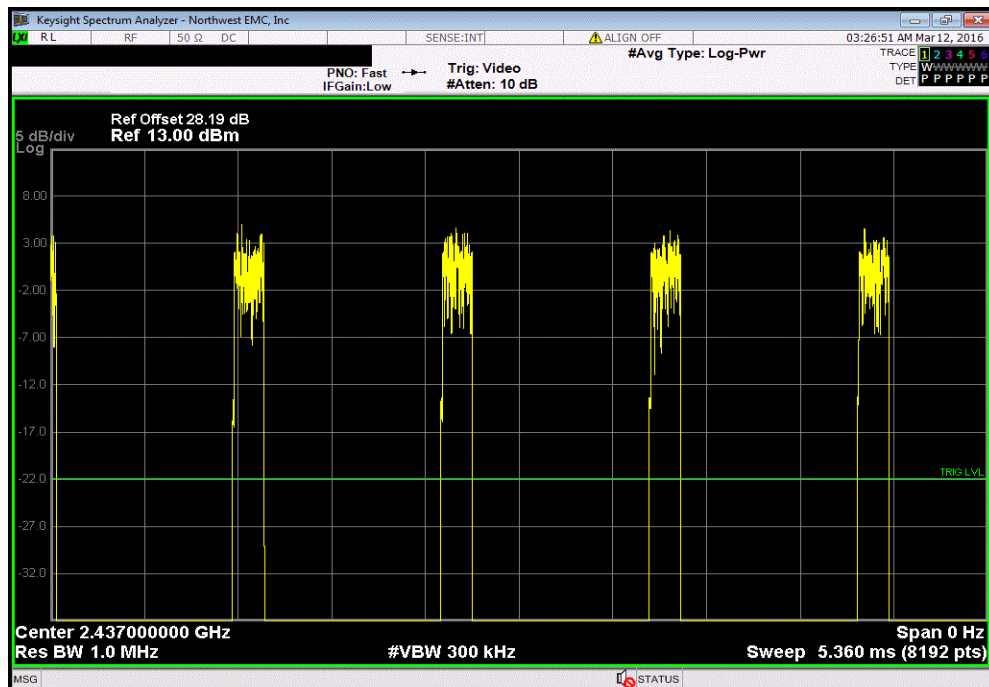


DUTY CYCLE

2400 MHz - 2483.5 MHz Band, 802.11(g) 54 Mbps, Mid Channel 6, 2437 MHz						
Pulse Width	Period	Number of Pulses	Value (%)	Limit (%)	Results	
172.5 us	1.191 ms	1	14.5	N/A	N/A	

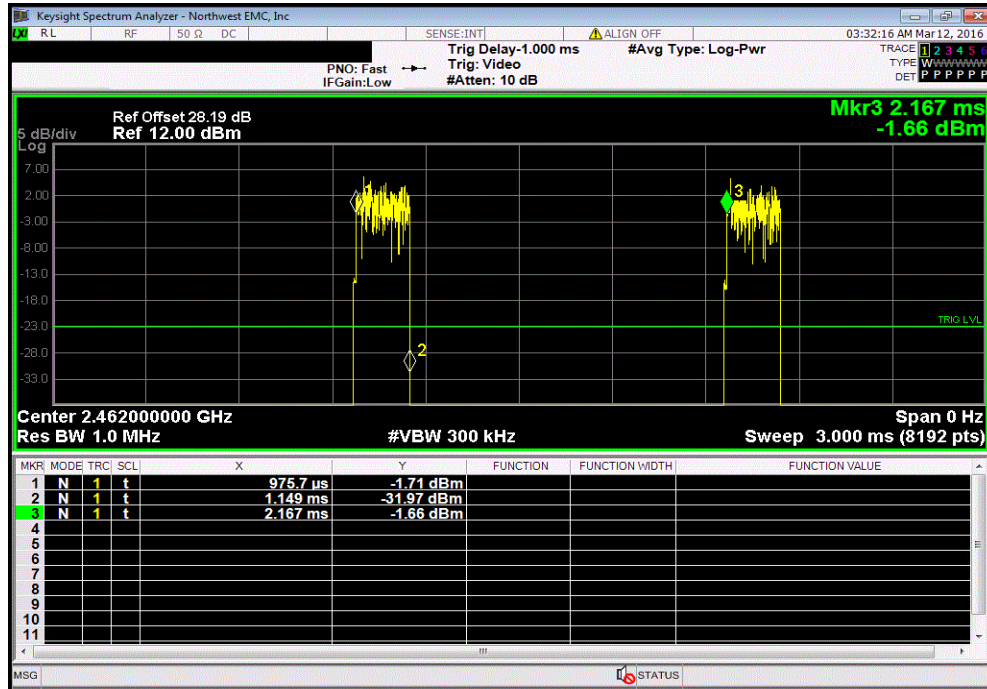


2400 MHz - 2483.5 MHz Band, 802.11(g) 54 Mbps, Mid Channel 6, 2437 MHz						
Pulse Width	Period	Number of Pulses	Value (%)	Limit (%)	Results	
N/A	N/A	5	N/A	N/A	N/A	

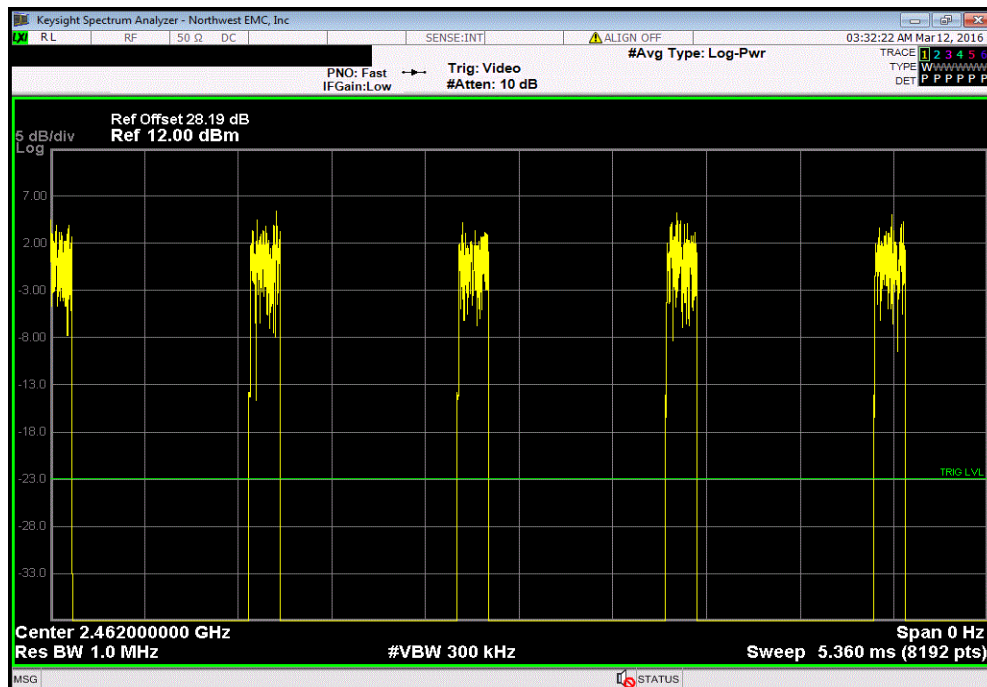


DUTY CYCLE

2400 MHz - 2483.5 MHz Band, 802.11(g) 54 Mbps, High Channel 11, 2462 MHz						
Pulse Width	Period	Number of Pulses	Value (%)	Limit (%)	Results	
172.9 us	1.191 ms	1	14.5	N/A	N/A	

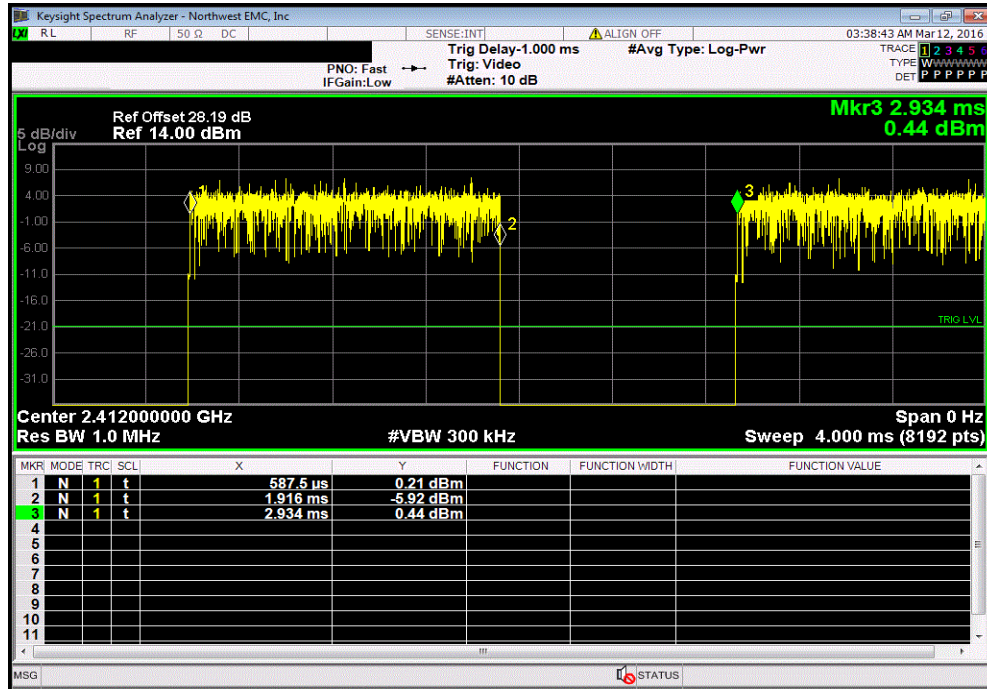


2400 MHz - 2483.5 MHz Band, 802.11(g) 54 Mbps, High Channel 11, 2462 MHz						
Pulse Width	Period	Number of Pulses	Value (%)	Limit (%)	Results	
N/A	N/A	5	N/A	N/A	N/A	

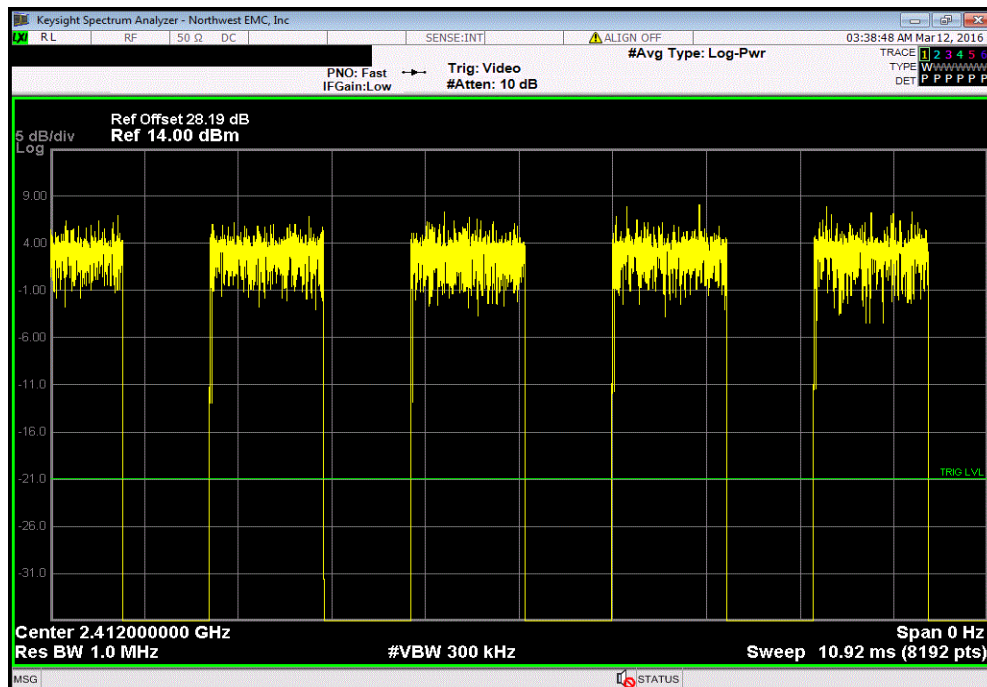


DUTY CYCLE

2400 MHz - 2483.5 MHz Band, 802.11(n) MCS0, Low Channel 1, 2412 MHz						
Pulse Width	Period	Number of Pulses	Value (%)	Limit (%)	Results	
1.329 ms	2.347 ms	1	56.6	N/A	N/A	

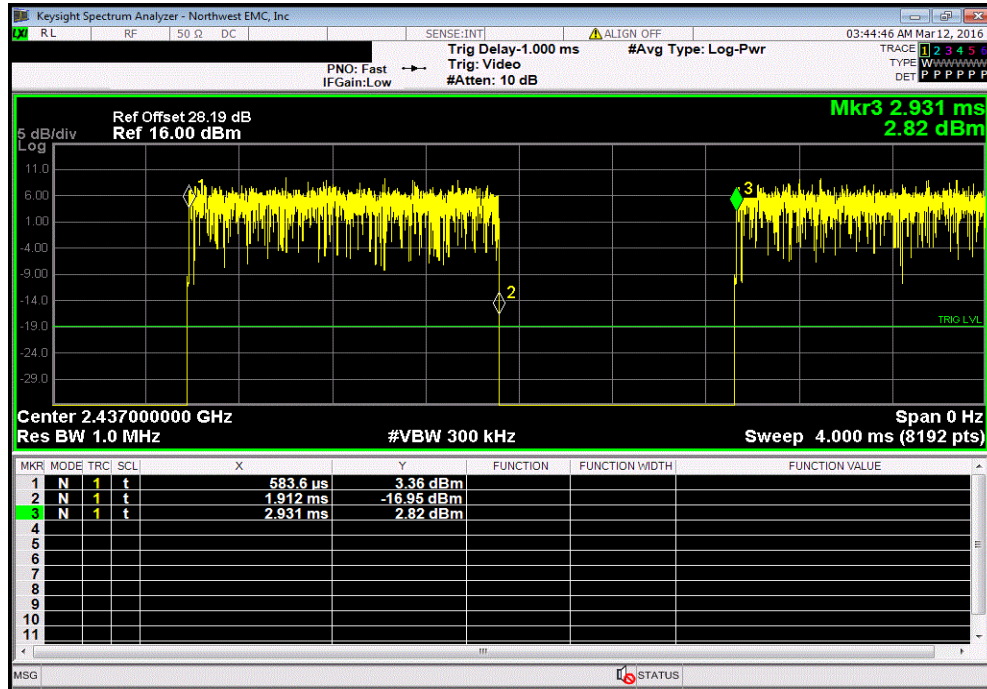


2400 MHz - 2483.5 MHz Band, 802.11(n) MCS0, Low Channel 1, 2412 MHz						
Pulse Width	Period	Number of Pulses	Value (%)	Limit (%)	Results	
N/A	N/A	5	N/A	N/A	N/A	

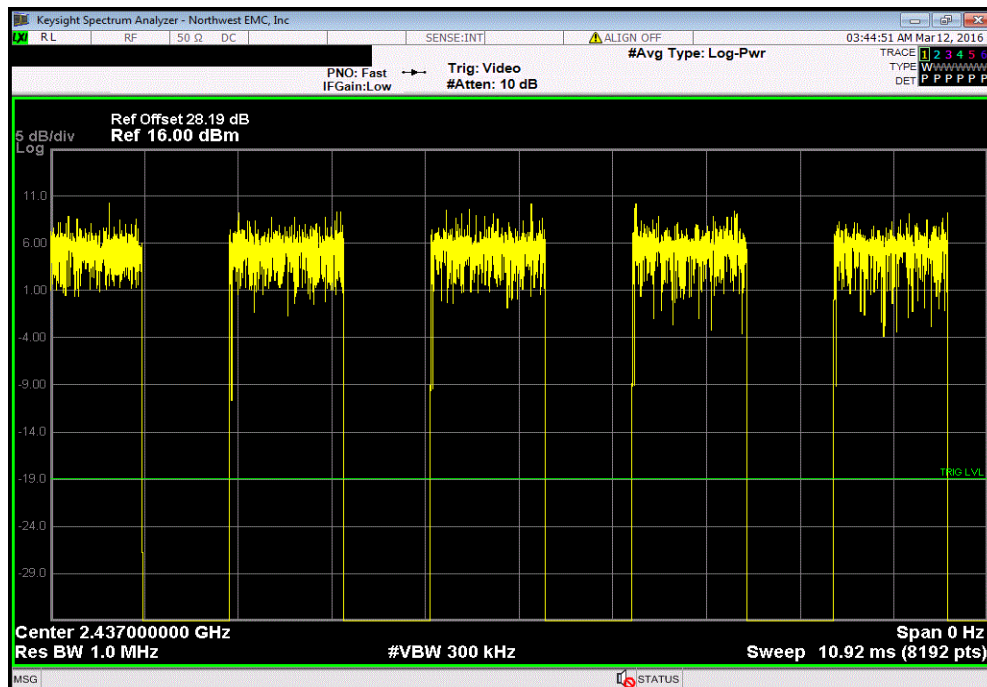


DUTY CYCLE

2400 MHz - 2483.5 MHz Band, 802.11(n) MCS0, Mid Channel 6, 2437 MHz						
Pulse Width	Period	Number of Pulses	Value (%)	Limit (%)	Results	
1.329 ms	2.347 ms	1	56.6	N/A	N/A	

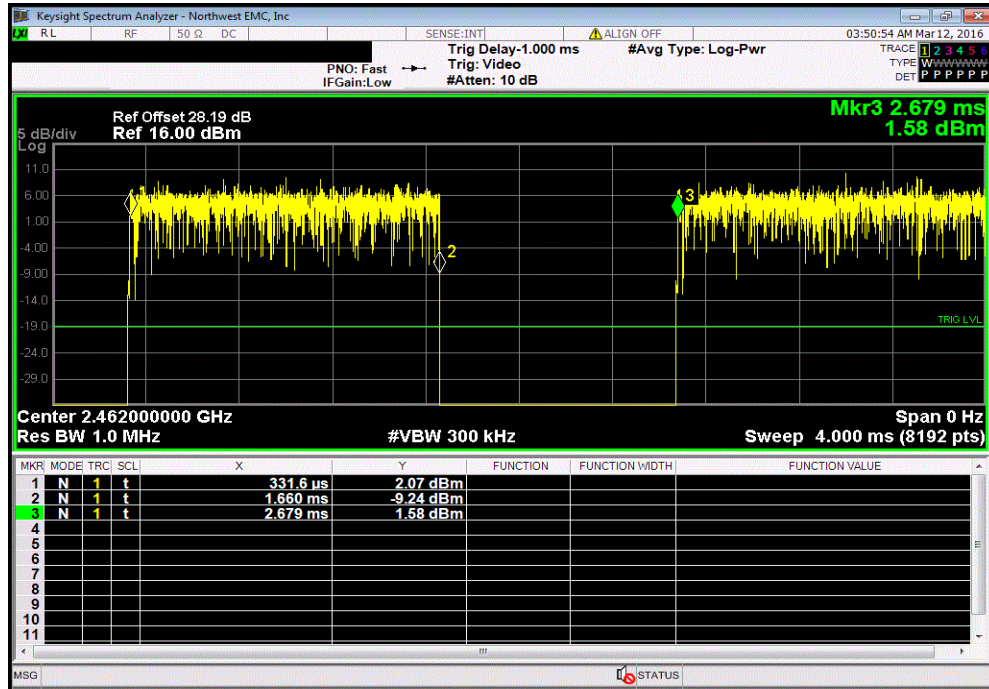


2400 MHz - 2483.5 MHz Band, 802.11(n) MCS0, Mid Channel 6, 2437 MHz						
Pulse Width	Period	Number of Pulses	Value (%)	Limit (%)	Results	
N/A	N/A	5	N/A	N/A	N/A	

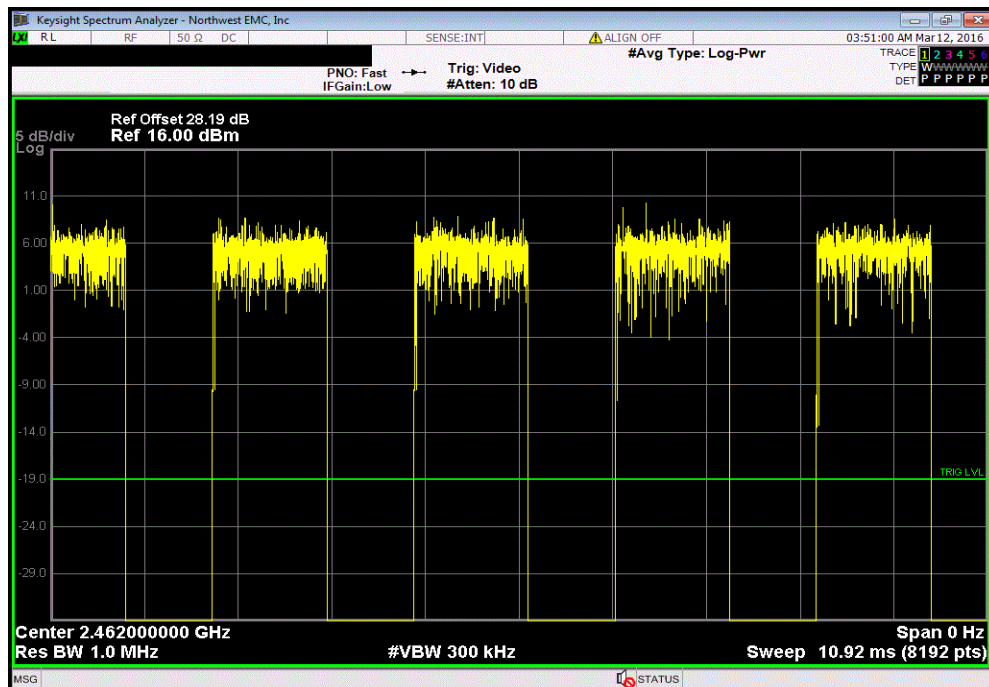


DUTY CYCLE

2400 MHz - 2483.5 MHz Band, 802.11(n) MCS0, High Channel 11, 2462 MHz						
Pulse Width	Period	Number of Pulses	Value (%)	Limit (%)	Results	
1.329 ms	2.347 ms	1	56.6	N/A	N/A	

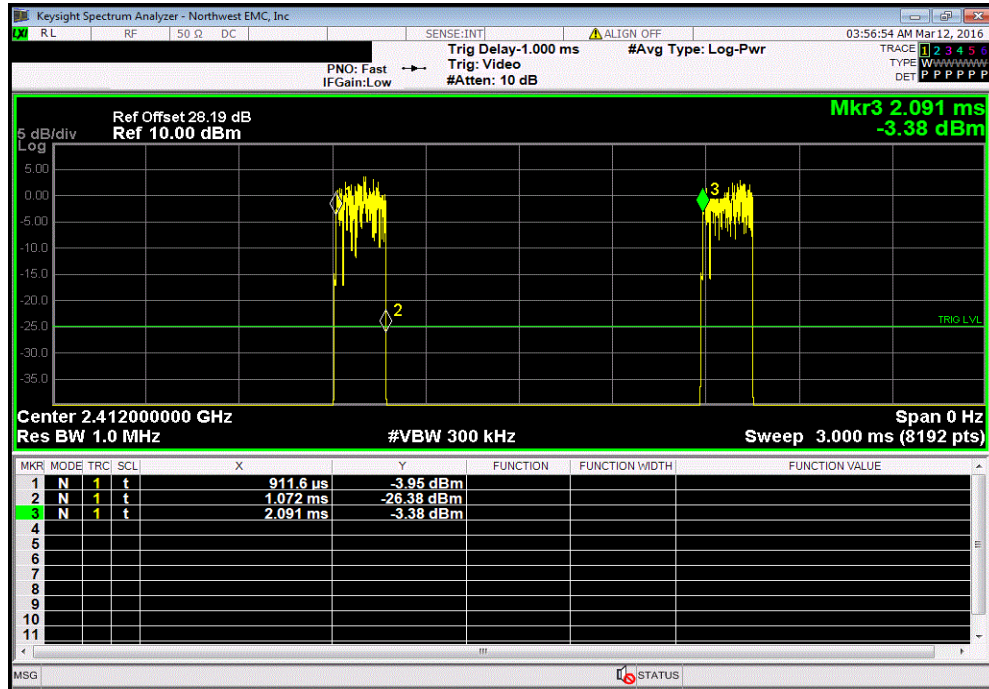


2400 MHz - 2483.5 MHz Band, 802.11(n) MCS0, High Channel 11, 2462 MHz						
Pulse Width	Period	Number of Pulses	Value (%)	Limit (%)	Results	
N/A	N/A	5	N/A	N/A	N/A	

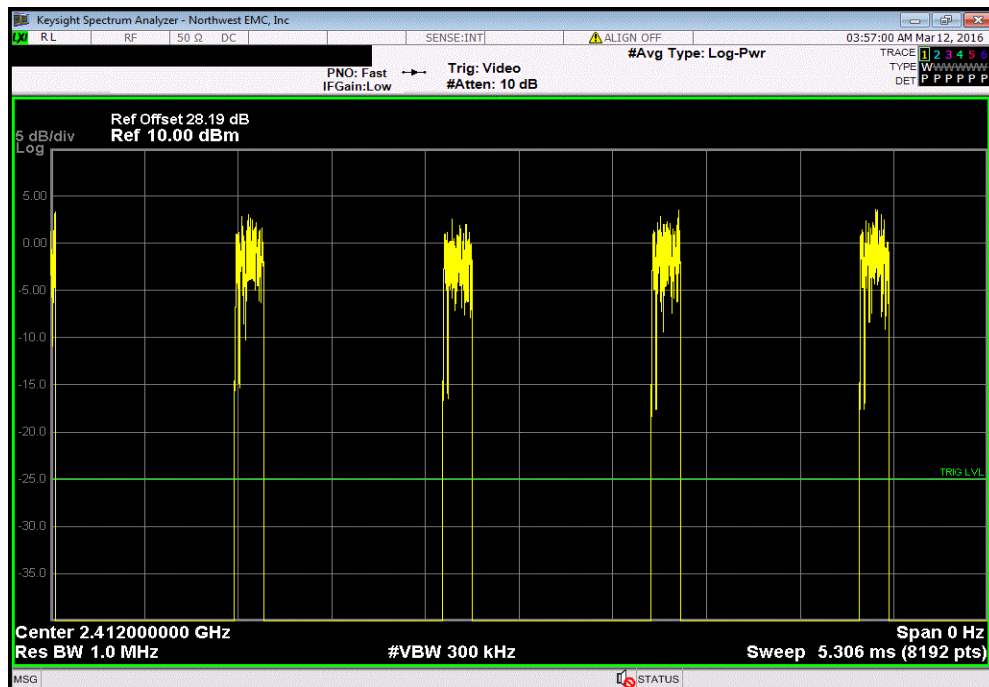


DUTY CYCLE

2400 MHz - 2483.5 MHz Band, 802.11(n) MCS7, Low Channel 1, 2412 MHz						
Pulse Width	Period	Number of Pulses	Value (%)	Limit (%)	Results	
160.8 us	1.179 ms	1	13.6	N/A	N/A	

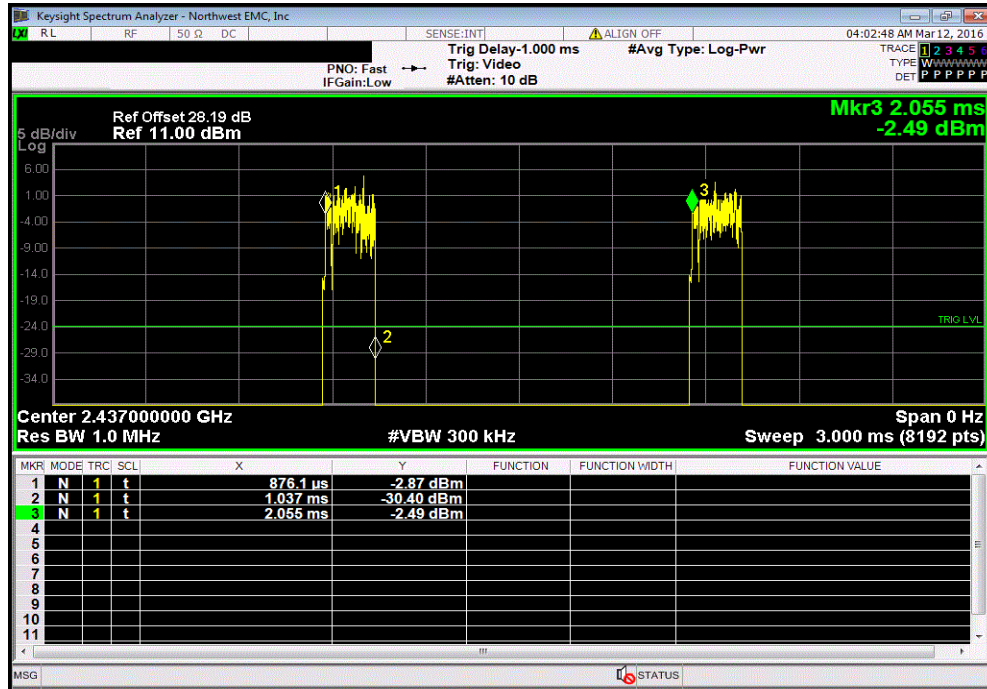


2400 MHz - 2483.5 MHz Band, 802.11(n) MCS7, Low Channel 1, 2412 MHz						
Pulse Width	Period	Number of Pulses	Value (%)	Limit (%)	Results	
N/A	N/A	5	N/A	N/A	N/A	

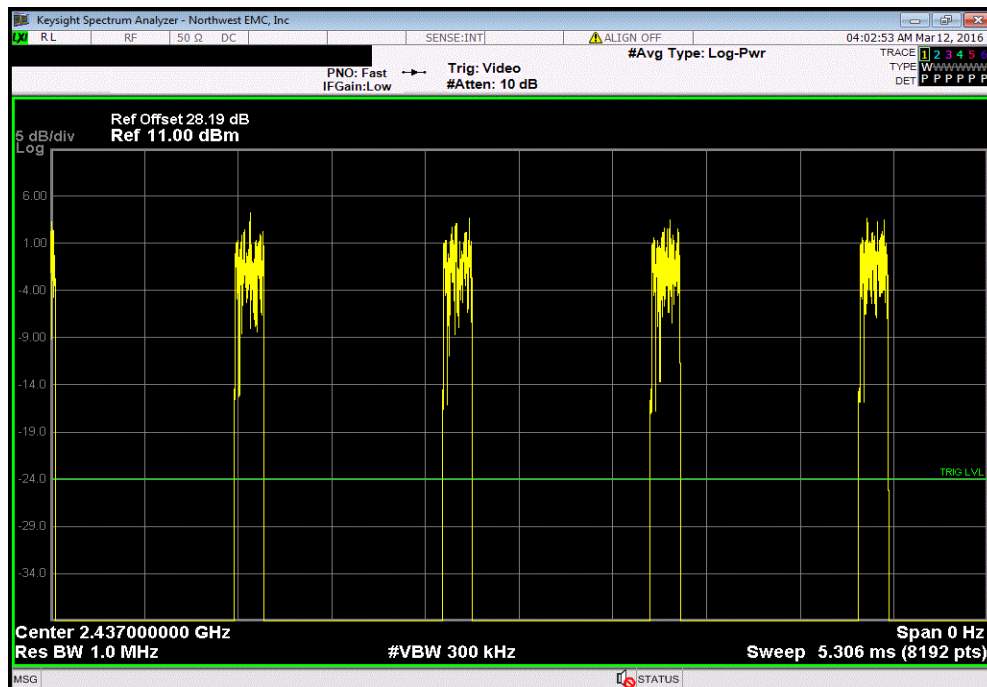


DUTY CYCLE

2400 MHz - 2483.5 MHz Band, 802.11(n) MCS7, Mid Channel 6, 2437 MHz						
Pulse Width	Period	Number of Pulses	Value (%)	Limit (%)	Results	
160.8 us	1.179 ms	1	13.6	N/A	N/A	

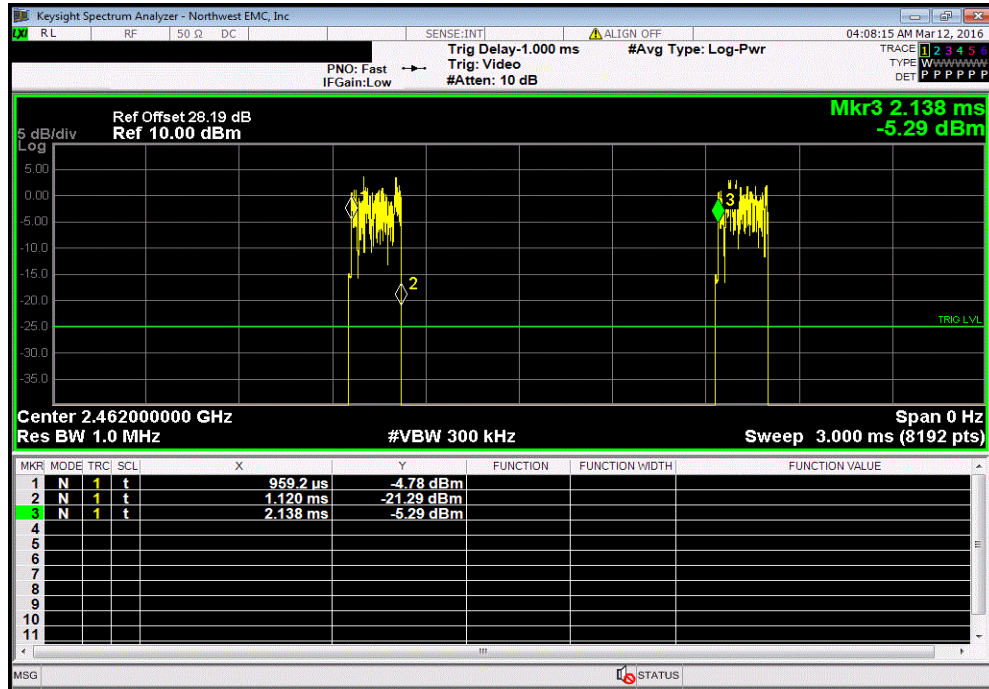


2400 MHz - 2483.5 MHz Band, 802.11(n) MCS7, Mid Channel 6, 2437 MHz						
Pulse Width	Period	Number of Pulses	Value (%)	Limit (%)	Results	
N/A	N/A	5	N/A	N/A	N/A	

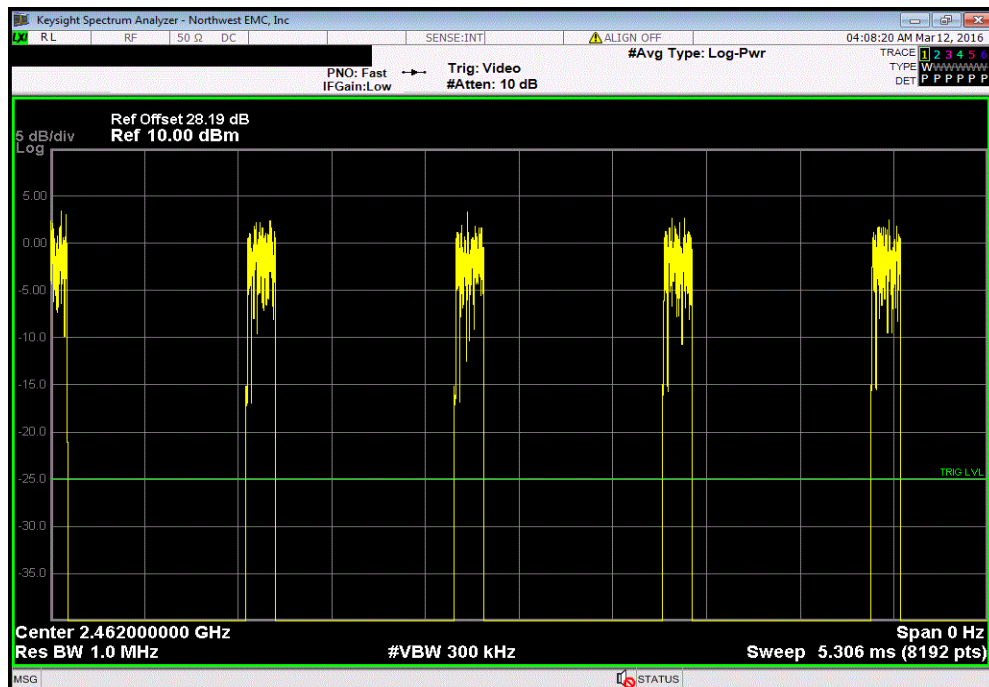


DUTY CYCLE

2400 MHz - 2483.5 MHz Band, 802.11(n) MCS7, High Channel 11, 2462 MHz						
Pulse Width	Period	Number of Pulses	Value (%)	Limit (%)	Results	
160.8 us	1.179 ms	1	13.6	N/A	N/A	



2400 MHz - 2483.5 MHz Band, 802.11(n) MCS7, High Channel 11, 2462 MHz						
Pulse Width	Period	Number of Pulses	Value (%)	Limit (%)	Results	
N/A	N/A	5	N/A	N/A	N/A	



OCCUPIED BANDWIDTH

Testing was performed using the mode(s) of operation and configuration(s) noted within the report. The individuals and/or the organization requesting the test provided the modes, configurations and settings used to complete the evaluation. The actual test parameters are specified in the test data, this includes items such as investigated frequency range (scanned) and test levels. The testing methods and performance specifications, as well as the test site used for the evaluation are indicated in the test data.

TEST EQUIPMENT


Description	Manufacturer	Model	ID	Last Cal.	Interval (mo)
Generator - Signal	Agilent	N5183A	TIK	10/17/2014	36
Attenuator	Fairview Microwave	18B5W-26	RFY	7/6/2015	12
Block - DC	Fairview Microwave	SD3379	AMI	9/18/2015	12
Cable	ESM Cable Corp.	TTBJ141 KMKM-72	MNU	9/18/2015	12
Analyzer - Spectrum Analyzer	Keysight	N9010A	AFN	2/10/2015	15
Generator - Signal	Agilent	N5183A	TIK	10/17/2014	36

TEST DESCRIPTION

The 6dB occupied bandwidth was measured using 100 kHz resolution bandwidth and 300 kHz video bandwidth. The 99.9% (approximate 26 dB) emission bandwidth (EBW) was also measured at the same time.

The EUT was set to the channels and modes listed in the datasheet. The measurement was made using a direct connection between the RF output of the EUT and the spectrum analyzer.

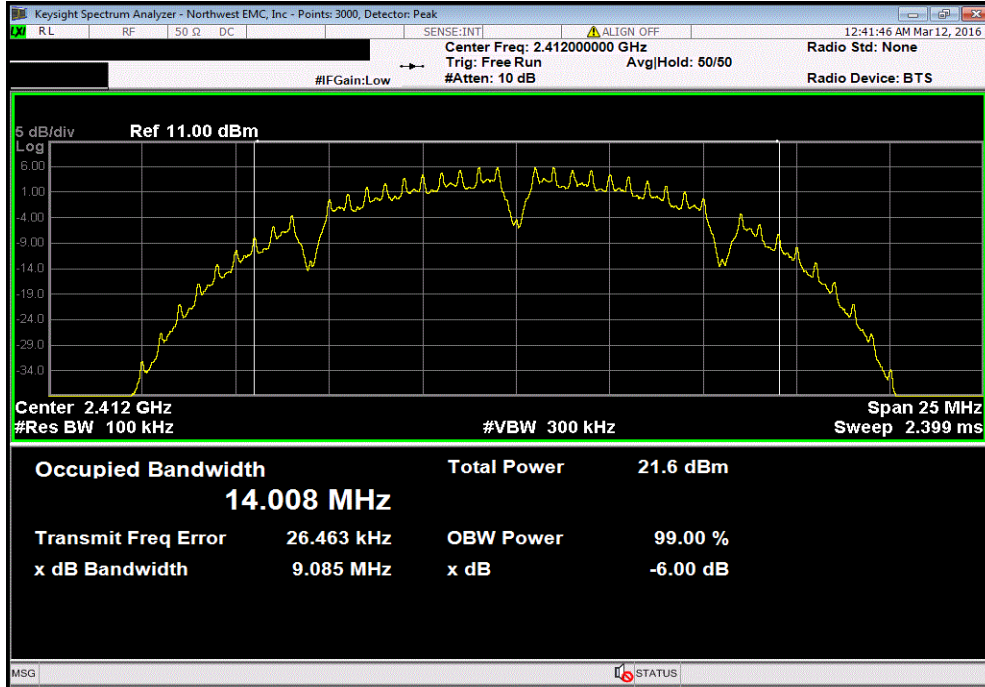
OCCUPIED BANDWIDTH

EUT: ZOLL CF Card Module		Work Order: LGPD0179	
Serial Number: 0216M00003		Date: 03/11/16	
Customer: ZOLL Medical Corp.		Temperature: 22.4°C	
Attendees: Adam Ford		Humidity: 27%	
Project: None		Barometric Pres.: 991.5	
Tested by: Jared Ison		Power: 5 VDC	Job Site: MN08
TEST SPECIFICATIONS		Test Method	
FCC 15.247:2016		ANSI C63.10:2013	
COMMENTS			
None			
DEVIATIONS FROM TEST STANDARD			
None			
Configuration #	1	Signature 	
		Value	Limit (>)
2400 MHz - 2483.5 MHz Band			
802.11(b) 1 Mbps			
	Low Channel 1, 2412 MHz	9.085 MHz	500 kHz
	Mid Channel 6, 2437 MHz	10.025 MHz	500 kHz
	High Channel 11, 2462 MHz	10.016 MHz	500 kHz
802.11(b) 11 Mbps			
	Low Channel 1, 2412 MHz	10.017 MHz	500 kHz
	Mid Channel 6, 2437 MHz	9.87 MHz	500 kHz
	High Channel 11, 2462 MHz	9.676 MHz	500 kHz
802.11(g) 6 Mbps			
	Low Channel 1, 2412 MHz	15.115 MHz	500 kHz
	Mid Channel 6, 2437 MHz	15.131 MHz	500 kHz
	High Channel 11, 2462 MHz	15.114 MHz	500 kHz
802.11(g) 36 Mbps			
	Low Channel 1, 2412 MHz	16.474 MHz	500 kHz
	Mid Channel 6, 2437 MHz	16.474 MHz	500 kHz
	High Channel 11, 2462 MHz	16.491 MHz	500 kHz
802.11(g) 54 Mbps			
	Low Channel 1, 2412 MHz	16.496 MHz	500 kHz
	Mid Channel 6, 2437 MHz	16.479 MHz	500 kHz
	High Channel 11, 2462 MHz	16.49 MHz	500 kHz
802.11(n) MCS0			
	Low Channel 1, 2412 MHz	15.112 MHz	500 kHz
	Mid Channel 6, 2437 MHz	15.119 MHz	500 kHz
	High Channel 11, 2462 MHz	15.13 MHz	500 kHz
802.11(n) MCS7			
	Low Channel 1, 2412 MHz	17.691 MHz	500 kHz
	Mid Channel 6, 2437 MHz	17.706 MHz	500 kHz
	High Channel 11, 2462 MHz	17.711 MHz	500 kHz

OCCUPIED BANDWIDTH

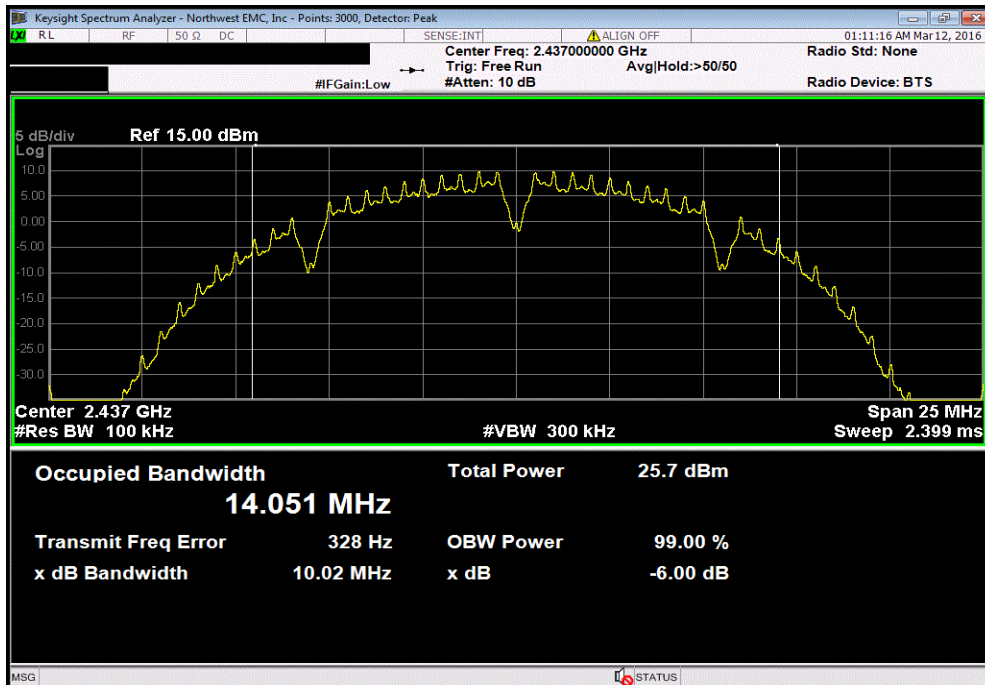
2400 MHz - 2483.5 MHz Band, 802.11(b) 1 Mbps, Low Channel 1, 2412 MHz

	Value	Limit	Result
	9.085 MHz	(>) 500 kHz	Pass



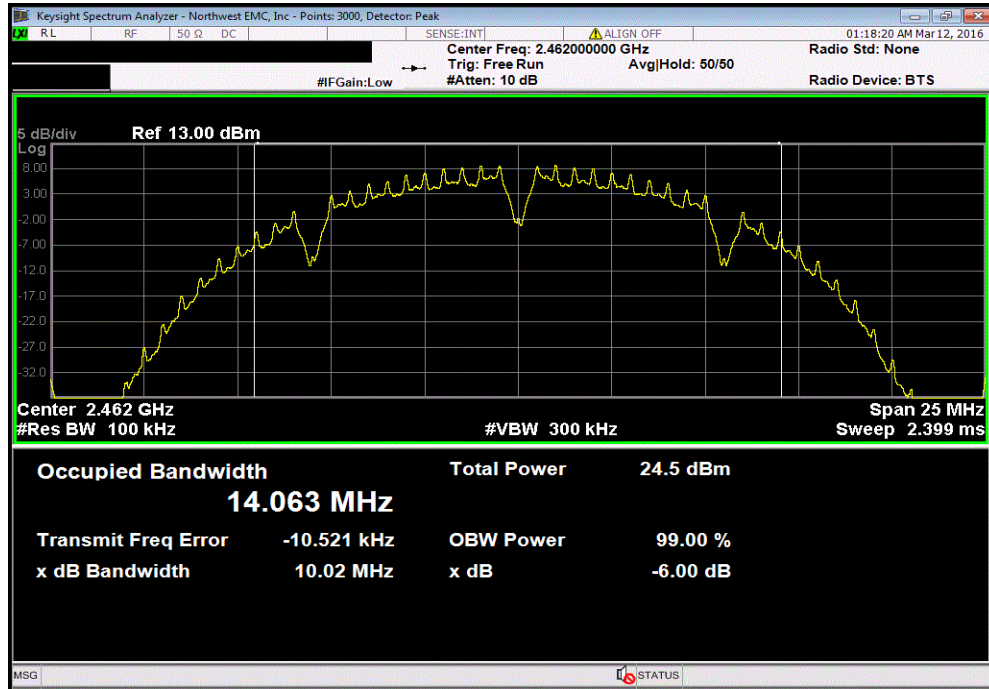
2400 MHz - 2483.5 MHz Band, 802.11(b) 1 Mbps, Mid Channel 6, 2437 MHz

	Value	Limit	Result
	10.025 MHz	(>) 500 kHz	Pass

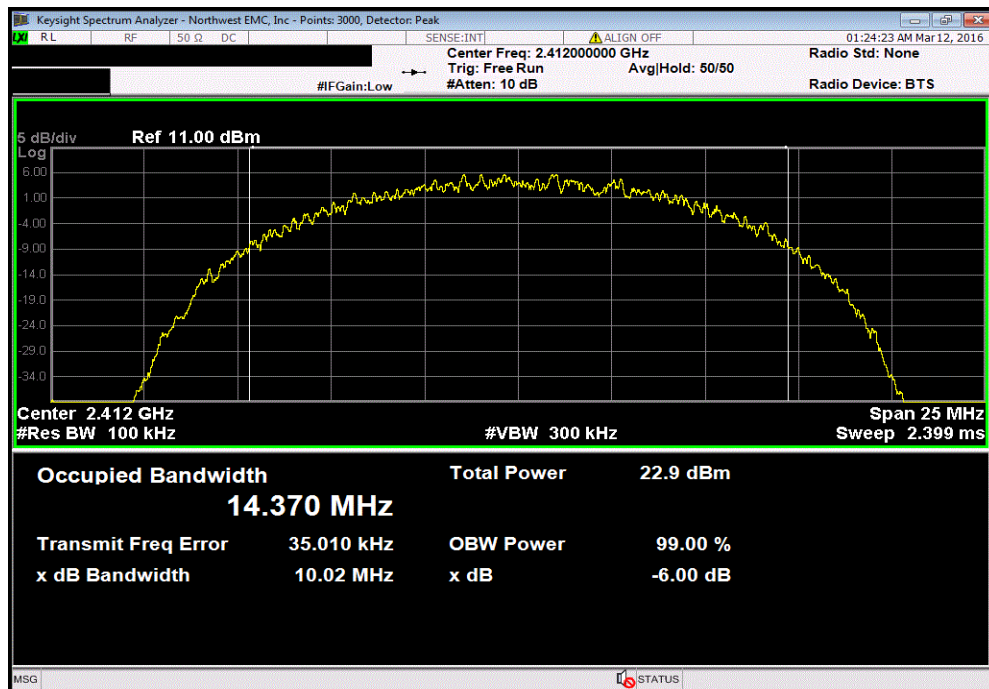


OCCUPIED BANDWIDTH

2400 MHz - 2483.5 MHz Band, 802.11(b) 1 Mbps, High Channel 11, 2462 MHz						
				Value	Limit	Result
				10.016 MHz	500 kHz	Pass



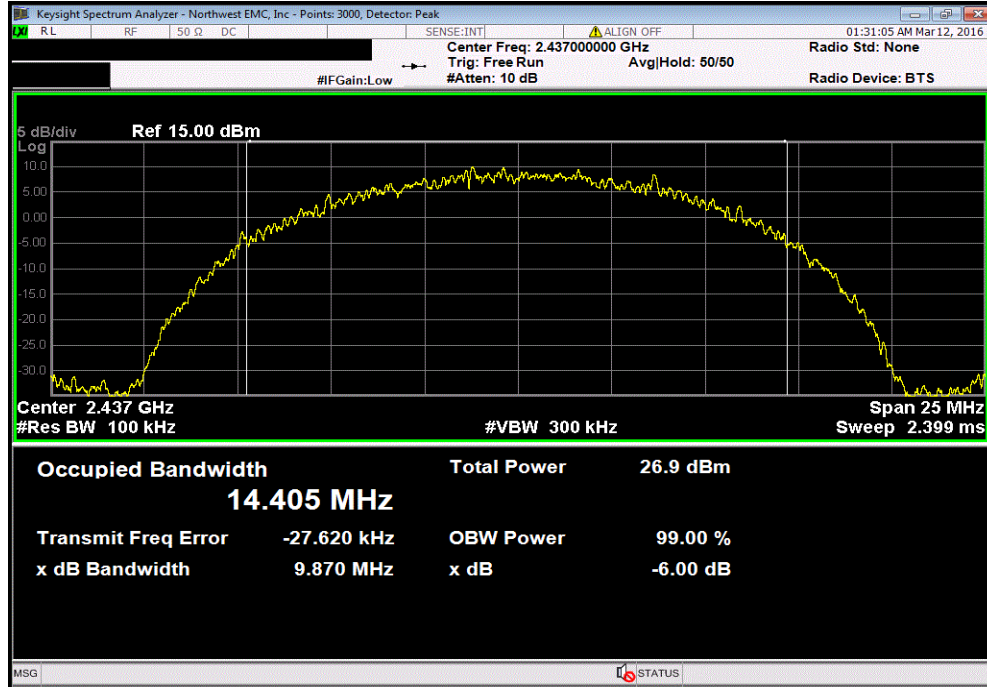
2400 MHz - 2483.5 MHz Band, 802.11(b) 11 Mbps, Low Channel 1, 2412 MHz						
				Value	Limit	Result
				10.017 MHz	500 kHz	Pass



OCCUPIED BANDWIDTH

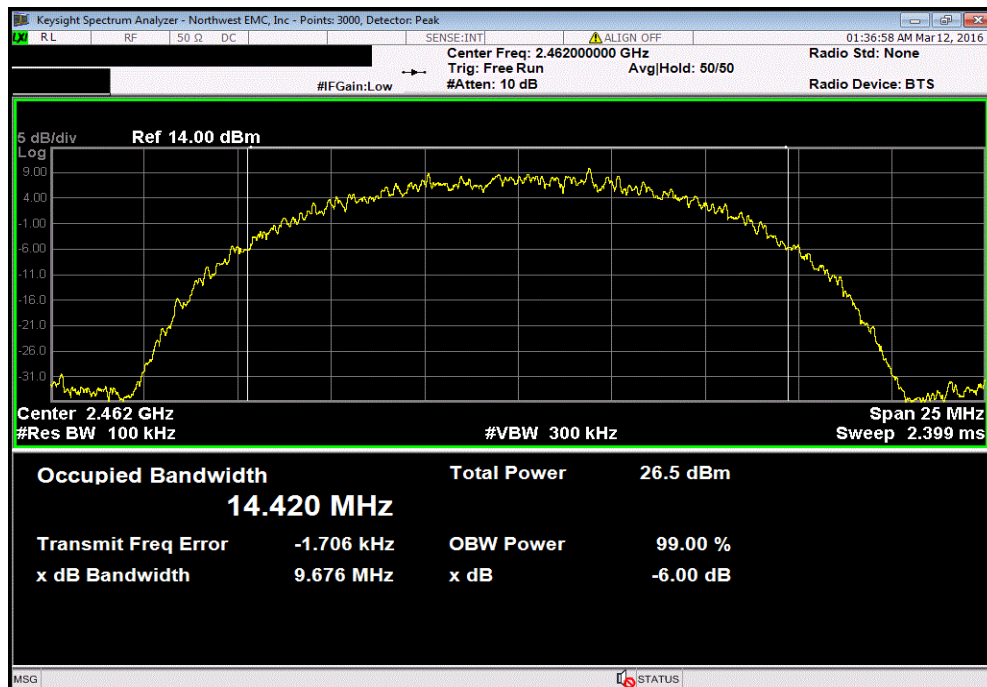
2400 MHz - 2483.5 MHz Band, 802.11(b) 11 Mbps, Mid Channel 6, 2437 MHz

	Value	Limit	Result
	9.87 MHz	(>) 500 kHz	Pass



2400 MHz - 2483.5 MHz Band, 802.11(b) 11 Mbps, High Channel 11, 2462 MHz

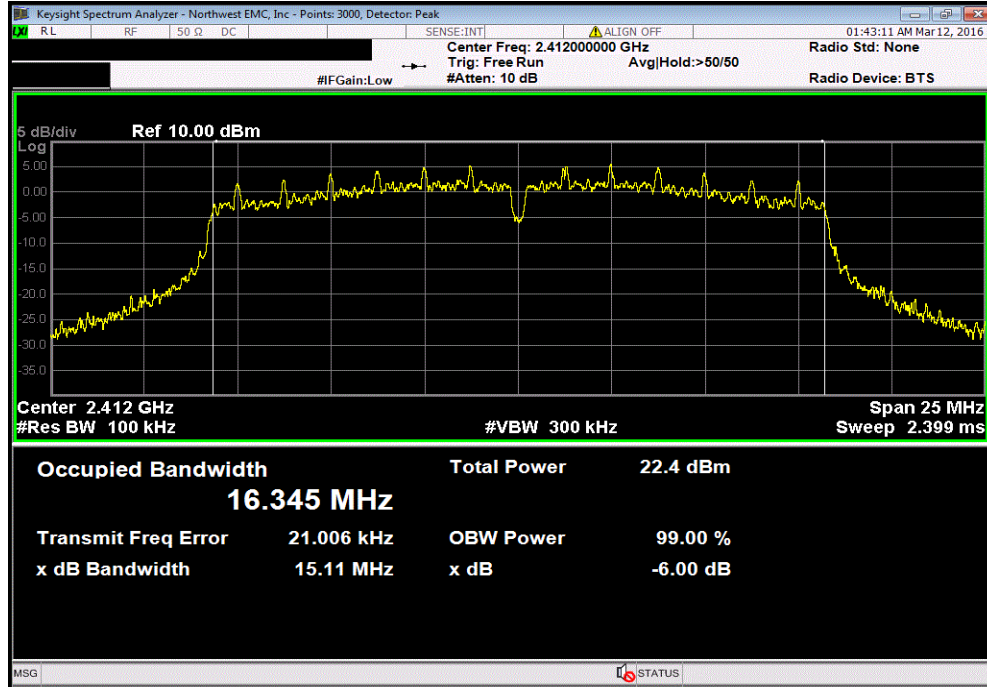
	Value	Limit	Result
	9.676 MHz	(>) 500 kHz	Pass



OCCUPIED BANDWIDTH

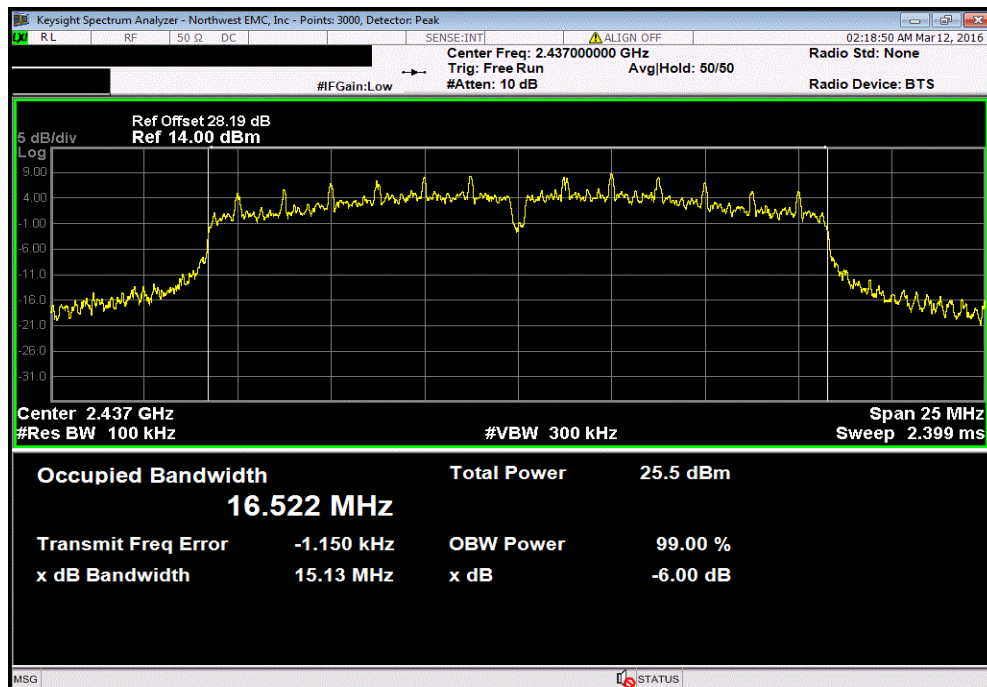
2400 MHz - 2483.5 MHz Band, 802.11(g) 6 Mbps, Low Channel 1, 2412 MHz

	Value	Limit	Result
	15.115 MHz	(>) 500 kHz	Pass



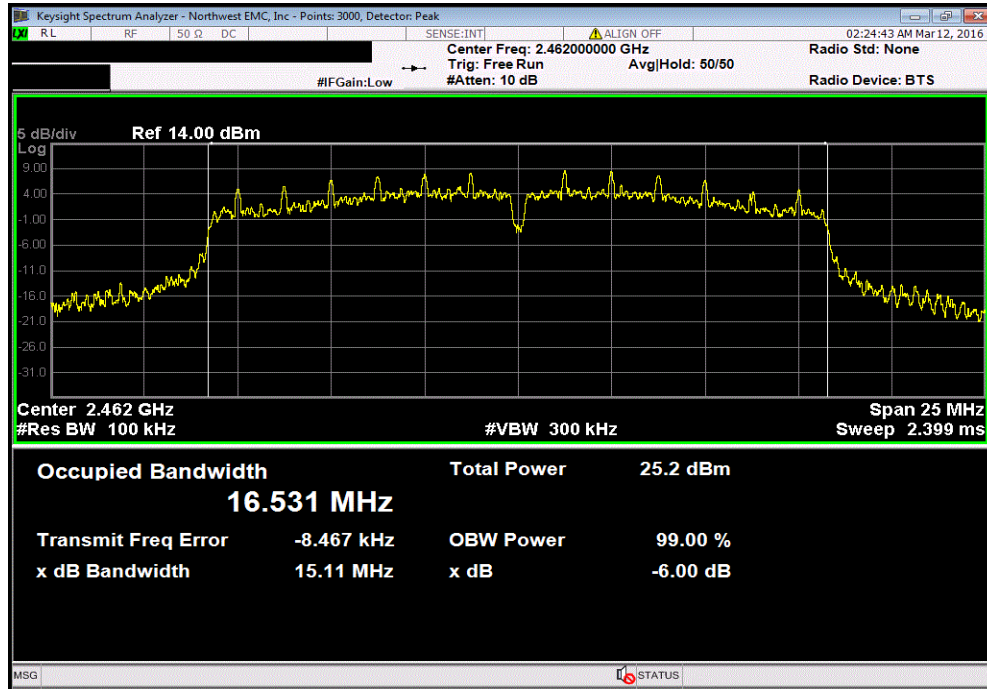
2400 MHz - 2483.5 MHz Band, 802.11(g) 6 Mbps, Mid Channel 6, 2437 MHz

	Value	Limit	Result
	15.131 MHz	(>) 500 kHz	Pass

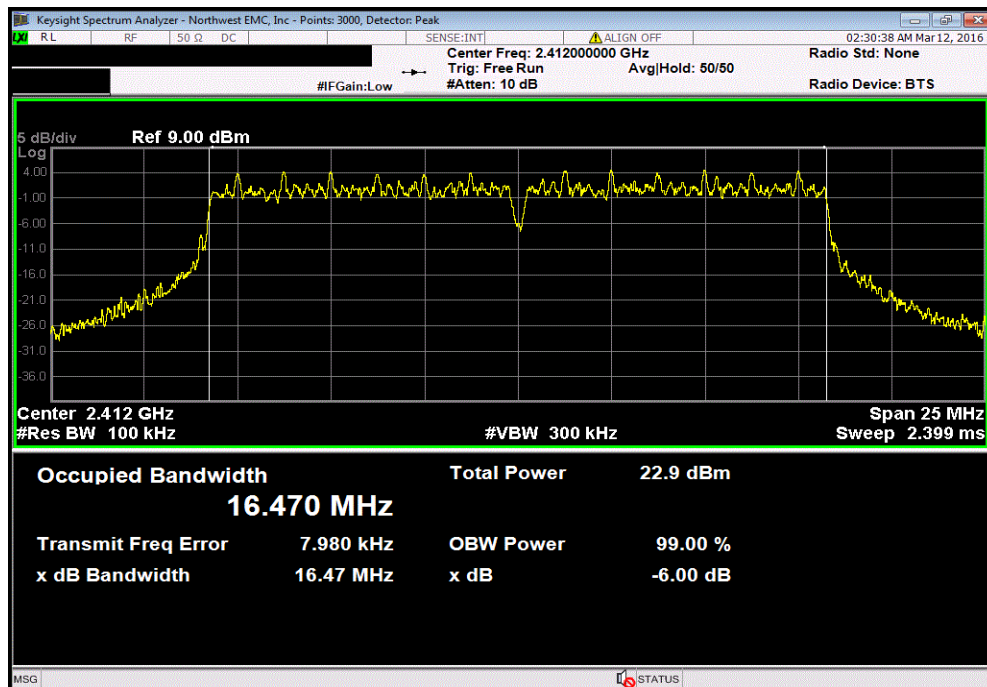


OCCUPIED BANDWIDTH

2400 MHz - 2483.5 MHz Band, 802.11(g) 6 Mbps, High Channel 11, 2462 MHz						
				Value	Limit	Result
				15.114 MHz	500 kHz	Pass

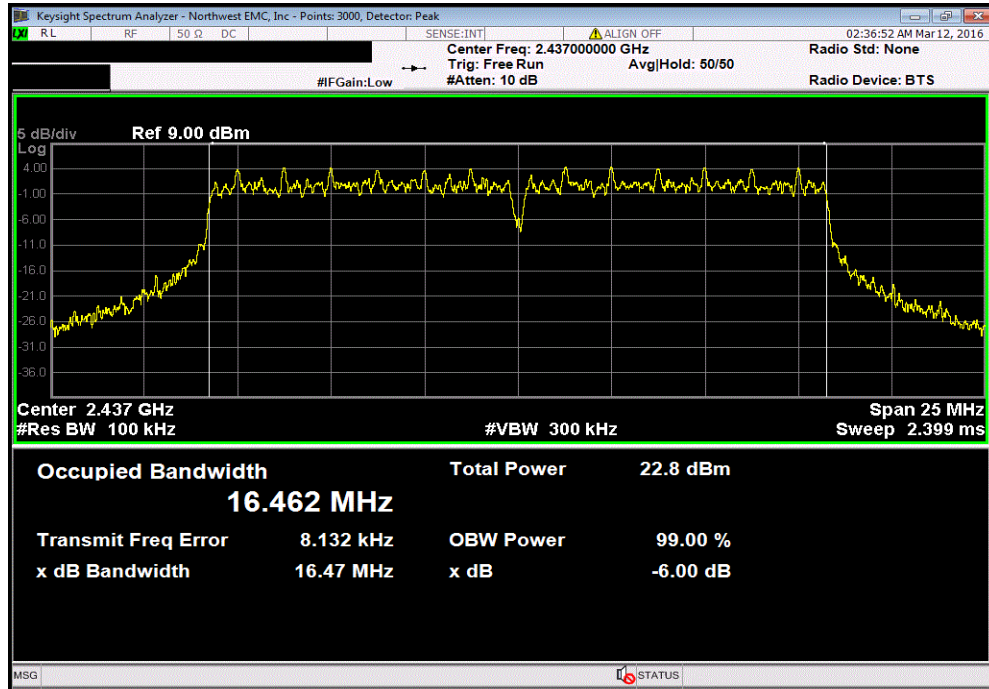


2400 MHz - 2483.5 MHz Band, 802.11(g) 36 Mbps, Low Channel 1, 2412 MHz						
				Value	Limit	Result
				16.474 MHz	500 kHz	Pass

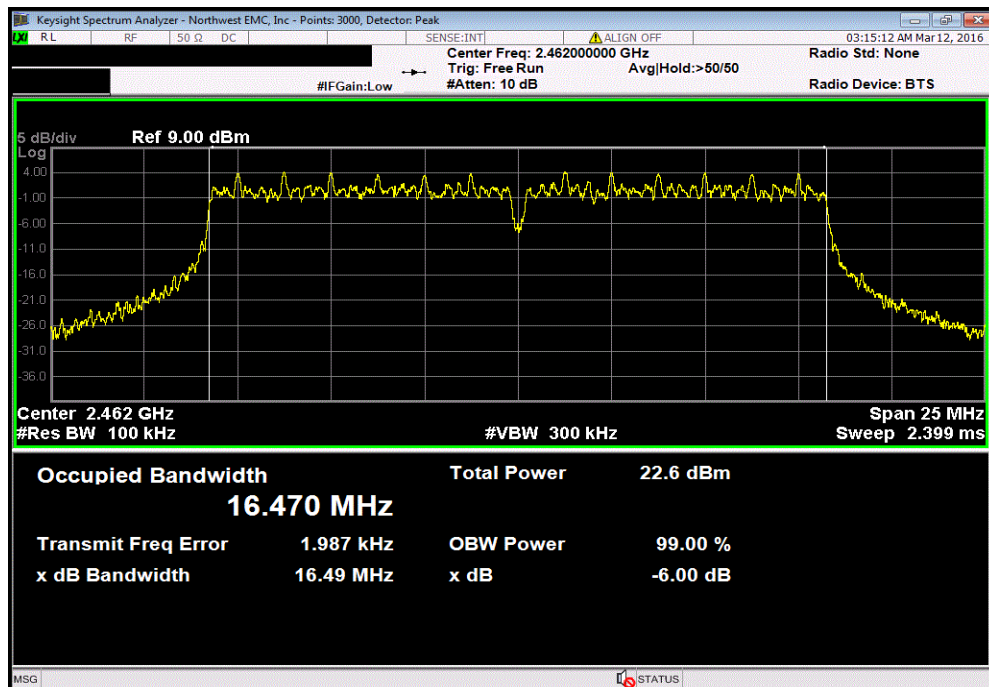


OCCUPIED BANDWIDTH

2400 MHz - 2483.5 MHz Band, 802.11(g) 36 Mbps, Mid Channel 6, 2437 MHz						
				Value	Limit	Result
				16.474 MHz	500 kHz	Pass

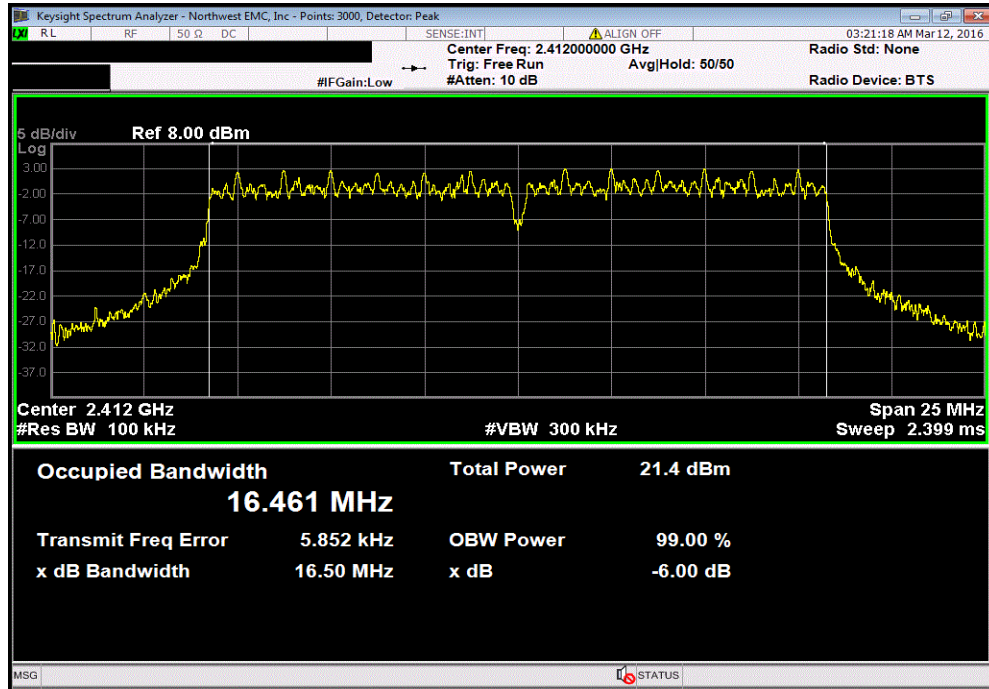


2400 MHz - 2483.5 MHz Band, 802.11(g) 36 Mbps, High Channel 11, 2462 MHz						
				Value	Limit	Result
				16.491 MHz	500 kHz	Pass

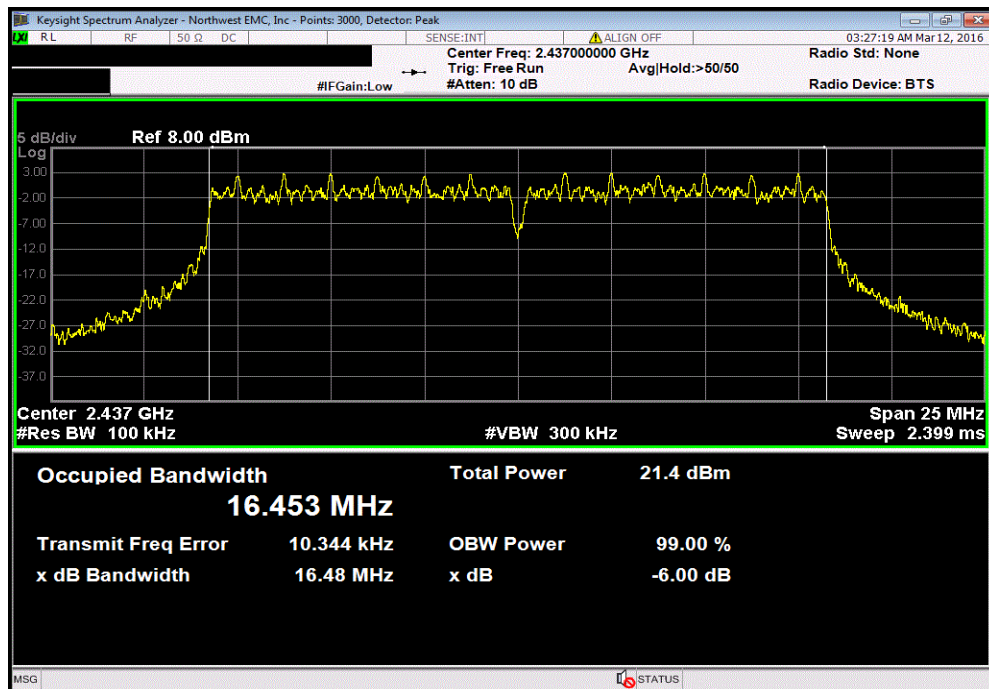


OCCUPIED BANDWIDTH

2400 MHz - 2483.5 MHz Band, 802.11(g) 54 Mbps, Low Channel 1, 2412 MHz						
				Value	Limit	Result
				16.496 MHz	500 kHz	Pass



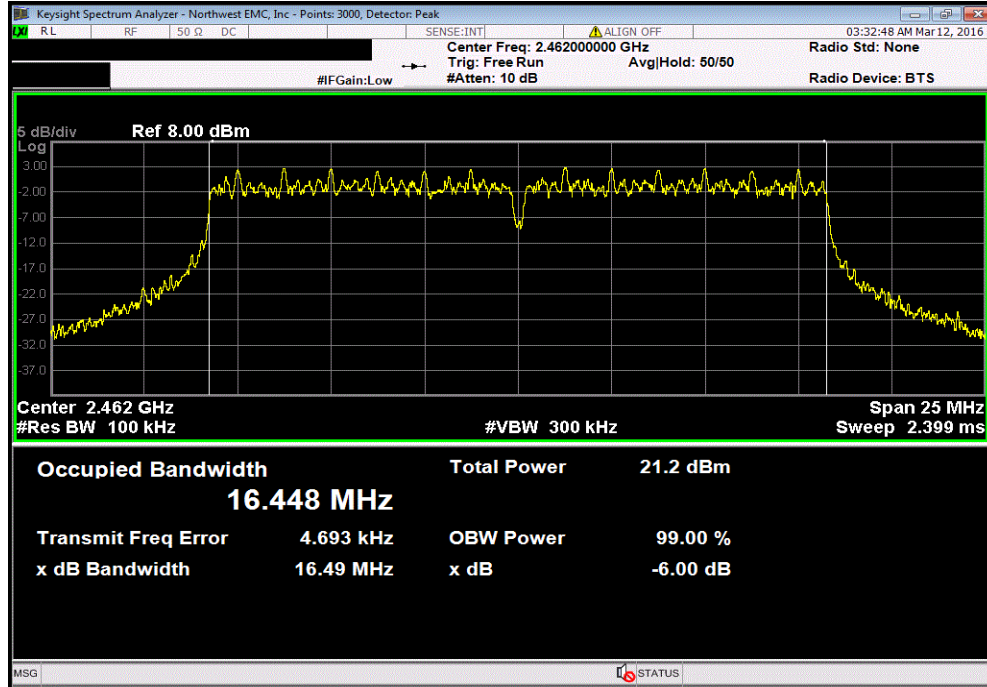
2400 MHz - 2483.5 MHz Band, 802.11(g) 54 Mbps, Mid Channel 6, 2437 MHz						
				Value	Limit	Result
				16.479 MHz	500 kHz	Pass



OCCUPIED BANDWIDTH

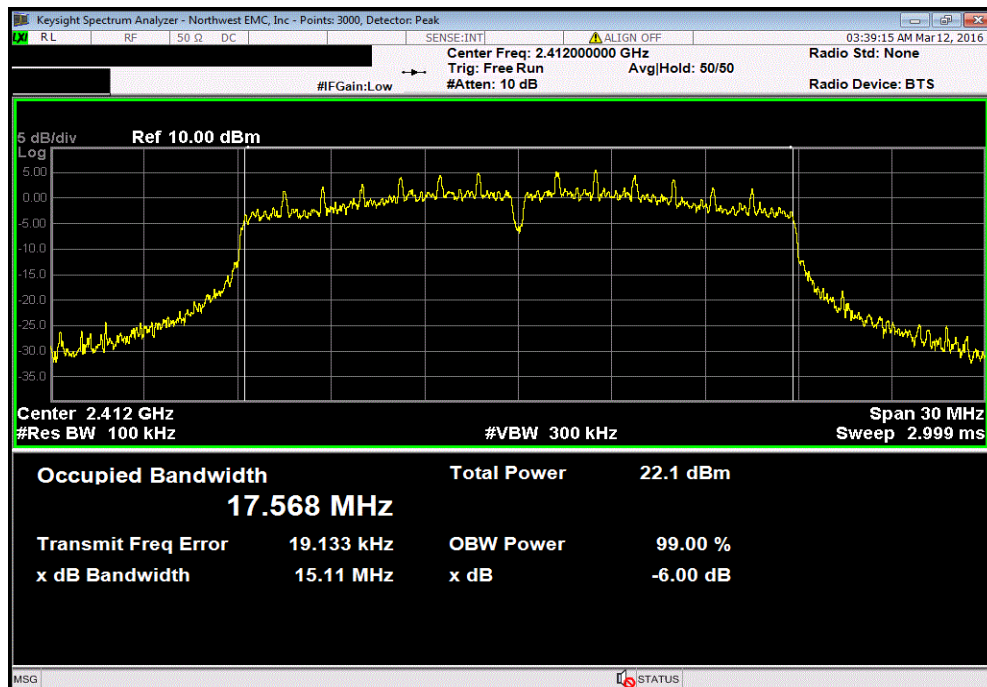
2400 MHz - 2483.5 MHz Band, 802.11(g) 54 Mbps, High Channel 11, 2462 MHz

				Value	Limit	Result
				16.49 MHz	500 kHz	Pass



2400 MHz - 2483.5 MHz Band, 802.11(n) MCS0, Low Channel 1, 2412 MHz

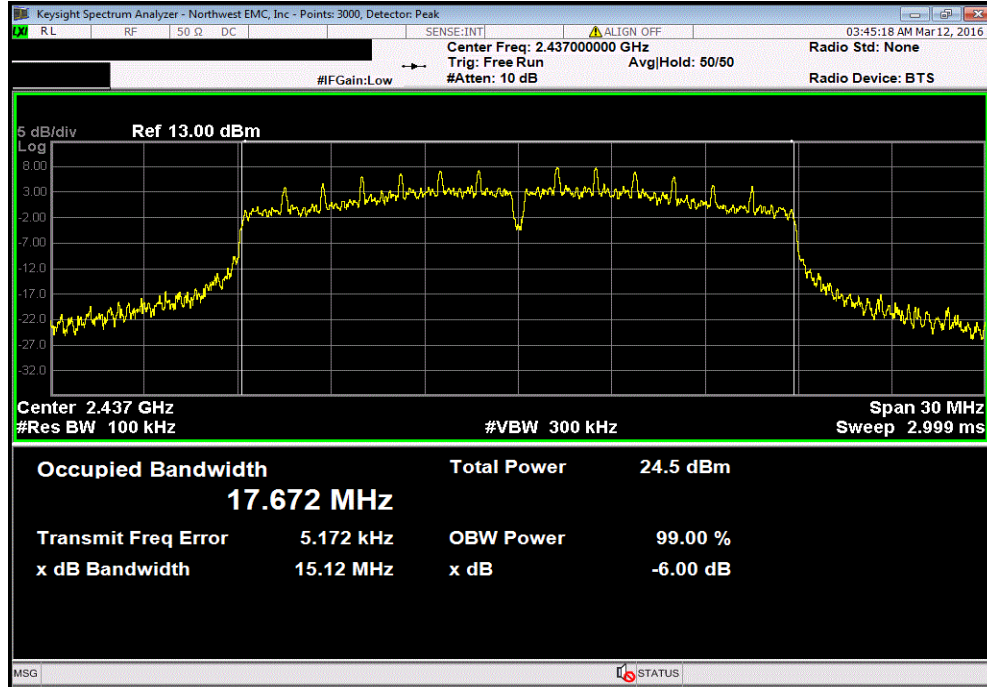
				Value	Limit	Result
				15.112 MHz	500 kHz	Pass



OCCUPIED BANDWIDTH

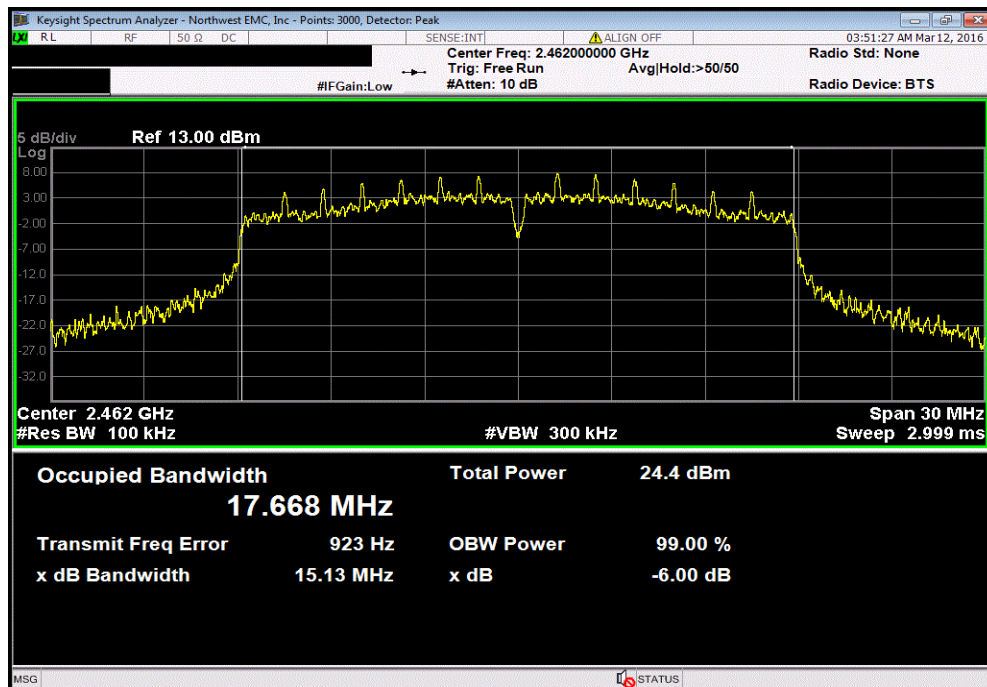
2400 MHz - 2483.5 MHz Band, 802.11(n) MCS0, Mid Channel 6, 2437 MHz

	Value	Limit	Result
	15.119 MHz	(>) 500 kHz	Pass



2400 MHz - 2483.5 MHz Band, 802.11(n) MCS0, High Channel 11, 2462 MHz

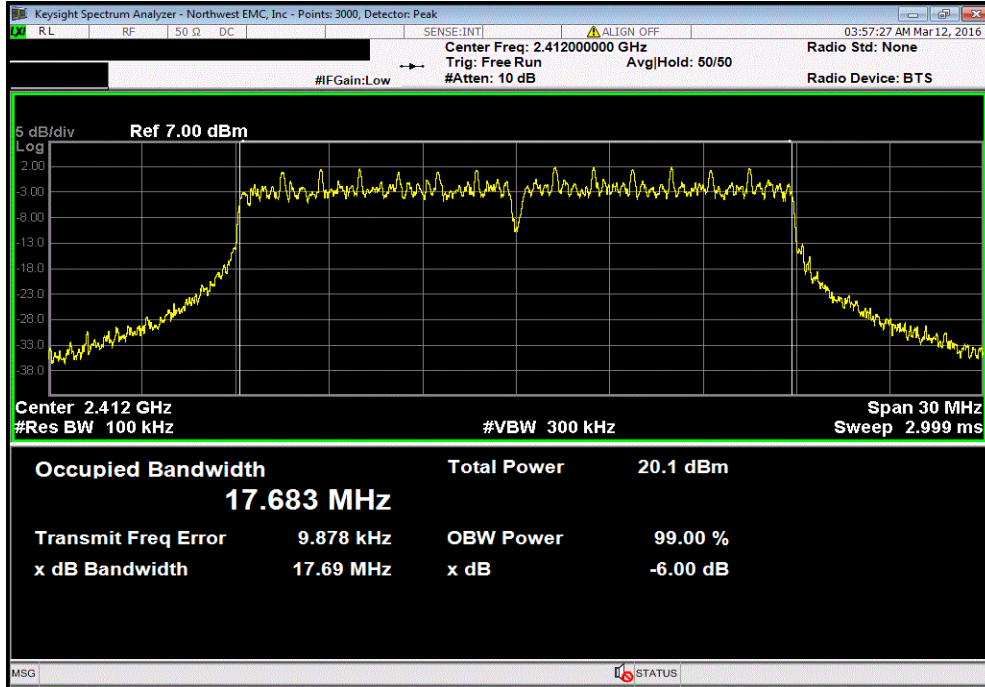
	Value	Limit	Result
	15.13 MHz	(>) 500 kHz	Pass



OCCUPIED BANDWIDTH

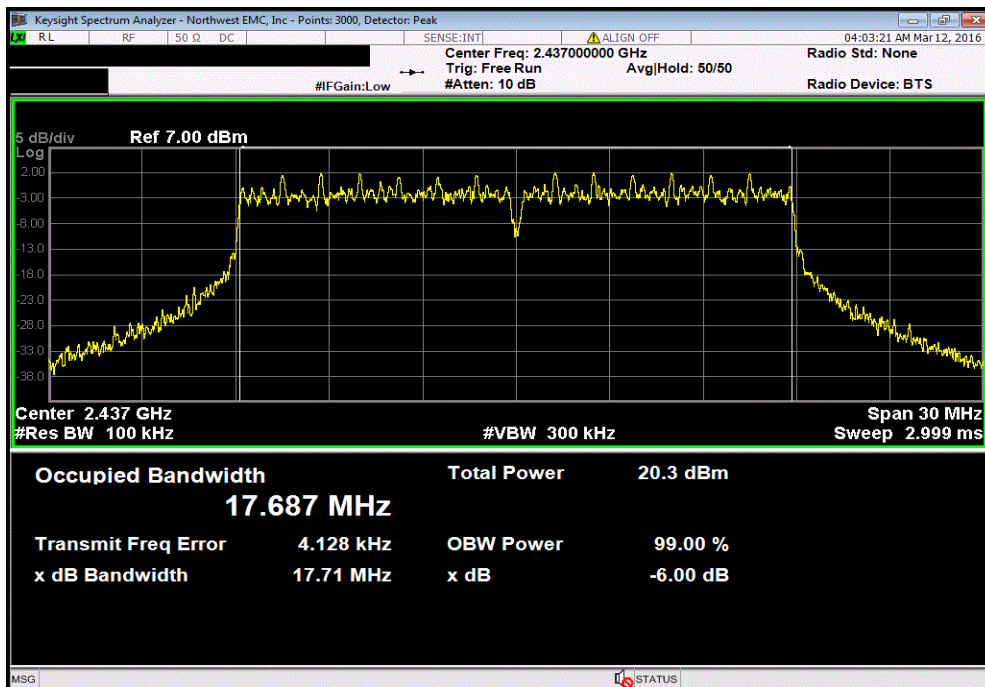
2400 MHz - 2483.5 MHz Band, 802.11(n) MCS7, Low Channel 1, 2412 MHz

	Value	Limit	Result
	17.691 MHz	(> 500 kHz)	Pass



2400 MHz - 2483.5 MHz Band, 802.11(n) MCS7, Mid Channel 6, 2437 MHz

	Value	Limit	Result
	17.706 MHz	(> 500 kHz)	Pass



OCCUPIED BANDWIDTH

2400 MHz - 2483.5 MHz Band, 802.11(n) MCS7, High Channel 11, 2462 MHz						
Value				Limit	Result	
17.711 MHz				500 kHz	Pass	

