



**SGS-CSTC Standards Technical Services Co., Ltd.**  
**Shenzhen Branch**

No. 1 Workshop, M-10, Middle section, Science & Technology Park,

Shenzhen, Guangdong, China 518057

Telephone: +86 (0) 755 2601 2053

Fax: +86 (0) 755 2671 0594

Email: ee.shenzhen@sgs.com

Report No.: SZEM161101010302

Page: 1 of 14

## Human Exposure Report

**Application No.:** SZEM1611010103CR  
**Applicant:** Zmodo Technology Shenzhen Corp., Ltd.  
**Address of Applicant:** 25/F, Office Tower A, Financial Technology Building, 11 Keyuan Road, Nanshan District, Shenzhen, China  
**Manufacturer/ Factory:** Zmodo Technology Shenzhen Corp., Ltd.  
**Address of Manufacturer/ Factory:** 25/F, Office Tower A, Financial Technology Building, 11 Keyuan Road, Nanshan District, Shenzhen, China  
**Equipment Under Test (EUT):**  
**EUT Name:** Charging pad  
**Model No.:** SA-H0001, SA-HXXXX(The X is variables, X=0 TO 9) ♣  
♣ Please refer to section 3.2 of this report which indicates which model was actually tested and which were electrically identical.  
**FCC ID:** ZK8-H0001  
**Standards:** 47 CFR PART 1, Subpart I, Section 1.1310  
**Date of Receipt:** 2016-11-28  
**Date of Test:** 2016-12-09 to 2016-12-10  
**Date of Issue:** 2016-12-13

<b>Test Result :</b>	<b>Pass*</b>
----------------------	--------------

\* In the configuration tested, the EUT detailed in this report complied with the standards specified above.

Authorized Signature:



Jack Zhang  
EMC Laboratory Manager

The manufacturer should ensure that all products in series production are in conformity with the product sample detailed in this report. If the product in this report is used in any configuration other than that detailed in the report, the manufacturer must ensure the new system complies with all relevant standards. Any mention of SGS International Electrical Approvals or testing done by SGS International Electrical Approvals in connection with, distribution or use of the product described in this report must be approved by SGS International Electrical Approvals in writing.

The report must not be used by the client to claim product certification, approval, or endorsement by NVLAP, NIST, or any agency of the federal government. All test results in this report can be traceable to National or International Standards.

This document is issued by the Company subject to its General Conditions of Service printed overleaf, available on request or accessible at <http://www.sgs.com/en/Terms-and-Conditions.aspx> and, for electronic format documents, subject to Terms and Conditions for Electronic Documents at <http://www.sgs.com/en/Terms-and-Conditions/Terms-e-Documents.aspx>. Attention is drawn to the limitation of liability, indemnification and jurisdiction issues defined therein. Any holder of this document is advised that information contained hereon reflects the Company's findings at the time of its intervention only and within the limits of Client's instructions, if any. The Company's sole responsibility is to its Client and this document does not exonerate parties to a transaction from exercising all their rights and obligations under the transaction documents. This document cannot be reproduced except in full, without prior written approval of the Company. Any unauthorized alteration, forgery or falsification of the content or appearance of this document is unlawful and offenders may be prosecuted to the fullest extent of the law. Unless otherwise stated the results shown in this test report refer only to the sample(s) tested and such sample(s) are retained for 30 days only.



**SGS-CSTC Standards Technical Services Co., Ltd.**  
**Shenzhen Branch**

Report No.: SZEM161101010302  
Page: 2 of 14

## 2 Contents

	Page
<b>1 COVER PAGE .....</b>	<b>1</b>
<b>2 CONTENTS .....</b>	<b>2</b>
<b>3 GENERAL INFORMATION.....</b>	<b>3</b>
3.1 DETAILS OF E.U.T. ....	3
3.2 DESCRIPTION OF SUPPORT UNITS.....	3
3.3 TEST LOCATION .....	4
3.4 TEST FACILITY .....	4
3.5 DEVIATION FROM STANDARDS.....	4
3.6 ABNORMALITIES FROM STANDARD CONDITIONS .....	4
<b>4 EQUIPMENTS USED DURING TEST .....</b>	<b>5</b>
<b>5 TEST RESULTS .....</b>	<b>6</b>
5.1 RF EXPOSURE TEST .....	6
5.1.1 E.U.T. Operation.....	6
Operating Environment:.....	6
EUT Operation:.....	6
5.1.2 Measurement Data .....	7
<b>6 PHOTOGRAPHS.....</b>	<b>9</b>
6.1 TEST PHOTOS .....	9
6.2 EUT PHOTOS .....	14



**SGS-CSTC Standards Technical Services Co., Ltd.  
Shenzhen Branch**

Report No.: SZEM161101010302  
Page: 3 of 14

### 3 General Information

#### 3.1 Details of E.U.T.

Power Supply: DC 5V from USB port  
Adapter: Model: G0926U-050-200  
Input: 100-240V, 50/60Hz, 0.5A  
Output: DC 5V, 2A  
Operation frequency: 110-205kHz  
DC cable: 148cm unshielded

#### 3.2 Description of Support Units

The EUT has been tested with associated equipment below.

Description	Manufacturer	Model No.	Serial No.
DC Electronic load	Provided by Client	N/A	N/A
Mobile phone	Apple	A1700	N/A

Remark:

Model No.: SA-H0001, SA-HXXXX(The X is variables, X=0 TO 9)

Only the model SA-H0001 was tested, since the electrical circuit design, layout, components used and internal wiring were identical for all above models, only different on model name and color.



## SGS-CSTC Standards Technical Services Co., Ltd. Shenzhen Branch

Report No.: SZEM161101010302  
Page: 4 of 14

### 3.3 Test Location

All tests were performed at:

SGS-CSTC Standards Technical Services Co., Ltd., Shenzhen Branch,

No. 1 Workshop, M-10, Middle section, Science & Technology Park, Shenzhen, Guangdong, China  
518057.

Tel: +86 755 2601 2053 Fax: +86 755 2671 0594

No tests were sub-contracted.

### 3.4 Test Facility

The test facility is recognized, certified, or accredited by the following organizations:

- **CNAS (No. CNAS L2929)**

CNAS has accredited SGS-CSTC Standards Technical Services Co., Ltd. Shenzhen Branch EMC Lab to ISO/IEC 17025:2005 General Requirements for the Competence of Testing and Calibration Laboratories (CNAS-CL01 Accreditation Criteria for the Competence of Testing and Calibration Laboratories) for the competence in the field of testing.

- **A2LA (Certificate No. 3816.01)**

SGS-CSTC Standards Technical Services Co., Ltd., Shenzhen EMC Laboratory is accredited by the American Association for Laboratory Accreditation (A2LA). Certificate No. 3816.01.

- **VCCI**

The 10m Semi-anechoic chamber and Shielded Room of SGS-CSTC Standards Technical Services Co., Ltd. have been registered in accordance with the Regulations for Voluntary Control Measures with Registration No.: G-823, R-4188, T-1153 and C-2383 respectively.

- **FCC – Registration No.: 556682**

SGS-CSTC Standards Technical Services Co., Ltd., Shenzhen EMC Laboratory has been registered and fully described in a report filed with the (FCC) Federal Communications Commission. The acceptance letter from the FCC is maintained in our files. Registration No.: 556682.

- **Industry Canada (IC)**

Two 3m Semi-anechoic chambers and the 10m Semi-anechoic chamber of SGS-CSTC Standards Technical Services Co., Ltd. Shenzhen Branch EMC Lab have been registered by Certification and Engineering Bureau of Industry Canada for radio equipment testing with Registration No.: 4620C-1, 4620C-2, 4620C-3.

### 3.5 Deviation from Standards

None.

### 3.6 Abnormalities from Standard Conditions

None.



**SGS-CSTC Standards Technical Services Co., Ltd.**  
**Shenzhen Branch**

Report No.: SZEM161101010302

Page: 5 of 14

## 4 Equipments Used during Test

Item	Test Equipment	Manufacturer	Model No.	Inventory No.	Cal. Due date (yyyy-mm-dd)
1	3m Semi-Anechoic Chamber	ETS-LINDGREN	N/A	SEL0017	2017-06-10
2	Electric Field Meter	Schaffner	EMC20	EMC068	2017-03-27
3	DC Electronic Load	PRODIGIT	3302F	30802F00533	2017-12-05
4	Mobile phone	Apple	A1700	N/A	N/A



**SGS-CSTC Standards Technical Services Co., Ltd.**  
**Shenzhen Branch**

Report No.: SZEM161101010302  
Page: 6 of 14

## 5 Test Results

### 5.1 RF Exposure test

Test Requirement: 47 CFR PART 1, Subpart I, Section 1.1310  
Measurement Distance: 10cm  
Test voltage: AC120V, 60Hz  
Limit:

Frequency range (MHz)	Electric field strength (V/m)	Magnetic field strength (A/m)	Power density (mW/cm <sup>2</sup> )	Averaging time (minutes)
<b>(A) Limits for Occupational/Controlled Exposures</b>				
0.3-3.0	614	1.63	*(100)	6
3.0-30	1842/f	4.89/f	*(900/f <sup>2</sup> )	6
30-300	61.4	0.163	1.0	6
300-1500	/	/	f/300	6
1500-100,000	/	/	5	6
<b>(B) Limits for General Population/Uncontrolled Exposure</b>				
0.3-1.34	614	1.63	*(100)	30
1.34-30	824/f	2.19/f	*(180/f <sup>2</sup> )	30
30-300	27.5	0.073	0.2	30
300-1500	/	/	f/1500	30
1500-100,000	/	/	1.0	30
F=frequency in MHz *=Plane-wave equivalent power density RF exposure compliance will need to be determined with respect to 1.1307(c) and (d) of the FCC rules. The emissions should be within the limits at 300kHz in Table 1 of 1.1310(use the 300kHz limits for 150kHz:614V/m,1.63A/m).				

#### 5.1.1 E.U.T. Operation

##### Operating Environment:

Temperature: 25.0 °C      Humidity: 52 % RH      Atmospheric Pressure: 1015 mbar

##### EUT Operation:

This device has been tested the worst status of full load and the device has been tested with mobile phone at zero charge, intermediate charge, and full charge.



**SGS-CSTC Standards Technical Services Co., Ltd.**  
**Shenzhen Branch**

Report No.: SZEM161101010302  
Page: 7 of 14

**5.1.2 Measurement Data**

**1: Output Voltage=DC 5V; The max output power =5W;Calculation of resistor value=5Ω**

**Electric Field Emissions**

Test Position	Test Distance (cm)	Probe Measure Result (V/m)	Limit (V/m)	30% Limit (V/m)
Side 1	10	7.25	614	184.2
Side 2	10	7.33	614	184.2
Side 3	10	7.71	614	184.2
Side 4	10	7.50	614	184.2
Top	10	8.21	614	184.2
Bottom	10	7.27	614	184.2

**Magnetic Field Emissions**

Test Position	Test Distance (cm)	Probe Measure Result (A/m)	Limit (A/m)	30% Limit (A/m)
Side 1	10	0.0811	1.63	0.489
Side 2	10	0.0827	1.63	0.489
Side 3	10	0.0879	1.63	0.489
Side 4	10	0.0822	1.63	0.489
Top	10	0.1066	1.63	0.489
Bottom	10	0.0693	1.63	0.489



**SGS-CSTC Standards Technical Services Co., Ltd.**  
**Shenzhen Branch**

Report No.: SZEM161101010302

Page: 8 of 14

**2:Mobile phone has been charge at zero charge, intermediate charge, and full charge.**

**Electric Field Emissions**

Test Position	Test Distance (cm)	Probe Measure Result(V/m)			Limit(V/m)/
		zero charge	intermediate charge	full charge	30%Limit(V/m)
Side 1	10	3.55	4.88	3.92	614
Side 2	10	3.49	4.74	3.88	614
Side 3	10	4.28	4.80	4.52	614
Side 4	10	3.61	3.27	3.89	614
Top	10	5.03	5.03	5.05	614
Bottom	10	2.99	2.91	2.99	614

**Magnetic Field Emissions**

Test Position	Test Distance (cm)	Probe Measure Result(A/m)			Limit(A/m)/
		zero charge	intermediate charge	full charge	30%Limit(A/m)
Side 1	10	0.0167	0.0191	0.0195	1.63
Side 2	10	0.0185	0.0182	0.0184	1.63
Side 3	10	0.0199	0.0155	0.0211	1.63
Side 4	10	0.0184	0.0162	0.0192	1.63
Top	10	0.0266	0.0274	0.0344	1.63
Bottom	10	0.0179	0.0191	0.0187	1.63




## 6 Photographs

### 6.1 Test photos


Test Model No.: SA-H0001

Test with full load

Side 1




Side 2




Side 3




Side 4



Top



Bottom





**Test with mobile phone at zero charge,intermediate charge,full charge**

Side 1



Side 2




Side 3




Side 4



Top



Bottom



## 6.2 EUT photos

Refer to Report No. SZEM161101010301 for EUT internal and external photos.