



STC Test Report

Date: 2011-08-20

Page 1 of 64

No.: MH185439

Applicant (C00676): Shenzhen Shenchuang Electronics Co., Ltd.
7th Floor, West Tower, Hengfang Laobing Industrial Park,
Xingye Road, Xixiang Town, Baoan District, Shenzhen,
China

Manufacturer: Shenzhen Shenchuang Electronics Co., Ltd.
7th Floor, West Tower, Hengfang Laobing Industrial Park,
Xingye Road, Xixiang Town, Baoan District, Shenzhen,
China

Description of Sample(s): Submitted sample(s) said to be
Product: TV BOX
Brand Name: N/A
Model Number: T10
FCC ID: ZIET10

Date Sample(s) Received: 2011-07-05

Date Tested: 2011-07-06 to 2011-08-07

Investigation Requested: Perform ElectroMagnetic Interference measurement in
accordance with FCC 47CFR [Codes of Federal Regulations]
Part 15: 2010 and ANSI C63.4:2009 for FCC Certification.

Conclusion(s): The submitted product COMPLIED with the requirements of
Federal Communications Commission [FCC] Rules and
Regulations Part 15. The tests were performed in accordance
with the standards described above and on Section 2.2 in this
Test Report.

Remark(s): ---



Dr. LEE Kam Chuen
Authorized Signatory
ElectroMagnetic Compatibility Department
For and on behalf of
The Hong Kong Standards and Testing Centre Ltd.

The Hong Kong Standards and Testing Centre Ltd.

10 Dai Wang Street, Taipo Industrial Estate, N.T., Hong Kong
Tel: (852) 2666 1888 Fax: (852) 2664 4353 E-mail: hkstc@hkstc.org Homepage: www.stc-group.org

This report shall not be reproduced unless with prior written approval from The Hong Kong Standards and Testing Centre Ltd.
For Conditions of Issuance of this test report, please refer to the overleaf or Homepage

Please refer to the original test report as this e-report is for reference only!



STC Test Report

Date: 2011-08-20

Page 2 of 64

No.: MH185439

CONTENT:

Cover	Page 1 of 64	
Content	Page 2-3 of 64	
<u>1.0</u>	<u>General Details</u>	
1.1	Test Laboratory	Page 2 of 64
1.2	Applicant Details	Page 3 of 64
	Applicant	
	Manufacturer	
1.3	Equipment Under Test [EUT]	Page 4 of 64
	Description of EUT operation	
1.4	Date of Order	Page 4 of 64
1.5	Submitted Sample(s)	Page 4 of 64
1.6	Test Duration	Page 4 of 64
1.7	Country of Origin	Page 4 of 64
<u>2.0</u>	<u>Technical Details</u>	
2.1	Investigations Requested	Page 5 of 64
2.2	Test Standards and Results Summary	Page 5 of 64
<u>3.0</u>	<u>Test Results</u>	
3.1	Emission	Page 6 – 59 of 64

The Hong Kong Standards and Testing Centre Ltd.

10 Dai Wang Street, Taipo Industrial Estate, N.T., Hong Kong
Tel: (852) 2666 1888 Fax: (852) 2664 4353 E-mail: hkstc@hkstc.org Homepage: www.stc-group.org

This report shall not be reproduced unless with prior written approval from The Hong Kong Standards and Testing Centre Ltd.
For Conditions of Issuance of this test report, please refer to the overleaf or Homepage

Please refer to the original test report as this e-report is for reference only!



STC Test Report

Date: 2011-08-20

No.: MH185439

Page 3 of 64

Appendix A

List of Measurement Equipment

Page 60 of 64

Appendix B

Ancillary Equipment

Page 61 of 64

Appendix C

Photographs

Page 62-64 of 64

The Hong Kong Standards and Testing Centre Ltd.

10 Dai Wang Street, Taipo Industrial Estate, N.T., Hong Kong
Tel: (852) 2666 1888 Fax: (852) 2664 4353 E-mail: hkstc@hkstc.org Homepage: www.stc-group.org

This report shall not be reproduced unless with prior written approval from The Hong Kong Standards and Testing Centre Ltd.
For Conditions of Issuance of this test report, please refer to the overleaf or Homepage

Please refer to the original test report as this e-report is for reference only!



STC Test Report

Date: 2011-08-20

Page 4 of 64

No.: MH185439

1.0 General Details

1.1 Test Laboratory

The Hong Kong Standards and Testing Centre Ltd.
EMC Laboratory
10 Dai Wang Street, Taipo Industrial Estate
New Territories, Hong Kong

1.2 Equipment Under Test [EUT] Description of Sample(s)

Product: TV BOX
Manufacturer: Shenzhen Shenchuang Electronics Co., Ltd.
Brand Name: N/A
Model Number: T10
Rating: 9.0Vd.c. with Jack
The AC/DC adapter was provided by the applicant with following details:
Brand name: N/A; Model no.GP303E-090-200; Input: 100-240Va.c. 50/60Hz 0.8A;
Output: 9.0Vd.c. 2A.

1.3 Description of EUT Operation

The Equipment Under Test (EUT) is a Shenzhen Shenchuang Electronics Co., Ltd.
TV BOX. the transmission signal is digital modulated with channel frequency range 2412-2462MHz. The measurement were conducted at different modulation and data rate, the test results shown in this test report is based on the worst case of the initial investigation. During the test, the EUT connected USB flash drive & USB keyboard & USB mouse / TV, and communication with 2.4GHz Controller.

1.4 Date of Order

2011-07-05

1.5 Submitted Sample(s):

1 Sample

1.6 Test Duration

2011-07-06 to 2011-08-05

1.7 Country of Origin

China

The Hong Kong Standards and Testing Centre Ltd.

10 Dai Wang Street, Taipo Industrial Estate, N.T., Hong Kong
Tel: (852) 2666 1888 Fax: (852) 2664 4353 E-mail: hkstc@hkstc.org Homepage: www.stc-group.org

This report shall not be reproduced unless with prior written approval from The Hong Kong Standards and Testing Centre Ltd.
For Conditions of Issuance of this test report, please refer to the overleaf or Homepage

Please refer to the original test report as this e-report is for reference only!



STC Test Report

Date: 2011-08-20

Page 5 of 64

No.: MH185439

2.0 Technical Details

2.1 Investigations Requested

Perform Electromagnetic Interference measurements in accordance with FCC 47CFR [Codes of Federal Regulations] Part 15: 2010 Regulations and ANSI C63.4:2009 for FCC Certification.

2.2 Test Standards and Results Summary Tables

EMISSION Results Summary						
Test Condition	Test Requirement	Test Method	Class / Severity	Test Result		
				Pass	Fail	N/A
Output Power of Fundamental Emissions	FCC 47CFR 15.247(b)(3)	ANSI C63.4:2009	N/A	<input checked="" type="checkbox"/>	<input type="checkbox"/>	<input type="checkbox"/>
Radiated Emissions	FCC 47CFR 15.209	ANSI C63.4:2009	N/A	<input checked="" type="checkbox"/>	<input type="checkbox"/>	<input type="checkbox"/>
Conducted Emissions	FCC 47CFR 15.207	ANSI C63.4:2009	N/A	<input checked="" type="checkbox"/>	<input type="checkbox"/>	<input type="checkbox"/>
Power Spectral Density	FCC 47CFR 15.247(e)	N/A	N/A	<input checked="" type="checkbox"/>	<input type="checkbox"/>	<input type="checkbox"/>
Bandwidth	FCC 47CFR 15.247(a)(2)	N/A	N/A	<input checked="" type="checkbox"/>	<input type="checkbox"/>	<input type="checkbox"/>
Band Edge Emissions	FCC 47CFR 15.247(d)	N/A	N/A	<input checked="" type="checkbox"/>	<input type="checkbox"/>	<input type="checkbox"/>
RF Exposure	FCC 47CFR 15.247(b)(5)	N/A	N/A	<input checked="" type="checkbox"/>	<input type="checkbox"/>	<input type="checkbox"/>
Antenna requirement	FCC 47CFR 15.203	N/A	N/A	<input checked="" type="checkbox"/>	<input type="checkbox"/>	<input type="checkbox"/>

Note: N/A - Not Applicable

The Hong Kong Standards and Testing Centre Ltd.

10 Dai Wang Street, Taipo Industrial Estate, N.T., Hong Kong
Tel: (852) 2666 1888 Fax: (852) 2664 4353 E-mail: hkstc@hkstc.org Homepage: www.stc-group.org

This report shall not be reproduced unless with prior written approval from The Hong Kong Standards and Testing Centre Ltd.
For Conditions of Issuance of this test report, please refer to the overleaf or Homepage

Please refer to the original test report as this e-report is for reference only!



STC Test Report

Date: 2011-08-20

Page 6 of 64

No.: MH185439

3.0 Test Results

3.1 Emission

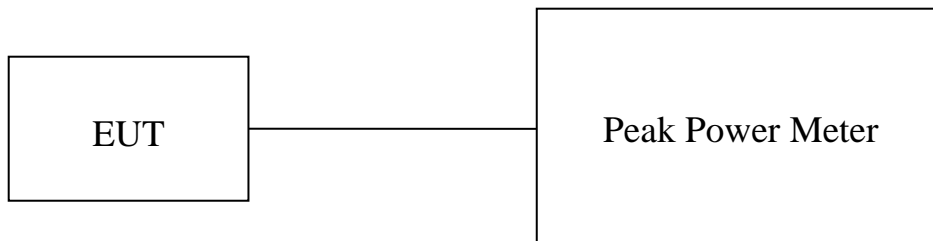
3.1.1 Maximum Peak Output Power

Test Requirement:	FCC 47CFR 15.247(b)(3)
Test Method:	N/A
Test Date:	2011-08-07
Mode of Operation:	WiFi mode

Test Method:

The RF output of the EUT was connected to the peak power meter. All the attenuation or cable loss will be added to the measured maximum output power. The results are recorded in mW.

Test Setup:



The Hong Kong Standards and Testing Centre Ltd.

10 Dai Wang Street, Taipo Industrial Estate, N.T., Hong Kong
Tel: (852) 2666 1888 Fax: (852) 2664 4353 E-mail: hkstc@hkstc.org Homepage: www.stc-group.org

This report shall not be reproduced unless with prior written approval from The Hong Kong Standards and Testing Centre Ltd.
For Conditions of Issuance of this test report, please refer to the overleaf or Homepage

Please refer to the original test report as this e-report is for reference only!



STC Test Report

Date: 2011-08-20

Page 7 of 64

No.: MH185439

Limits for Peak Output Power of Fundamental & Harmonics Emissions [FCC 47CFR 15.247]:

For Digital Transmission systems in 2400-2483.5 MHz Band: 1 Watt (1000mW)

Results of WiFi Mode 802.11 b, (Tx:2412MHz to 2462MHz) : Pass (TX Unit) Maximum conducted output power		
Channel	Frequency(MHz)	Output Power
Low	2412	8.38 mW
Middle	2437	7.74 mW
High	2462	8.13 mW

Results of WiFi Mode 802.11 g, (Tx:2412MHz to 2462MHz) : Pass (TX Unit) Maximum conducted output power		
Channel	Frequency(MHz)	Output Power
Low	2412	4.88 mW
Middle	2437	4.95 mW
High	2462	4.65 mW

Calculated measurement uncertainty	:	30MHz to 1GHz	5.1dB
		1GHz to 25GHz	5.1dB

The Hong Kong Standards and Testing Centre Ltd.

10 Dai Wang Street, Taipo Industrial Estate, N.T., Hong Kong
Tel: (852) 2666 1888 Fax: (852) 2664 4353 E-mail: hkstc@hkstc.org Homepage: www.stc-group.org

This report shall not be reproduced unless with prior written approval from The Hong Kong Standards and Testing Centre Ltd.
For Conditions of Issuance of this test report, please refer to the overleaf or Homepage

Please refer to the original test report as this e-report is for reference only!



STC Test Report

Date: 2011-08-20

Page 8 of 64

No.: MH185439

Limits for Peak Output Power of Fundamental & Harmonics Emissions [FCC 47CFR 15.247]:

For Digital Transmission systems in 2400-2483.5 MHz Band: 1 Watt (1000mW)

Results of WiFi Mode 802.11 n20, (Tx:2412MHz to 2462MHz) : Pass (TX Unit) Maximum conducted output power		
Channel	Frequency(MHz)	Output Power
Low	2412	4.26 mW
Middle	2437	3.37 mW
High	2462	2.96 mW

Results of WiFi Mode 802.11 n40, (Tx:2422MHz to 2452MHz) : Pass (TX Unit) Maximum conducted output power		
Channel	Frequency(MHz)	Output Power
Low	2422	2.31 mW
Middle	2437	2.14 mW
High	2452	2.07 mW

Calculated measurement uncertainty	:	30MHz to 1GHz	5.1dB
		1GHz to 25GHz	5.1dB

The Hong Kong Standards and Testing Centre Ltd.

10 Dai Wang Street, Taipo Industrial Estate, N.T., Hong Kong
Tel: (852) 2666 1888 Fax: (852) 2664 4353 E-mail: hkstc@hkstc.org Homepage: www.stc-group.org

This report shall not be reproduced unless with prior written approval from The Hong Kong Standards and Testing Centre Ltd.
For Conditions of Issuance of this test report, please refer to the overleaf or Homepage

Please refer to the original test report as this e-report is for reference only!



STC Test Report

Date: 2011-08-20

Page 9 of 64

No.: MH185439

3.1.2 Radiated Emissions

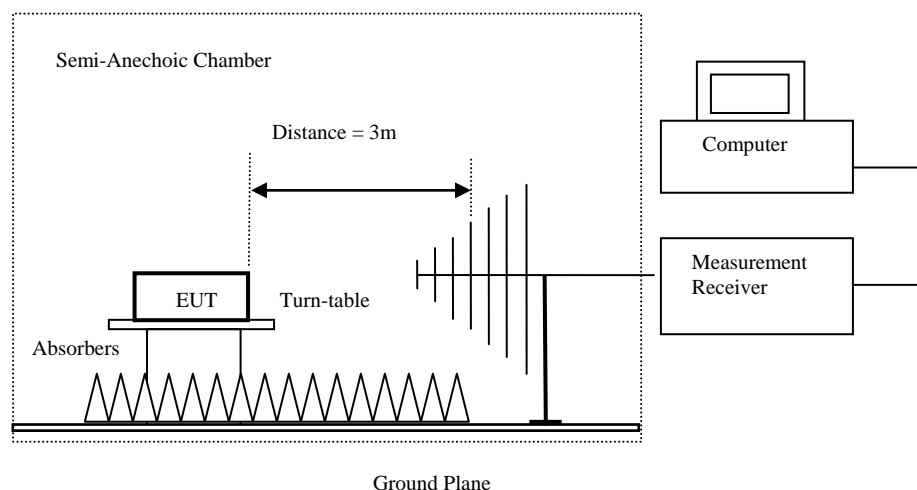
Test Requirement:	FCC 47CFR 15.209
Test Method:	ANSI C63.4:2009
Test Date:	2011-08-05
Mode of Operation:	WiFi Mode

Test Method:

The sample was placed 0.8m above the ground plane of semi-anechoic Chamber*. Measurements in both horizontal and vertical polarities were performed. During the test, each emission was maximized by: having the EUT continuously working, investigated all operating modes, rotated about all 3 axis (X, Y & Z) and considered typical configuration to obtain worst position, manipulating interconnecting cables, rotating turntable, varying antenna height from 1m to 4m in both horizontal and vertical polarizations. The emissions worst-case are shown in Test Results of the following pages.

* Semi-anechoic chamber located on the G/F of “The Hong Kong Standards and Testing Centre Ltd.” with a metal ground plane filed with the FCC pursuant to section 2.948 of the FCC rules, with Registration Number: 607756.

Test Setup:



Absorbers placed on top of the ground plane are for measurements above 1000MHz only.

The Hong Kong Standards and Testing Centre Ltd.

10 Dai Wang Street, Taipo Industrial Estate, N.T., Hong Kong
Tel: (852) 2666 1888 Fax: (852) 2664 4353 E-mail: hkstc@hkstc.org Homepage: www.stc-group.org

This report shall not be reproduced unless with prior written approval from The Hong Kong Standards and Testing Centre Ltd.
For Conditions of Issuance of this test report, please refer to the overleaf or Homepage

Please refer to the original test report as this e-report is for reference only!



STC Test Report

Date: 2011-08-20

Page 10 of 64

No.: MH185439

Limits for Radiated Emissions [FCC 47 CFR 15.209 Class B]:

Frequency Range [MHz]	Quasi-Peak Limits [μV/m]
0.009-0.490	2400/F (kHz)
0.490-1.705	24000/F (kHz)
1.705-30	30
30-88	100
88-216	150
216-960	200
Above 960	500

The emission limits shown in the above table are based on measurement employing a CISPR quasi-peak detector and above 1000MHz are based on measurements employing an average detector.

Result of WiFi Mode 802.11 b (9kHz – 30MHz): PASS

Emissions detected are more than 20 dB below the limit line(s)

Result of WiFi Mode 802.11 b (Above 1GHz): PASS

Field Strength of Harmonic Emissions Peak Value						
Frequency MHz	Measured Level @3m dBμV	Correction Factor dB/m	Field Strength dBμV/m	Limit @3m dBμV/m	Margin dBμV/m	E-Field Polarity
4824.0	23.2	41.9	65.1	74.0	-8.9	Vertical
7236.0	13.7	48	61.7	74.0	-12.3	Vertical

Field Strength of Harmonic Emissions Average Value						
Frequency MHz	Measured Level @3m dBμV	Correction Factor dB/m	Field Strength dBμV/m	Limit @3m dBμV/m	Margin dBμV/m	E-Field Polarity
4824.0	6.6	41.9	48.5	54.0	-5.5	Vertical
7236.0	-4.4	48.0	43.6	54.0	-10.4	Vertical

Remarks:

- * Denotes restricted band of operation.
Measurements were made using a peak detector. Any emission less than 1000MHz and falling within the restricted bands of FCC Rules Part 15 Section 15.205 and the limits of FCC Rules Part 15 Section 15.209 were applied.

Correction Factor included Antenna Factor and Cable Attenuation.

Calculated measurement uncertainty : 30MHz to 1GHz 5.1dB
1GHz to 25GHz 5.1dB

The Hong Kong Standards and Testing Centre Ltd.

10 Dai Wang Street, Taipo Industrial Estate, N.T., Hong Kong
Tel: (852) 2666 1888 Fax: (852) 2664 4353 E-mail: hkstc@hkstc.org Homepage: www.stc-group.org

This report shall not be reproduced unless with prior written approval from The Hong Kong Standards and Testing Centre Ltd.
For Conditions of Issuance of this test report, please refer to the overleaf or Homepage

Please refer to the original test report as this e-report is for reference only!



STC Test Report

Date: 2011-08-20

Page 11 of 64

No.: MH185439

Limits for Radiated Emissions [FCC 47 CFR 15.209 Class B]:

Frequency Range [MHz]	Quasi-Peak Limits [μV/m]
0.009-0.490	2400/F (kHz)
0.490-1.705	24000/F (kHz)
1.705-30	30
30-88	100
88-216	150
216-960	200
Above 960	500

The emission limits shown in the above table are based on measurement employing a CISPR quasi-peak detector and above 1000MHz are based on measurements employing an average detector.

Result of WiFi Mode 802.11 b (9kHz – 30MHz): PASS

Emissions detected are more than 20 dB below the limit line(s)

Result of WiFi Mode 802.11 b(Above 1GHz): PASS

Field Strength of Harmonic Emissions Peak Value						
Frequency MHz	Measured Level @3m dBμV	Correction Factor dB/m	Field Strength dBμV/m	Limit @3m dBμV/m	Margin dBμV/m	E-Field Polarity
4874.0	16.7	41.4	58.1	74.0	-15.9	Vertical
7311.0	9.0	48.7	57.7	74.0	-16.3	Vertical

Field Strength of Harmonic Emissions Average Value						
Frequency MHz	Measured Level @3m dBμV	Correction Factor dB/m	Field Strength dBμV/m	Limit @3m dBμV/m	Margin dBμV/m	E-Field Polarity
4874.0	4.0	41.4	45.4	54.0	-8.6	Vertical
7311.0	-2.4	48.7	46.3	54.0	-7.7	Vertical

Remarks:

- * Denotes restricted band of operation.
Measurements were made using a peak detector. Any emission less than 1000MHz and falling within the restricted bands of FCC Rules Part 15 Section 15.205 and the limits of FCC Rules Part 15 Section 15.209 were applied.

Correction Factor included Antenna Factor and Cable Attenuation.

Calculated measurement uncertainty : 30MHz to 1GHz 5.1dB
1GHz to 25GHz 5.1dB

The Hong Kong Standards and Testing Centre Ltd.

10 Dai Wang Street, Taipo Industrial Estate, N.T., Hong Kong
Tel: (852) 2666 1888 Fax: (852) 2664 4353 E-mail: hkstc@hkstc.org Homepage: www.stc-group.org

This report shall not be reproduced unless with prior written approval from The Hong Kong Standards and Testing Centre Ltd.
For Conditions of Issuance of this test report, please refer to the overleaf or Homepage

Please refer to the original test report as this e-report is for reference only!



STC Test Report

Date: 2011-08-20

Page 12 of 64

No.: MH185439

Limits for Radiated Emissions [FCC 47 CFR 15.209 Class B]:

Frequency Range [MHz]	Quasi-Peak Limits [μV/m]
0.009-0.490	2400/F (kHz)
0.490-1.705	24000/F (kHz)
1.705-30	30
30-88	100
88-216	150
216-960	200
Above 960	500

The emission limits shown in the above table are based on measurement employing a CISPR quasi-peak detector and above 1000MHz are based on measurements employing an average detector.

Result of WiFi Mode 802.11 b (9kHz – 30MHz): PASS

Emissions detected are more than 20 dB below the limit line(s)

Result of WiFi Mode 802.11 b(Above 1GHz): PASS

Field Strength of Harmonic Emissions Peak Value						
Frequency MHz	Measured Level @3m dBμV	Correction Factor dB/m	Field Strength dBμV/m	Limit @3m dBμV/m	Margin dBμV/m	E-Field Polarity
4924.0	15.7	41.8	57.5	74.0	-16.5	Vertical
7386.0	12.1	49.2	61.3	74.0	-12.7	Vertical

Field Strength of Harmonic Emissions Average Value						
Frequency MHz	Measured Level @3m dBμV	Correction Factor dB/m	Field Strength dBμV/m	Limit @3m dBμV/m	Margin dBμV/m	E-Field Polarity
4924.0	4.4	41.8	46.2	54.0	-7.8	Vertical
7386.0	-1.6	49.2	47.6	54.0	-6.4	Vertical

Remarks:

- * Denotes restricted band of operation.
Measurements were made using a peak detector. Any emission less than 1000MHz and falling within the restricted bands of FCC Rules Part 15 Section 15.205 and the limits of FCC Rules Part 15 Section 15.209 were applied.

Correction Factor included Antenna Factor and Cable Attenuation.

Calculated measurement uncertainty : 30MHz to 1GHz 5.1dB
1GHz to 25GHz 5.1dB

The Hong Kong Standards and Testing Centre Ltd.

10 Dai Wang Street, Taipo Industrial Estate, N.T., Hong Kong
Tel: (852) 2666 1888 Fax: (852) 2664 4353 E-mail: hkstc@hkstc.org Homepage: www.stc-group.org

This report shall not be reproduced unless with prior written approval from The Hong Kong Standards and Testing Centre Ltd.
For Conditions of Issuance of this test report, please refer to the overleaf or Homepage

Please refer to the original test report as this e-report is for reference only!



STC Test Report

Date: 2011-08-20

Page 13 of 64

No.: MH185439

Limits for Radiated Emissions [FCC 47 CFR 15.209 Class B]:

Frequency Range [MHz]	Quasi-Peak Limits [μV/m]
0.009-0.490	2400/F (kHz)
0.490-1.705	24000/F (kHz)
1.705-30	30
30-88	100
88-216	150
216-960	200
Above 960	500

The emission limits shown in the above table are based on measurement employing a CISPR quasi-peak detector and above 1000MHz are based on measurements employing an average detector.

Result of WiFi Mode 802.11 g (9kHz – 30MHz): PASS

Emissions detected are more than 20 dB below the limit line(s)

Result of WiFi Mode 802.11 g (Above 1GHz): PASS

Field Strength of Harmonic Emissions Peak Value						
Frequency MHz	Measured Level @3m dBμV	Correction Factor dB/m	Field Strength dBμV/m	Limit @3m dBμV/m	Margin dBμV/m	E-Field Polarity
4824.0	16.7	41.9	58.6	74.0	-15.4	Vertical
7236.0	12.2	48.0	60.2	74.0	-13.8	Vertical

Field Strength of Harmonic Emissions Average Value						
Frequency MHz	Measured Level @3m dBμV	Correction Factor dB/m	Field Strength dBμV/m	Limit @3m dBμV/m	Margin dBμV/m	E-Field Polarity
4824.0	2.9	41.9	44.8	54.0	-9.2	Vertical
7236.0	-2.7	48.0	45.3	54.0	-8.7	Vertical

Remarks:

- * Denotes restricted band of operation.
Measurements were made using a peak detector. Any emission less than 1000MHz and falling within the restricted bands of FCC Rules Part 15 Section 15.205 and the limits of FCC Rules Part 15 Section 15.209 were applied.

Correction Factor included Antenna Factor and Cable Attenuation.

Calculated measurement uncertainty : 30MHz to 1GHz 5.1dB
1GHz to 25GHz 5.1dB

The Hong Kong Standards and Testing Centre Ltd.

10 Dai Wang Street, Taipo Industrial Estate, N.T., Hong Kong
Tel: (852) 2666 1888 Fax: (852) 2664 4353 E-mail: hkstc@hkstc.org Homepage: www.stc-group.org

This report shall not be reproduced unless with prior written approval from The Hong Kong Standards and Testing Centre Ltd.
For Conditions of Issuance of this test report, please refer to the overleaf or Homepage

Please refer to the original test report as this e-report is for reference only!



STC Test Report

Date: 2011-08-20

Page 14 of 64

No.: MH185439

Limits for Radiated Emissions [FCC 47 CFR 15.209 Class B]:

Frequency Range [MHz]	Quasi-Peak Limits [μV/m]
0.009-0.490	2400/F (kHz)
0.490-1.705	24000/F (kHz)
1.705-30	30
30-88	100
88-216	150
216-960	200
Above 960	500

The emission limits shown in the above table are based on measurement employing a CISPR quasi-peak detector and above 1000MHz are based on measurements employing an average detector.

Result of WiFi Mode 802.11 g (9kHz – 30MHz): PASS

Emissions detected are more than 20 dB below the limit line(s)

Result of WiFi Mode 802.11 g (Above 1GHz): PASS

Field Strength of Harmonic Emissions Peak Value						
Frequency MHz	Measured Level @3m dBμV	Correction Factor dB/m	Field Strength dBμV/m	Limit @3m dBμV/m	Margin dBμV/m	E-Field Polarity
4874.0	17.1	41.4	58.5	74.0	-15.5	Vertical
7311.0	9.5	48.7	58.2	74.0	-15.8	Vertical

Field Strength of Harmonic Emissions Average Value						
Frequency MHz	Measured Level @3m dBμV	Correction Factor dB/m	Field Strength dBμV/m	Limit @3m dBμV/m	Margin dBμV/m	E-Field Polarity
4874.0	4.5	41.4	45.9	54.0	-8.1	Vertical
7311.0	-2.2	48.7	46.5	54.0	-7.5	Vertical

Remarks:

- * Denotes restricted band of operation.
Measurements were made using a peak detector. Any emission less than 1000MHz and falling within the restricted bands of FCC Rules Part 15 Section 15.205 and the limits of FCC Rules Part 15 Section 15.209 were applied.

Correction Factor included Antenna Factor and Cable Attenuation.

Calculated measurement uncertainty : 30MHz to 1GHz 5.1dB
1GHz to 25GHz 5.1dB

The Hong Kong Standards and Testing Centre Ltd.

10 Dai Wang Street, Taipo Industrial Estate, N.T., Hong Kong
Tel: (852) 2666 1888 Fax: (852) 2664 4353 E-mail: hkstc@hkstc.org Homepage: www.stc-group.org

This report shall not be reproduced unless with prior written approval from The Hong Kong Standards and Testing Centre Ltd.
For Conditions of Issuance of this test report, please refer to the overleaf or Homepage

Please refer to the original test report as this e-report is for reference only!



STC Test Report

Date: 2011-08-20

Page 15 of 64

No.: MH185439

Limits for Radiated Emissions [FCC 47 CFR 15.209 Class B]:

Frequency Range [MHz]	Quasi-Peak Limits [μV/m]
0.009-0.490	2400/F (kHz)
0.490-1.705	24000/F (kHz)
1.705-30	30
30-88	100
88-216	150
216-960	200
Above 960	500

The emission limits shown in the above table are based on measurement employing a CISPR quasi-peak detector and above 1000MHz are based on measurements employing an average detector.

Result of WiFi Mode 802.11 g (9kHz – 30MHz): PASS

Emissions detected are more than 20 dB below the limit line(s)

Result of WiFi Mode 802.11 g (Above 1GHz): PASS

Field Strength of Harmonic Emissions Peak Value						
Frequency MHz	Measured Level @3m dBμV	Correction Factor dB/m	Field Strength dBμV/m	Limit @3m dBμV/m	Margin dBμV/m	E-Field Polarity
4924.0	18.3	41.8	60.1	74.0	-13.9	Vertical
7386.0	7.2	49.2	56.4	74.0	-17.6	Vertical

Field Strength of Harmonic Emissions Average Value						
Frequency MHz	Measured Level @3m dBμV	Correction Factor dB/m	Field Strength dBμV/m	Limit @3m dBμV/m	Margin dBμV/m	E-Field Polarity
4924.0	5.7	41.8	47.5	54.0	-6.5	Vertical
7386.0	-3.4	49.2	45.8	54.0	-8.2	Vertical

Remarks:

- * Denotes restricted band of operation.
Measurements were made using a peak detector. Any emission less than 1000MHz and falling within the restricted bands of FCC Rules Part 15 Section 15.205 and the limits of FCC Rules Part 15 Section 15.209 were applied.

Correction Factor included Antenna Factor and Cable Attenuation.

Calculated measurement uncertainty : 30MHz to 1GHz 5.1dB
1GHz to 25GHz 5.1dB

The Hong Kong Standards and Testing Centre Ltd.

10 Dai Wang Street, Taipo Industrial Estate, N.T., Hong Kong
Tel: (852) 2666 1888 Fax: (852) 2664 4353 E-mail: hkstc@hkstc.org Homepage: www.stc-group.org

This report shall not be reproduced unless with prior written approval from The Hong Kong Standards and Testing Centre Ltd.
For Conditions of Issuance of this test report, please refer to the overleaf or Homepage

Please refer to the original test report as this e-report is for reference only!



STC Test Report

Date: 2011-08-20

Page 16 of 64

No.: MH185439

Limits for Radiated Emissions [FCC 47 CFR 15.209 Class B]:

Frequency Range [MHz]	Quasi-Peak Limits [μV/m]
0.009-0.490	2400/F (kHz)
0.490-1.705	24000/F (kHz)
1.705-30	30
30-88	100
88-216	150
216-960	200
Above960	500

The emission limits shown in the above table are based on measurement employing a CISPR quasi-peak detector and above 1000MHz are based on measurements employing an average detector.

Result of WiFi Mode 802.11 n20 (9kHz – 30MHz): PASS

Emissions detected are more than 20 dB below the limit line(s)

Result of WiFi Mode 802.11 n20 (Above 1GHz): PASS

Field Strength of Harmonic Emissions Peak Value						
Frequency MHz	Measured Level @3m dBμV	Correction Factor dB/m	Field Strength dBμV/m	Limit @3m dBμV/m	Margin dBμV/m	E-Field Polarity
4824.0	17.3	41.9	59.2	74.0	-14.8	Vertical
7236.0	14.4	48.0	62.4	74.0	-11.6	Vertical

Field Strength of Harmonic Emissions Average Value						
Frequency MHz	Measured Level @3m dBμV	Correction Factor dB/m	Field Strength dBμV/m	Limit @3m dBμV/m	Margin dBμV/m	E-Field Polarity
4824.0	1.4	41.9	43.3	54.0	-10.7	Vertical
7236.0	-3.3	48.0	44.7	54.0	-9.3	Vertical

Remarks:

- * Denotes restricted band of operation.
Measurements were made using a peak detector. Any emission less than 1000MHz and falling within the restricted bands of FCC Rules Part 15 Section 15.205 and the limits of FCC Rules Part 15 Section 15.209 were applied.

Correction Factor included Antenna Factor and Cable Attenuation.

Calculated measurement uncertainty : 30MHz to 1GHz 5.1dB
1GHz to 25GHz 5.1dB

The Hong Kong Standards and Testing Centre Ltd.

10 Dai Wang Street, Taipo Industrial Estate, N.T., Hong Kong
Tel: (852) 2666 1888 Fax: (852) 2664 4353 E-mail: hkstc@hkstc.org Homepage: www.stc-group.org

This report shall not be reproduced unless with prior written approval from The Hong Kong Standards and Testing Centre Ltd.
For Conditions of Issuance of this test report, please refer to the overleaf or Homepage

Please refer to the original test report as this e-report is for reference only!



STC Test Report

Date: 2011-08-20

Page 17 of 64

No.: MH185439

Limits for Radiated Emissions [FCC 47 CFR 15.209 Class B]:

Frequency Range [MHz]	Quasi-Peak Limits [μV/m]
0.009-0.490	2400/F (kHz)
0.490-1.705	24000/F (kHz)
1.705-30	30
30-88	100
88-216	150
216-960	200
Above960	500

The emission limits shown in the above table are based on measurement employing a CISPR quasi-peak detector and above 1000MHz are based on measurements employing an average detector.

Result of WiFi Mode 802.11 n20 (9kHz – 30MHz): PASS

Emissions detected are more than 20 dB below the limit line(s)

Result of WiFi Mode 802.11 n20 (Above 1GHz): PASS

Field Strength of Harmonic Emissions Peak Value						
Frequency MHz	Measured Level @3m dBμV	Correction Factor dB/m	Field Strength dBμV/m	Limit @3m dBμV/m	Margin dBμV/m	E-Field Polarity
4874.0	15.4	41.4	56.8	74.0	-17.2	Vertical
7311.0	10.0	48.7	58.7	74.0	-15.3	Vertical

Field Strength of Harmonic Emissions Average Value						
Frequency MHz	Measured Level @3m dBμV	Correction Factor dB/m	Field Strength dBμV/m	Limit @3m dBμV/m	Margin dBμV/m	E-Field Polarity
4874.0	2.0	41.4	43.4	54.0	-10.6	Vertical
7311.0	-4.6	48.7	44.1	54.0	-9.9	Vertical

Remarks:

- * Denotes restricted band of operation.
Measurements were made using a peak detector. Any emission less than 1000MHz and falling within the restricted bands of FCC Rules Part 15 Section 15.205 and the limits of FCC Rules Part 15 Section 15.209 were applied.

Correction Factor included Antenna Factor and Cable Attenuation.

Calculated measurement uncertainty : 30MHz to 1GHz 5.1dB
1GHz to 25GHz 5.1dB

The Hong Kong Standards and Testing Centre Ltd.

10 Dai Wang Street, Taipo Industrial Estate, N.T., Hong Kong
Tel: (852) 2666 1888 Fax: (852) 2664 4353 E-mail: hkstc@hkstc.org Homepage: www.stc-group.org

This report shall not be reproduced unless with prior written approval from The Hong Kong Standards and Testing Centre Ltd.
For Conditions of Issuance of this test report, please refer to the overleaf or Homepage

Please refer to the original test report as this e-report is for reference only!



STC Test Report

Date: 2011-08-20

Page 18 of 64

No.: MH185439

Limits for Radiated Emissions [FCC 47 CFR 15.209 Class B]:

Frequency Range [MHz]	Quasi-Peak Limits [μV/m]
0.009-0.490	2400/F (kHz)
0.490-1.705	24000/F (kHz)
1.705-30	30
30-88	100
88-216	150
216-960	200
Above 960	500

The emission limits shown in the above table are based on measurement employing a CISPR quasi-peak detector and above 1000MHz are based on measurements employing an average detector.

Result of WiFi Mode 802.11 n20 (9kHz – 30MHz): PASS

Emissions detected are more than 20 dB below the limit line(s)

Result of WiFi Mode 802.11 n20 (Above 1GHz): Pass

Field Strength of Harmonic Emissions Peak Value						
Frequency MHz	Measured Level @3m dBμV	Correction Factor dB/m	Field Strength dBμV/m	Limit @3m dBμV/m	Margin dBμV/m	E-Field Polarity
4924.0	16.1	41.8	57.9	74.0	-16.1	Vertical
7386.0	9.0	49.2	58.2	74.0	-15.8	Vertical

Field Strength of Harmonic Emissions Average Value						
Frequency MHz	Measured Level @3m dBμV	Correction Factor dB/m	Field Strength dBμV/m	Limit @3m dBμV/m	Margin dBμV/m	E-Field Polarity
4924.0	4.0	41.8	45.8	54.0	-8.2	Vertical
7386.0	-2.8	49.2	46.4	54.0	-7.6	Vertical

Remarks:

- * Denotes restricted band of operation.
Measurements were made using a peak detector. Any emission less than 1000MHz and falling within the restricted bands of FCC Rules Part 15 Section 15.205 and the limits of FCC Rules Part 15 Section 15.209 were applied.

Correction Factor included Antenna Factor and Cable Attenuation.

Calculated measurement uncertainty : 30MHz to 1GHz 5.1dB
1GHz to 25GHz 5.1dB

The Hong Kong Standards and Testing Centre Ltd.

10 Dai Wang Street, Taipo Industrial Estate, N.T., Hong Kong
Tel: (852) 2666 1888 Fax: (852) 2664 4353 E-mail: hkstc@hkstc.org Homepage: www.stc-group.org

This report shall not be reproduced unless with prior written approval from The Hong Kong Standards and Testing Centre Ltd.
For Conditions of Issuance of this test report, please refer to the overleaf or Homepage

Please refer to the original test report as this e-report is for reference only!



STC Test Report

Date: 2011-08-20

Page 19 of 64

No.: MH185439

Limits for Radiated Emissions [FCC 47 CFR 15.209 Class B]:

Frequency Range [MHz]	Quasi-Peak Limits [μV/m]
0.009-0.490	2400/F (kHz)
0.490-1.705	24000/F (kHz)
1.705-30	30
30-88	100
88-216	150
216-960	200
Above960	500

The emission limits shown in the above table are based on measurement employing a CISPR quasi-peak detector and above 1000MHz are based on measurements employing an average detector.

Result of WiFi Mode 802.11 n40 (9kHz – 30MHz): PASS

Emissions detected are more than 20 dB below the limit line(s)

Result of WiFi Mode 802.11 n40 (Above 1GHz): Pass

Field Strength of Harmonic Emissions Peak Value						
Frequency MHz	Measured Level @3m dBμV	Correction Factor dB/m	Field Strength dBμV/m	Limit @3m dBμV/m	Margin dBμV/m	E-Field Polarity
4844.0	16.7	41.9	58.6	74.0	-15.4	Vertical
7266.0	11.1	48.0	59.1	74.0	-14.9	Vertical

Field Strength of Harmonic Emissions Average Value						
Frequency MHz	Measured Level @3m dBμV	Correction Factor dB/m	Field Strength dBμV/m	Limit @3m dBμV/m	Margin dBμV/m	E-Field Polarity
4844.0	0.6	41.9	42.5	54.0	-11.5	Vertical
7266.0	-2.3	48.0	45.7	54.0	-8.3	Vertical

Remarks:

- * Denotes restricted band of operation.
Measurements were made using a peak detector. Any emission less than 1000MHz and falling within the restricted bands of FCC Rules Part 15 Section 15.205 and the limits of FCC Rules Part 15 Section 15.209 were applied.

Correction Factor included Antenna Factor and Cable Attenuation.

Calculated measurement uncertainty : 30MHz to 1GHz 5.1dB
1GHz to 25GHz 5.1dB

The Hong Kong Standards and Testing Centre Ltd.

10 Dai Wang Street, Taipo Industrial Estate, N.T., Hong Kong
Tel: (852) 2666 1888 Fax: (852) 2664 4353 E-mail: hkstc@hkstc.org Homepage: www.stc-group.org

This report shall not be reproduced unless with prior written approval from The Hong Kong Standards and Testing Centre Ltd.
For Conditions of Issuance of this test report, please refer to the overleaf or Homepage

Please refer to the original test report as this e-report is for reference only!



STC Test Report

Date: 2011-08-20

Page 20 of 64

No.: MH185439

Limits for Radiated Emissions [FCC 47 CFR 15.209 Class B]:

Frequency Range [MHz]	Quasi-Peak Limits [μV/m]
0.009-0.490	2400/F (kHz)
0.490-1.705	24000/F (kHz)
1.705-30	30
30-88	100
88-216	150
216-960	200
Above 960	500

The emission limits shown in the above table are based on measurement employing a CISPR quasi-peak detector and above 1000MHz are based on measurements employing an average detector.

Result of WiFi Mode 802.11 n40 (9kHz – 30MHz): PASS

Emissions detected are more than 20 dB below the limit line(s)

Result of WiFi Mode 802.11 n40 (Above 1GHz): Pass

Field Strength of Harmonic Emissions Peak Value						
Frequency MHz	Measured Level @3m dBμV	Correction Factor dB/m	Field Strength dBμV/m	Limit @3m dBμV/m	Margin dBμV/m	E-Field Polarity
4874.0	15.8	41.4	57.2	74.0	-16.8	Vertical
7311.0	11.0	48.7	59.7	74.0	-14.3	Vertical

Field Strength of Harmonic Emissions Average Value						
Frequency MHz	Measured Level @3m dBμV	Correction Factor dB/m	Field Strength dBμV/m	Limit @3m dBμV/m	Margin dBμV/m	E-Field Polarity
4874.0	1.4	41.4	42.8	54.0	-11.2	Vertical
7311.0	-4.9	48.7	43.8	54.0	-10.2	Vertical

Remarks:

- * Denotes restricted band of operation.
Measurements were made using a peak detector. Any emission less than 1000MHz and falling within the restricted bands of FCC Rules Part 15 Section 15.205 and the limits of FCC Rules Part 15 Section 15.209 were applied.

Correction Factor included Antenna Factor and Cable Attenuation.

Calculated measurement uncertainty : 30MHz to 1GHz 5.1dB
1GHz to 25GHz 5.1dB

The Hong Kong Standards and Testing Centre Ltd.

10 Dai Wang Street, Taipo Industrial Estate, N.T., Hong Kong
Tel: (852) 2666 1888 Fax: (852) 2664 4353 E-mail: hkstc@hkstc.org Homepage: www.stc-group.org

This report shall not be reproduced unless with prior written approval from The Hong Kong Standards and Testing Centre Ltd.
For Conditions of Issuance of this test report, please refer to the overleaf or Homepage

Please refer to the original test report as this e-report is for reference only!



STC Test Report

Date: 2011-08-20

Page 21 of 64

No.: MH185439

Limits for Radiated Emissions [FCC 47 CFR 15.209 Class B]:

Frequency Range [MHz]	Quasi-Peak Limits [μV/m]
0.009-0.490	2400/F (kHz)
0.490-1.705	24000/F (kHz)
1.705-30	30
30-88	100
88-216	150
216-960	200
Above 960	500

The emission limits shown in the above table are based on measurement employing a CISPR quasi-peak detector and above 1000MHz are based on measurements employing an average detector.

Result of WiFi Mode 802.11 n40: PASS

Emissions detected are more than 20 dB below the limit line(s)

Result of WiFi Mode 802.11 n40 (Above 1GHz): PASS

Field Strength of Harmonic Emissions Peak Value						
Frequency MHz	Measured Level @3m dBμV	Correction Factor dB/m	Field Strength dBμV/m	Limit @3m dBμV/m	Margin dBμV/m	E-Field Polarity
4904.0	15.5	41.8	57.3	74.0	-16.7	Vertical
7356.0	5.9	49.2	55.1	74.0	-18.9	Vertical

Field Strength of Harmonic Emissions Average Value						
Frequency MHz	Measured Level @3m dBμV	Correction Factor dB/m	Field Strength dBμV/m	Limit @3m dBμV/m	Margin dBμV/m	E-Field Polarity
4904.0	4.4	41.8	46.2	54.0	-7.8	Vertical
7356.0	-2.9	49.2	46.3	54.0	-7.7	Vertical

Remarks:

- * Denotes restricted band of operation.
Measurements were made using a peak detector. Any emission less than 1000MHz and falling within the restricted bands of FCC Rules Part 15 Section 15.205 and the limits of FCC Rules Part 15 Section 15.209 were applied.

Correction Factor included Antenna Factor and Cable Attenuation.

Calculated measurement uncertainty : 30MHz to 1GHz 5.1dB
1GHz to 25GHz 5.1dB

The Hong Kong Standards and Testing Centre Ltd.

10 Dai Wang Street, Taipo Industrial Estate, N.T., Hong Kong
Tel: (852) 2666 1888 Fax: (852) 2664 4353 E-mail: hkstc@hkstc.org Homepage: www.stc-group.org

This report shall not be reproduced unless with prior written approval from The Hong Kong Standards and Testing Centre Ltd.
For Conditions of Issuance of this test report, please refer to the overleaf or Homepage

Please refer to the original test report as this e-report is for reference only!



STC Test Report

Date: 2011-08-20

Page 22 of 64

No.: MH185439

Limits for Radiated Emissions [FCC 47 CFR 15.209 Class B]:

Frequency Range [MHz]	Quasi-Peak Limits [μV/m]
0.009-0.490	2400/F (kHz)
0.490-1.705	24000/F (kHz)
1.705-30	30
30-88	100
88-216	150
216-960	200
Above960	500

The emission limits shown in the above table are based on measurement employing a CISPR quasi-peak detector and above 1000MHz are based on measurements employing an average detector.

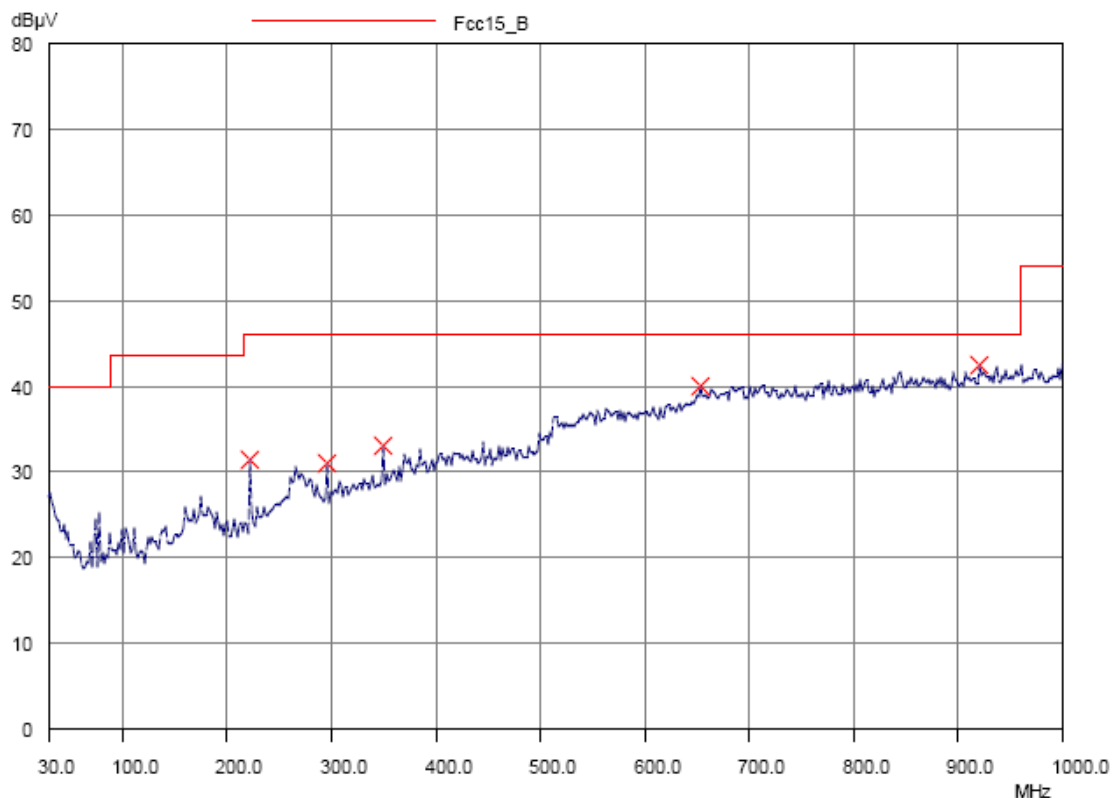
Results of WiFi mode (9kHz-30MHz): PASS

Emissions detected are more than 20 dB below the FCC Limits

Results of WiFi mode (30MHz-1000MHz): PASS

Please refer to the following table for result details

Horizontal



The Hong Kong Standards and Testing Centre Ltd.

10 Dai Wang Street, Taipo Industrial Estate, N.T., Hong Kong
Tel: (852) 2666 1888 Fax: (852) 2664 4353 E-mail: hkstc@hkstc.org Homepage: www.stc-group.org

This report shall not be reproduced unless with prior written approval from The Hong Kong Standards and Testing Centre Ltd.
For Conditions of Issuance of this test report, please refer to the overleaf or Homepage

Please refer to the original test report as this e-report is for reference only!



STC Test Report

Date: 2011-08-20

Page 23 of 64

No.: MH185439

Results of WiFi mode (30MHz-1000MHz): PASS

Radiated Emissions Quasi-Peak					
Emission Frequency MHz	E-Field Polarity	Level @3m dBμV/m	Limit @3m dBμV/m	Level @3m μV/m	Limit @3m μV/m
222.8	Horizontal	31.5	46.0	37.6	200
297.0	Horizontal	31.1	46.0	35.9	200
350.0	Horizontal	33.2	46.0	45.7	200
652.7	Horizontal	40.1	46.0	101.2	200
919.6	Horizontal	40.6	46.0	107.2	200

Remarks:

No additional spurious emissions found between lowest internal used/generated frequency and 30 MHz

Correction Factor included Antenna Factor and Cable Attenuation.

Calculated measurement uncertainty : 30MHz to 1GHz 5.2dB
1GHz to 18GHz 5.1dB

The Hong Kong Standards and Testing Centre Ltd.

10 Dai Wang Street, Taipo Industrial Estate, N.T., Hong Kong
Tel: (852) 2666 1888 Fax: (852) 2664 4353 E-mail: hkstc@hkstc.org Homepage: www.stc-group.org

This report shall not be reproduced unless with prior written approval from The Hong Kong Standards and Testing Centre Ltd.
For Conditions of Issuance of this test report, please refer to the overleaf or Homepage

Please refer to the original test report as this e-report is for reference only!



STC Test Report

Date: 2011-08-20

Page 24 of 64

No.: MH185439

Limits for Radiated Emissions [FCC 47 CFR 15.209 Class B]:

Frequency Range [MHz]	Quasi-Peak Limits [$\mu\text{V/m}$]
0.009-0.490	2400/F (kHz)
0.490-1.705	24000/F (kHz)
1.705-30	30
30-88	100
88-216	150
216-960	200
Above960	500

The emission limits shown in the above table are based on measurement employing a CISPR quasi-peak detector and above 1000MHz are based on measurements employing an average detector.

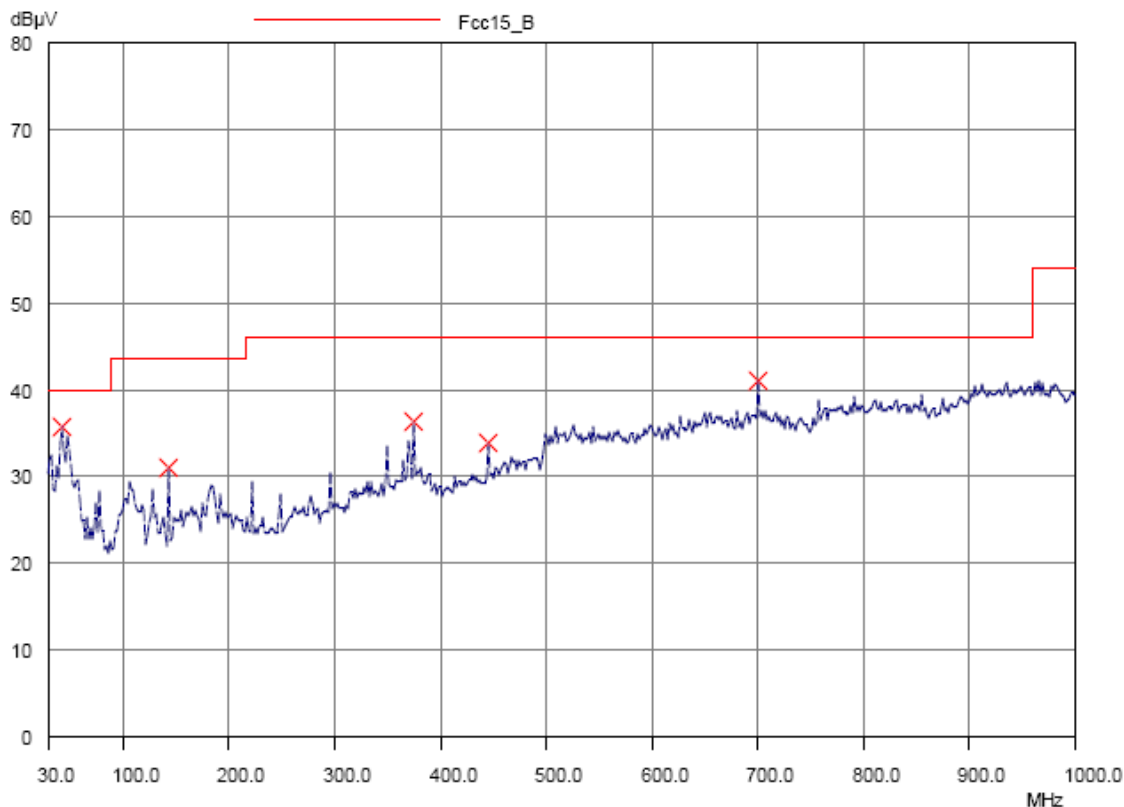
Results of WiFi mode (9kHz-30MHz): PASS

Emissions detected are more than 20 dB below the FCC Limits

Results of WiFi mode (30MHz-1000MHz): PASS

Please refer to the following table for result details

Vertical



The Hong Kong Standards and Testing Centre Ltd.

10 Dai Wang Street, Taipo Industrial Estate, N.T., Hong Kong
Tel: (852) 2666 1888 Fax: (852) 2664 4353 E-mail: hkstc@hkstc.org Homepage: www.stc-group.org

This report shall not be reproduced unless with prior written approval from The Hong Kong Standards and Testing Centre Ltd.
For Conditions of Issuance of this test report, please refer to the overleaf or Homepage

Please refer to the original test report as this e-report is for reference only!



STC Test Report

Date: 2011-08-20

Page 25 of 64

No.: MH185439

Results of WiFi mode (30MHz-1000MHz): PASS

Radiated Emissions Quasi-Peak					
Emission Frequency MHz	E-Field Polarity	Level @3m dBμV/m	Limit @3m dBμV/m	Level @3m μV/m	Limit @3m μV/m
41.9	Vertical	34.8	40.0	55.0	100
144.0	Vertical	31.1	43.5	35.9	150
375.0	Vertical	36.4	46.0	66.1	200
445.5	Vertical	34.1	46.0	50.7	200
700.0	Vertical	41.0	46.0	112.2	200

Remarks:

No additional spurious emissions found between lowest internal used/generated frequency and 30 MHz

Correction Factor included Antenna Factor and Cable Attenuation.

Calculated measurement uncertainty : 30MHz to 1GHz 5.2dB
1GHz to 18GHz 5.1dB

The Hong Kong Standards and Testing Centre Ltd.

10 Dai Wang Street, Taipo Industrial Estate, N.T., Hong Kong
Tel: (852) 2666 1888 Fax: (852) 2664 4353 E-mail: hkstc@hkstc.org Homepage: www.stc-group.org

This report shall not be reproduced unless with prior written approval from The Hong Kong Standards and Testing Centre Ltd.
For Conditions of Issuance of this test report, please refer to the overleaf or Homepage

Please refer to the original test report as this e-report is for reference only!



STC Test Report

Date: 2011-08-20

Page 26 of 64

No.: MH185439

Limits for Radiated Emissions [FCC 47 CFR 15.209 Class B]:

Frequency Range [MHz]	Quasi-Peak Limits [μV/m]
0.009-0.490	2400/F (kHz)
0.490-1.705	24000/F (kHz)
1.705-30	30
30-88	100
88-216	150
216-960	200
Above960	500

The emission limits shown in the above table are based on measurement employing a CISPR quasi-peak detector and above 1000MHz are based on measurements employing an average detector.

Result of WiFi mode (Rx: 802.11b, 802.11g, 802.11 n20, 802.11 n40): PASS

Emissions detected are more than 20 dB below the limit line(s)

Remarks:

- * Denotes restricted band of operation.
Measurements were made using a peak detector. Any emission less than 1000MHz and falling within the restricted bands of FCC Rules Part 15 Section 15.205 and the limits of FCC Rules Part 15 Section 15.209 were applied.

Correction Factor included Antenna Factor and Cable Attenuation.

Calculated measurement uncertainty	:	30MHz to 1GHz	5.1dB
		1GHz to 25GHz	5.1dB

The Hong Kong Standards and Testing Centre Ltd.

10 Dai Wang Street, Taipo Industrial Estate, N.T., Hong Kong
Tel: (852) 2666 1888 Fax: (852) 2664 4353 E-mail: hkstc@hkstc.org Homepage: www.stc-group.org

This report shall not be reproduced unless with prior written approval from The Hong Kong Standards and Testing Centre Ltd.
For Conditions of Issuance of this test report, please refer to the overleaf or Homepage

Please refer to the original test report as this e-report is for reference only!



STC Test Report

Date: 2011-08-20

Page 27 of 64

No.: MH185439

3.1.3 Power Spectral Density

Test Requirement: FCC 47CFR 15.247(e)
Test Method: ANSI C63.4:2009
Test Date: 2010-04-12
Mode of Operation: WiFi Mode (and communication with 2.4GHz controller)

Test Method:

The RF output of the EUT was connected to the spectrum analyzer. Set the fundamental frequency as the center frequency of the spectral analyzer. Use RBW=3kHz and sweep time = span/3kHz. Measure the Power Spectral Density (PSD) and record the results in dBm.

For multiple antenna measurement, all the available transmitter output will be connected to the spectrum analyzer through a power combiner.

Test Setup:

As Test Setup of clause 3.1.1 in this test report.

Test Limit:

The maximum power spectral density (PSD) shall not exceed 8dBm in any 3kHz band.

Results of WiFi Mode 802.11 b (Tx:2412MHz to 2462MHz) : Pass (TX Unit)

Maximum power spectral density

Transmitter Frequency (MHz)	Maximum power spectral density (dBm)
2412.0	-11.09

Transmitter Frequency (MHz)	Maximum power spectral density (dBm)
2437.0	-10.13

Transmitter Frequency (MHz)	Maximum power spectral density (dBm)
2462.0	-10.28

Results of WiFi Mode 802.11 g (Tx:2412MHz to 2462MHz) : Pass (TX Unit)

Maximum power spectral density

Transmitter Frequency (MHz)	Maximum power spectral density (dBm)
2412.0	-18.73

Transmitter Frequency (MHz)	Maximum power spectral density (dBm)
2437.0	-17.90

Transmitter Frequency (MHz)	Maximum power spectral density (dBm)
2462.0	-18.63

The Hong Kong Standards and Testing Centre Ltd.

10 Dai Wang Street, Taipo Industrial Estate, N.T., Hong Kong
Tel: (852) 2666 1888 Fax: (852) 2664 4353 E-mail: hkstc@hkstc.org Homepage: www.stc-group.org

This report shall not be reproduced unless with prior written approval from The Hong Kong Standards and Testing Centre Ltd.
For Conditions of Issuance of this test report, please refer to the overleaf or Homepage

Please refer to the original test report as this e-report is for reference only!



STC Test Report

Date: 2011-08-20

Page 28 of 64

No.: MH185439

Results of WiFi Mode 802.11 n20 (Tx:2412MHz to 2462MHz) : Pass (TX Unit)

Maximum power spectral density

Transmitter Frequency (MHz)	Maximum power spectral density (dBm)
2412.0	-18.21

Transmitter Frequency (MHz)	Maximum power spectral density (dBm)
2437.0	-17.67

Transmitter Frequency (MHz)	Maximum power spectral density (dBm)
2462.0	-17.50

Results of WiFi Mode 802.11 n40 (Tx:2412MHz to 2462MHz) : Pass (TX Unit)

Maximum power spectral density

Transmitter Frequency (MHz)	Maximum power spectral density (dBm)
2422.0	-22.61

Transmitter Frequency (MHz)	Maximum power spectral density (dBm)
2437.0	-22.24

Transmitter Frequency (MHz)	Maximum power spectral density (dBm)
2452.0	-21.69

The Hong Kong Standards and Testing Centre Ltd.

10 Dai Wang Street, Taipo Industrial Estate, N.T., Hong Kong
Tel: (852) 2666 1888 Fax: (852) 2664 4353 E-mail: hkstc@hkstc.org Homepage: www.stc-group.org

This report shall not be reproduced unless with prior written approval from The Hong Kong Standards and Testing Centre Ltd.
For Conditions of Issuance of this test report, please refer to the overleaf or Homepage

Please refer to the original test report as this e-report is for reference only!



STC Test Report

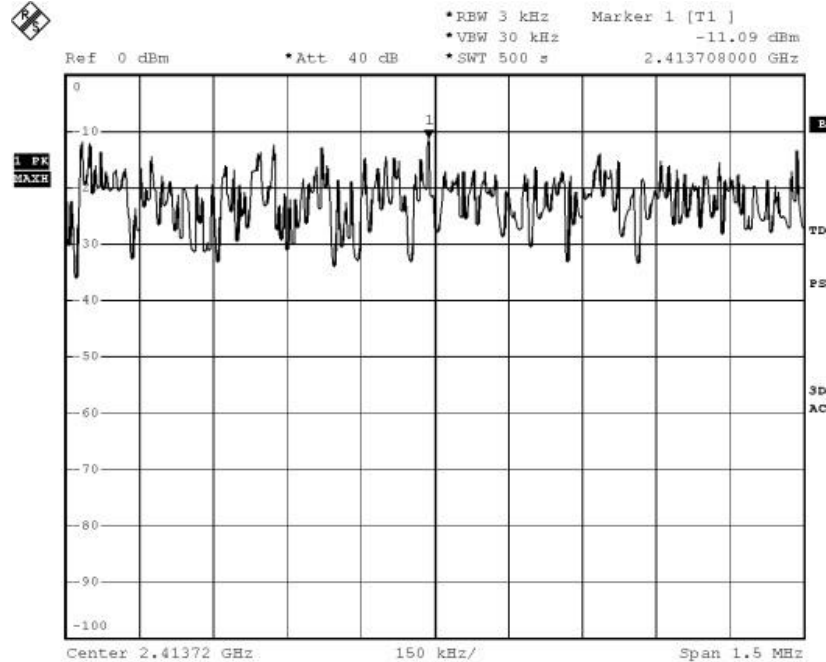
Date: 2011-08-20

Page 29 of 64

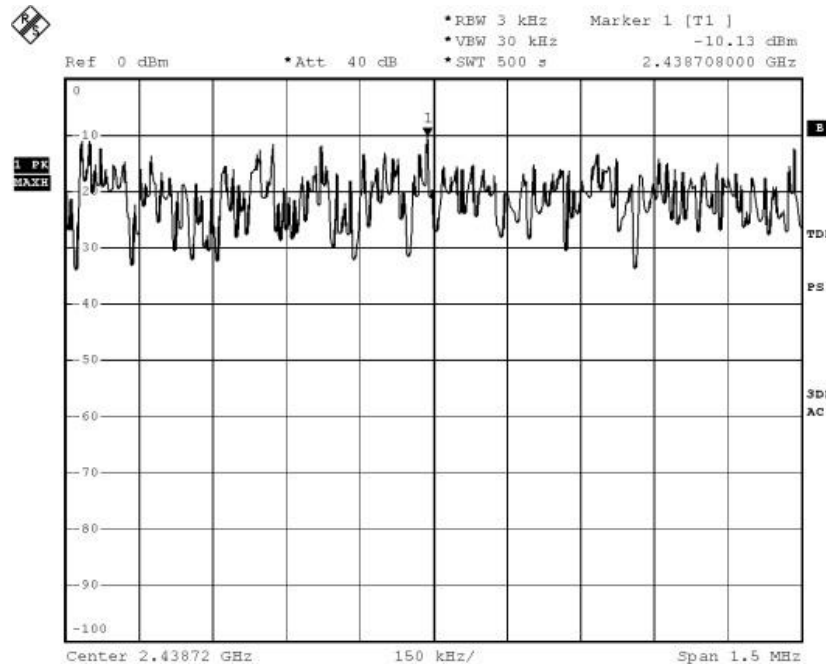
No.: MH185439

WiFi mode 802.11 b 11Mbit, (2412MHz to 2462MHz)

Ch 1



Ch 6



The Hong Kong Standards and Testing Centre Ltd.

10 Dai Wang Street, Taipo Industrial Estate, N.T., Hong Kong
Tel: (852) 2666 1888 Fax: (852) 2664 4353 E-mail: hkstc@hkstc.org Homepage: www.stc-group.org

This report shall not be reproduced unless with prior written approval from The Hong Kong Standards and Testing Centre Ltd.

For Conditions of Issuance of this test report, please refer to the overleaf or Homepage

Please refer to the original test report as this e-report is for reference only!



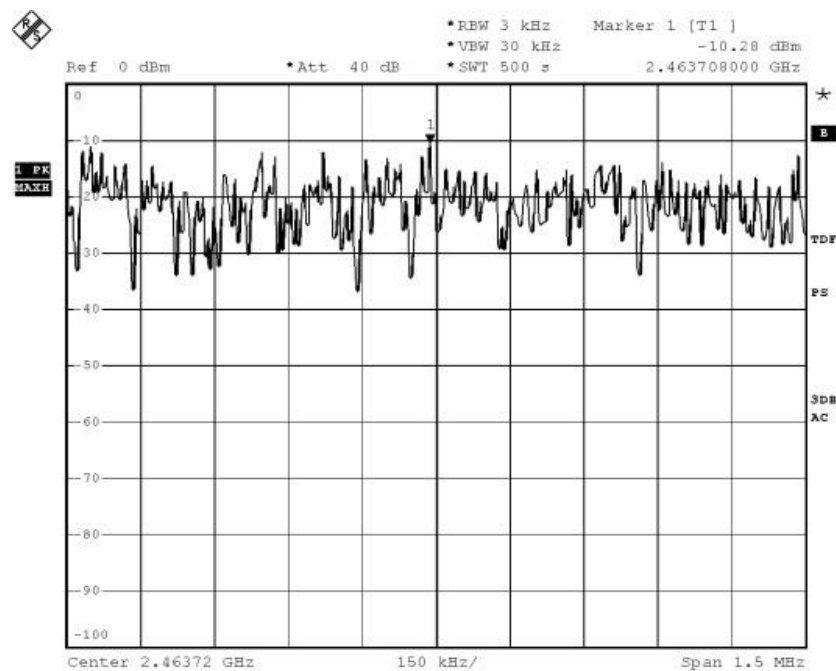
STC Test Report

Date: 2011-08-20

Page 30 of 64

No.: MH185439

Ch 11



The Hong Kong Standards and Testing Centre Ltd.

10 Dai Wang Street, Taipo Industrial Estate, N.T., Hong Kong
Tel: (852) 2666 1888 Fax: (852) 2664 4353 E-mail: hkstc@hkstc.org Homepage: www.stc-group.org

This report shall not be reproduced unless with prior written approval from The Hong Kong Standards and Testing Centre Ltd.
For Conditions of Issuance of this test report, please refer to the overleaf or Homepage

Please refer to the original test report as this e-report is for reference only!



STC Test Report

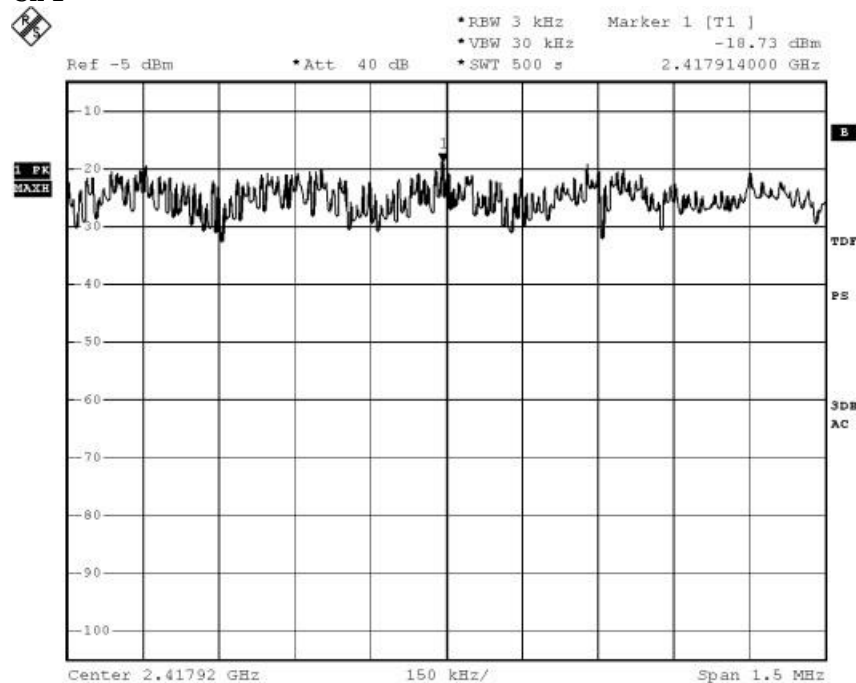
Date: 2011-08-20

Page 31 of 64

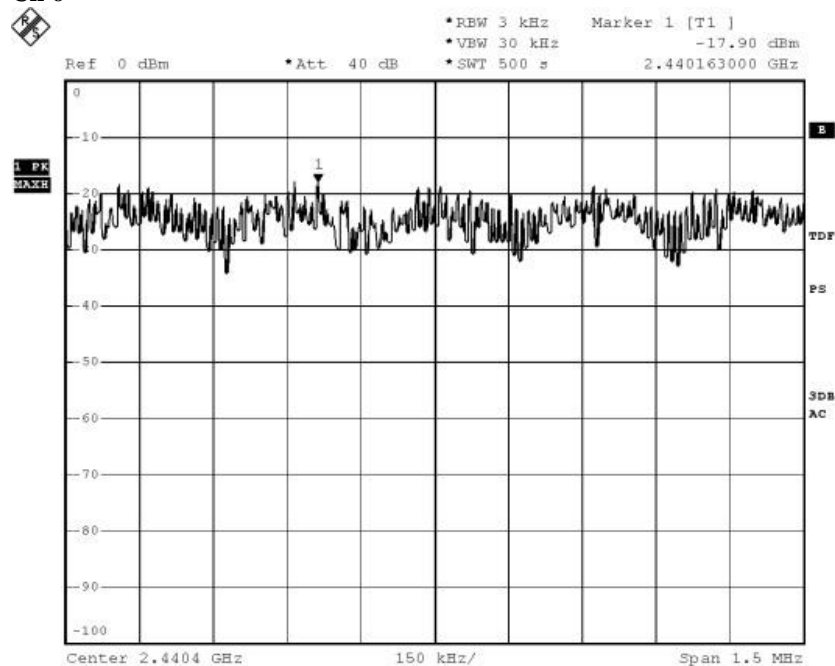
No.: MH185439

WiFi mode 802.11 g 54Mbit, (2412MHz to 2462MHz)

Ch 1



Ch 6



The Hong Kong Standards and Testing Centre Ltd.

10 Dai Wang Street, Taipo Industrial Estate, N.T., Hong Kong
Tel: (852) 2666 1888 Fax: (852) 2664 4353 E-mail: hkstc@hkstc.org Homepage: www.stc-group.org

This report shall not be reproduced unless with prior written approval from The Hong Kong Standards and Testing Centre Ltd.

For Conditions of Issuance of this test report, please refer to the overleaf or Homepage

Please refer to the original test report as this e-report is for reference only!



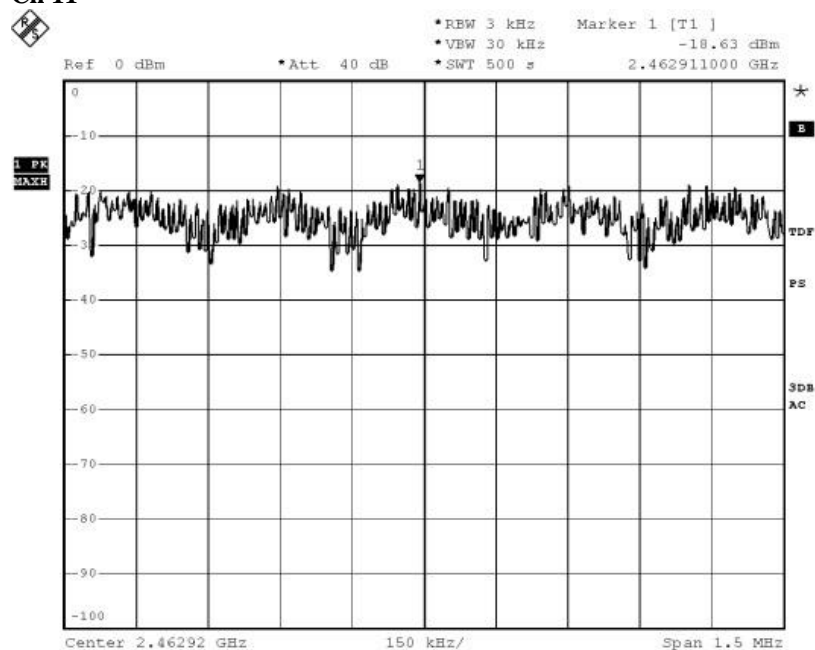
STC Test Report

Date: 2011-08-20

Page 32 of 64

No.: MH185439

Ch 11



The Hong Kong Standards and Testing Centre Ltd.

10 Dai Wang Street, Taipo Industrial Estate, N.T., Hong Kong
Tel: (852) 2666 1888 Fax: (852) 2664 4353 E-mail: hkstc@hkstc.org Homepage: www.stc-group.org

This report shall not be reproduced unless with prior written approval from The Hong Kong Standards and Testing Centre Ltd.
For Conditions of Issuance of this test report, please refer to the overleaf or Homepage

Please refer to the original test report as this e-report is for reference only!



STC Test Report

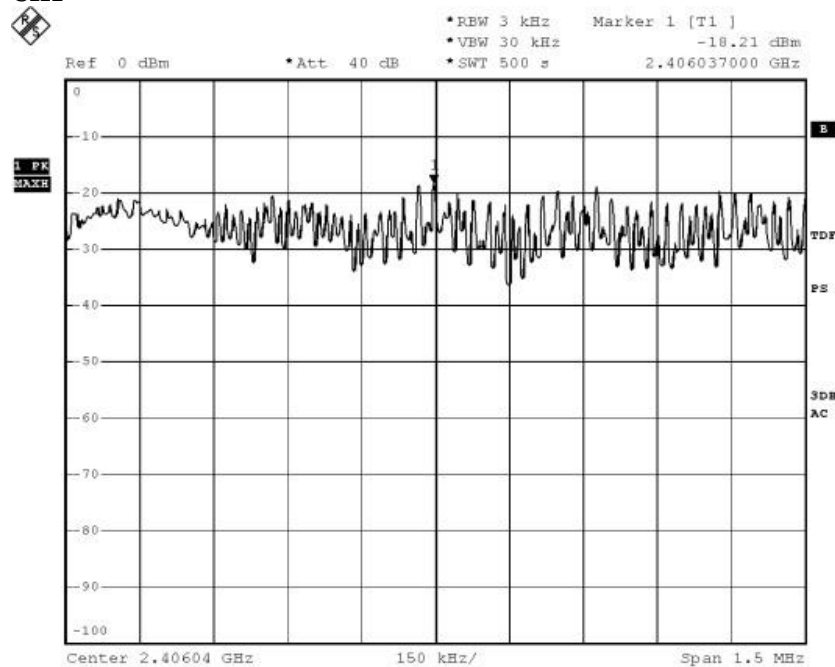
Date: 2011-08-20

Page 33 of 64

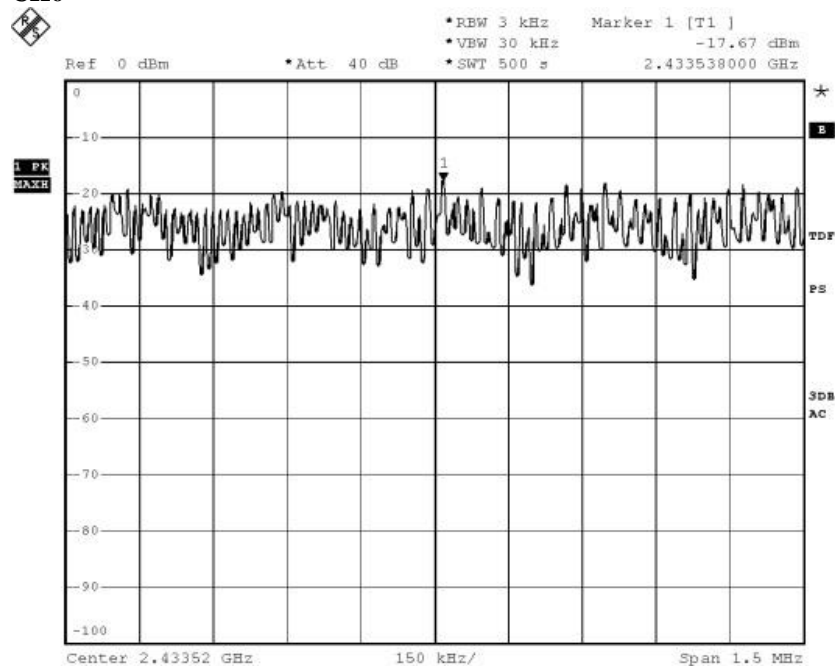
No.: MH185439

WiFi mode 802.11 n20 130Mbit (2412MHz to 2462MHz)

CH1



CH6



The Hong Kong Standards and Testing Centre Ltd.

10 Dai Wang Street, Taipo Industrial Estate, N.T., Hong Kong
Tel: (852) 2666 1888 Fax: (852) 2664 4353 E-mail: hkstc@hkstc.org Homepage: www.stc-group.org

This report shall not be reproduced unless with prior written approval from The Hong Kong Standards and Testing Centre Ltd.
For Conditions of Issuance of this test report, please refer to the overleaf or Homepage

Please refer to the original test report as this e-report is for reference only!



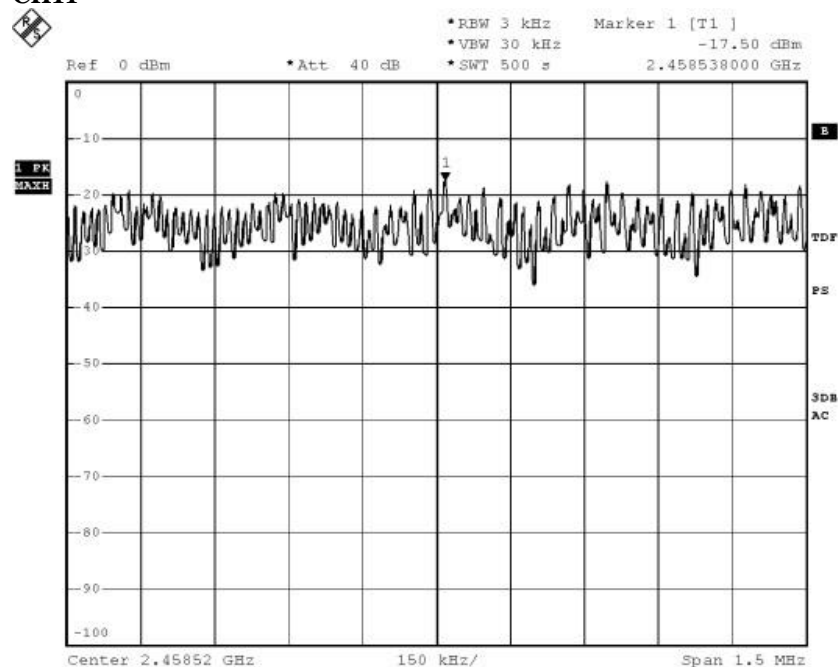
STC Test Report

Date: 2011-08-20

Page 34 of 64

No.: MH185439

CH11



The Hong Kong Standards and Testing Centre Ltd.

10 Dai Wang Street, Taipo Industrial Estate, N.T., Hong Kong
Tel: (852) 2666 1888 Fax: (852) 2664 4353 E-mail: hkstc@hkstc.org Homepage: www.stc-group.org

This report shall not be reproduced unless with prior written approval from The Hong Kong Standards and Testing Centre Ltd.
For Conditions of Issuance of this test report, please refer to the overleaf or Homepage

Please refer to the original test report as this e-report is for reference only!



STC Test Report

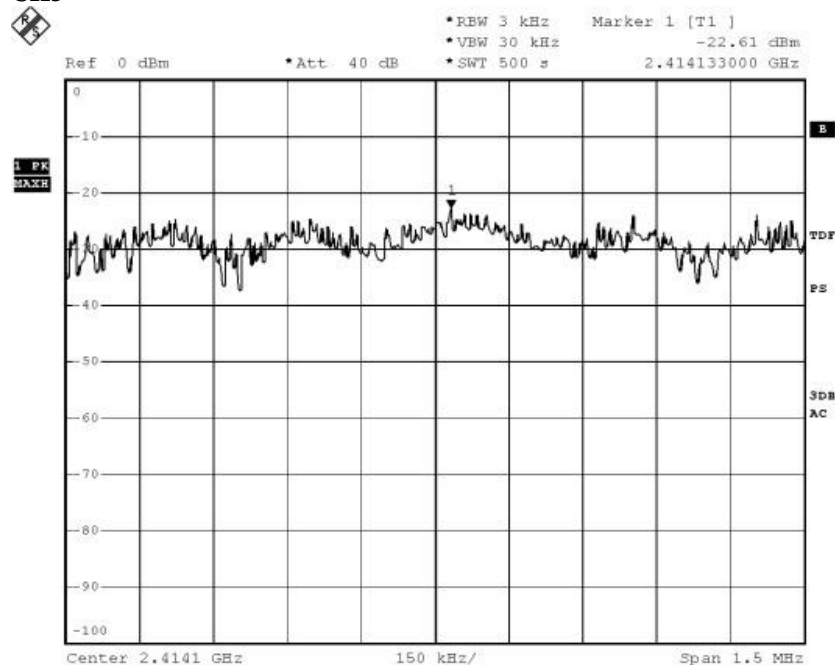
Date: 2011-08-20

Page 35 of 64

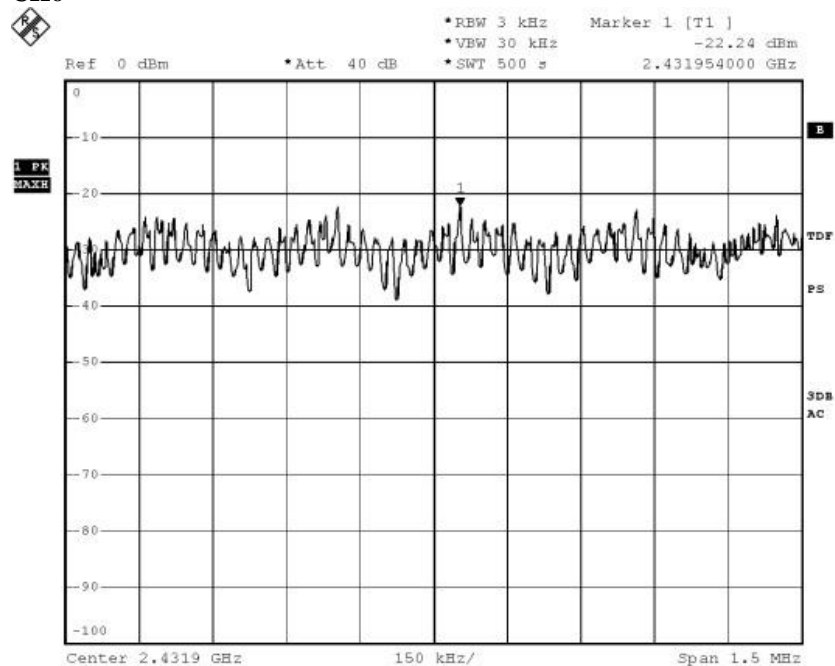
No.: MH185439

WiFi mode 802.11 n40 130Mbit (2422MHz to 2452MHz)

CH3



CH6



The Hong Kong Standards and Testing Centre Ltd.

10 Dai Wang Street, Taipo Industrial Estate, N.T., Hong Kong
Tel: (852) 2666 1888 Fax: (852) 2664 4353 E-mail: hkstc@hkstc.org Homepage: www.stc-group.org

This report shall not be reproduced unless with prior written approval from The Hong Kong Standards and Testing Centre Ltd.

For Conditions of Issuance of this test report, please refer to the overleaf or Homepage

Please refer to the original test report as this e-report is for reference only!



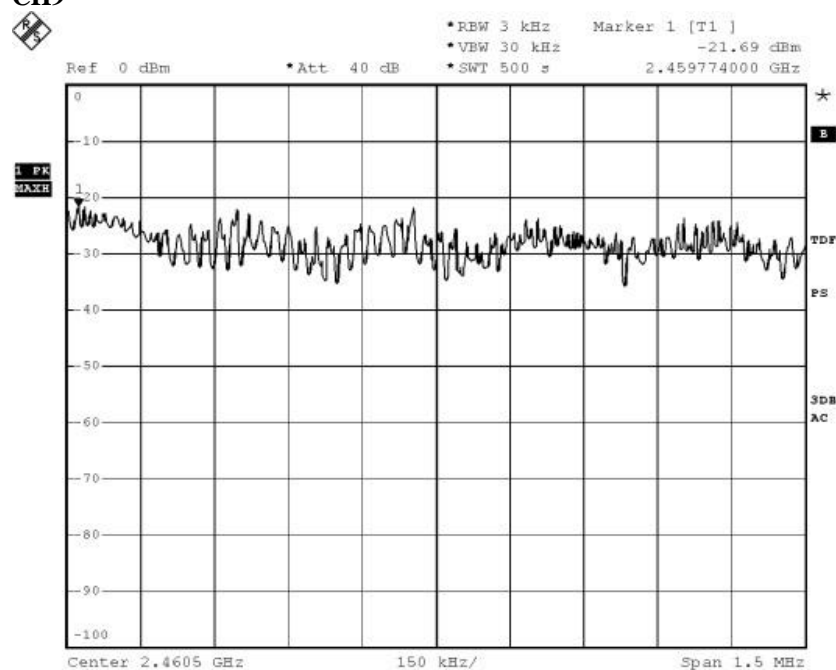
STC Test Report

Date: 2011-08-20

Page 36 of 64

No.: MH185439

CH9



The Hong Kong Standards and Testing Centre Ltd.

10 Dai Wang Street, Taipo Industrial Estate, N.T., Hong Kong
Tel: (852) 2666 1888 Fax: (852) 2664 4353 E-mail: hkstc@hkstc.org Homepage: www.stc-group.org

This report shall not be reproduced unless with prior written approval from The Hong Kong Standards and Testing Centre Ltd.
For Conditions of Issuance of this test report, please refer to the overleaf or Homepage

Please refer to the original test report as this e-report is for reference only!



STC Test Report

Date: 2011-08-20

Page 37 of 64

No.: MH185439

3.1.4 6dB Spectrum Bandwidth Measurement

Test Requirement:	FCC 47CFR 15.247(a)(2)
Test Method:	ANSI C63.4:2009
Test Date:	2011-08-07
Mode of Operation:	WiFi Mode

Test Method:

The bandwidth is measured at an amplitude level reduced from the reference level by a specified ratio. The reference level is the level of the highest amplitude signal observed from the transmitter at the fundamental frequency. Once the reference level is established, the equipment is conditioned with typical modulating signal to produce the worst-case (i.e. the widest) bandwidth.

For multiple antenna measurement, all the available transmitter output will be connected to the spectrum analyzer through a power combiner.

Test Setup:

As Test Setup of clause 3.1.1 in this test report.

The Hong Kong Standards and Testing Centre Ltd.

10 Dai Wang Street, Taipo Industrial Estate, N.T., Hong Kong
Tel: (852) 2666 1888 Fax: (852) 2664 4353 E-mail: hkstc@hkstc.org Homepage: www.stc-group.org

This report shall not be reproduced unless with prior written approval from The Hong Kong Standards and Testing Centre Ltd.
For Conditions of Issuance of this test report, please refer to the overleaf or Homepage

Please refer to the original test report as this e-report is for reference only!



STC Test Report

Date: 2011-08-20

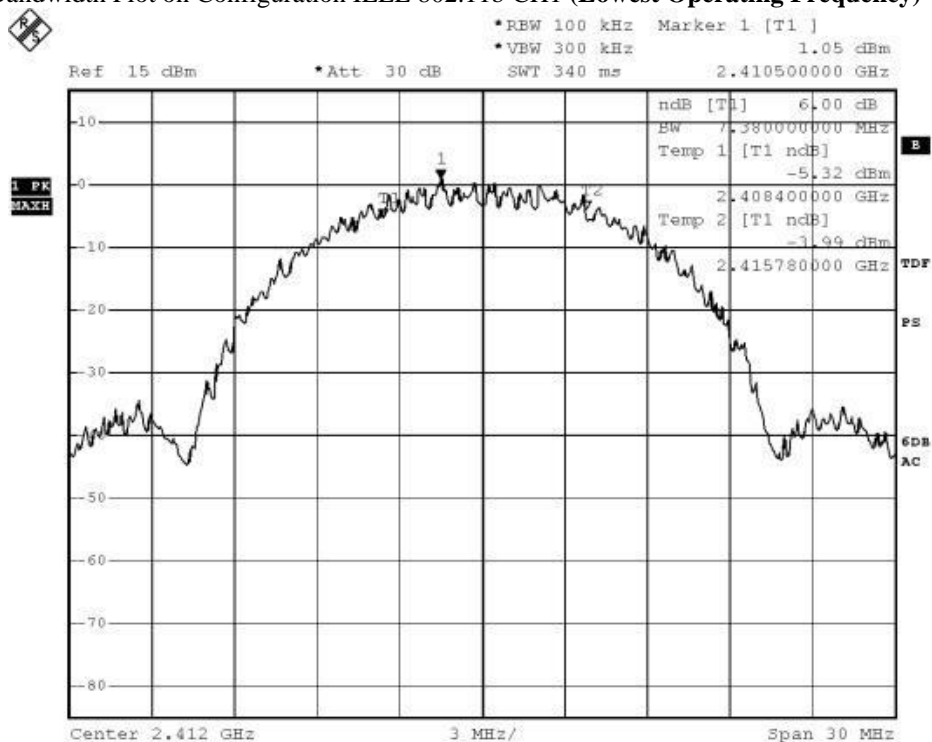
Page 38 of 64

No.: MH185439

Limits for 6dB Spectrum Bandwidth Measurement:

Center Frequency [MHz]	6dB Bandwidth [MHz]	FCC Limits [kHz]
2412.0	7.38	> 500

6 dB Bandwidth Plot on Configuration IEEE 802.11b CH1 (Lowest Operating Frequency)



The Hong Kong Standards and Testing Centre Ltd.

10 Dai Wang Street, Taipo Industrial Estate, N.T., Hong Kong
Tel: (852) 2666 1888 Fax: (852) 2664 4353 E-mail: hkstc@hkstc.org Homepage: www.stc-group.org

This report shall not be reproduced unless with prior written approval from The Hong Kong Standards and Testing Centre Ltd.
For Conditions of Issuance of this test report, please refer to the overleaf or Homepage

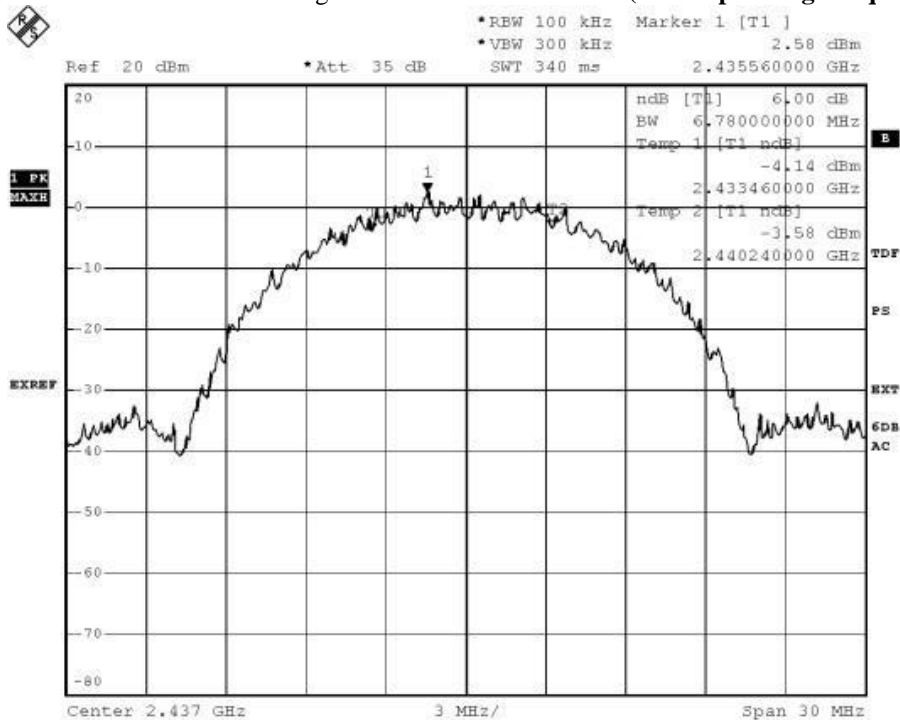
Please refer to the original test report as this e-report is for reference only!



No.: MH185439

Page 39 of 64

Frequency Range [MHz]	6dB Bandwidth [MHz]	FCC Limits [kHz]
2437.0	6.78	> 500



Tel: (852) 2666 1888 Fax: (852) 2664 4353 E-mail: hkstc@hkstc.org Homepage: www.stc-group.org

This report shall not be reproduced unless with prior written approval from The Hong Kong Standards and Testing Centre Ltd.

For Conditions of Issuance of this test report, please refer to the overleaf or Homepage

Please refer to the original test report as this e-report is for reference only!



STC Test Report

Date: 2011-08-20

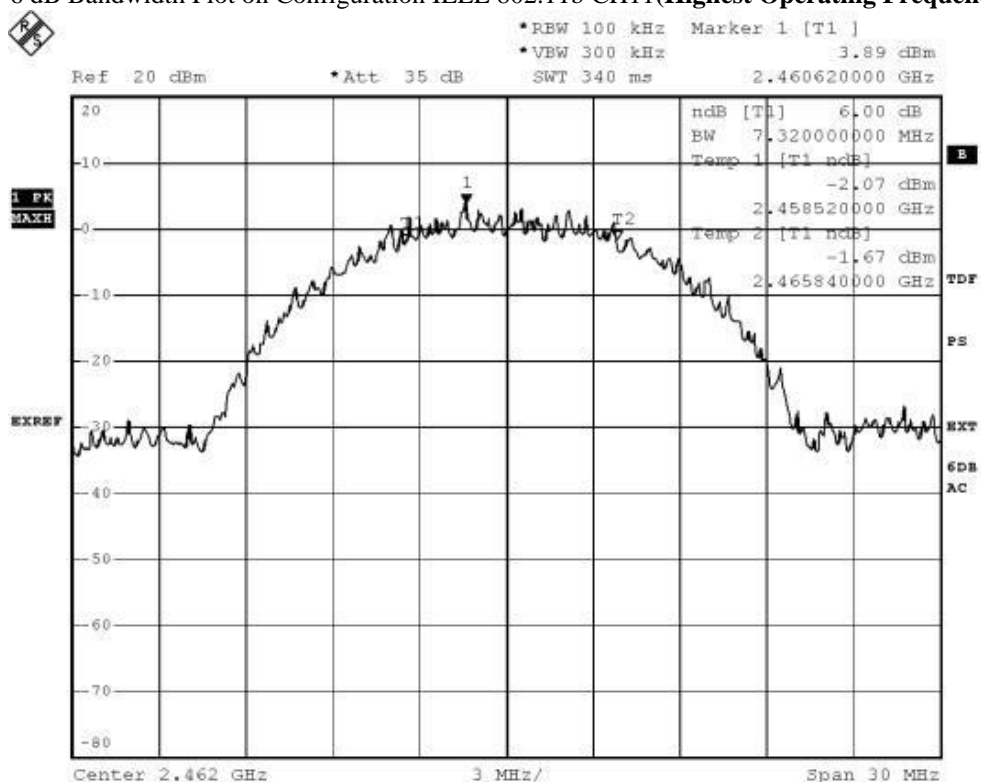
Page 40 of 64

No.: MH185439

Limits for 6dB Spectrum Bandwidth Measurement:

Frequency Range [MHz]	6dB Bandwidth [MHz]	FCC Limits [kHz]
2462.0	7.32	> 500

6 dB Bandwidth Plot on Configuration IEEE 802.11b CH11(Highest Operating Frequency)



The Hong Kong Standards and Testing Centre Ltd.

10 Dai Wang Street, Taipo Industrial Estate, N.T., Hong Kong
Tel: (852) 2666 1888 Fax: (852) 2664 4353 E-mail: hkstc@hkstc.org Homepage: www.stc-group.org

This report shall not be reproduced unless with prior written approval from The Hong Kong Standards and Testing Centre Ltd.
For Conditions of Issuance of this test report, please refer to the overleaf or Homepage

Please refer to the original test report as this e-report is for reference only!



STC Test Report

Date: 2011-08-20

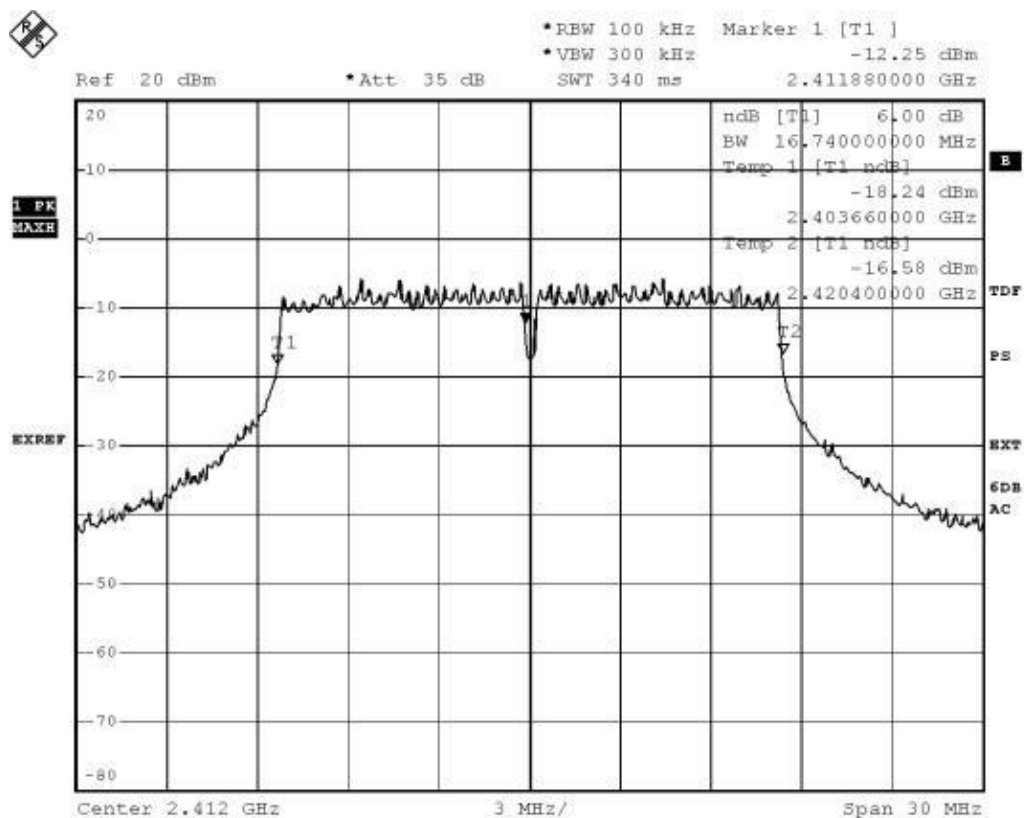
Page 41 of 64

No.: MH185439

Limits for 6dB Spectrum Bandwidth Measurement:

Center Frequency [MHz]	6dB Bandwidth [MHz]	FCC Limits [kHz]
2412.0	16.74	> 500

6 dB Bandwidth Plot on Configuration IEEE 802.11g CH1 (Lowest Operating Frequency)



The Hong Kong Standards and Testing Centre Ltd.

10 Dai Wang Street, Taipo Industrial Estate, N.T., Hong Kong
Tel: (852) 2666 1888 Fax: (852) 2664 4353 E-mail: hkstc@hkstc.org Homepage: www.stc-group.org

This report shall not be reproduced unless with prior written approval from The Hong Kong Standards and Testing Centre Ltd.

For Conditions of Issuance of this test report, please refer to the overleaf or Homepage

Please refer to the original test report as this e-report is for reference only!



STC Test Report

Date: 2011-08-20

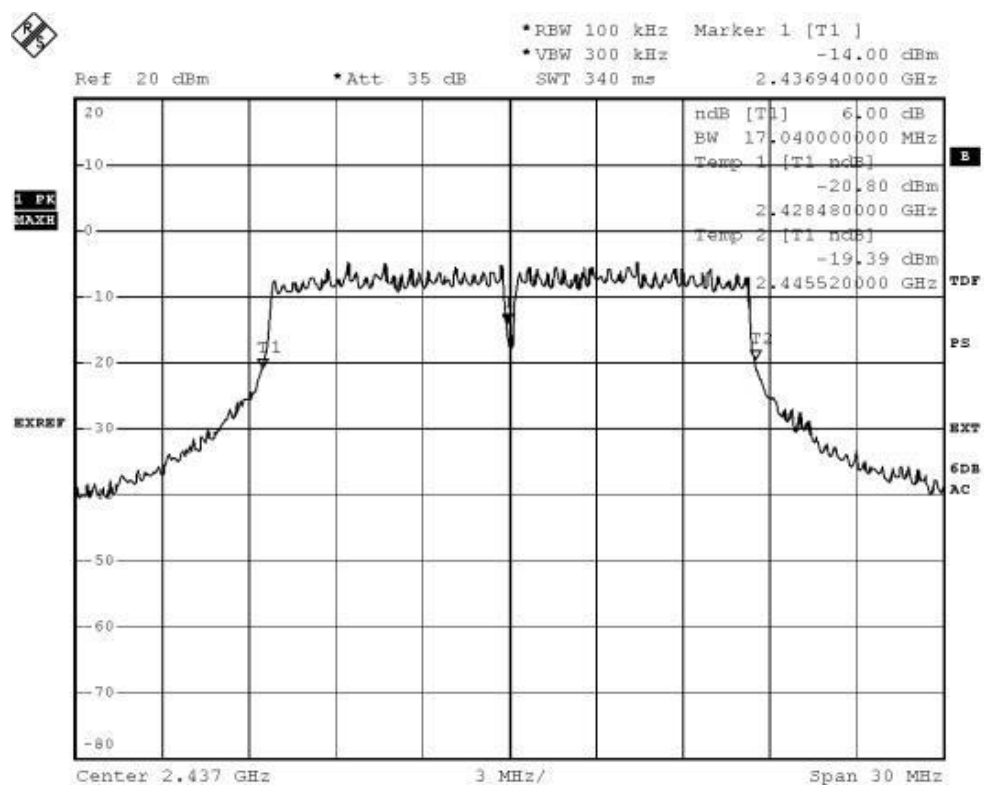
Page 42 of 64

No.: MH185439

Limits for 6dB Spectrum Bandwidth Measurement:

Frequency Range [MHz]	6dB Bandwidth [MHz]	FCC Limits [kHz]
2437.0	17.04	> 500

6 dB Bandwidth Plot on Configuration IEEE 802.11g CH6 (Mid. Operating Frequency)



The Hong Kong Standards and Testing Centre Ltd.

10 Dai Wang Street, Taipo Industrial Estate, N.T., Hong Kong
Tel: (852) 2666 1888 Fax: (852) 2664 4353 E-mail: hkstc@hkstc.org Homepage: www.stc-group.org

This report shall not be reproduced unless with prior written approval from The Hong Kong Standards and Testing Centre Ltd.
For Conditions of Issuance of this test report, please refer to the overleaf or Homepage

Please refer to the original test report as this e-report is for reference only!



STC Test Report

Date: 2011-08-20

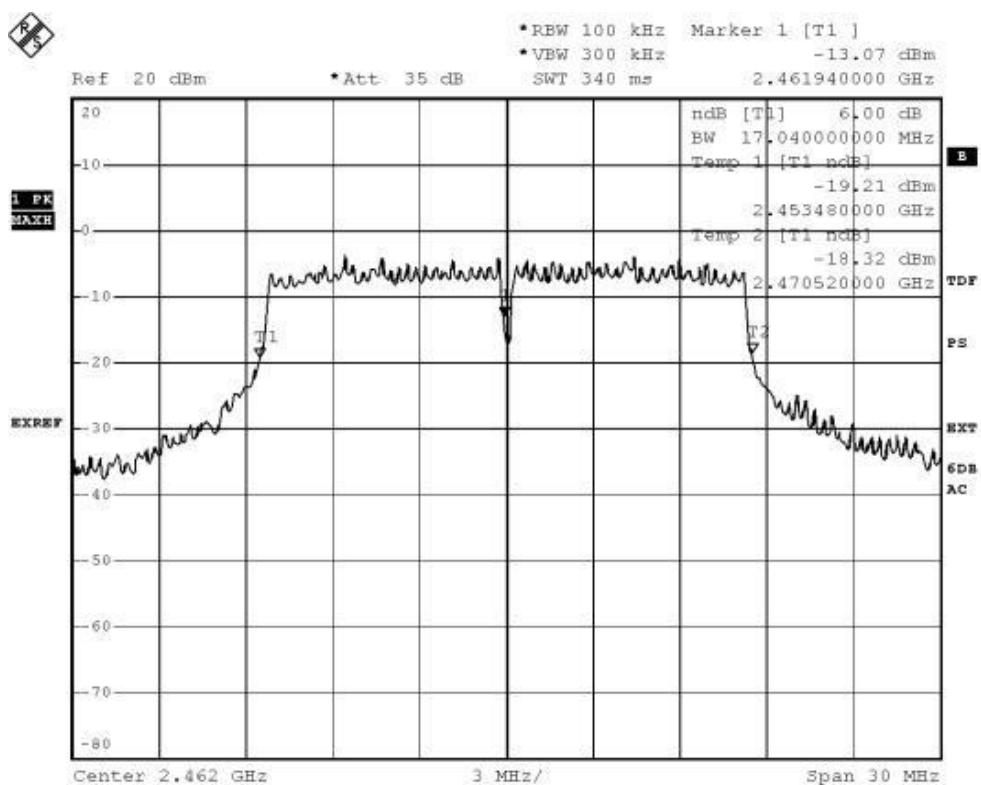
Page 43 of 64

No.: MH185439

Limits for 6dB Spectrum Bandwidth Measurement:

Frequency Range [MHz]	6dB Bandwidth [MHz]	FCC Limits [kHz]
2462.0	17.04	> 500

dB Bandwidth Plot on Configuration IEEE 802.11g CH11 (Highest Operating Frequency)



The Hong Kong Standards and Testing Centre Ltd.

10 Dai Wang Street, Taipo Industrial Estate, N.T., Hong Kong
Tel: (852) 2666 1888 Fax: (852) 2664 4353 E-mail: hkstc@hkstc.org Homepage: www.stc-group.org

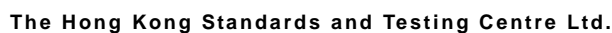
This report shall not be reproduced unless with prior written approval from The Hong Kong Standards and Testing Centre Ltd.
For Conditions of Issuance of this test report, please refer to the overleaf or Homepage

Please refer to the original test report as this e-report is for reference only!



Page 44 of 64

Limits for 6dB Spectrum Bandwidth Measurement:

6 dB Bandwidth Plot on Configuration IEEE 802.11 n20 CH1 (Lowest Operating Frequency)

This report shall not be reproduced unless with prior written approval from The Hong Kong Standards and Testing Centre Ltd.
For Conditions of Issuance of this test report, please refer to the overleaf or Homepage

Please refer to the original test report as this e-report is for reference only!



STC Test Report

Date: 2011-08-20

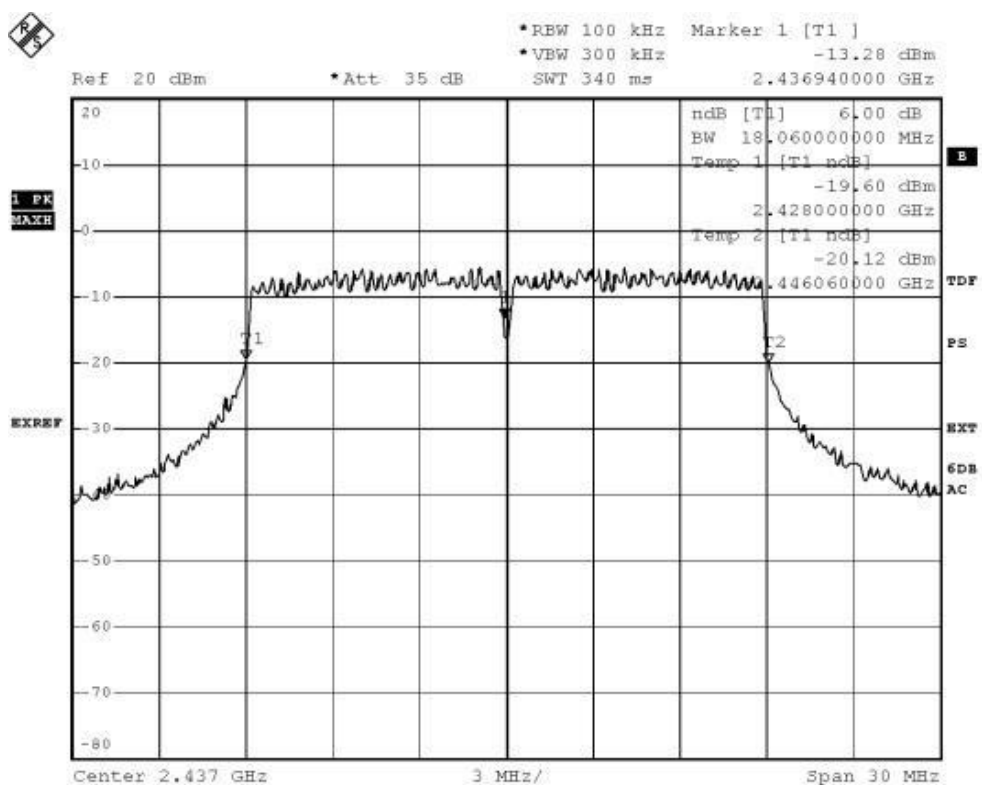
Page 45 of 64

No.: MH185439

Limits for 6dB Spectrum Bandwidth Measurement:

Frequency Range [MHz]	6dB Bandwidth [MHz]	FCC Limits [kHz]
2437.0	18.06	> 500

6 dB Bandwidth Plot on Configuration IEEE 802.11 n20 CH6 (Mid. Operating Frequency)



The Hong Kong Standards and Testing Centre Ltd.

10 Dai Wang Street, Taipo Industrial Estate, N.T., Hong Kong
Tel: (852) 2666 1888 Fax: (852) 2664 4353 E-mail: hkstc@hkstc.org Homepage: www.stc-group.org

This report shall not be reproduced unless with prior written approval from The Hong Kong Standards and Testing Centre Ltd.
For Conditions of Issuance of this test report, please refer to the overleaf or Homepage

Please refer to the original test report as this e-report is for reference only!



STC Test Report

Date: 2011-08-20

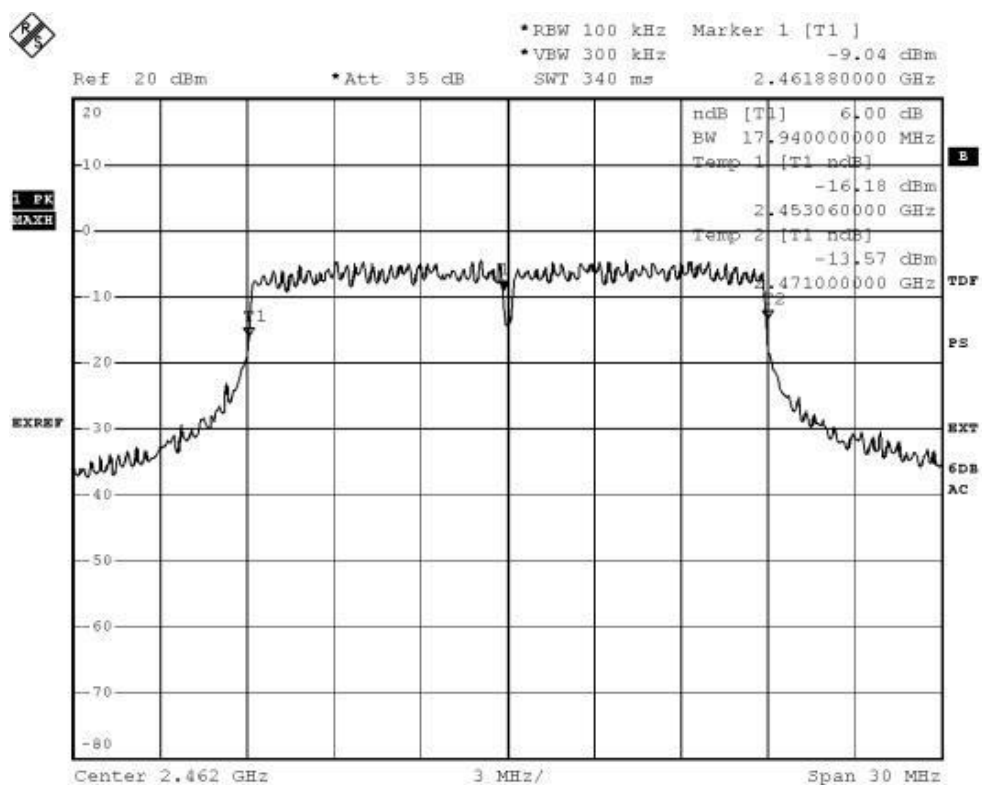
Page 46 of 64

No.: MH185439

Limits for 6dB Spectrum Bandwidth Measurement:

Frequency Range [MHz]	6dB Bandwidth [MHz]	FCC Limits [kHz]
2462.0	17.94	> 500

6 dB Bandwidth Plot on Configuration IEEE 802.11 n20 CH11 (Highest Operating Frequency)



The Hong Kong Standards and Testing Centre Ltd.

10 Dai Wang Street, Taipo Industrial Estate, N.T., Hong Kong
Tel: (852) 2666 1888 Fax: (852) 2664 4353 E-mail: hkstc@hkstc.org Homepage: www.stc-group.org

This report shall not be reproduced unless with prior written approval from The Hong Kong Standards and Testing Centre Ltd.
For Conditions of Issuance of this test report, please refer to the overleaf or Homepage

Please refer to the original test report as this e-report is for reference only!



No.: MH185439

Page 47 of 64

Frequency Range [MHz]	6dB Bandwidth [MHz]	FCC Limits [kHz]
2422.0	37.20	> 500

Ref 20 dBm *Att 35 dB SWT 560 ms 2.422400000 GHz

•RBW 100 kHz Marker 1 [T1]
 •VBW 300 kHz -21.79 dBm

ndB [T1] 6.00 dB
 BW 37.200000000 MHz
 Temp 1 [T1 ndB] -25.82 dBm
 2.403500000 GHz
 Temp 2 [T1 ndB] -28.37 dBm
 2.440700000 GHz

Center 2.422 GHz 5 MHz/ Span 50 MHz

Please refer to the original test report as this e-report is for reference only!



STC Test Report

Date: 2011-08-20

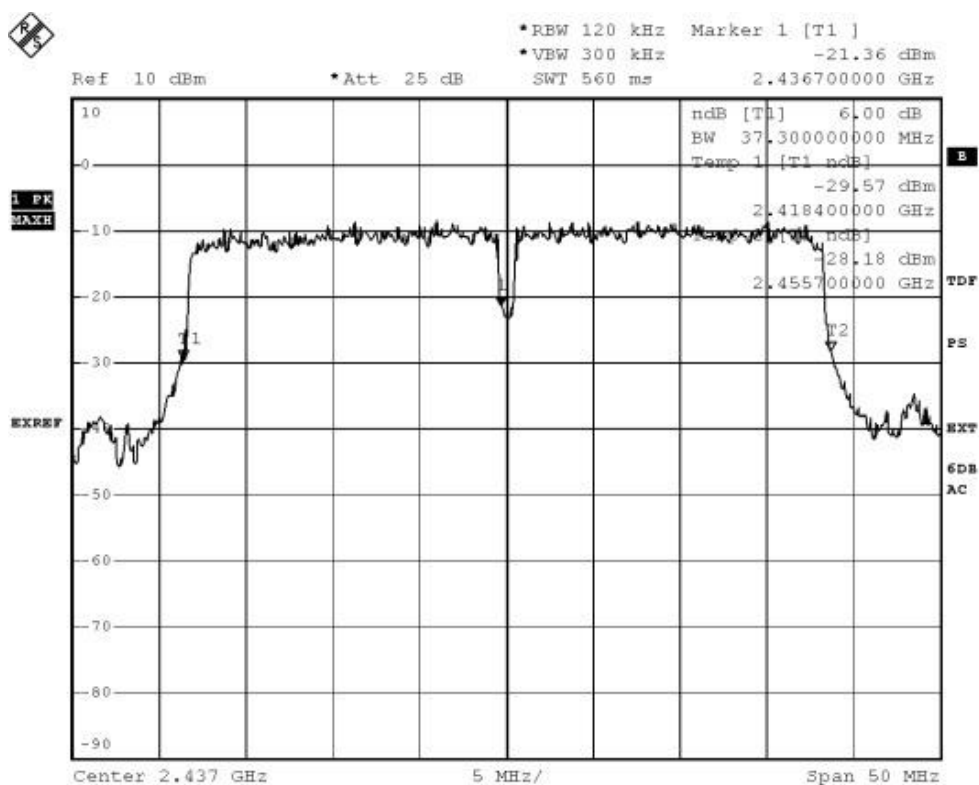
Page 48 of 64

No.: MH185439

Limits for 6dB Spectrum Bandwidth Measurement:

Frequency Range [MHz]	6dB Bandwidth [MHz]	FCC Limits [kHz]
2437.0	37.3	> 500

6 dB Bandwidth Plot on Configuration IEEE 802.11 n40 CH6 (Mid. Operating Frequency)



The Hong Kong Standards and Testing Centre Ltd.

10 Dai Wang Street, Taipo Industrial Estate, N.T., Hong Kong
Tel: (852) 2666 1888 Fax: (852) 2664 4353 E-mail: hkstc@hkstc.org Homepage: www.stc-group.org

This report shall not be reproduced unless with prior written approval from The Hong Kong Standards and Testing Centre Ltd.
For Conditions of Issuance of this test report, please refer to the overleaf or Homepage

Please refer to the original test report as this e-report is for reference only!



No.: MH185439

Page 49 of 64

Limits for 6dB Spectrum Bandwidth Measurement:

6 dB Bandwidth Plot on Configuration IEEE 802.11 n40 CH9 (**Highest Operating Frequency**)

Tel: (852) 2666 1888 Fax: (852) 2664 4353 E-mail: hkstc@hkstc.org Homepage: www.stc-group.org

This report shall not be reproduced unless with prior written approval from The Hong Kong Standards and Testing Centre Ltd.
For Conditions of Issuance of this test report, please refer to the overleaf or Homepage

Please refer to the original test report as this e-report is for reference only!



STC Test Report

Date: 2011-08-20

Page 50 of 64

No.: MH185439

3.1.5 Band Edges Measurement

Test Requirement:	FCC 47CFR 15.247
Test Method:	ANSI C63.4:2009
Test Date:	2011-08-17
Mode of Operation:	WiFi Mode

Test Method:

The band edge is measured at an amplitude level reduced from the reference level by a specified ratio. The reference level is the level of the highest amplitude signal observed from the transmitter at the fundamental frequency. The RBW and VBW are set to 100kHz for this measurement.

Test Setup:

As Test Setup of clause 3.1.2 in this test report.

The Hong Kong Standards and Testing Centre Ltd.

10 Dai Wang Street, Taipo Industrial Estate, N.T., Hong Kong
Tel: (852) 2666 1888 Fax: (852) 2664 4353 E-mail: hkstc@hkstc.org Homepage: www.stc-group.org

This report shall not be reproduced unless with prior written approval from The Hong Kong Standards and Testing Centre Ltd.
For Conditions of Issuance of this test report, please refer to the overleaf or Homepage

Please refer to the original test report as this e-report is for reference only!



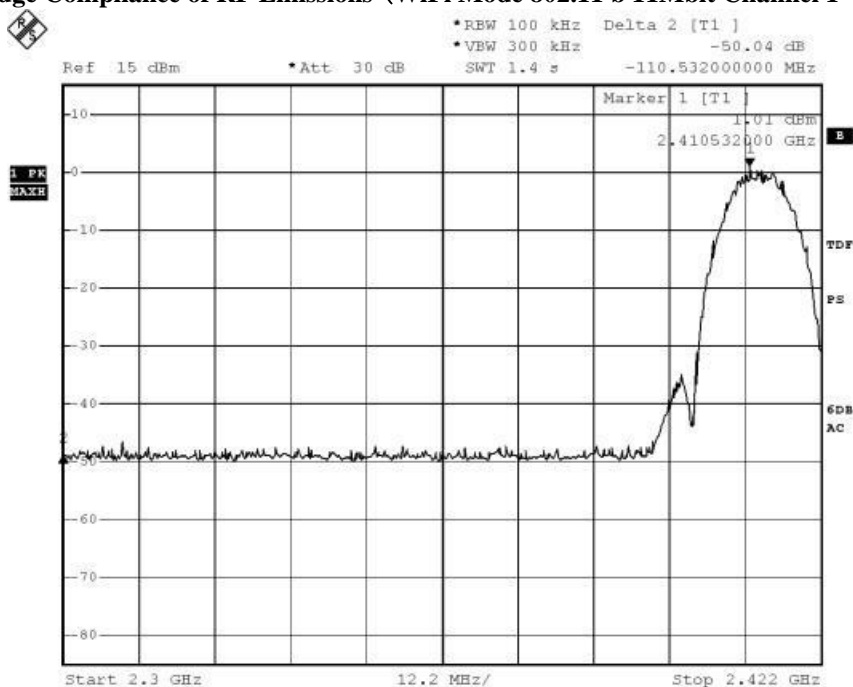
STC Test Report

Date: 2011-08-20

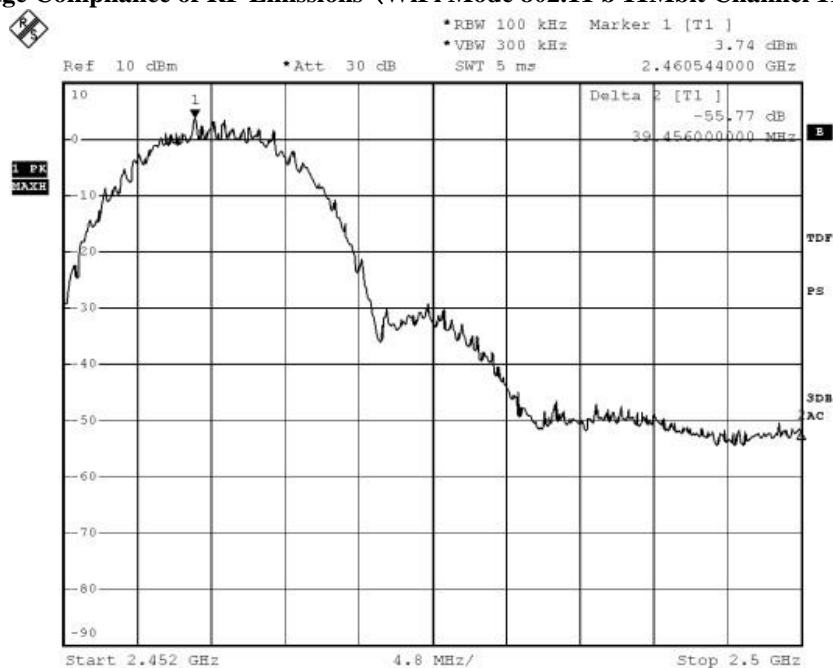
Page 51 of 64

No.: MH185439

Band-edge Compliance of RF Emissions (WiFi Mode 802.11 b 11Mbit Channel 1 - Lowest)



Band-edge Compliance of RF Emissions (WiFi Mode 802.11 b 11Mbit Channel 11 - Highest)



The Hong Kong Standards and Testing Centre Ltd.

10 Dai Wang Street, Taipo Industrial Estate, N.T., Hong Kong
Tel: (852) 2666 1888 Fax: (852) 2664 4353 E-mail: hkstc@hkstc.org Homepage: www.stc-group.org

This report shall not be reproduced unless with prior written approval from The Hong Kong Standards and Testing Centre Ltd.

For Conditions of Issuance of this test report, please refer to the overleaf or Homepage

Please refer to the original test report as this e-report is for reference only!



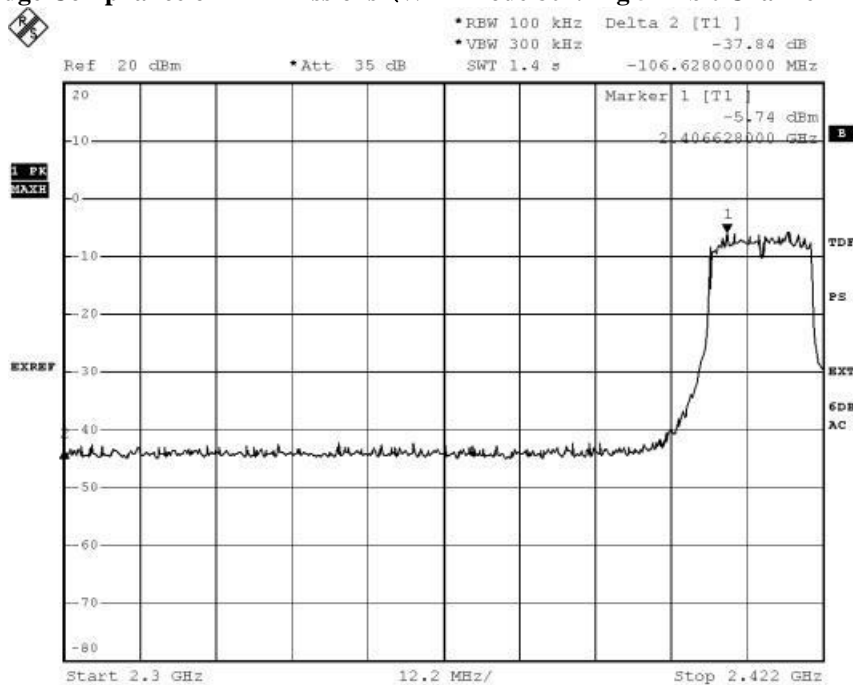
STC Test Report

Date: 2011-08-20

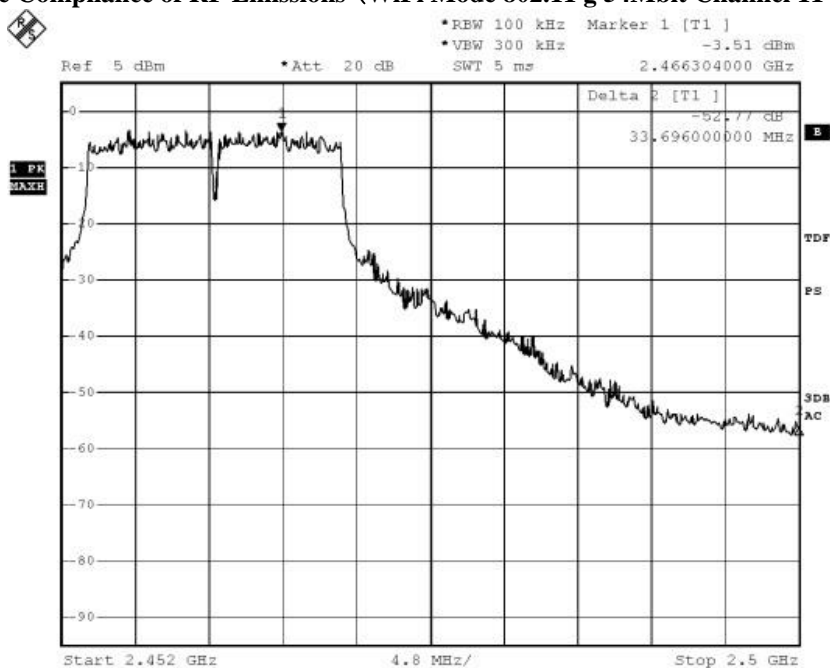
Page 52 of 64

No.: MH185439

Band-edge Compliance of RF Emissions (WiFi Mode 802.11 g 54Mbit Channel 1 - Lowest)



Band-edge Compliance of RF Emissions (WiFi Mode 802.11 g 54Mbit Channel 11 - Highest)



The Hong Kong Standards and Testing Centre Ltd.

10 Dai Wang Street, Taipo Industrial Estate, N.T., Hong Kong
Tel: (852) 2666 1888 Fax: (852) 2664 4353 E-mail: hkstc@hkstc.org Homepage: www.stc-group.org

This report shall not be reproduced unless with prior written approval from The Hong Kong Standards and Testing Centre Ltd.

For Conditions of Issuance of this test report, please refer to the overleaf or Homepage

Please refer to the original test report as this e-report is for reference only!



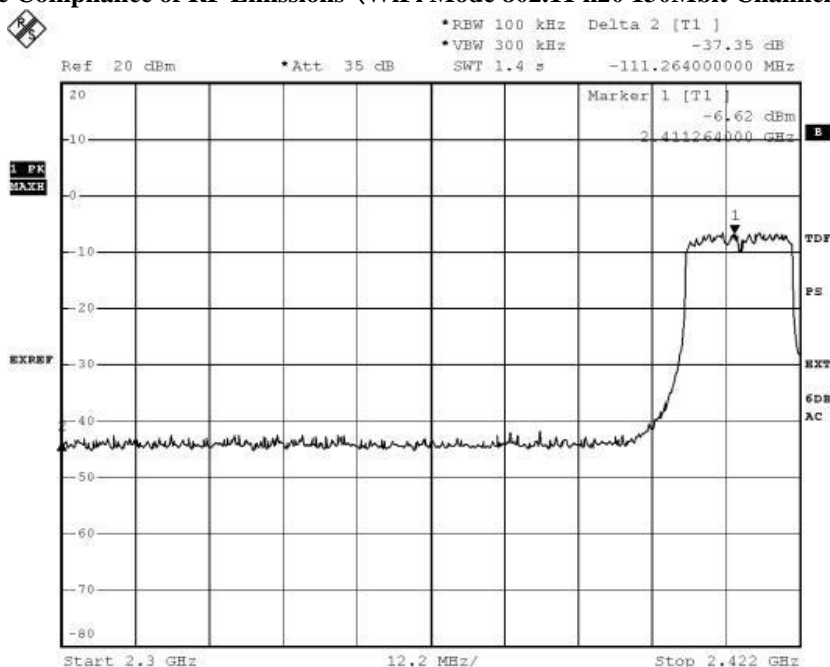
STC Test Report

Date: 2011-08-20

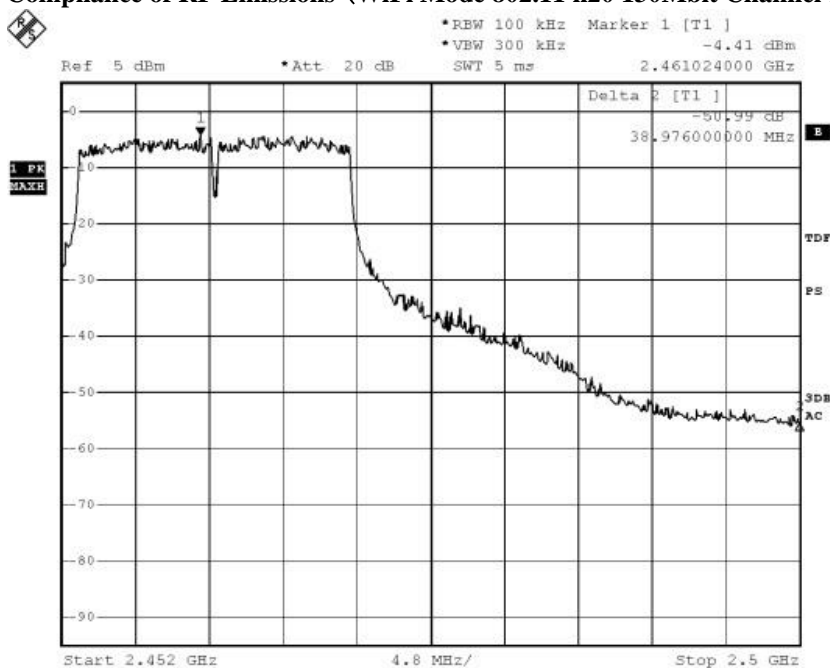
Page 53 of 64

No.: MH185439

Band-edge Compliance of RF Emissions (WiFi Mode 802.11 n20 130Mbit Channel 1 - Lowest)



Band-edge Compliance of RF Emissions (WiFi Mode 802.11 n20 130Mbit Channel 11 - Highest)



The Hong Kong Standards and Testing Centre Ltd.

10 Dai Wang Street, Taipo Industrial Estate, N.T., Hong Kong
Tel: (852) 2666 1888 Fax: (852) 2664 4353 E-mail: hkstc@hkstc.org Homepage: www.stc-group.org

This report shall not be reproduced unless with prior written approval from The Hong Kong Standards and Testing Centre Ltd.

For Conditions of Issuance of this test report, please refer to the overleaf or Homepage

Please refer to the original test report as this e-report is for reference only!



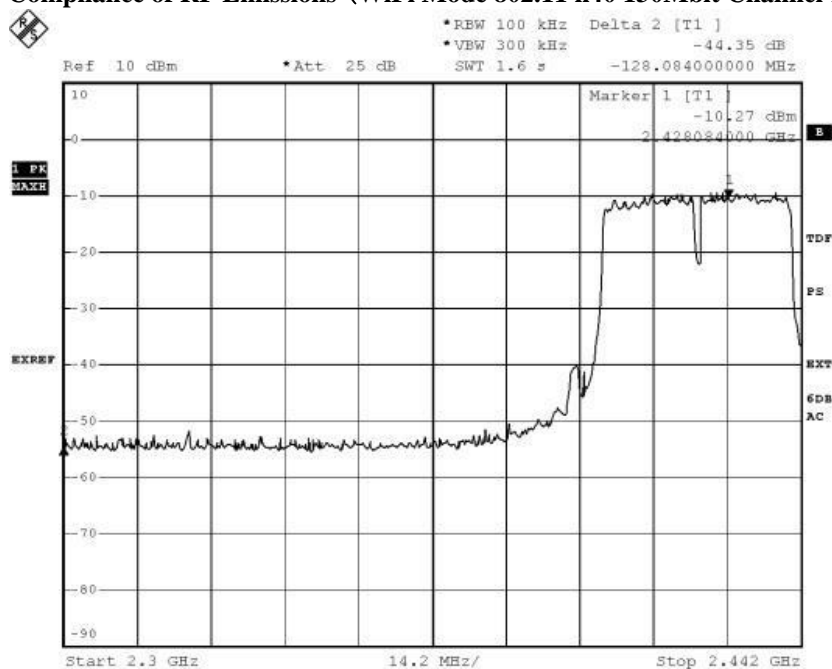
STC Test Report

Date: 2011-08-20

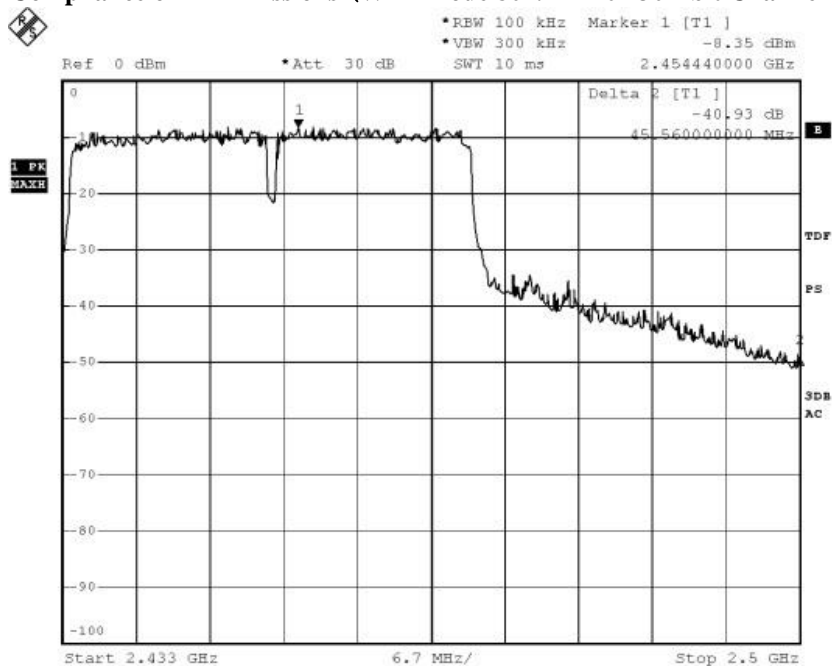
Page 54 of 64

No.: MH185439

Band-edge Compliance of RF Emissions (WiFi Mode 802.11 n40 130Mbit Channel 1 - Lowest)



Band-edge Compliance of RF Emissions (WiFi Mode 802.11 n40 130Mbit Channel 9 - Highest)



The Hong Kong Standards and Testing Centre Ltd.

10 Dai Wang Street, Taipo Industrial Estate, N.T., Hong Kong
Tel: (852) 2666 1888 Fax: (852) 2664 4353 E-mail: hkstc@hkstc.org Homepage: www.stc-group.org

This report shall not be reproduced unless with prior written approval from The Hong Kong Standards and Testing Centre Ltd.

For Conditions of Issuance of this test report, please refer to the overleaf or Homepage

Please refer to the original test report as this e-report is for reference only!



STC Test Report

Date: 2011-08-20

Page 55 of 64

No.: MH185439

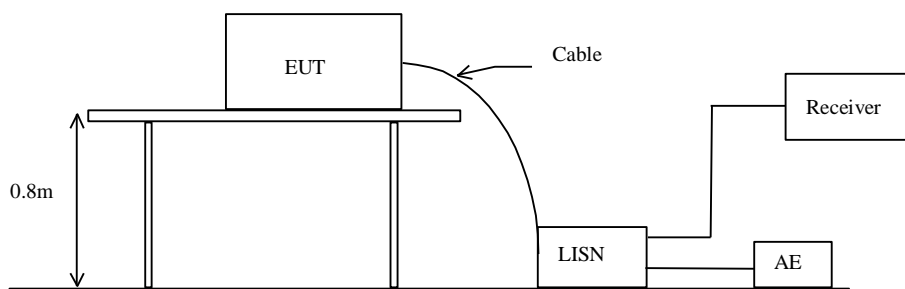
3.1.7 Conducted Emissions (0.15MHz to 30MHz)

Test Requirement:	FCC 47CFR 15.207
Test Method:	ANSI C63.4:2009
Test Date:	2011-07-11
Mode of Operation:	WiFi Mode

Test Method:

The test was performed in accordance with ANSI C63.4:2009, with the following: an initial measurement was performed in peak and average detection mode on the live line, any emissions recorded within 30dB of the relevant limit line were re-measured using quasi-peak and average detection on the live and neutral lines with the worst case recorded in the table of results.

Test Setup:



The Hong Kong Standards and Testing Centre Ltd.

10 Dai Wang Street, Taipo Industrial Estate, N.T., Hong Kong
Tel: (852) 2666 1888 Fax: (852) 2664 4353 E-mail: hkstc@hkstc.org Homepage: www.stc-group.org

This report shall not be reproduced unless with prior written approval from The Hong Kong Standards and Testing Centre Ltd.
For Conditions of Issuance of this test report, please refer to the overleaf or Homepage

Please refer to the original test report as this e-report is for reference only!



STC Test Report

Date: 2011-08-20

Page 56 of 64

No.: MH185439

Limit for Conducted Emissions (FCC 47 CFR 15.207):

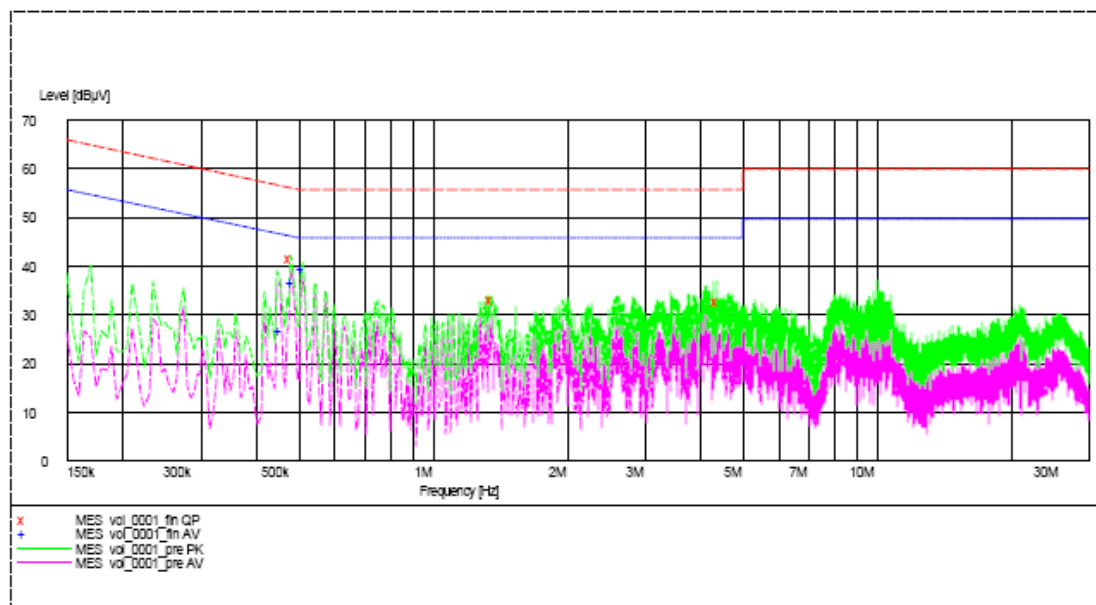
Frequency Range [MHz]	Quasi-Peak Limits [dB μ V]	Average [dB μ V]
0.15-0.5	66 to 56*	56 to 46*
0.5-5.0	56	46
5.0-30.0	60	50

* Decreases with the logarithm of the frequency.

Limits for Conducted Emissions Test, please refer to limit lines (Quasi-Peak and Average) in the following diagram.

Results of WiFi mode (L): PASS

Please refer to the following diagram for individual results.



Remark:

Calculated measurement uncertainty : 3.97dB

The Hong Kong Standards and Testing Centre Ltd.

10 Dai Wang Street, Taipo Industrial Estate, N.T., Hong Kong
Tel: (852) 2666 1888 Fax: (852) 2664 4353 E-mail: hkstc@hkstc.org Homepage: www.stc-group.org

This report shall not be reproduced unless with prior written approval from The Hong Kong Standards and Testing Centre Ltd.
For Conditions of Issuance of this test report, please refer to the overleaf or Homepage

Please refer to the original test report as this e-report is for reference only!



STC Test Report

Date: 2011-08-20

Page 57 of 64

No.: MH185439

Limit for Conducted Emissions (FCC 47 CFR 15.207):

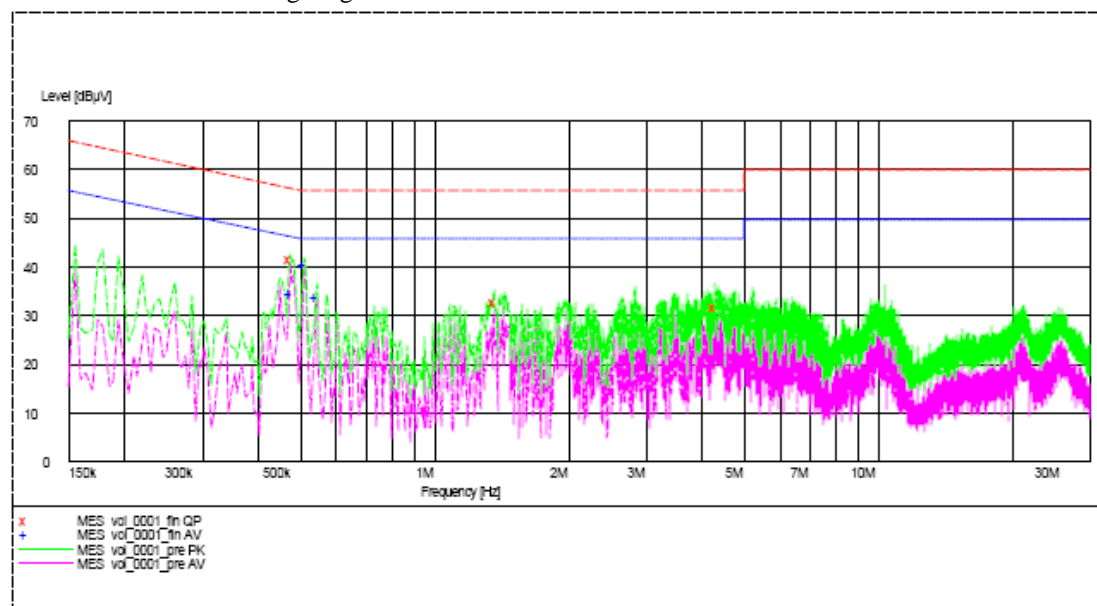
Frequency Range [MHz]	Quasi-Peak Limits [dBμV]	Average [dBμV]
0.15-0.5	66 to 56*	56 to 46*
0.5-5.0	56	46
5.0-30.0	60	50

* Decreases with the logarithm of the frequency.

Limits for Conducted Emissions Test, please refer to limit lines (Quasi-Peak and Average) in the following diagram.

Results of WiFi mode (N): PASS

Please refer to the following diagram for individual results.



Remarks

Calculated measurement uncertainty : 3.97dB

The Hong Kong Standards and Testing Centre Ltd.

10 Dai Wang Street, Taipo Industrial Estate, N.T., Hong Kong
Tel: (852) 2666 1888 Fax: (852) 2664 4353 E-mail: hkstc@hkstc.org Homepage: www.stc-group.org

This report shall not be reproduced unless with prior written approval from The Hong Kong Standards and Testing Centre Ltd.
For Conditions of Issuance of this test report, please refer to the overleaf or Homepage

Please refer to the original test report as this e-report is for reference only!



STC Test Report

Date: 2011-08-20

Page 58 of 64

No.: MH185439

RF Exposure

Test Requirement: FCC 47CFR 15.247(b)(5)

Test Date: 2011-08-07

Mode of Operation: WiFi mode

Test Method:

Systems operating under the provisions of this section shall be operated in a manner that ensures that the public is not exposed to radio frequency energy levels in excess of the Commission's guidelines.

Test Results:

The EUT complied with the requirement(s) of this section.

EUT meets the requirements of these sections as proven through MPE calculation

The MPE calculation for EUT @ 20cm

Based on the highest P = 8.38 mW

$$\begin{aligned} P_d &= PG / 4\pi R^2 = (8.38 \times 1.122) / 12.566 \times (20)^2 \\ &= (9.402) / 12.566 \times 400 = 9.402 / 5026.4 \\ &= 0.00187 \text{ mW/cm}^2 \end{aligned}$$

where:

* P_d = power density in mW/cm²

* G = Antenna numeric gain (1.122); $\text{Log } G = g/10$ ($g = 0.5\text{dBi}$).

* P = Conducted RF power to antenna (8.38 mW).

* R = Minimum allowable distance.(20 cm)

*The power density $P_d = 0.014 \text{ mW/cm}^2$ is less than 1 mW/cm^2 (listed MPE limit)

*The SAR evaluation is not needed (this is a desk top device, $R > 20 \text{ cm}$)

* The EUT(antenna) must be 0.2 meters away from the General Population.

The Hong Kong Standards and Testing Centre Ltd.

10 Dai Wang Street, Taipo Industrial Estate, N.T., Hong Kong
Tel: (852) 2666 1888 Fax: (852) 2664 4353 E-mail: hkstc@hkstc.org Homepage: www.stc-group.org

This report shall not be reproduced unless with prior written approval from The Hong Kong Standards and Testing Centre Ltd.
For Conditions of Issuance of this test report, please refer to the overleaf or Homepage

Please refer to the original test report as this e-report is for reference only!



STC Test Report

Date: 2011-08-20

Page 59 of 64

No.: MH185439

Antenna Requirement

Test Requirements: § 15.203

Test Specification:

An intentional radiator shall be designed to ensure that no antenna other than that furnished by the responsible party shall be used with the device. The use of a permanently attached antenna or of an antenna that uses a unique coupling to the intentional radiator shall be considered sufficient to comply with the provisions of this section. The manufacturer may design the unit so that a broken antenna can be replaced by the user, but the use of a standard antenna jack or electrical connector is prohibited.

Test Results:

The EUT has 2 Dipole Antenna which is connected to the reverse-polarity SMA connector on the PCB of the main unit, the antenna gain = 0.5dBi. All component install on inside of EUT. User unable to remove or changed the Antenna.

Frequency List for 802.11 b/g, n20/40

There are two bandwidth systems for IEEE 802.11n

For both 20MHz bandwidth systems, use Channel 1-Channel 11.

For both 40MHz bandwidth systems, use Channel 3-Channel 9.

Item	Frequency (MHz)	Item	Frequency (MHz)
1	2412	7	2442
2	2417	8	2447
3	2422	9	2452
4	2427	10	2457
5	2432	11	2462
6	2437	—	—

The Hong Kong Standards and Testing Centre Ltd.

10 Dai Wang Street, Taipo Industrial Estate, N.T., Hong Kong
Tel: (852) 2666 1888 Fax: (852) 2664 4353 E-mail: hkstc@hkstc.org Homepage: www.stc-group.org

This report shall not be reproduced unless with prior written approval from The Hong Kong Standards and Testing Centre Ltd.
For Conditions of Issuance of this test report, please refer to the overleaf or Homepage

Please refer to the original test report as this e-report is for reference only!



STC Test Report

Date: 2011-08-20

Page 60 of 64

No.: MH185439

Appendix A

List of Measurement Equipment

Conducted RF Power

EQP NO.	DESCRIPTION	MANUFACTURER	MODEL NO.	SERIAL NO.	LAST CAL	DUE CAL
EM229	EMI TEST RECEIVER	ROHDE & SCHWARZ	ESIB40	100248	2010/09/08	2011/09/08
N/A	2 WAY RESISTIVE POWER COMBINER	JFW	50PD-379	0941	2011/07/15	2012/07/15

Radiated Emission

EQP NO.	DESCRIPTION	MANUFACTURER	MODEL NO.	SERIAL NO.	LAST CAL	DUE CAL
EM020	HORN ANTENNA	EMCO	3115	4032	2009/09/02	2011/09/02
EM215	MULTIDEVICE CONTROLLER	EMCO	2090	00024676	N/A	N/A
EM216	MINI MAST SYSTEM	EMCO	2075	00026842	N/A	N/A
EM217	ELECTRIC POWERED TURNTABLE	EMCO	2088	00029144	N/A	N/A
EM218	ANECHOIC CHAMBER	ETS-Linggren	FACT-3	--	2010/10/25	2011/10/25
EM174	BICONILOG ANTENNA	EMCO	3142B	1671	2010/02/09	2012/02/09
EM229	EMI Test Receiver	R&S	ESIB40	100248	2011/04/26	2012/04/26
EM022	LOOP ANTENNA	EMCO	6502	1189-2424	2009/09/07	2011/09/07

Line Conducted

EQP NO.	DESCRIPTION	MANUFACTURER	MODEL NO.	SERIAL NO.	LAST CAL	DUE CAL
EM197	LISN	EMCO	4825/2	1193	2010/10/13	2011/10/13
EM181	EMI TEST RECEIVER	ROHDE & SCHWARZ	ESIB7	100072	2011/04/26	2012/04/26
EM154	SHIELDING ROOM	SIEMENS MATSUSHITA COMPONENTS	N/A	803-740-057-99A	2011/01/23	2012/01/23

Remarks:-

CM Corrective Maintenance

N/A Not Applicable

TBD To Be Determined

The Hong Kong Standards and Testing Centre Ltd.

10 Dai Wang Street, Taipo Industrial Estate, N.T., Hong Kong
Tel: (852) 2666 1888 Fax: (852) 2664 4353 E-mail: hkstc@hkstc.org Homepage: www.stc-group.org

This report shall not be reproduced unless with prior written approval from The Hong Kong Standards and Testing Centre Ltd.
For Conditions of Issuance of this test report, please refer to the overleaf or Homepage

Please refer to the original test report as this e-report is for reference only!



STC Test Report

Date: 2011-08-20

Page 61 of 64

No.: MH185439

Appendix B

Ancillary Equipment

ITEM NO.	DESCRIPTION	MODEL NO.	FCC ID	REMARK
1	LCD TV	LCD-1501	N/A	15" LCD TV
2	DELL KEYBOARD	SK-8110	N/A	1.8M SHIELDED COILED CABLE CONNECTED TO THE COMPUTER
3	DELL MOUSE	N/A	N/A	2.4M UNSHIELDED CABLE CONNECTED TO THE COMPUTER
4	SD CARD	N/A	N/A	2.0 GB SD MEMORY CARD
5	USB FLASH DRIVE	N/A	N/A	HIGH-SPEED USB 2.0 8GB FLASH DRIVE

The Hong Kong Standards and Testing Centre Ltd.

10 Dai Wang Street, Taipo Industrial Estate, N.T., Hong Kong
Tel: (852) 2666 1888 Fax: (852) 2664 4353 E-mail: hkstc@hkstc.org Homepage: www.stc-group.org

This report shall not be reproduced unless with prior written approval from The Hong Kong Standards and Testing Centre Ltd.
For Conditions of Issuance of this test report, please refer to the overleaf or Homepage

Please refer to the original test report as this e-report is for reference only!



STC Test Report

Date: 2011-08-20

Page 62 of 64

No.: MH185439

Appendix C

Photographs of EUT


Front View of the product




Rear View of the product



Inner Circuit Top View



Inner Circuit Bottom View



The Hong Kong Standards and Testing Centre Ltd.

10 Dai Wang Street, Taipo Industrial Estate, N.T., Hong Kong
Tel: (852) 2666 1888 Fax: (852) 2664 4353 E-mail: hkstc@hkstc.org Homepage: www.stc-group.org

This report shall not be reproduced unless with prior written approval from The Hong Kong Standards and Testing Centre Ltd.
For Conditions of Issuance of this test report, please refer to the overleaf or Homepage

Please refer to the original test report as this e-report is for reference only!



STC Test Report


Date: 2011-08-20

Page 63 of 64

No.: MH185439

Photographs of EUT

Measurement of Radiated Emission Test Set Up



The Hong Kong Standards and Testing Centre Ltd.

10 Dai Wang Street, Taipo Industrial Estate, N.T., Hong Kong
Tel: (852) 2666 1888 Fax: (852) 2664 4353 E-mail: hkstc@hkstc.org Homepage: www.stc-group.org

This report shall not be reproduced unless with prior written approval from The Hong Kong Standards and Testing Centre Ltd.
For Conditions of Issuance of this test report, please refer to the overleaf or Homepage

Please refer to the original test report as this e-report is for reference only!



STC Test Report


Date: 2011-08-20

Page 64 of 64


No.: MH185439

Photographs of EUT

Measurement of Radiated Emission Test Set Up



Measurement of Conducted Emission Test Set Up



******* End of Test Report *******

The Hong Kong Standards and Testing Centre Ltd.

10 Dai Wang Street, Taipo Industrial Estate, N.T., Hong Kong
Tel: (852) 2666 1888 Fax: (852) 2664 4353 E-mail: hkstc@hkstc.org Homepage: www.stc-group.org

This report shall not be reproduced unless with prior written approval from The Hong Kong Standards and Testing Centre Ltd.
For Conditions of Issuance of this test report, please refer to the overleaf or Homepage

Please refer to the original test report as this e-report is for reference only!