

ARCTIS NOVA 7X WIRELESS

PRODUCT INFORMATION GUIDE

TABLE OF CONTENTS

GENERAL

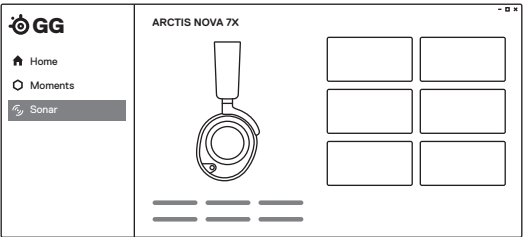
PACKAGE CONTENTS

- Arctis Nova 7X Wireless Headset
- Wireless Dongle
- USB-A adapter Cable
- Charging Cable

SYSTEM COMPATIBILITY

- Xbox Series X|S
- Xbox One
- PC
- PlayStation 5
- PlayStation 4
- Android
- Nintendo Switch
- Mac

SOFTWARE



Use Engine inside SteelSeries GG to set custom equalizer settings and control your mic.

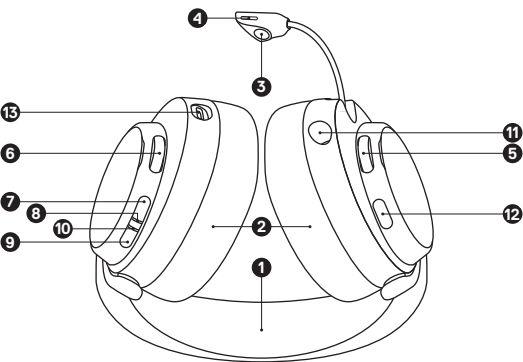
GG also has other amazing apps like Sonar, a breakthrough in gaming sound, that allows you to hear what matters most, through cutting-edge audio tools.

 **DOWNLOAD NOW**
steelseri.es/gg

PRODUCT OVERVIEW

HEADSET

- 1 Elastic Headband*
- 2 Airweave Ear Cushions*
- 3 Retractable ClearCast Microphone
- 4 Microphone Mute LED
- 5 Volume Wheel
- 6 ChatMix Dial
- 7 Power Button
- 8 Power Indicator LED
- 9 Bluetooth Button
- 10 Bluetooth Indicator LED
- 11 3.5 mm Wired Audio Jack
- 12 Microphone Mute Button
- 13 USB-C Charging Jack



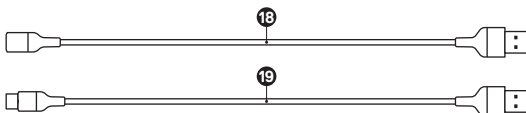
WIRELESS DONGLE

- 14 Wireless Dongle*
- 15 Wireless Mode Switch
- 16 Pairing Button
- 17 Status LED



ACCESSORIES*

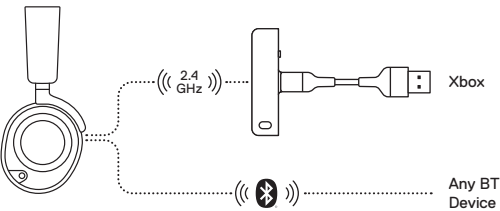
- 18 USB-A Adapter Cable*
- 19 Charging Cable*



SETUP

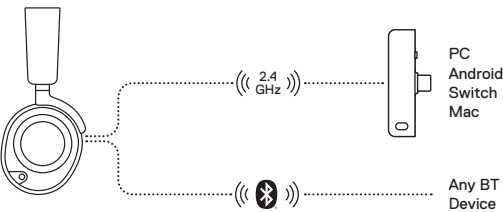
XBOX CONNECTION

Set the Dongle's *Wireless Mode Switch (15)* to "Xbox".



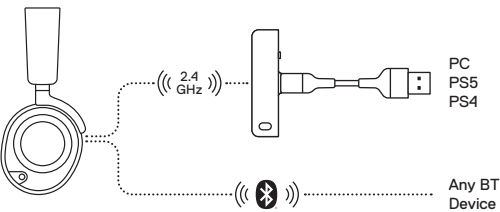
OTHER CONNECTION TO USB-C

Set the Dongle's *Wireless Mode Switch (15)* to "USB".



OTHER CONNECTION TO USB-A

Set the Dongle's *Wireless Mode Switch (15)* to "USB".



PLAYSTATION 5 AUDIO SETTINGS

PS5 SETTING > AUDIO OUTPUT

Output to Headphones	All Audio
----------------------	-----------

PS5 SETTING > AUDIO OUTPUT > VOLUME

Headphones	Set to Max
------------	------------

POWER

POWER ON/OFF

Press and hold the **Power Button (7)** for 1 second to power the Headset On/Off.

When the Headset is powered on and connected, the Dongle's **Status LED (17)** increases brightness.

CHARGING

To charge the headset, connect the **Charging Cable (19)** from the Headset's **USB-C Charging Jack (13)** to any USB power source.

The color of the **Power Indicator LED (8)** indicates the battery level.

Green	100–50 %
Yellow	49–15 %
Red	14–5 %
Red (fast blink)	4–1%

PAIRING

Note: The headset and dongle come paired.

If you need to re-pair:

- 1 Connect the **Wireless Dongle (14)** to your gaming device.
- 2 Press and hold the Dongle's **Pairing Button (16)** for 4 seconds until the **Power Indicator LED (8)** blinks rapidly.
- 3 With the headset off, press and hold the **Power Button (7)** for 4 seconds until the **Power Indicator LED (8)** blinks rapidly.
- 4 When pairing is successful you will hear a tone, and the Dongle's **Status LED (17)** will turn solid.

BLUETOOTH





BLUETOOTH POWER

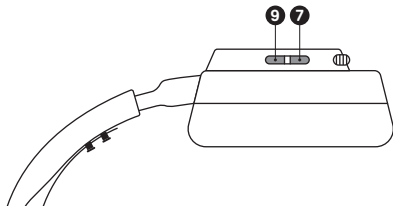
Bluetooth can be powered On/Off independently of the 2.4GHz wireless by pressing and holding the **Bluetooth Button (9)** for 1 second.

PAIRING

With Bluetooth Off, press and hold the **Bluetooth Button (9)** for 4 seconds.

MULTIMEDIA CONTROL

-  Answer/End Voice Call
Single press the **Bluetooth Button (9)**
-  Play/Pause Music
Single press the **Bluetooth Button (9)**
-  Skip Track
Double press the **Bluetooth Button (9)**
-  Previous Track
Triple press the **Bluetooth Button (9)**



Note: The **Power Button (7)** can be used for Multimedia control in the same way.

CHATMIX

ChatMix works on Xbox without any additional setup needed.

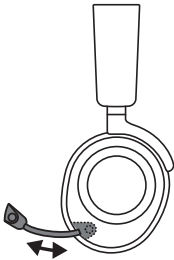
At the middle position of the **ChatMix Dial (6)** game and chat are full volume. Rotating the **ChatMix Dial (6)** towards chat reduces the game volume and vice versa.

To control ChatMix on PC, first install the SteelSeries GG software:
steelseries.com/gg

MICROPHONE

RETRACTABLE MICROPHONE

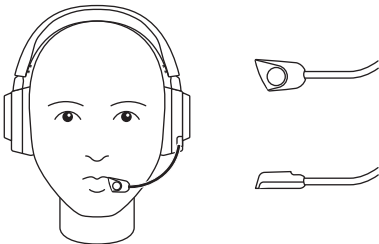
Out of the box, the *Retractable ClearCast Microphone (3)* is retracted. To use the microphone, slide it away from the headset until it reaches full extension.



POSITIONING

Position the *Retractable ClearCast Microphone (3)* close to the corner of your mouth with the front surface facing you.


Note: The microphone should not be used when retracted.



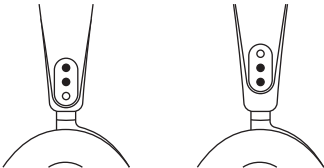
PERFECT FIT

There are two ways to adjust the fit of your headset

- 1 Slide the Earcups up or down to change the overall height.



- 1 Change the position of the **Elastic Headband (1)** on one or both sides to achieve the desired tension and flex.



REGULATORY



Europe – EU Declaration of Conformity

Hereby, SteelSeries ApS. declares that the equipment which is compliance with directive RoHS 2.0 (2015/863/EU), R.E.D (2014/53/EU), EMC Directive (2014/30/EU), and LVD (2014/35/EU) which are issued by the Commission of the European Community.

The full text of the EU declaration of conformity is available at the following internet address: <https://steelseries.com/>

SteelSeries ApS. hereby confirms, to date, based on the feedback from our suppliers indicates that our products shipping to the EU territory comply with REACH (Registration, Evaluation, Authorization, and Restriction of Chemicals - (EC) 1907/2006) compliance program. We are fully committed to offering REACH compliance on the products and posting accurate REACH compliance status for the all of products.

Frequency bands and Powers (Headset and Transceiver)

- Frequency band(s) in which the radio equipment operates: 2.400 - 2.4835 GHz
- Maximum radio-frequency power transmitted in the frequency band(s) in which the radio equipment operates:
 - BT: GFSK: 6.09 dBm \pm 2 dBm (Wireless Headset)
 - GFSK: 5.64 dBm \pm 2 dBm (Wireless Headset)
- Firmware Version: XXXXXXXX



UK Declaration of Conformity

Hereby, SteelSeries ApS. declares that the following equipment which is compliance with Electromagnetic Compatibility Regulations 2016, Electrical Equipment (Safety) Regulations 2016, Radio Equipment Regulations 2017 and The Restriction of the Use of Certain Hazardous Substances in Electrical and Electronic Equipment Regulations 2012 issued by the Department for Business, Energy & Industrial Strategy.

The full text of the UK declaration of conformity is available at the following internet address: www.steelseries.com



WEEE

This product must not be disposed of with your other household waste or treat them in compliance with the local regulations or contact your local city office, your household waste disposal service or the shop where you purchased the product.

Turkey RoHS Compliance

Republic of Turkey: In conformity with the EEE Regulation

Türkiye Cumhuriyeti: EEE Yönetmeliğine Uygundur



Safety Guideline for Lithium Battery

This battery must not be disposed of with your other household waste or treat them in compliance with the local regulations or contact your local city office, your household waste disposal service or the shop where you purchased the product.



Federal Communication Commission Interference Statement

This device complies with Part 15 of the FCC Rules. Operation is subject to the following two conditions:

1. This device may not cause harmful interference, and
2. this device must accept any interference received, including interference that may cause undesired operation.

This equipment has been tested and found to comply with the limits for a Class B digital device, pursuant to Part 15 of the FCC Rules. These limits are designed to provide reasonable protection against harmful interference in a residential installation. This equipment generates, uses and can radiate radio frequency energy and, if not installed and used in accordance with the instructions, may cause harmful interference to radio communications. However, there is no guarantee that interference will not occur in a particular installation. If this equipment does cause harmful interference to radio or television reception, which can be determined by turning the equipment off and on, the user is encouraged to try to correct the interference by one of the following measures:

- Reorient or relocate the receiving antenna.
- Increase the separation between the equipment and receiver.
- Connect the equipment into an outlet on a circuit different from that to which the receiver is connected.
- Consult the dealer or an experienced radio/TV technician for help.

FCC Caution:

Any changes or modifications not expressly approved by the party responsible for compliance could void the user's authority to operate this equipment.

This transmitter must not be co-located or operating in conjunction with any other antenna or transmitter.

Radiation Exposure Statement:

The device has been evaluated to meet general RF exposure requirement, the device can be used in portable exposure condition without restriction.

FCC ID: ZHK-HS31 (Wireless Headset)

FCC ID: ZHK-HS31TX(Transceiver)

Region	Address	Telephone
USA	SteelSeries ApS., 656 W Randolph St., Suite 3E, Chicago, IL 60661, USA	+1 312 258 9467

Industry Canada Statement

This device complies with Industry Canada license-exempt RSS standard(s). Operation is subject to the following two conditions:

1. this device may not cause interference, and
2. this device must accept any interference, including interference that may cause undesired operation of the device.

Le présent appareil est conforme aux CNR d'Industrie Canada

applicables aux appareils radio exempts de licence. L'exploitation est autorisée aux deux conditions suivantes:

1. l'appareil ne doit pas produire de brouillage, et
2. l'utilisateur de l'appareil doit accepter tout brouillage radioélectrique subi, même si le brouillage est susceptible d'en compromettre le fonctionnement.

This Class B digital apparatus complies with Canadian ICES-003.

Cet appareil numérique de la classe B est conforme à la norme NMB-003 du Canada.

This device and its antenna(s) must not be co-located or operating in conjunction with any other antenna or transmitter, except tested built-in radios.

Cet appareil et son antenne ne doivent pas être situés ou fonctionner en conjonction avec une autre antenne ou un autre émetteur, exception faites des radios intégrées qui ont été testées.

The County Code Selection feature is disabled for products marketed in the US/ Canada.

La fonction de sélection de l'indicatif du pays est désactivée pour les produits commercialisés aux États-Unis et au Canada.

The appliance must not be exposed to splashes or drops of water and it should not be used as a support for any object filled with liquid, such as a vase.

L'appareil ne doit pas être exposé à des éclaboussures ou à des gouttes d'eau et il ne doit pas servir de support à un quelconque objet rempli de liquide, tel qu'un vase.

"CAUTION!"

RISK OF EXPLOSION IF BATTERY PACK IS NOT REPLACE BY SAME TYPE AS SPECIFIED BY THE MANUFACTURER.

Please keep follow all listed important warnings and cautions below while using this battery pack to avoid any damage or hazard.

1. The battery polarity (+) and (-) shall not be connected and charged reversely. Risk of explosion if the battery polarity (+) and (-) is reversed.
2. Please keep this battery pack away from fire and high heat sources due to the explosion that might happen. Do not place your battery pack close to any heater or hot location.
3. This battery pack shall not be hit or impacted. This battery pack shall not be dealt with any sharp or keen objects either.
4. This battery pack shall not be exposed to moisture, dripping or splashing.
5. If any electrolyte flows out of this battery pack when touching the user's eyes and skin, please seek medical advice immediately.

"MISE EN GARDE!"

RISQUE D'EXPLOSION SI LE BLOC-PILES N'EST PAS REMPLACÉ PAR LE MÊME TYPE

QUE SPÉCIFIÉ PAR LE FABRICANT.

Veuillez suivre tous les avertissements et mises en garde ci-dessous lors de l'utilisation de cette batterie pour éviter tout dommage ou danger.

1. La polarité (+) et (-) de la batterie ne doit pas être connectée et chargée à l'envers. Risque d'explosion si la polarité (+) et (-) de la batterie est inversée.
2. Gardez cette batterie à l'écart du feu et des sources de chaleur élevées en raison de l'explosion qui pourrait se produire. Ne placez pas votre batterie près d'un radiateur ou d'un endroit chaud.
3. Cette batterie ne doit pas être heurtée ni impactée. Ce bloc-batterie ne doit pas non plus être traité avec des objets tranchants ou vifs.
4. Cette batterie ne doit pas être exposée à l'humidité, aux gouttes ou aux éclaboussures.
5. Si un électrolyte s'écoule de cette batterie lorsque vous touchez les yeux et la peau de l'utilisateur, consultez immédiatement un médecin.

Radiation Exposure Statement:

The device has been evaluated to meet general RF exposure requirement, The device can be used in portable exposure condition without restriction.

Déclaration d'exposition aux radiations:

L'appareil a été évalué pour répondre aux exigences générales d'exposition aux radiofréquences.

L'appareil peut être utilisé en condition d'exposition portable sans restriction

Headset IC: 9638A-HS31

Transceiver IC: 9638A-HS31TXX



この装置は、クラスB機器です。この装置は、住宅環境で使用することを目的としていますが、この装置がラジオやテレビジョン受信機に近接して使用されると、受信障害を引き起こすことがあります。取扱説明書に従って正しい取り扱いをして下さい。VCCI-B

この機器の使用周波数帯では、電子レンジ等の産業・科学・医療用機器のほか工場の製造ライン等で使用されている移動体識別用の構内無線局（免許を要する無線局）及び特定小電力無線局（免許を要しない無線局）並びにアマチュア無線局（免許を要する無線局）が運用されています。

- 1 この機器を使用する前に、近くで移動体識別用の構内無線局及び特定小電力無線局並びにアマチュア無線局が運用されていないことを確認して下さい。
- 2 万一、この機器から移動体識別用の構内無線局に対して有害な電波干渉の事例が発生した場合には、速やかに使用周波数を変更するか又は電波の発射を停止した上、下記連絡先にご連絡頂き、混信回避のための処置等（例えば、パーティションの設置など）についてご相談して下さい。
- 3 その他、この機器から移動体識別用の特定小電力無線局あるいはアマチュア無線局に対して有害な電波干渉の事例が発生した場合など何かお困りのことが起きたときは、次の連絡先へお問い合わせ下さい。

해당 무선설비는 운용 중 전파혼신 가능성이 있음
해당 무선설비는 전파혼신 가능성이 있으므로 인명안전과 관련된 서비스는 할 수 없음
이 기기는 가정용(B급) 전자파적합기기로서 주로 가정에서 사용하는 것을 목적으로 하며, 모든 지역에서 사용할 수 있습니다



1. 상호명: SteelSeries ApS.
2. 기기명칭: Wireless Headset / Transceiver
3. 모델명: HS31 / HS31TXX
4. 인증번호: R-R-SS4-HS31 / R-R-SS4-HS31TXX
5. 제조사/제조국: SteelSeries ApS./China



该电子电气产品含有某些有害物质，在环保使用期限内可以放心使用，超过环保使用期限之后则应该进入回收循环系统。

《废弃电器电子产品回收处理管理条例》提示性说明

为了更好地关爱及保护地球，当用户不再需要此产品或产品寿命终止时，请遵守国家废弃电器电子产品回收处理相关法律法规，将其交给当地具有国家认可的回收处理资质的厂商进行回收处理。

锂电池安全使用指南

注意：电池若未正确更换，可能会爆炸，请用原厂建议之同款的电池来更换。

电池不可当作一般的家庭废弃物弃置，请依据当地法规使用公共回收系统退回、回收或处理电池。

1. 电池极性(+)和(-)不得相反连接，充电电池极性如果电池极性反转，则有爆炸危险。
2. 请勿将此电池放在靠近火源或任何高温的地方，否则可能会因高热源而发生爆炸。
3. 电池组不得受撞击，也不能用任何尖锐的物体去穿刺。
4. 该电池组无防水功能，不得暴露于潮湿场所避免受潮导致两电池极性短路导致爆炸危险。
5. 电池若是膨胀请勿继续使用

微功率设备产品使用说明：

- (一) 符合“微功率短距离无线电发射设备目录和技术要求”的具体条款和使用场景，采用的天线类型和性能，控制、调整及开关等使用方法；
- (二) 不得擅自改变使用场景或使用条件、扩大发射频率范围、加大发射功率(包括额外加装射频功率放大器)，不得擅自更改发射天线；
- (三) 不得对其他合法的无线电台(站)产生有害干扰，也不得提出免受有害干扰保护；
- (四) 应当承受辐射射频能量的工业、科学及医疗(ISM)应用设备的干扰或其他合法的无线电台(站)干扰；
- (五) 如对其他合法的无线电台(站)产生有害干扰时，应立即停止使用，并采取措施消除干扰后方可继续使用；
- (六) 在航空器内和依据法律法规、国家有关规定、标准划设的射电天文台、气象雷达站、卫星地球站(含测控、测距、接收、导航站)等军民用无线电台(站)、机场等的电磁环境保护区域内使用微功率设备，应当遵守电磁环境保护及相关行业主管部门的规定；
- (七) 禁止在以机场跑道中心点为圆心、半径5000米的区域内使用各类模型遥控器；
- (八) 微功率设备使用时温度和电压的环境条件。

低功率電波輻射性電機管理辦法

取得審驗證明之低功率射頻器材，非經核准，公司、商號或使用者均不得擅自變更頻率、加大功率或變更原設計之特性及功能。低功率射頻器材之使用不得影響飛航安全及干擾合法通信；經發現有干擾現象時，應立即停用，並改善至無干擾時方得繼續使用。前述合法通信，指

依電信管理法規定作業之無線電通信。低功率射頻器材須忍受合法通信或工業、科學及醫療用電波輻射性電機設備之干擾。



廢電池請回收

***報廢電池請按照廢棄物管理辦法回收處理**

鋰電池安全使用指南

注意：電池若未正確更換，可能會爆炸，請用原廠建議之同款的電池來更換。

電池不可當作一般的家庭廢棄物棄置，請依據當地法規使用公共回收系統退回、回收或處理電池。

電池極性(+)和(-)不得相反連接，充電電池極性如果電池極性反轉，則有爆炸危險。

請勿將此電池放在靠近火源或任何高溫的地方，否則可能會因高熱源而發生爆炸(60°C以上)。

電池組不得受撞擊，也不能用任何尖銳的物體去穿刺。

該電池組無防水功能，不得暴露於潮濕場所避免受潮導致兩電池極性短路導致爆炸危險。

電池若是膨脹請勿繼續使用

SteelSeries Products and Australian Consumer Law

Our goods come with guarantees that cannot be excluded under Australian consumer law. You are entitled to a repair, replacement, or refund for a major failure and compensation for any other reasonably foreseeable loss or damage. You are also entitled to have the goods repaired or replaced if the goods fail to be of acceptable quality and the failure does not amount to a major failure.

Should your product be defective, you can make a claim under Australian consumer law.

SteelSeries will provide its own remedies equivalent to those remedies in the consumer guarantee provisions of the Australian Consumer Law at any time within 24 months of the date of purchase. For the avoidance of doubt, SteelSeries acknowledges that the Australian Consumer Law may provide for remedies beyond 24 months for a number of its products.

Summary of Australian statutory consumer guarantees

Consumer guarantees in relation to goods

The goods will be of acceptable quality, The goods will be fit for a particular purpose, The goods will match their description, The goods will match the sample or demonstration model, You have title to the goods, You have undisturbed possession of the goods, There are no undisclosed securities on the goods.

Consumer guarantees in relation to services

We will provide the services with due care and skill, The services will be fit for a particular purpose, The services will be provided within a reasonable time.

For SteelSeries-branded goods, in addition to the above, we also guarantee that we will provide repairs or spare parts for a reasonable time. Under Australian consumer law, the remedy you are entitled to if a product fails to meet a consumer guarantee will depend on whether the failure to comply with the guarantee is major or minor.

Minor failures to comply with a consumer guarantee can normally be fixed or resolved in a reasonable amount of time. In this case, the seller can choose to offer you a refund, replacement, repair or, in the case of services, resupply. If the seller does not fix the problem or takes too long, you may be able to get it fixed by someone else and recover the costs from the seller depending on the circumstances.

Remedies for major failure with goods

Return the product and ask for a refund, Return the product and ask for an identical replacement, or one of similar value if reasonably available, Keep the product and ask for compensation for the drop in value caused by the problem.

Remedies for major failure with services

Cancel the contract and pay a reasonable amount for the work done, or seek a refund, For

money already paid, keep the contract and negotiate a reduced price for the drop in value of the service — this may mean asking for some of your money back if you have already paid. For goods, there is a major failure to comply with a consumer guarantee when:

- You would not have purchased the product if you had known about the problem.
- The product is significantly different from the description, sample or demonstration model you were shown.
- The product is substantially unfit for its normal purpose and cannot easily be made fit within a reasonable time.
- The product is substantially unfit for a purpose that you told the supplier about, and cannot easily be made fit within a reasonable time.
- The product is unsafe.

For services, there is a major failure to comply with a consumer guarantee when:

- You would not have engaged the service if you had known the nature and extent of the problem.
- The service does not meet the reasonable expectations for that type of service, and the problem cannot be rectified within a reasonable time.
- You told the supplier that you wanted the service for a specific purpose, which was not fulfilled, and the problem could not be easily rectified within a reasonable time.
- You told the supplier that you wanted a specific result, yet the service and end result failed to meet your specifications and could not be easily rectified within a reasonable time.
- The supply of the service has created an unsafe situation.

For information on Australian consumer laws, please visit Australian consumer law website at www.consumerlaw.gov.au.

Importer Name and Address: Ingram Micro Pty LTD / Level1, 61 Dunning Avenue. Rosebery NSW 2018
Telephone technical support: +61-2-9381-6000

Ukraine RoHS:

Обладнання відповідає вимогам Технічного регламенту щодо обмеження використання деяких небезпечних речовин в електричному та електронному обладнанні, затвердженого постановою Кабінету Міністрів України від 3 грудня 2008 № 1057

Restriction on Hazardous Substances statement (India)

This product complies with the “India E-waste Rule 2011” and prohibits use of lead, mercury, hexavalent chromium, polybrominated biphenyls or polybrominated diphenyl ethers in concentrations exceeding 0.1 weight % and 0.01 weight % for cadmium, except for the exemptions set in Schedule 2 of the Rule.

根据中国大陆《电子电气产品有害物质限制使用标识要求》， 以下部分列出了产品中可能包含的有害物质的名称和含量：						
零部件名称	有害物质					
	铅 (Pb)	汞 (Hg)	镉 (Cd)	六价铬 (Cr(VI))	多溴联苯 (PBB)	多溴二苯醚 (PBDE)
电路板组件	×	○	○	○	○	○
其他线材	×	○	○	○	○	○
*电路板组件包括印刷电路板及其构成的零部件，如电阻、电容、集成电路、连接器等。						
本表格依据SJ/T 11364的规定编制。 ○：表示该有害物质在该部件所有均质材料中的含量均在 GB/T 26572规定的限量要求以下。 ×：表示该有害物质至少在该部件的某一均质材料中的含量超出GB/T 26572规定的限量要求； 上表中打“×”的部件，应功能需要，部分有害物质含量超出GB/T 26572规定的限量要求，但是符合欧盟RoHS法规要求(属于豁免部分)。						

Region	Address	Telephone
Asia 亞洲	4F and 4F.-4, No. 186, Jian 1st Rd., Zhonghe Dist., New Taipei City 235, Taiwan (R.O.C.) 新北市中和區建一路186號4F及4F-4	+886 2 8227 1999
Europe	Havneholmen 8, 1st Floor, DK-2450 Copenhagen SV, Denmark	+45 702 500 75
USA	SteelSeries ApS., 656 W Randolph St., Suite 3E, Chicago, IL 60661, USA	+1 312 258 9467

More information and support from steelseries.com



Custom Union Compliance.

(Russia / Belarus / Kazakhstan / Armenia / Kyrgyzstan)



ACMA Compliance

(Australia/ New Zealand)



Direct Current

Product Name (產品名稱/产品名称): Headset (耳機/耳机)

Model No. (型號/型号): HS31

Rated (規格/规格): 5V  500mA

Accessories information (配件資訊/配件信息)

Product Name (產品名稱/产品名称): Transceiver (收發器/收发)

Model No. (型號/型号): HS31TXX

Rated (規格/规格): 5V  200mA

Made in China (中國製造/中国制造)

Operating Temperature: 0 to + 40 °C

產品使用環境溫度: 0 - 40度



LEARN MORE AT [STEELSERIES.COM](https://steelseries.com)