


## TEST SETUP PHOTO

### 1.1 Setup for Radiated Test : 30 ~ 1 000 MHz (ADAPTER MODE)

Front



Rear




## 1.2 Setup for Radiated Test : 30 ~ 1 000 MHz (PC LINK MODE)

Front



Rear




## 2.1 Setup for Radiated Test :Above 1 000 MHz (ADAPTER MODE)

Front



Rear






## 2.2 Setup for Radiated Test :Above 1 000 MHz (PC LINK MODE)

Front



Rear



### 3.1 Setup for Conducted Test : 0.15 ~ 30 MHz(ADAPTER MODE)

Front



Rear



### 3.2 Setup for Conducted Test : 0.15 ~ 30 MHz(PC LINK MODE)

Front



Rear

