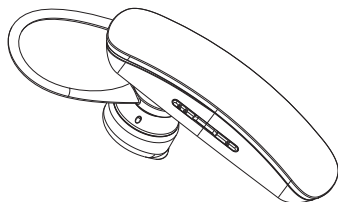


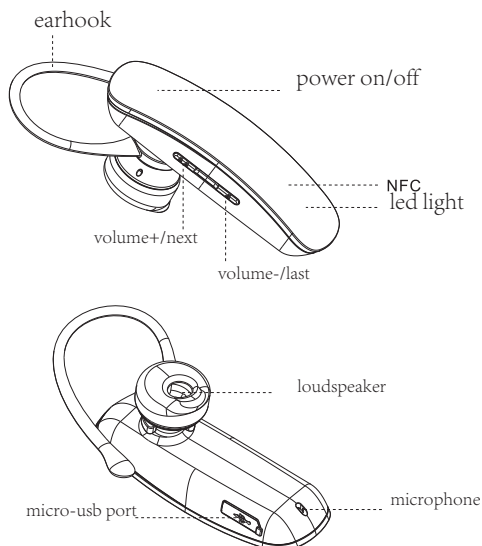
### Bluetooth Headset

Model: BH803

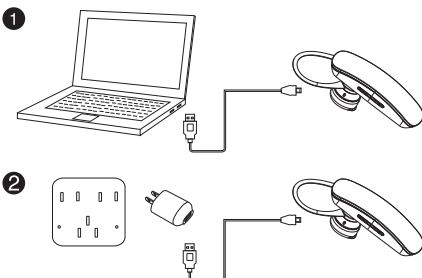


LANYA ELECTRONIC Co., Ltd.

### Appearance



-2-



1. charging voltage: 5V
2. charging current: 75-80Ma
3. charging time: 15.-2h
4. full charge current voltage: 4.1-4.2v




Bluetooth wireless connect

-3-

1. power on: press and hold multifunction key for 3s, the blue light start to flash 3 times and headset beeps.
2. power off: press and hold the multifunction key for 3s until headset beeps and the red light flash 3 times.
3. pair headset: make sure headset is turn off. put the multifunction key 7s until headset beeps, blue and red light start alternate flashing. (note: mobile phone need have NFC function)
4. NFC pair: standby mode, put headset NFC site touch with mobile phone NFC site the bluetooth will automatic connect.
5. answer calls: press the multifunction key to answer calls, the blue light flash 2 times every 2s.
6. end calls: press the multifunction key to end calls.
7. refuse calls: press the multifunction key 3s refuse the call and headset beeps.
8. volume+: press volume+ button to increase the volume. (max voice headset beeps)
9. volume-: press volume- button to reduce the volume. (min voice headset beeps)
10. switch the call between phone and headset: during a conversation, press and hold the multifunction key 3s until the headset beeps, the call will be transferred to you phone. if you want transfer the call to the headset use the same way.

-4-



Caution: Any changes or modifications to this device not explicitly approved by manufacturer could void your authority to operate this equipment.

This device complies with part 15 of the FCC Rules. Operation is subject to the following two conditions: (1) This device may not cause harmful interference, and (2) this device must accept any interference received, including interference that may cause undesired operation.