

**FCC PART 15 SUBPART C TEST REPORT**

**for**

**5.8GHz Wireless AV Sender**

**Model No.: 5.8GHz Wireless AV Sender**

**FCC ID: ZEPTR580099**

**of**

**Applicant: Weihai Systems Corporation.**

**Address: 6Fl., No. 88, Minchiuan Rd., Shindian Dist., New Taipei City  
Taiwan 231, R.O.C.**

**Tested and Prepared**

**by**

**Worldwide Testing Services (Taiwan) Co., Ltd.**

**FCC Registration No.: 930600**


**Industry Canada filed test laboratory Reg. No. IC 5679A-1**

**A2LA Accredited No.: 2732.01**



**Report No.: W6M21103-11292-P-15**


6F, NO. 58, LANE 188, RUEY-KUANG RD., NEIHU TAIPEI 114, TAIWAN, R.O.C.  
TEL: 886-2-66068877 FAX: 886-2-66068879 E-mail: [wtst@wtst-lab.com](mailto:wtst@wtst-lab.com)



## **TABLE OF CONTENTS**

<b>1</b>	<b>GENERAL INFORMATION .....</b>	<b>2</b>
1.1	NOTES .....	2
1.2	TESTING LABORATORY .....	3
1.2.1	Location .....	3
1.2.2	Details of accreditation status .....	3
1.3	DETAILS OF APPROVAL HOLDER .....	3
1.4	APPLICATION DETAILS .....	4
1.5	GENERAL INFORMATION OF TEST ITEM .....	4
1.6	TEST STANDARDS .....	5
<b>2</b>	<b>TECHNICAL TEST .....</b>	<b>6</b>
2.1	SUMMARY OF TEST RESULTS .....	6
2.2	TEST ENVIRONMENT .....	6
2.3	TEST EQUIPMENT LIST .....	7
2.4	GENERAL TEST PROCEDURE .....	10
<b>3</b>	<b>TEST RESULTS (ENCLOSURE) .....</b>	<b>11</b>
3.1	PEAK OUTPUT POWER (TRANSMITTER) .....	12
3.2	EQUIVALENT ISOTROPIC RADIATED POWER .....	18
3.3	RF EXPOSURE COMPLIANCE REQUIREMENTS .....	18
3.4	OUT OF BAND RADIATED EMISSIONS .....	18
3.5	SPURIOUS EMISSION (TX) .....	19
3.6	RADIATED EMISSIONS FROM DIGITAL PART .....	21
3.7	RADIATED EMISSION ON THE BAND EDGE .....	23
3.8	POWER LINE CONDUCTED EMISSION .....	25

## **Appendix**



# **Worldwide Testing Services(Taiwan) Co., Ltd.**

Registration number: W6M21103-11292-P-15

FCC ID: ZEPTR580099

## **1 General Information**

### **1.1 Notes**

The purpose of conformity testing is to increase the probability of adherence to the essential requirements or conformity specifications, as appropriate.

The complexity of the technical specifications, however, means that full and thorough testing is impractical for both technical and economic reasons.

Furthermore, there is no guarantee that a test sample which has passed all the relevant tests conforms to a specification.

Neither is there any guarantee that such a test sample will interwork with other genuinely open systems. The existence of the tests nevertheless provides the confidence that the test sample possesses the qualities as maintained and that its performance generally conforms to representative cases of communications equipment.

The test results of this test report relate exclusively to the item tested as specified in 1.5.

The test report may only be reproduced or published in full.

Reproduction or publication of extracts from the report requires the prior written approval of the Worldwide Testing Services(Taiwan) Co., Ltd.

### **Tester:**

March 16, 2011

Rick Chen

*Rick Chen.*

Date

WTS-Lab.

Name

Signature

### **Technical responsibility for area of testing:**

March 16, 2011

Chang Tse-Ming


*Chang Tse-Ming*

Date

WTS

Name

Signature



# **Worldwide Testing Services(Taiwan) Co., Ltd.**

Registration number: W6M21103-11292-P-15

FCC ID: ZEPTR580099

## **1.2 Testing laboratory**

### **1.2.1 Location**

OATS

No.5-1, Lishui, Shuang Sing Village,  
Wanli Dist., New Taipei City 207,  
Taiwan (R.O.C.)

Company

Worldwide Testing Services(Taiwan) Co., Ltd.  
6F, NO. 58, LANE 188, RUEY-KUANG RD.  
NEIHU, TAIPEI 114, TAIWAN R.O.C.

Tel : 886-2-66068877

Fax : 886-2-66068879

### **1.2.2 Details of accreditation status**

**Accredited testing laboratory**

**A2LA accredited number: 2730.01**


**FCC filed test laboratory Reg. No. 930600**

**Industry Canada filed test laboratory Reg. No. IC 5679A-1**



**Test location, where different from Worldwide Testing Services (Taiwan) Co., Ltd. :**

Name:	./.
Accredited number:	./.
Street:	./.
Town:	./.
Country:	./.
Telephone:	./.
Fax:	./.



Registration number: W6M21103-11292-P-15

FCC ID: ZEPTR580099

## **1.3 Details of approval holder**

Name: Weihai Systems Corporation  
Street: 6Fl., No. 88, Minchiuan Rd., Shindian Dist.,  
Town: New Taipei City  
Country: Taiwan 231, R.O.C.  
Telephone: +886-2-8667-2157  
Fax: +886-2-8667-2156  
Teletex: ./.

## **1.4 Application details**

Date of receipt of test item: March 03, 2011

Date of test: From March 04, 2011 to March 16, 2011

## **1.5 General information of Test item**

Type of test item: 5.8GHz Wireless AV Sender

Model Number: 5.8GHz Wireless AV Sender

Multi-listing model number: TR-5801, TR-5810, TR-5850, TR-5882,  
TR-5887, TR-5886, TR-5890, TR-5899

Photos: see Annex

## **Technical data**

Frequency band: 5725-5875 MHz

Operation Frequency: 5740-5860 MHz


Frequency 1: 5740 MHz

Frequency 2: 5800 MHz

Frequency 3: 5860 MHz

Operation modes: simplex

Modulation Type: FM



# **Worldwide Testing Services(Taiwan) Co., Ltd.**

Registration number: W6M21103-11292-P-15

FCC ID: ZEPTR580099

Antenna type: Dipole antenna

Power supply: Accessory: Adapter I/P:120V, 60Hz ; O/P: 9V, 300mA

## **Manufacturer: (if different from applicant)**

Name: ./.

Street: ./.


Town: ./.

Country: ./.

Additional information: ./.

## **1.6 Test standards**

Technical standard : FCC RULES PART 15 SUBPART C § 15.249 (2009-10)



Registration number: W6M21103-11292-P-15

FCC ID: ZEPTR580099

**2 Technical test**

**2.1 Summary of test results**


No deviations from the technical specification(s) were ascertained in the course of the tests performed. ☒

**or**

The deviations as specified in 2.5 were ascertained in the course of the tests performed. ☐

**2.2 Test environment**

Temperature:	18-24 °C
Relative humidity content:	20 ... 75 %
Air pressure:	86 ... 103 kPa
Details Power supply:	Accessory: Adapter I/P:120V, 60Hz ; O/P: 9V, 300mA
Extreme conditions parameters:	Not required



# Worldwide Testing Services(Taiwan) Co., Ltd.


Registration number: W6M21103-11292-P-15

FCC ID: ZEPTR580099

## 2.3 Test Equipment List

No.	Test equipment	Type	Serial No.	Manufacturer	Cal. Date	Next Cal. Date
ETSTW-CE 001	EMI TEST RECEIVER	ESHS10	842121/013	R&S	2010/9/2	2011/9/1
ETSTW-CE 005	Line-Impedance Stabilisation Network	NNBM 8126D	137	Schwarzbeck	2010/9/8	2011/9/7
ETSTW-CE 006	IMPULSBEGRENZER PULSE LIMITER	ESH3-Z2	100226	R&S	2010/5/8	2011/5/7
ETSTW-CE 007	SPECTRUM ANALYZER 5GHz	FSB	849670/001	R&S	Pre-test Use NCR	
ETSTW-CE 008	HF-EICHLITUNG RF STEP ATTENUATOR 139dB DPSP	334.6010.02	844581/024	R&S	Function Test	
ETSTW-CE 009	TEMP.&HUMIDITY CHAMBER	GTH-225-40-1P-U	MAA0305-009	GIANT FORCE	2010/7/21	2011/7/20
ETSTW-CE 013	CISPR 22 TWO BALANCED TELECOM PAIRS IMPEDANCE STABILIZATION NETWORK	FCC-TLISN-T4-02	20242	FCC	2010/10/21	2011/10/20
ETSTW-CE 015	CISPR 22 TWO BALANCED TELECOM PAIRS IMPEDANCE STABILIZATION NETWORK	FCC-TLISN-T8-02	20307	FCC	2010/9/6	2011/9/5
ETSTW-CE 016	TWO-LINE V-NETWORK	ENV216	100050	R&S	2011/2/21	2012/2/20
ETSTW-CS 004	COUPLING AND DECOUPLING NETWORK	CDN M016	20053	SCHAFFNER	2010/8/20	2011/8/19
ETSTW-CS 005	RF Power Amplifier	100A250A	306547	AR	Function Test	
ETSTW-CS 008	6 dB Attenuator	HFP-5100-3/06 N M/F	2010876106	None	2010/5/8	2011/5/7
ETSTW-RE 002	Function Generator	33220A	MY43004982	Agilent	Function Test	
ETSTW-RE 003	EMI TEST RECEIVER	ESI 26	831438/001	R&S	2010/8/10	2011/8/9
ETSTW-RE 004	EMI TEST RECEIVER	ESI 40	832427/004	R&S	2010/9/14	2011/9/13
ETSTW-RE 005	EMI TEST RECEIVER	ESVS10	843207/020	R&S	2010/9/2	2011/9/1
ETSTW-RE 006	Attenuator 10dB	50HF-010-5N-1	None	STEP	2011/3/1	2012/2/28
ETSTW-RE 010	ABSORBING CLAMP	MDS 21	3469	Schwarzbeck	2010/9/6	2011/9/5
ETSTW-RE 012	TUNABLE BANDREJECT FILTER	D.C 0309	146	K&L	Function Test	
ETSTW-RE 013	TUNABLE BANDREJECT FILTER	D.C 0336	397	K&L	Function Test	
ETSTW-RE 018	MICROWAVE HORN ANTENNA	AT4560	27212	AR	2010/10/4	2011/10/3
ETSTW-RE 020	MICROWAVE HORN ANTENNA	AT4002A	306915	AR	Function Test	
ETSTW-RE 021	SWEEP GENERATOR	SWM05	835130/010	R&S	2010/8/20	2011/8/19
ETSTW-RE 027	Passive Loop Antenna	6512	00034563	EMCO	2010/7/22	2011/7/21
ETSTW-RE 028	Log-Periodic Dipole Array Antenna	3148	34429	EMCO	2010/4/14	2011/4/13
ETSTW-RE 029	Biconical Antenna	3109	33524	EMCO	2010/4/14	2011/4/13
ETSTW-RE 030	Double-Ridged Guide Horn Antenna	3117	00035224	EMCO	2011/2/25	2012/2/24
ETSTW-RE 032	Millivoltmeter	URV 55	849086/013	R&S	2010/10/4	2011/10/3
ETSTW-RE 033	WaveRunner 6000A Serie Oscilloscope	WAVERUNNER 6100A	LCRY0604P14508	LeCroy	Function Test	
ETSTW-RE 034	Power Sensor	URV5-Z4	839313/006	R&S	2010/10/4	2011/10/3
ETSTW-RE 042	Biconical Antenna	HK116	100172	R&S	2011/1/14	2012/1/13
ETSTW-RE 044	Log-Periodic Antenna	HL050	100094	R&S	2010/5/11	2011/5/10
ETSTW-RE 047	PSA SERIES SPECTRUM ANALYZER	E4445A	MY46181369	Agilent	Pre-test Use NCR	






# Worldwide Testing Services(Taiwan) Co., Ltd.

Registration number: W6M21103-11292-P-15

FCC ID: ZEPTR580099

ETSTW-RE 048	Triple Loop Antenna	HXYZ 9170	HXYZ 9170-134	Schwarzbeck	2010/8/30	2011/8/29
ETSTW-RE 049	TRILOG Super Broadband test Antenna	VULB 9160	9160-3185	Schwarzbeck	2010/4/13	2011/4/12
ETSTW-RE 050	Attenuator 10dB	50HF-010-1	None	JFW	2011/3/1	2012/2/28
ETSTW-RE 051	Attenuator 6dB	50HF-006-1	None	JFW	2011/3/1	2012/2/28
ETSTW-RE 053	Attenuator 3dB	50HF-003-1	None	JFW	2011/3/1	2012/2/28
ETSTW-RE 055	SPECTRUM ANALYZER	FSU 26	200074	R&S	2010/6/3	2011/6/2
ETSTW-RE 060	Attenuator 30dB	5015-30	F651012z-01	ATM	2011/3/1	2012/2/28
ETSTW-RE 061	Amplifier Module	CHC 1	None	ETS	2010/9/27	2011/9/26
ETSTW-RE 062	Amplifier Module	CHC 2	None	KMIC	2010/11/30	2011/11/29
ETSTW-RE 064	Bluetooth Test Set	MT8852B-042	6K00005709	Anritsu	Function Test	
ETSTW-RE 065	Amplifier	AMF-6F-18002650-25-10P	941608	MITEQ	2010/4/13	2011/4/12
ETSTW-RE 066	Highpass Filter	H1G013G1	206015	MICROWAVE CIRCUITS, INC.	2011/3/1	2012/2/28
ETSTW-RE 072	CELL SITE TEST SET	8921A	3339A00375	HP	2010/10/7	2011/10/6
ETSTW-RE 073	Power Meter	N1911A	MY45100769	Agilent	2011/1/10	2012/1/9
ETSTW-RE 074	Power Sensor	N1921A	MY45241198	Agilent	2011/1/10	2012/1/9
ETSTW-RE 081	Highpass Filter	H03G13G1	4260-02 DC0428	MICROWAVE CIRCUITS, INC.	2011/3/1	2012/2/28
ETSTW-RE 096	SIGNAL GENERATOR	SMIQ 03B	102274	R&S	2010/5/31	2011/5/30
ETSTW-RE 099	DC Block	50DB-007-1	None	JFW	2011/3/1	2012/2/28
ETSTW-RE 105	2.4GHz Notch Filter	NO124411	39555	MICROWAVE CIRCUITS, INC.	2011/3/1	2012/2/28
ETSTW-RE 106	Humidity Temperature Meter	TES-1366	091011113	TES	2011/3/1	2012/2/28
ETSTW-RE 111	Log-Periodic Dipole Array Antenna	VULB 9160	9160-3309	Schwarz beck	2010/12/17	2011/12/16
ETSTW-RE 114	2.4GHz Notch Filter	N0124411	473873	MICROWAVE CIRCUITS	2011/1/13	2012/1/12
ETSTW-EMI 001	HARMONICS 1000	HAR1000-1P	093	EMC-PARTNER	2010/8/27	2011/8/26
ETSTW-EMS 001	BASELSTRASSE 160 CH-4242 LAUFEN	CN-EFT1000	354	EMC-PARTNER	Function Test	
ETSTW-EMS 002	Frequency Converter	YF-6020	0308014	None	Function Test	
ETSTW-EMS 003	EMC Immunity Test System	TRA2000IN6	579	EMC-PARTNER	2010/11/3	2011/11/2
ETSTW-EMS 009	Magnetic Field Antenna	MF1000-1	104	EMC-PARTNER	Function Test	
ETSTW-EMS 012	EM Injection Clamp	F-203I-23MM	476	FCC	2010/6/3	2011/6/2
ETSTW-EMS 015	HVAC Trms Power Clamp Meter	3079K	070800649	TES	2010/10/5	2011/10/4
ETSTW-EMS 017	Multimeter	DM-1220	518614	HOLA	2010/8/18	2011/8/17
ETSTW-EMS 019	Electrostatic Discharge Simulator	ESS-2002	ESS06Y6300	NoiseKen	2010/11/25	2011/11/24
ETSTW-EMS 020	Humidity Temperature Meter	TES-1366	091011116	TES	2011/3/1	2012/2/28
ETSTW-RS 003	RF Power Amplifier	30S1G3	306933	AR	Function Test	
ETSTW-RS 004	RF Power Amplifier	150W1000	307009	AR	Function Test	
ETSTW-RS 006	SIGNAL GENERATOR	SML03	101551	R&S	2011/3/1	2012/2/28
ETSTW-RS 007	14" COLOR VIDEO MONITOR	HS-CM145A	0512011548	None	Function Test	
ETSTW-RS 009	SIGNAL GENERATOR	8648C	3642U01656	HP	2011/2/23	2012/2/22




# Worldwide Testing Services(Taiwan) Co., Ltd.

Registration number: W6M21103-11292-P-15

FCC ID: ZEPTR580099

ETSTW-RS 010	Broadband Field Meter	NBM-520	C-0195	Narda	2010/10/12	2011/10/11
ETSTW-GSM 002	Universal Radio Communication Tester	CMU 200	109439	R&S	2010/10/7	2011/10/6
ETSTW-GSM 019	Band Reject Filter	WRCTF824/849-822/851-40/12+9SS	3	WI	2011/1/14	2012/1/13
ETSTW-GSM 020	Band Reject Filter	WRCD1747/1748-1743/1752-32/5SS	1	WI	2011/1/14	2012/1/13
ETSTW-GSM 021	Band Reject Filter	WRCD1879.5/1880.5-1875.5/1884.5-32/5SS	3	WI	2011/1/14	2012/1/13
ETSTW-GSM 022	Band Reject Filter	WRCT901.9/903.1-904.25-50/8SS	1	WI	2011/1/14	2012/1/13
ETSTW-GSM 023	Power Divider	4901.19.A	None	SUHNER	2010/9/20	2011/9/19
ETSTW-Cable 002	Microwave Cable	SUCOFLEX 104 (S_Cable 7)	238093	HUBER+SUHNER	2010/9/27	2011/9/26
ETSTW-Cable 003	Microwave Cable	SUCOFLEX 104 (S_Cable 11)	209953	HUBER+SUHNER	2010/9/27	2011/9/26
ETSTW-Cable 007	BNC Cable	Cable 33	None	JYE BAO CO.,LTD.	2011/3/1	2012/2/28
ETSTW-Cable 009	BNC Cable	5 M BNC Cable	None	JYE BAO CO.,LTD.	2011/3/1	2012/2/28
ETSTW-Cable 010	BNC Cable	5 M BNC Cable	None	JYE BAO CO.,LTD.	2011/3/1	2012/2/28
ETSTW-Cable 011	BNC Cable	BNC Cable 1	None	JYE BAO CO.,LTD.	2010/8/19	2011/8/18
ETSTW-Cable 012	BNC Cable	BNC Cable 2	None	JYE BAO CO.,LTD.	2010/8/19	2011/8/18
ETSTW-Cable 013	Microwave Cable	SUCOFLEX 104 (S_Cable 5)	232345	HUBER+SUHNER	2011/3/1	2012/2/28
ETSTW-Cable 016	BNC Cable	Switch Box	B Cable 1	Schwarz beck	2011/3/1	2012/2/28
ETSTW-Cable 017	BNC Cable	X Cable	B Cable 2	Schwarz beck	2011/3/1	2012/2/28
ETSTW-Cable 018	BNC Cable	Y Cable	B Cable 3	Schwarz beck	2011/3/1	2012/2/28
ETSTW-Cable 019	BNC Cable	Z Cable	B Cable 4	Schwarz beck	2011/3/1	2012/2/28
ETSTW-Cable 022	N TYPE Cable	OATS Cable 3	0002	JYE BAO CO.,LTD.	2011/3/1	2012/2/28
ETSTW-Cable 028	Microwave Cable	FA147A0015M2020	30064-2	UTIFLEX	2010/9/13	2011/9/12
ETSTW-Cable 029	Microwave Cable	FA147A0015M2020	30064-3	UTIFLEX	2010/9/13	2011/9/12
ETSTW-Cable 030	Microwave Cable	SUCOFLEX 104 (S_Cable 9)	279067	SPECTRUM	2011/1/28	2012/1/27
ETSTW-Cable 031	Microwave Cable	SUCOFLEX 104 (S_Cable 10)	238092	HUBER+SUHNER	2010/11/30	2011/11/29
ETSTW-Cable 039	Microwave Cable	SUCOFLEX 104 (S_Cable 19)	316739	HUBER+SUHNER	2011/3/1	2012/2/28
ETSTW-Cable 043	Microwave Cable	SUCOFLEX 104	317576	HUBER+SUHNER	2010/11/30	2011/11/29
ETSTW-Cable 047	Microwave Cable	SUCOFLEX 104	325518	HUBER+SUHNER	2010/11/30	2011/11/29
WTSTW-SW 001	EMI TEST SOFTWARE	Harmonics-1000	None	EMC PARTNER	HARCS Version 4.16 Firmware Version 2.18	
WTSTW-SW 002	EMI TEST SOFTWARE	EZ EMC	None	Farad	Version ETS-03A1	
WTSTW-SW 003	EMS TEST SOFTWARE	i2	None	AUDIX	Version 3.2007-8-17b	
WTSTW-SW 005	GSM Fading Level Correction	GSMFadLevCor	None	R&S	Version 1.66	



## **2.4 General Test Procedure**

**POWER LINE CONDUCTED INTERFERENCE:** The procedure used was ANSI STANDARD C63.4-2003 using a 50μH LISN (if necessary). Both lines were observed. The bandwidth of the spectrum analyzer was 10 kHz with an appropriate sweep speed.

**RADIATION INTERFERENCE:** The test procedure used was according to ANSI STANDARD C63.4-2003 employing a spectrum analyzer. For investigated frequency is equal to or below 1GHz, the RBW and VBW of the spectrum analyzer was 100 kHz and 100kHz respectively with an appropriate sweep speed. For investigated frequency is above 1GHz, both of RBW and VBW of the spectrum analyzer were 1 MHz with an appropriate sweep speed. The analyzer was calibrated in dB above a microvolt at the output of the antenna.

**FORMULA OF CONVERSION FACTORS:** The Field Strength at 3m was established by adding the meter reading of the spectrum analyzer (which is set to read in units of dBμV) to the antenna correction factor supplied by the antenna manufacturer. The antenna correction factors are stated in terms of dB.

Example:


Freq (MHz)	METER READING + ACF + CABLE LOSS (to the receiver) = FS
33	20 dBμV + 10.36 dB + 6 dB = 36.36 dBμV/m @3m

**ANSI STANDARD C63.4-2003 10.1.7 MEASUREMENT PROCEDURES:** The EUT was placed on a table 80 cm height and with dimensions of 1m by 1.5m (non metallic table). The EUT was placed in the centre of the table. The table used for radiated measurements is capable of continuous rotation. The spectrum was scanned from 30 MHz to 10<sup>th</sup> harmonic of the fundamental.

Peak readings were taken in three (3) orthogonal planes and the highest readings.

Measurements were made by Worldwide Testing Services(Taiwan) Co., Ltd. at the registered open field test site located at No.5-1, Lishui, Shuang Sing Village, Wanli Dist., New Taipei City 207, Taiwan (R.O.C.). The Registration Number: 930600.

When an emission was found, the table was rotated to produce the maximum signal strength. At this point, the antenna was raised and lowered from 1m to 4m. The antenna was placed in both the horizontal and vertical planes.



Registration number: W6M21103-11292-P-15

FCC ID: ZEPTR580099

### **3 Test results (enclosure)**

Test case	Para. Number	Required	Test passed	Test failed
Peak Output Power	15.249 (a)	<input checked="" type="checkbox"/>	<input checked="" type="checkbox"/>	<input type="checkbox"/>
Spurious Emissions radiated – Transmitter operating	15.249 (e)	<input checked="" type="checkbox"/>	<input checked="" type="checkbox"/>	<input type="checkbox"/>
Spurious Emissions conducted – Transmitter operating	15.249 (e)	<input type="checkbox"/>	<input type="checkbox"/>	<input type="checkbox"/>
Radiated Emission from Digital Part	15.109	<input type="checkbox"/>	<input type="checkbox"/>	<input type="checkbox"/>
Out of Band Spurious Emission, Band edge-Transmitter operating	15.249 (e)	<input checked="" type="checkbox"/>	<input checked="" type="checkbox"/>	<input type="checkbox"/>
Power Line Conducted Emission	15.207	<input checked="" type="checkbox"/>	<input checked="" type="checkbox"/>	<input type="checkbox"/>

The follows is intended to leave blank.



Registration number: W6M21103-11292-P-15

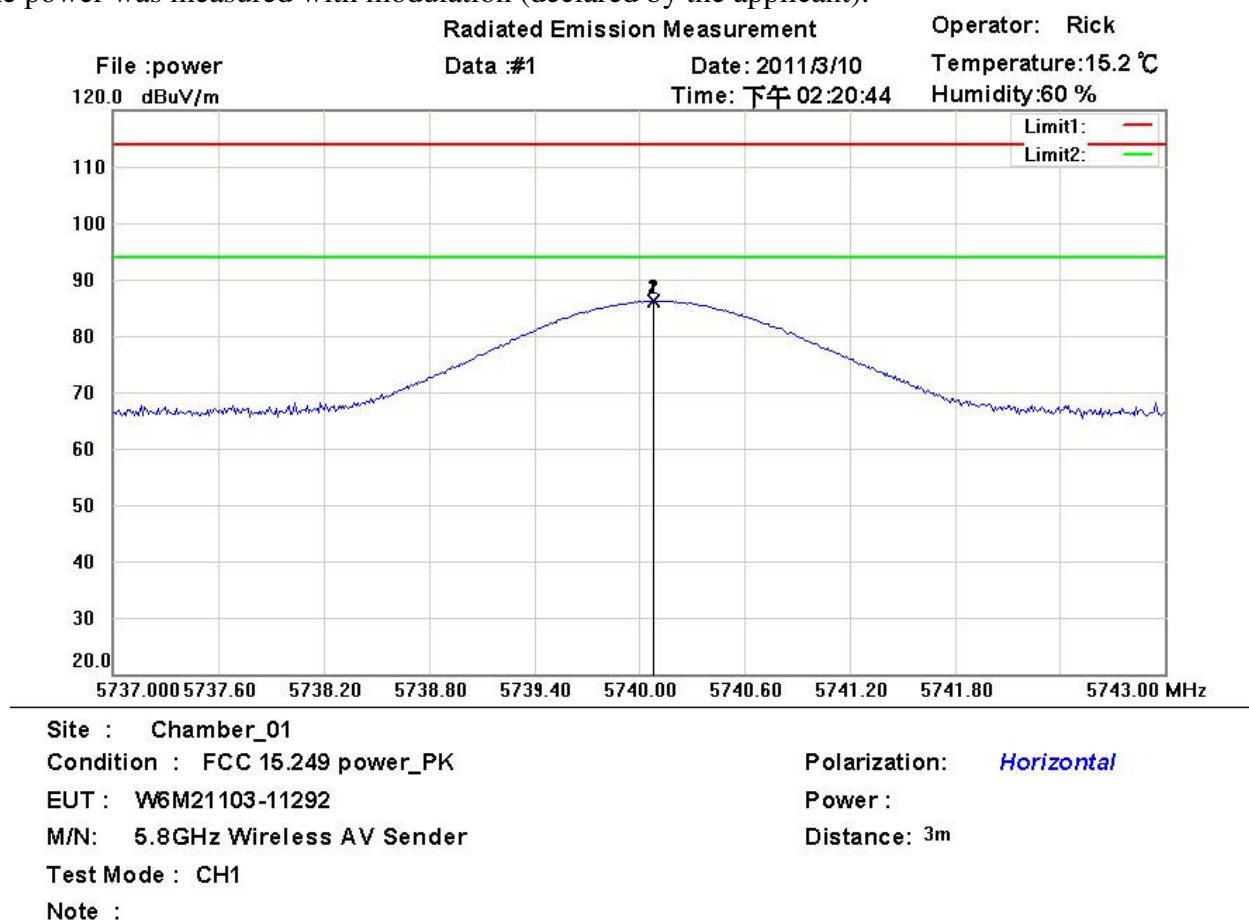
FCC ID: ZEPTR580099

## 3.1 Peak Output Power (transmitter)


FCC Rule: 15.249 (b)

This measurement applies to equipment with an integral antenna and to equipment with an antenna connector and equipped with an antenna as declared by the applicant.

The power was measured with modulation (declared by the applicant).



Mk.	Frequency (MHz)	Reading (dBuV/m)	Detector	Corrected factor(dB)	Result (dBuV/m)	Limit (dBuV/m)	Ant.Pos (cm)	Tab.Pos (deg.)	Margin (dB)	Comment
	5740.077	44.31	peak	41.92	86.23	114.00	150	230	-27.77	
*	5740.077	44.32	AVG	41.92	86.24	94.00	150	230	-7.76	



# Worldwide Testing Services(Taiwan) Co., Ltd.

Registration number: W6M21103-11292-P-15

FCC ID: ZEPTR580099

## Radiated Emission Measurement

Operator: Rick

File :power  
120.0 dBuV/m

Data :#2

Date: 2011/3/10

Temperature:15.2 °C

Time: 下午 02:19:33

Humidity:60 %



Site : Chamber\_01

Condition : FCC 15.249 power\_PK

Polarization: *Vertical*

EUT : W6M21103-11292

Power :

M/N: 5.8GHz Wireless AV Sender

Distance: 3m

Test Mode : CH1

Note :

Mk.	Frequency (MHz)	Reading (dBuV/m)	Detector	Corrected factor(dB)	Result (dBuV/m)	Limit (dBuV/m)	Ant.Pos (cm)	Tab.Pos (deg.)	Margin (dB)	Comment
	5740.135	51.34	peak	41.92	93.26	114.00	150	230	-20.74	
*	5740.135	51.34	AVG	41.92	93.26	94.00	150	230	-0.74	





# Worldwide Testing Services(Taiwan) Co., Ltd.

Registration number: W6M21103-11292-P-15

FCC ID: ZEPTR580099

## Radiated Emission Measurement

Operator: Rick

File :power  
120.0 dBuV/m

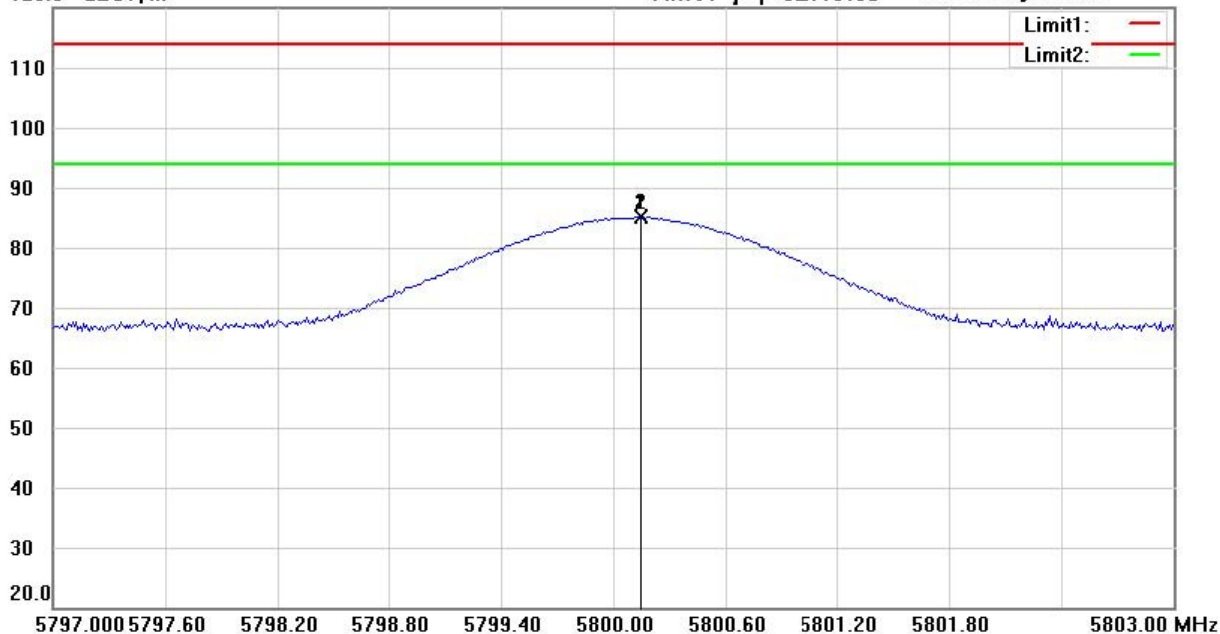
Data :#2

Date: 2011/3/10

Temperature:15.2℃

Time: 下午 02:13:39

Humidity:60 %



Site : Chamber\_01

Condition : FCC 15.249 power\_PK

Polarization: *Horizontal*

EUT : W6M21103-11292

Power :

M/N: 5.8GHz Wireless AV Sender

Distance: 3m

Test Mode : CH4

Note :

Mk.	Frequency (MHz)	Reading (dBuV/m)	Detector	Corrected factor(dB)	Result (dBuV/m)	Limit (dBuV/m)	Ant.Pos (cm)	Tab.Pos (deg.)	Margin (dB)	Comment
	5800.135	43.02	peak	42.09	85.11	114.00	150	230	-28.89	
*	5800.135	43.02	AVG	42.09	85.11	94.00	150	230	-8.89	



# Worldwide Testing Services(Taiwan) Co., Ltd.

Registration number: W6M21103-11292-P-15

FCC ID: ZEPTR580099

## Radiated Emission Measurement

Operator: Rick

File :power  
120.0 dBuV/m

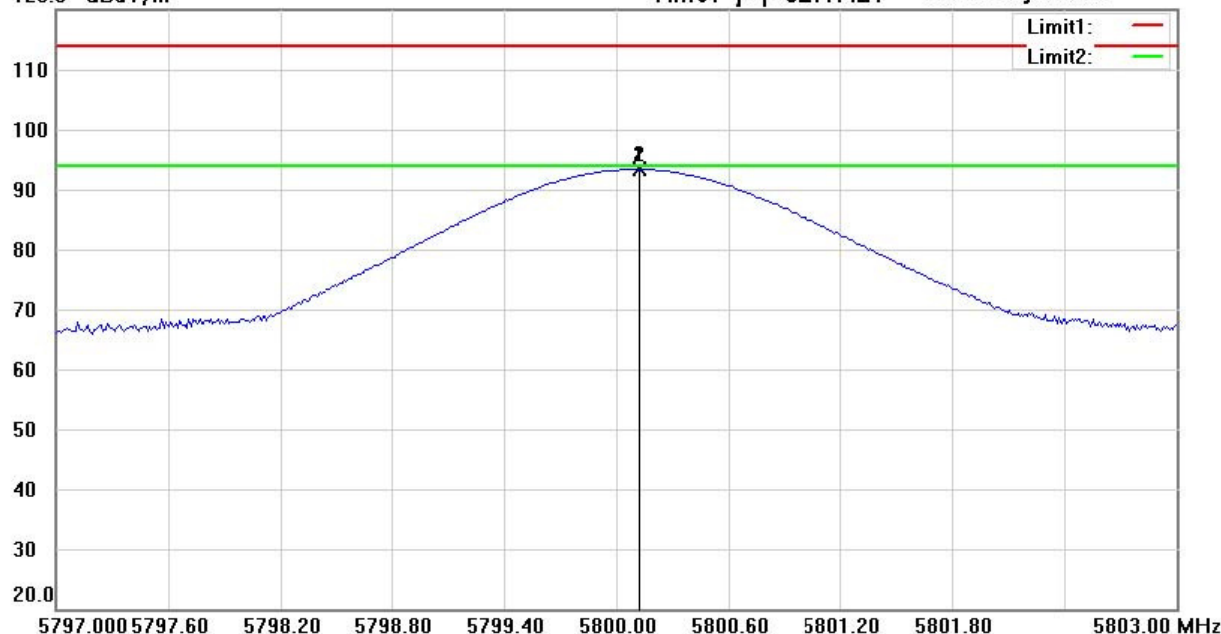
Data :#1

Date: 2011/3/10

Temperature:15.2℃

Time: 下午 02:17:21

Humidity:60 %



Site : Chamber\_01

Condition : FCC 15.249 power\_PK

Polarization: *Vertical*

EUT : W6M21103-11292

Power :

M/N: 5.8GHz Wireless AV Sender

Distance: 3m

Test Mode : CH4

Note :

Mk.	Frequency (MHz)	Reading (dBuV/m)	Detector	Corrected factor(dB)	Result (dBuV/m)	Limit (dBuV/m)	Ant.Pos (cm)	Tab.Pos (deg.)	Margin (dB)	Comment
	5800.125	51.33	peak	42.09	93.42	114.00	150	220	-20.58	
*	5800.125	51.33	AVG	42.09	93.42	94.00	150	220	-0.58	





# Worldwide Testing Services(Taiwan) Co., Ltd.

Registration number: W6M21103-11292-P-15

FCC ID: ZEPTR580099

## Radiated Emission Measurement

Operator: Rick

File :POWER

Data :#2

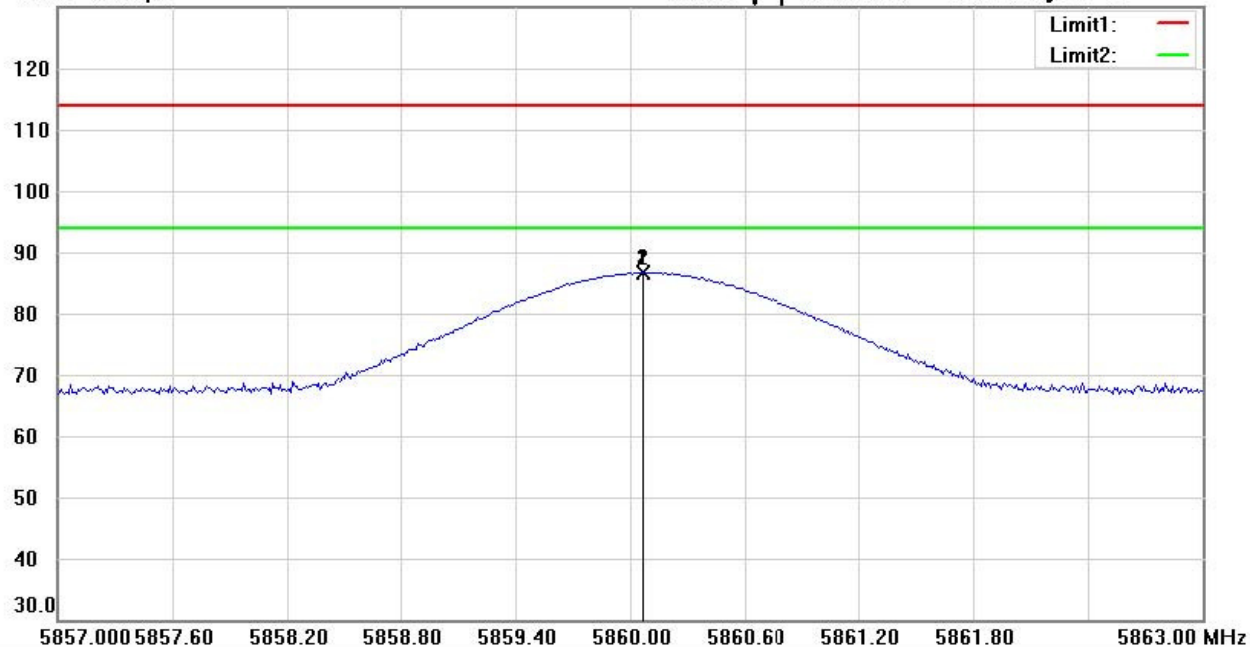
Date: 2011/3/10

Temperature:15.2℃

130.0 dBuV/m

Time: 下午 02:07:50

Humidity:60 %



Site : Chamber\_01

Condition : FCC 15.249 power\_PK

Polarization: *Horizontal*

EUT : W6M21103-11292

Power :


M/N: 5.8GHz Wireless AV Sender

Distance: 3m

Test Mode : CH7

Note :

Mk.	Frequency (MHz)	Reading (dBuV/m)	Detector	Corrected factor(dB)	Result (dBuV/m)	Limit (dBuV/m)	Ant.Pos (cm)	Tab.Pos (deg.)	Margin (dB)	Comment
	5860.067	44.60	peak	42.10	86.70	114.00	150	210	-27.30	
*	5860.067	44.60	AVG	42.10	86.70	94.00	150	210	-7.30	



# Worldwide Testing Services(Taiwan) Co., Ltd.

Registration number: W6M21103-11292-P-15

FCC ID: ZEPT580099

## Radiated Emission Measurement

Operator: Rick

File :POWER

Data :#1

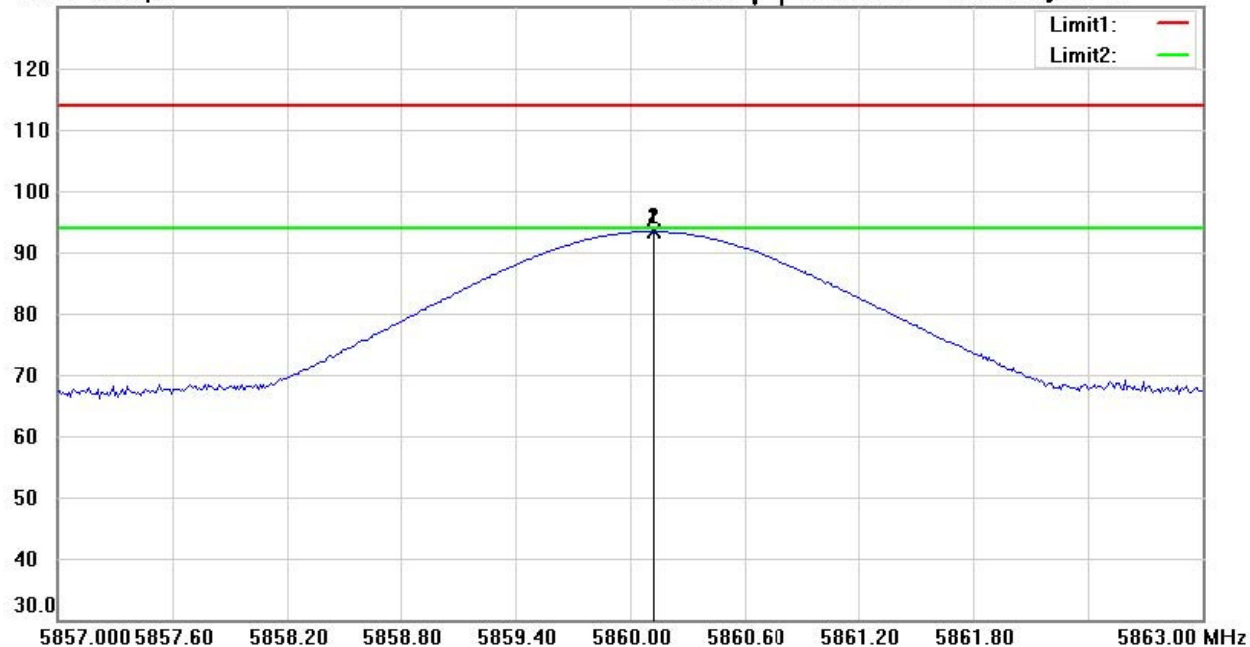
Date: 2011/3/10

Temperature:15.2℃

130.0 dBuV/m

Time: 下午 02:00:42

Humidity:60 %



Site : Chamber\_01

Condition : FCC 15.249 power\_PK

Polarization: Vertical

EUT : W6M21103-11292

Power :

M/N: 5.8GHz Wireless AV Sender


Distance: 3m

Test Mode : CH7

Note :

Mk.	Frequency (MHz)	Reading (dBuV/m)	Detector	Corrected factor(dB)	Result (dBuV/m)	Limit (dBuV/m)	Ant.Pos (cm)	Tab.Pos (deg.)	Margin (dB)	Comment
	5860.125	51.30	peak	42.10	93.40	114.00	150	110	-20.60	
*	5860.125	51.30	AVG	42.10	93.40	94.00	150	110	-0.60	

Test equipment used: ETSTW-RE 003, ETSTW-RE 004, ETSTW-RE 018, ETSTW-RE 028, ETSTW-RE 029, ETSTW-RE 030, ETSTW-RE 044



Registration number: W6M21103-11292-P-15

FCC ID: ZEPTR580099

## **3.2 Equivalent isotropic radiated power**

Because using an permanent antenna there are no deviations from the radiated test results according 3.1.

## **3.3 RF Exposure Compliance Requirements**

Not applicable for this 5.8GHz Wireless AV Sender for the low power level.

## **3.4 Out of Band Radiated Emissions**

FCC Rule: 15.249 (d)(e), 15.35(b)

Emissions radiated outside of the specified frequency bands, except for harmonics, shall be attenuated by at least 50 dB below the level of the fundamental or to the general radiated emission limits in Section 15.209, whichever is the lesser attenuation.

For frequency above 1000 MHz, the field strength limits are based on average limits. However, the peak field strength of any emission shall not exceed the maximum permitted average limits specified above by more than 20 dB under any condition of modulation. For point-to-point operation, the peak field strength shall not exceed 2500 millivolts/meter at 3 meters along the antenna azimuth.

Limits:

Frequency of Emission (MHz)	Field strength (microvolts/meter)	Field Strength (dB microvolts/meter)
30 - 88	100	40.0
88 – 216	150	43.5
216 – 960	200	46.5
Above 960	500	54.0

For frequencies above 1 GHz (Peak measurements).


Limit + 20 dB      $54.0 \text{ dB}\mu\text{V/m} + 20 \text{ dB} = 74 \text{ dB}\mu\text{V/m}$

Or

Must be attenuated at least 50dB below the level of fundament

Test equipment used: ETSTW-RE 003, ETSTW-RE 004, ETSTW-RE 018, ETSTW-RE 028,  
ETSTW-RE 029, ETSTW-RE 030, ETSTW-RE 044

Explanation: Please see attached diagram as appendix.



Registration number: W6M21103-11292-P-15

FCC ID: ZEPTR580099

## **3.5 Spurious emission (tx)**

Spurious emission was measured with modulation (declared by manufacturer).

Emissions radiated outside of the specified frequency bands, except for harmonics, shall be attenuated by at least 50 dB below the level of the fundamental or to the general radiated emission limits in Section 15.209, whichever is the lesser attenuation.

For frequencies above 1000 MHz, the field strength limits are based on average limits. However, the peak field strength of any emission shall not exceed the maximum permitted average limits specified above by more than 20 dB under any condition of modulation. For point-to-point operation, the peak field strength shall not exceed 2500 millivolts/meter at 3 meters along the antenna azimuth.

SAMPLE CALCULATION OF LIMIT. ALL results will be updated by an automatic measuring system in accordance with point 2.3.

The peak and average spurious emission plots was measured with the average limits.  
The critical peak value listed in the table agree with the above calculated limits.


### **Summary table with radiated data of the test plots**

Model: TR-5810/TR-5850 Date: 2011/3/10  
Mode: CH1 Temperature: 15.2 °C Engineer: Rick  
Polarization: Horizontal Humidity: 60 %

Frequency (MHz)	Reading (dBuV)	Detector	Factor (dB)	Result (dBuV/m)	Limit (dBuV/m)	Margin (dB)	Table Degree (Deg.)	Ant. High (cm)
162.8366	13.38	peak	15.91	29.29	43.50	-14.21	220	150
279.6634	21.81	peak	15.47	37.28	46.00	-8.72	160	150
612.9808	-3.07	peak	22.88	19.81	46.00	-26.19	230	150
994.3910	-2.01	peak	27.86	25.85	54.00	-28.15	120	150

Polarization: Horizontal

Frequency (MHz)	Reading (dBuV)		Factor (dB) Corr.	Result (dBuV/m)		Limit (dBuV/m)		Margin (dB)	Table Degree (Deg.)	Ant. High (cm)
	Peak	Ave.		Peak	Ave.	Peak	Ave.			
11478.7660	30.76	---	22.08	52.84	---	74.00	54.00	-21.16	130	150
17220.0000	24.38	---	25.08	49.46	---	74.00	54.00	-24.54	200	150



# Worldwide Testing Services(Taiwan) Co., Ltd.

Registration number: W6M21103-11292-P-15

FCC ID: ZEPTR580099

Mode: CH4

Polarization: Horizontal

Frequency (MHz)	Reading (dBuV)	Detector	Factor (dB)	Result (dBuV/m)	Limit (dBuV/m)	Margin (dB)	Table Degree (Deg.)	Ant. High (cm)
130.8173	13.04	peak	14.73	27.77	43.50	-15.73	190	150
277.0672	20.57	peak	15.37	35.94	46.00	-10.06	140	150
609.6154	-2.81	peak	22.84	20.03	46.00	-25.97	220	150
994.3910	-1.25	peak	27.86	26.61	54.00	-27.39	170	150

Polarization: Horizontal

Frequency (MHz)	Reading (dBuV)		Factor (dB) Corr.	Result (dBuV/m)		Limit (dBuV/m)		Margin (dB)	Table Degree (Deg.)	Ant. High (cm)
	Peak	Ave.		Peak	Ave.	Peak	Ave.			
11600.0000	23.85	---	21.79	45.64	---	74.00	54.00	-28.36	170	150
17400.0000	24.26	---	25.09	49.35	---	74.00	54.00	-24.65	230	150

Polarization: Vertical

Frequency (MHz)	Reading (dBuV)	Detector	Factor (dB)	Result (dBuV/m)	Limit (dBuV/m)	Margin (dB)	Table Degree (Deg.)	Ant. High (cm)
165.0001	12.60	peak	15.80	28.40	43.50	-15.10	260	150
285.2884	20.70	peak	15.60	36.30	46.00	-9.70	170	150
611.8590	-3.91	peak	22.86	18.95	46.00	-27.05	170	150
998.8781	-1.35	peak	27.88	26.53	54.00	-27.47	230	150


Polarization: Vertical

Frequency (MHz)	Reading (dBuV)		Factor (dB) Corr.	Result (dBuV/m)		Limit (dBuV/m)		Margin (dB)	Table Degree (Deg.)	Ant. High (cm)
	Peak	Ave.		Peak	Ave.	Peak	Ave.			
11600.0000	24.52	---	21.79	46.31	---	74.00	54.00	-27.69	170	150
17400.0000	25.58	---	25.09	50.67	---	74.00	54.00	-23.33	130	150

Mode: CH7

Polarization: Horizontal

Frequency (MHz)	Reading (dBuV)	Detector	Factor (dB)	Result (dBuV/m)	Limit (dBuV/m)	Margin (dB)	Table Degree (Deg.)	Ant. High (cm)
257.1634	18.14	peak	14.66	32.80	46.00	-13.20	110	150
283.9904	19.75	peak	15.57	35.32	46.00	-10.68	260	150
612.9808	-3.14	peak	22.88	19.74	46.00	-26.26	200	150
989.9038	-2.39	peak	27.85	25.46	54.00	-28.54	180	150



# **Worldwide Testing Services(Taiwan) Co., Ltd.**

Registration number: W6M21103-11292-P-15

FCC ID: ZEPTR580099

Polarization: Horizontal

Frequency (MHz)	Reading (dBuV)		Factor (dB) Corr.	Result (dBuV/m)		Limit (dBuV/m)		Margin (dB)	Table Degree (Deg.)	Ant. High (cm)
	Peak	Ave.		Peak	Ave.	Peak	Ave.			
11720.0000	24.37	---	21.61	45.98	---	74.00	54.00	-28.02	210	150
17580.0000	23.83	---	26.08	49.91	---	74.00	54.00	-24.09	140	150

Polarization: Vertical

Frequency (MHz)	Reading (dBuV)	Detector	Factor (dB)	Result (dBuV/m)	Limit (dBuV/m)	Margin (dB)	Table Degree (Deg.)	Ant. High (cm)
271.4422	19.50	peak	15.16	34.66	46.00	-11.34	220	150
283.1250	20.00	peak	15.55	35.55	46.00	-10.45	130	150
611.8590	-4.81	peak	22.86	18.05	46.00	-27.95	250	150
993.2691	-2.55	peak	27.86	25.31	54.00	-28.69	140	150

Polarization: Vertical


Frequency (MHz)	Reading (dBuV)		Factor (dB) Corr.	Result (dBuV/m)		Limit (dBuV/m)		Margin (dB)	Table Degree (Deg.)	Ant. High (cm)
	Peak	Ave.		Peak	Ave.	Peak	Ave.			
11720.0000	23.23	---	21.61	44.84	---	74.00	54.00	-29.16	180	150
17580.0000	24.59	---	26.08	50.67	---	74.00	54.00	-23.33	200	150

- Note**
1. Correction Factor = Antenna factor + Cable loss - Preamplifier
  2. The formula of measured value as: Test Result = Reading + Correction Factor
  3. Detector function in the form : PK = Peak, QP = Quasi Peak, AV = Average
  4. All not in the table noted test results are more than 20 dB below the relevant limits.
  5. Up Line: PK Limit Line, Down Line: Ave Limit Line.

**TEST RESULT (Transmitter):** The unit DOES meet the FCC requirements.

Test equipment used: ETSTW-RE 055

Explanation: Please see attached diagram as appendix.



Registration number: W6M21103-11292-P-15

FCC ID: ZEPTR580099

### **3.6 Radiated Emissions from Digital Part**


Except for Class A digital devices, the field strength of radiated emissions from unintentional radiators at a distance of 3 meters shall not exceed the following values:

Frequency of Emission (MHz)	Field Strength (microvolts/meter)	Field Strength (dBmicrovolts/meter)
30 – 88	100	40.0
88 – 216	150	43.5
216 – 960	200	46.0
Above 960	500	54.0

Test equipment used: ETSTW-RE 003, ETSTW-RE 004, ETSTW-RE 018, ETSTW-RE 028,  
ETSTW-RE 029, ETSTW-RE 030, ETSTW-RE 044

Explanation: The test results are listed in the separated test report no. W6M21103-11292-P-15B



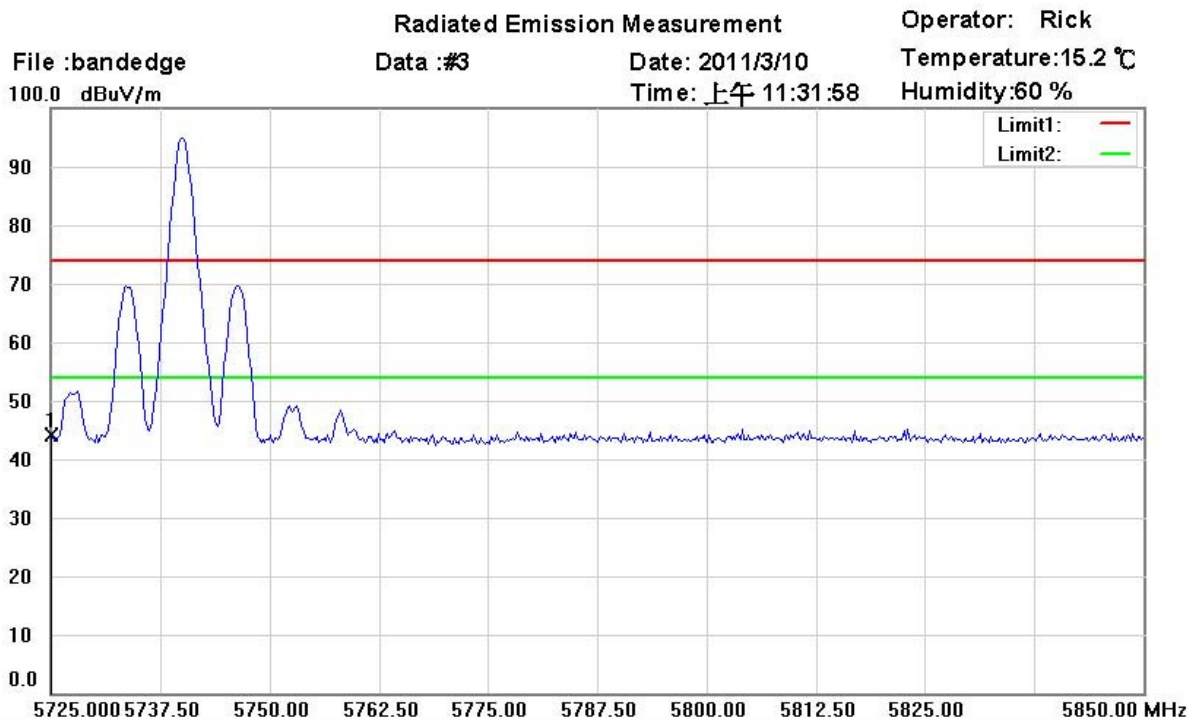


Registration number: W6M21103-11292-P-15

FCC ID: ZEPTR580099

## 3.7 Radiated Emission on the band edge

From the following plots, they show that the fundamental emissions are confined in the specified band and they are at least 50 dB below the carrier level at band edge (2400 and 2483.5 MHz). It meets the requirement of section 15.249(d).



Site : Chamber\_01

Condition : FCC\_part 15 RE-Class B\_Above 1GHz\_PK

EUT : W6M21103-11292

M/N: 5.8GHz Wireless AV Sender

Test Mode :

Note :


Polarization:

Power : 0

Distance: 3m

Mk.	Frequency (MHz)	Reading (dBuV/m)	Detector	Corrected factor(dB)	Result (dBuV/m)	Limit (dBuV/m)	Ant.Pos (cm)	Tab.Pos (deg.)	Margin (dB)	Comment
*	5725.000	45.57	peak	-1.35	44.22	74.00			-29.78	





# Worldwide Testing Services(Taiwan) Co., Ltd.

Registration number: W6M21103-11292-P-15

FCC ID: ZEPTR580099

## Radiated Emission Measurement

Operator: Rick

File :bandedge

Data :#4

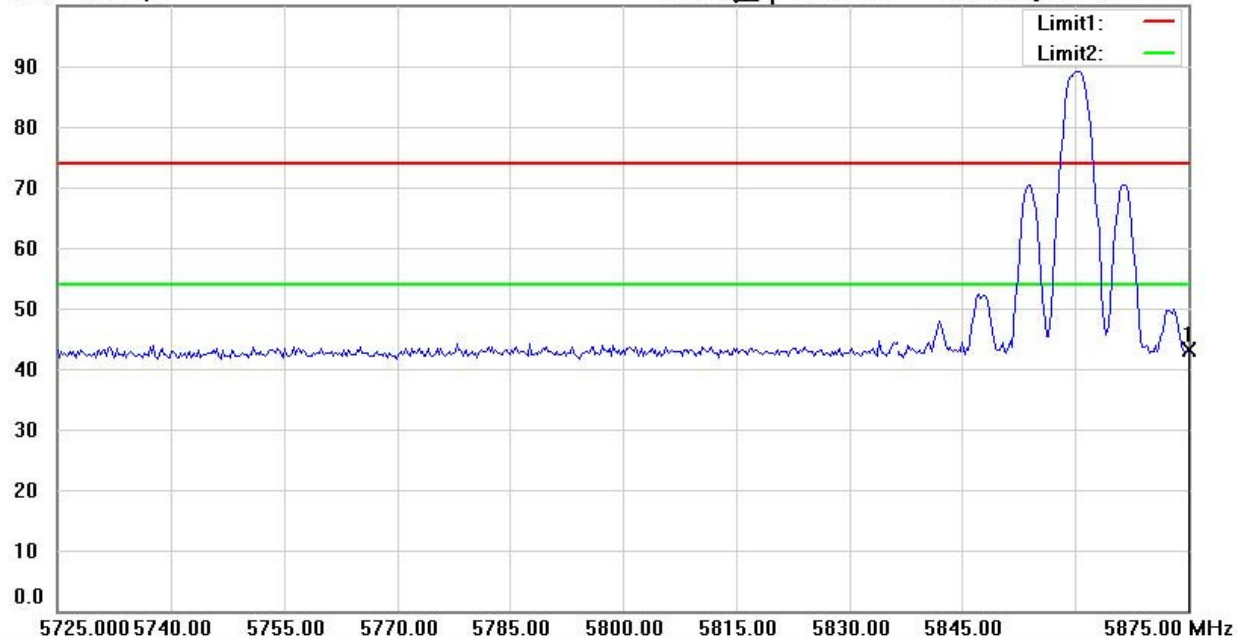
Date: 2011/3/10

Temperature:15.2 °C

100.0 dBuV/m

Time: 上午 11:37:37

Humidity:60 %



Site : Chamber\_01

Condition : FCC\_part 15 RE-Class B\_Above 1GHz\_PK

Polarization:

EUT : W6M21103-11292

Power : 0

M/N: 5.8GHz Wireless AV Sender

Distance: 3m

Test Mode :


Note :

Mk.	Frequency (MHz)	Reading (dBuV/m)	Detector	Corrected factor(dB)	Result (dBuV/m)	Limit (dBuV/m)	Ant.Pos (cm)	Tab.Pos (deg.)	Margin (dB)	Comment
*	5875.000	43.93	peak	-0.90	43.03	74.00			-30.97	

Limit:

Frequency Range (MHz)	Limit (dBuV/m)	
	Peak	Average
902 – 928	74	54
2400 – 2483.5		
5725 – 5875		
24000 - 24250		

Test equipment used: ETSTW-RE 003, ETSTW-RE 004, ETSTW-RE 018, ETSTW-RE 028, ETSTW-RE 029, ETSTW-RE 030, ETSTW-RE 044



Registration number: W6M21103-11292-P-15

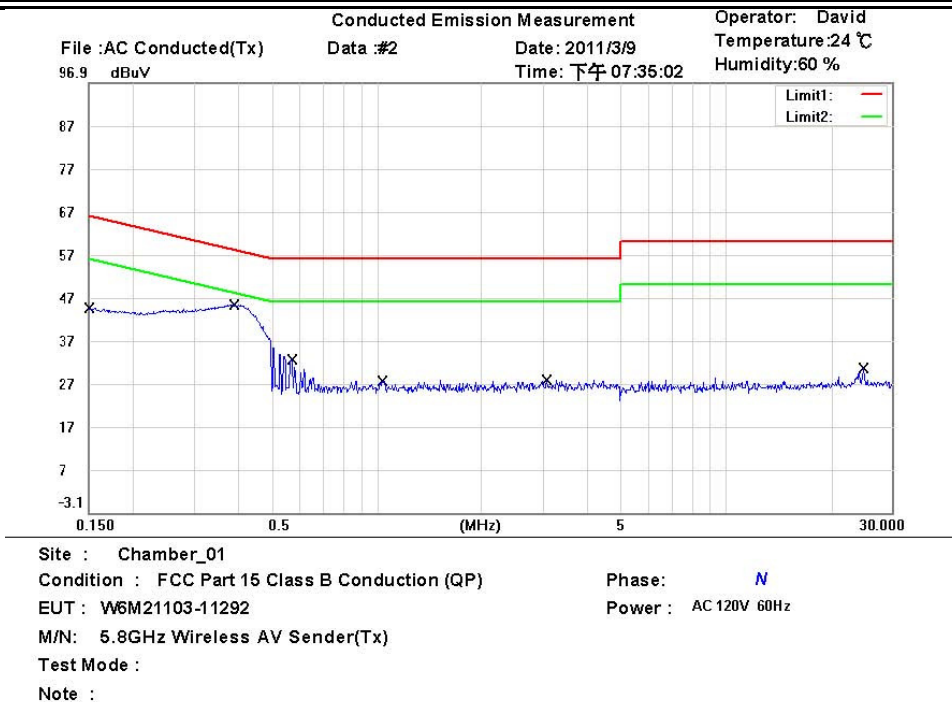
FCC ID: ZEPTR580099

## 3.8 Power Line Conducted Emission


For an intentional radiator which is designed to be connected to the public utility (AC) power line, the radio frequency voltage that is conducted back onto the AC line on any frequency or frequencies within the band 150 kHz to 30 MHz shall not exceed the limits in the table bellows with this provision shall be based on the measurement of the radio frequency voltage between each power line and ground at the power terminals.

This measurement was transact first with instrumentation using an average and peak detector and a 10 kHz bandwidth. If the peak detector achieves a calculated level, the measurement is repeated by an instrumentation using a quasi-peak detector.

Frequency	Level (dB $\mu$ V)	
	quasi-peak	average
150 kHz	lower limit line	Lower limit line



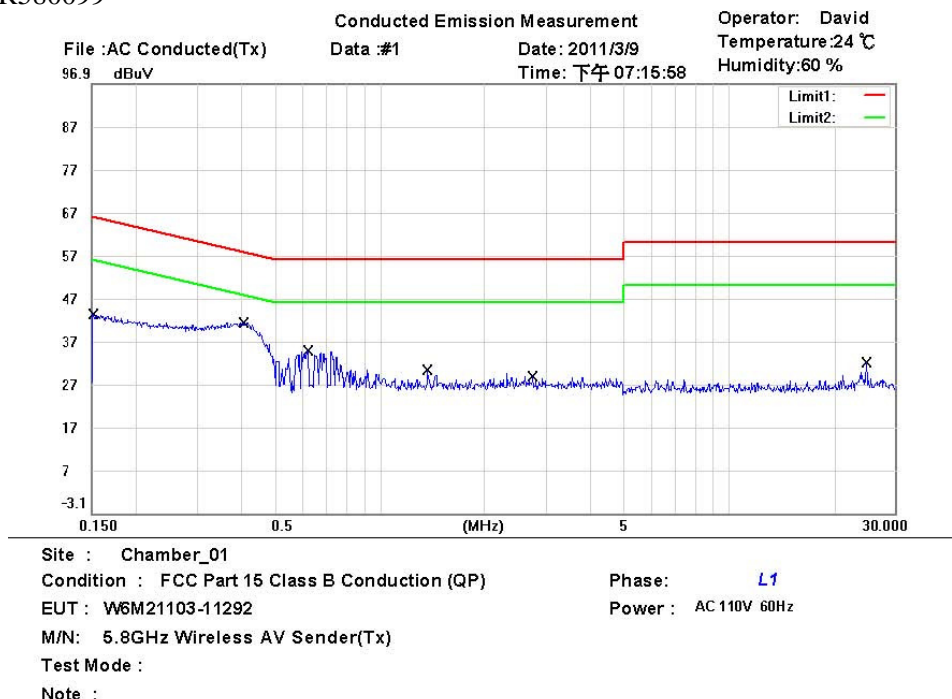
Mk.	Frequency (MHz)	Reading (dB $\mu$ V)	Detector	Corrected factor(dB)	Result (dB $\mu$ V)	Limit (dB $\mu$ V)	Margin (dB)	Comment
	0.1500	24.41	QP	9.62	34.03	66.00	-31.97	
	0.1500	7.92	AVG	9.62	17.54	56.00	-38.46	
*	0.3902	25.93	QP	9.64	35.57	58.06	-22.49	
	0.3902	-0.48	AVG	9.64	9.16	48.06	-38.90	
	0.5697	12.28	QP	9.64	21.92	56.00	-34.08	
	0.5697	-5.47	AVG	9.64	4.17	46.00	-41.83	
	1.0332	3.19	QP	9.66	12.85	56.00	-43.15	
	1.0332	-3.49	AVG	9.66	6.17	46.00	-39.83	
	3.0628	-1.70	QP	9.69	7.99	56.00	-48.01	
	3.0628	-6.61	AVG	9.69	3.08	46.00	-42.92	
	24.5750	17.05	QP	10.24	27.29	60.00	-32.71	
	24.5750	13.65	AVG	10.24	23.89	50.00	-26.11	



# Worldwide Testing Services(Taiwan) Co., Ltd.

Registration number: W6M21103-11292-P-15

FCC ID: ZEPT580099



Mk.	Frequency (MHz)	Reading (dBuV)	Detector	Corrected factor (dB)	Result (dBuV)	Limit (dBuV)	Margin (dB)	Comment
	0.1512	23.17	QP	9.64	32.81	65.93	-33.12	
	0.1512	6.88	AVG	9.64	16.52	55.93	-39.41	
	0.4066	21.42	QP	9.67	31.09	57.72	-26.63	
	0.4066	5.13	AVG	9.67	14.80	47.72	-32.92	
	0.6215	14.50	QP	9.67	24.17	56.00	-31.83	
	0.6215	-4.48	AVG	9.67	5.19	46.00	-40.81	
	1.3640	12.87	QP	9.69	22.56	56.00	-33.44	
	1.3640	0.76	AVG	9.69	10.45	46.00	-35.55	
	2.7500	6.12	QP	9.71	15.83	56.00	-40.17	
	2.7500	-4.35	AVG	9.71	5.36	46.00	-40.64	
	24.5750	20.29	QP	10.00	30.29	60.00	-29.71	
*	24.5750	17.13	AVG	10.00	27.13	50.00	-22.87	

- Note: 1. The formula of measured value as: Test Result = Reading + Correction Factor  
2. The Correction Factor = Cable Loss + LISN Insertion Loss  
3. Detector function in the form : PK = Peak, QP = Quasi Peak, AV = Average  
4. All not in the table noted test results are more than 20 dB below the relevant limits.  
5. Up Line: QP Limit Line, Down Line: Ave Limit Line.

## Limits:

Frequency of Emission (MHz)	Conducted Limit (dBuV)	
	Quasi Peak	Average
0.15-0.5	66 to 56	56 to 46
0.5-5	56	46
5-30	60	50

Test equipment used: ETSTW-CE 001, ETSTW-CE 004, ETSTW-CE 006




Registration number: W6M21103-11292-P-15

FCC ID: ZEPTR580099

## **Appendix**

### **Measurement diagrams**

Spurious Emissions Radiated- Transmitter



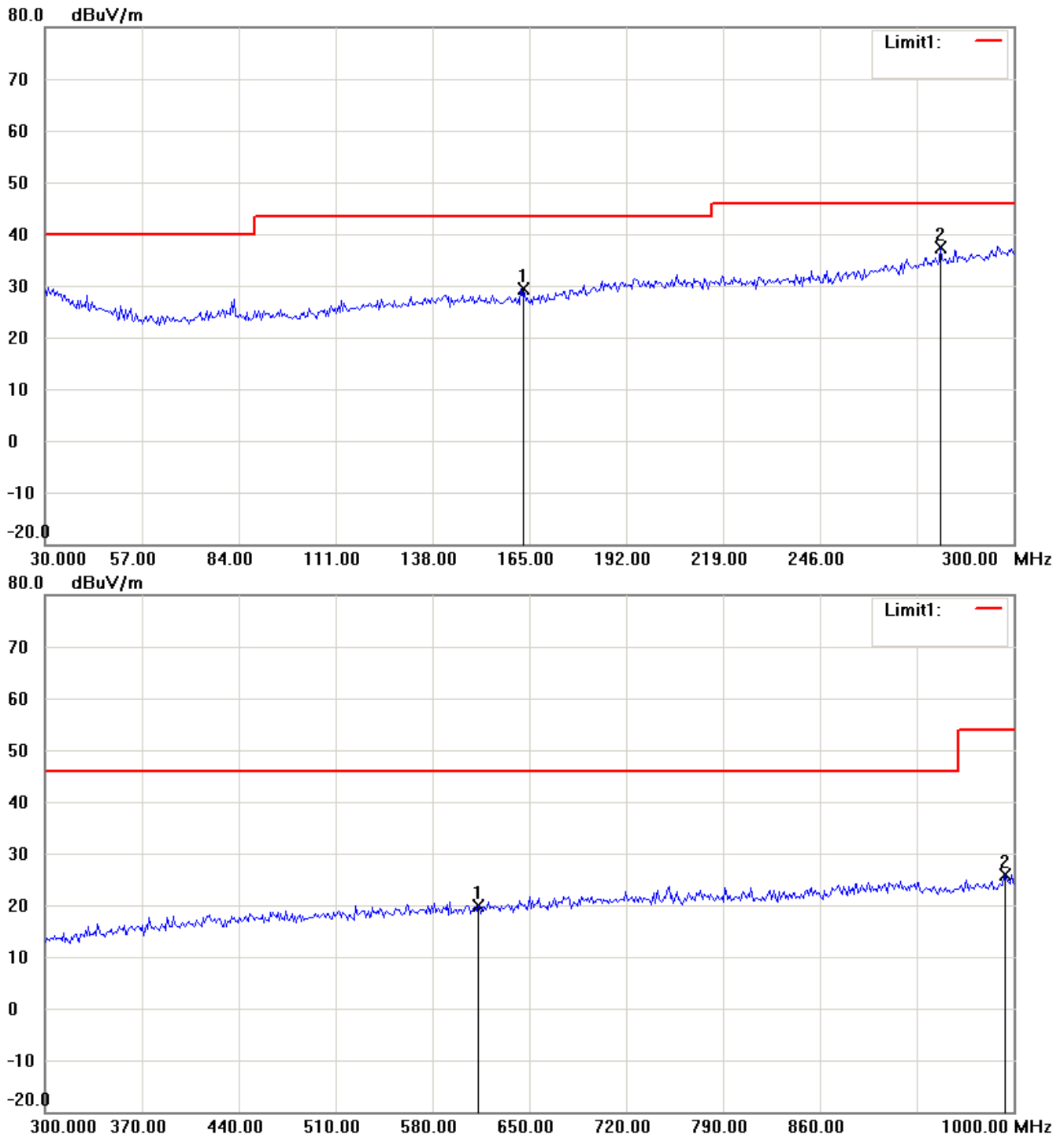
Registration number: W6M21103-11292-P-15

FCC ID: ZEPTR580099

Spurious Emissions radiated- transmitter


CH1

Antenna Polarization H



**Note: Up Line: PK Limit Line, Down Line: Ave Limit Line**

1. The attached measurement plots are preliminarily pre-scanned with peak detector for determining the final checking frequencies and are for reference only.
2. The some frequencies may exceed the limit line without the specified detectors, but that cannot present the results are failed to the specification of test standard.
3. For corrected test results are listed in the relevant table of radiated test data of this test report.

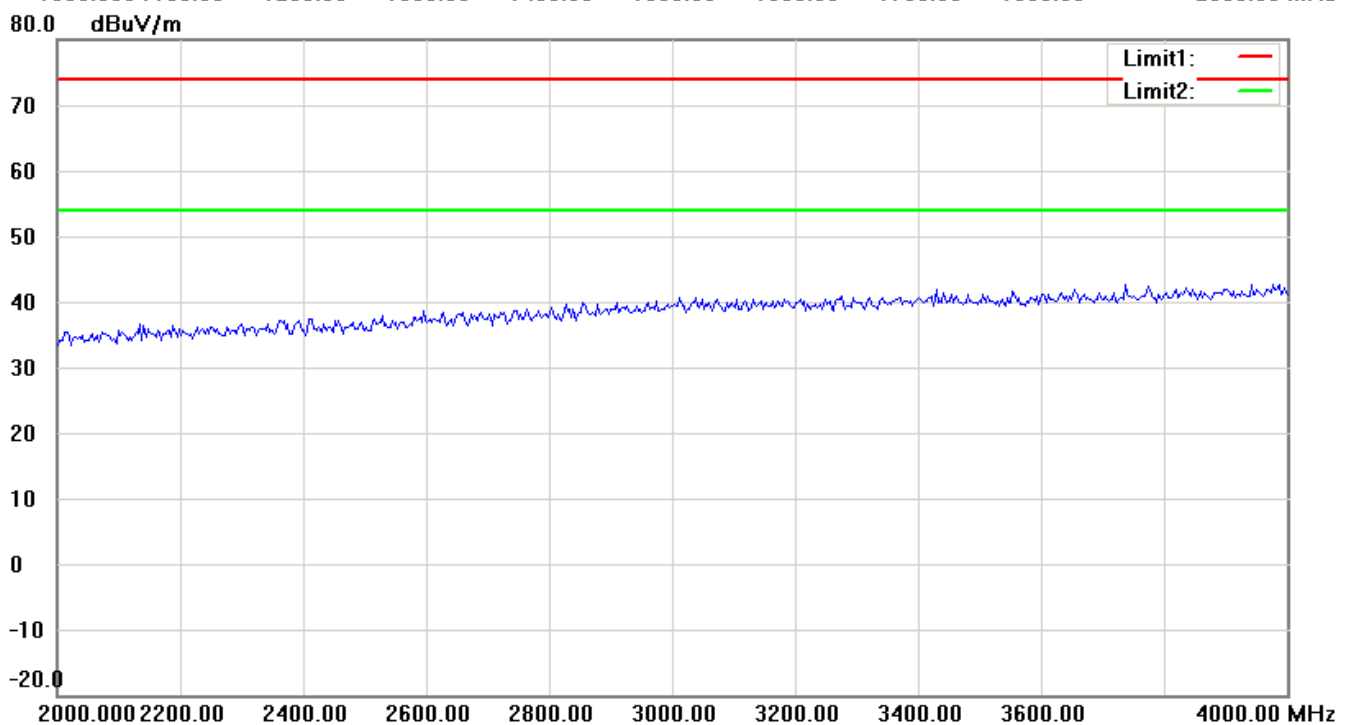
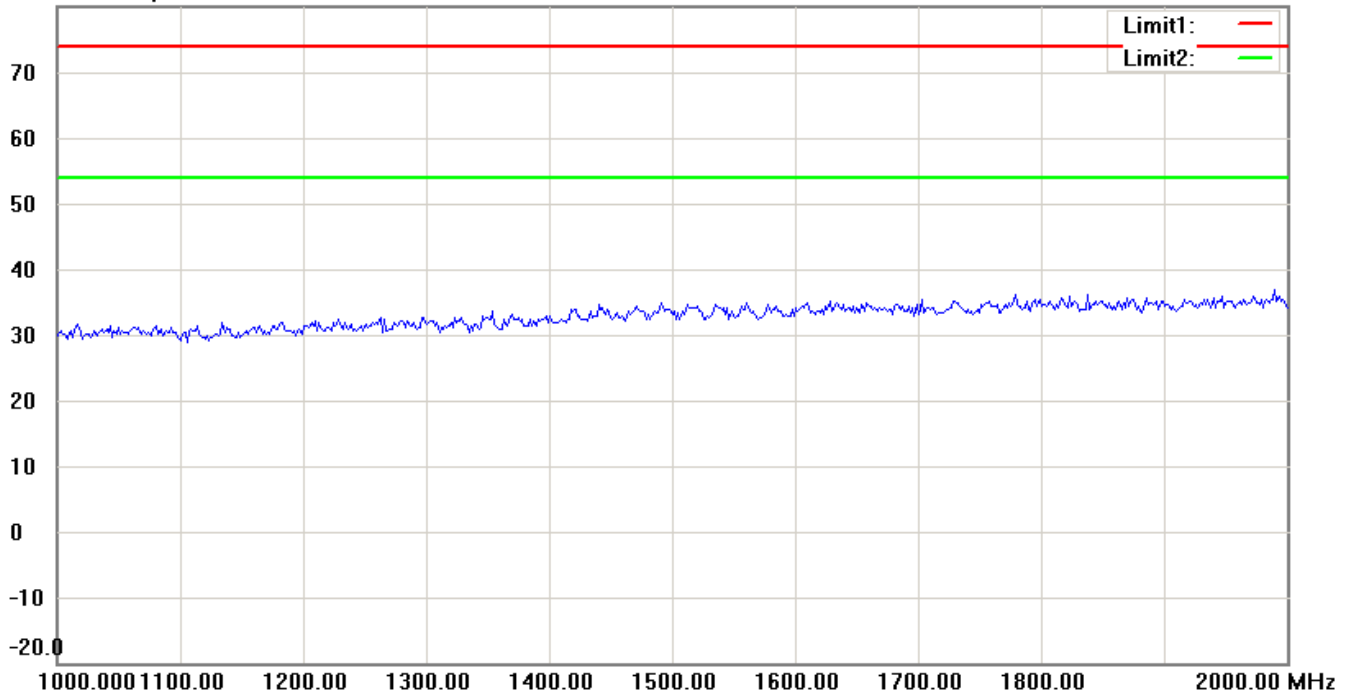


# ***Worldwide Testing Services(Taiwan) Co., Ltd.***

Registration number: W6M21103-11292-P-15

FCC ID: ZEPTR580099

80.0 dBuV/m



**Note: Up Line: PK Limit Line, Down Line: Ave Limit Line**

1. The attached measurement plots are preliminarily pre-scanned with peak detector for determining the final checking frequencies and are for reference only.
2. The some frequencies may exceed the limit line without the specified detectors, but that cannot present the results are failed to the specification of test standard.
3. For corrected test results are listed in the relevant table of radiated test data of this test report.

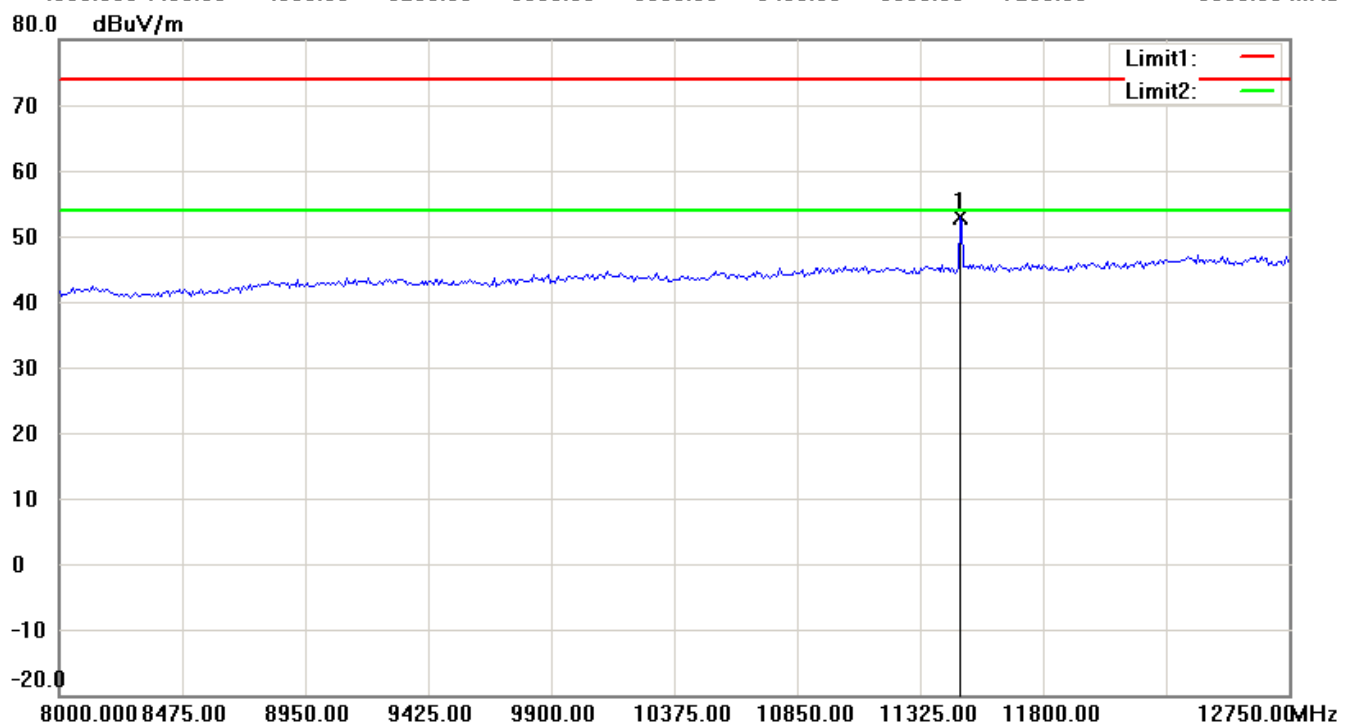
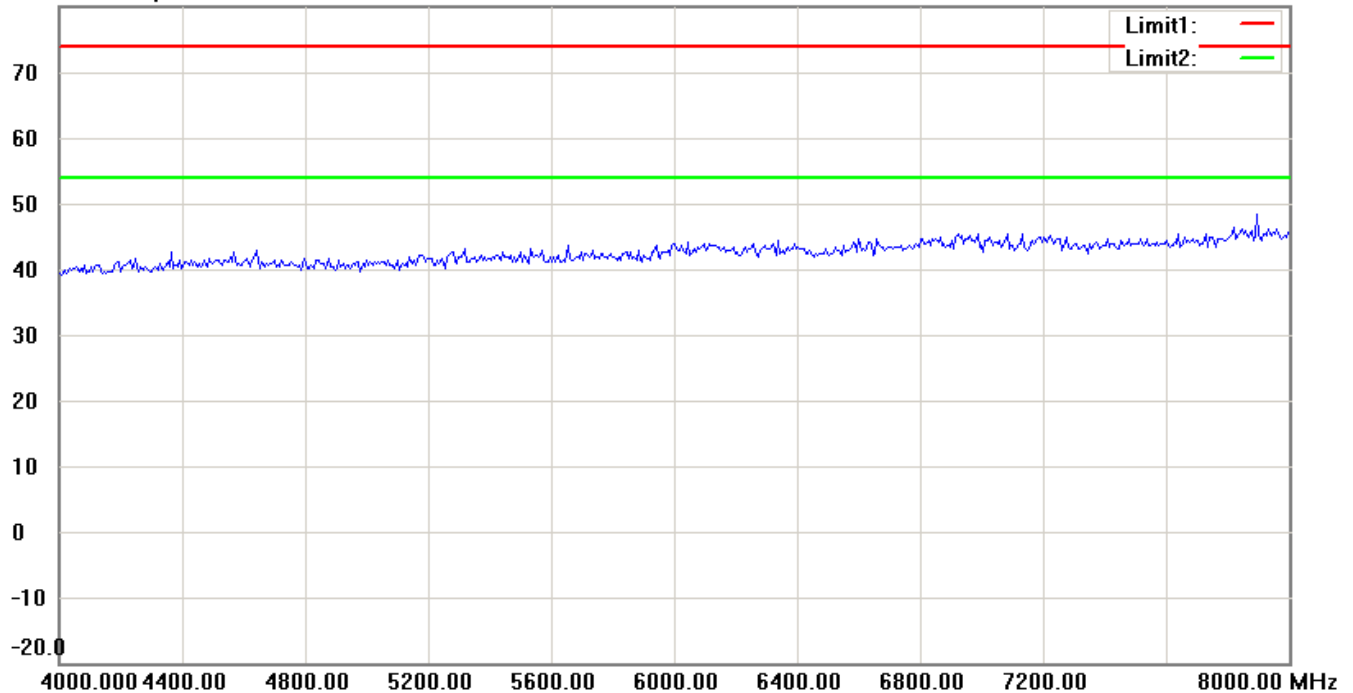


# ***Worldwide Testing Services(Taiwan) Co., Ltd.***

Registration number: W6M21103-11292-P-15

FCC ID: ZEPTR580099

80.0 dBuV/m



**Note: Up Line: PK Limit Line, Down Line: Ave Limit Line**

1. The attached measurement plots are preliminarily pre-scanned with peak detector for determining the final checking frequencies and are for reference only.
2. The some frequencies may exceed the limit line without the specified detectors, but that cannot present the results are failed to the specification of test standard.
3. For corrected test results are listed in the relevant table of radiated test data of this test report.

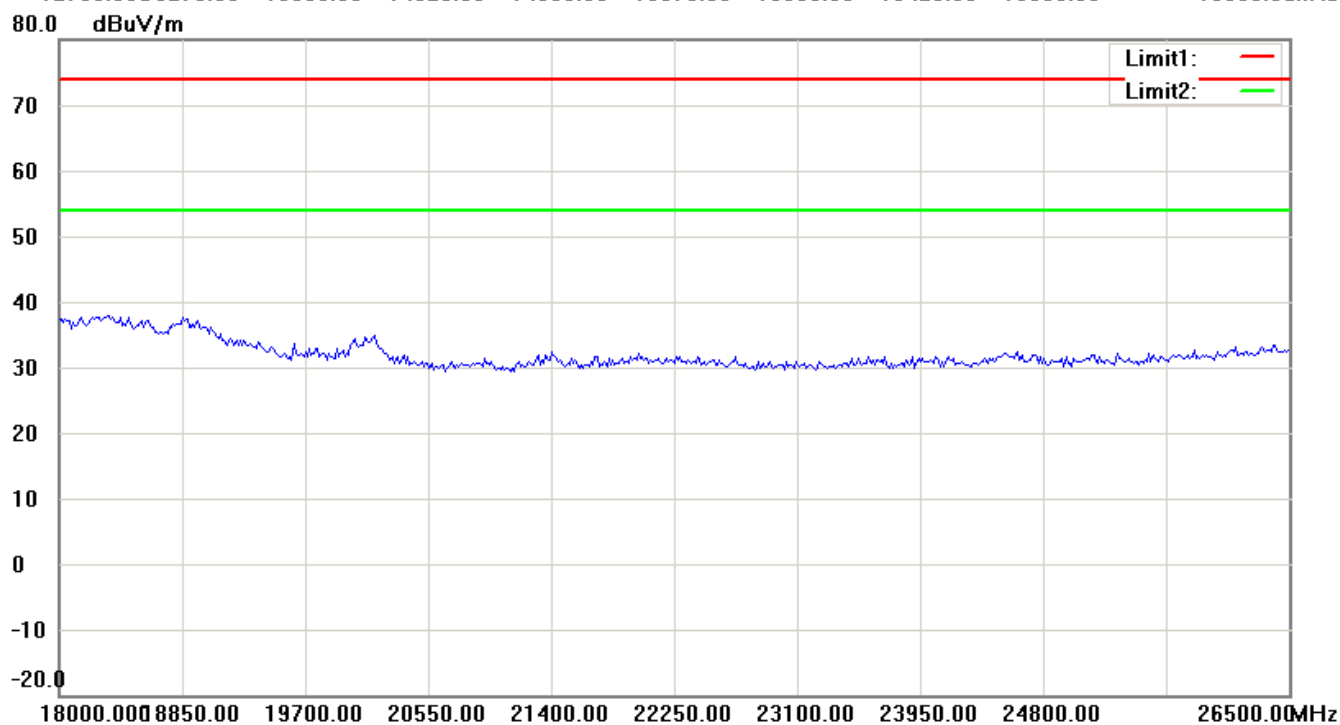
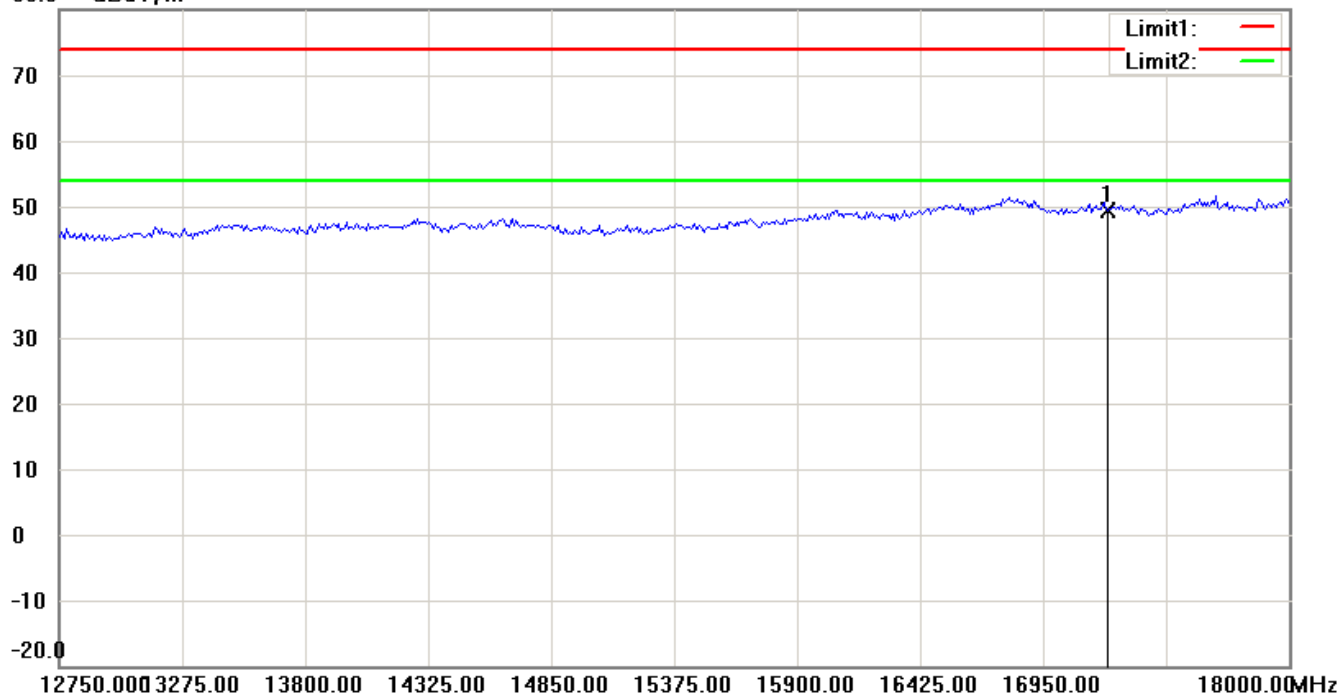


# Worldwide Testing Services(Taiwan) Co., Ltd.

Registration number: W6M21103-11292-P-15

FCC ID: ZEPTR580099

80.0 dBuV/m



**Note: Up Line: PK Limit Line, Down Line: Ave Limit Line**

1. The attached measurement plots are preliminarily pre-scanned with peak detector for determining the final checking frequencies and are for reference only.
2. The some frequencies may exceed the limit line without the specified detectors, but that cannot present the results are failed to the specification of test standard.
3. For corrected test results are listed in the relevant table of radiated test data of this test report.



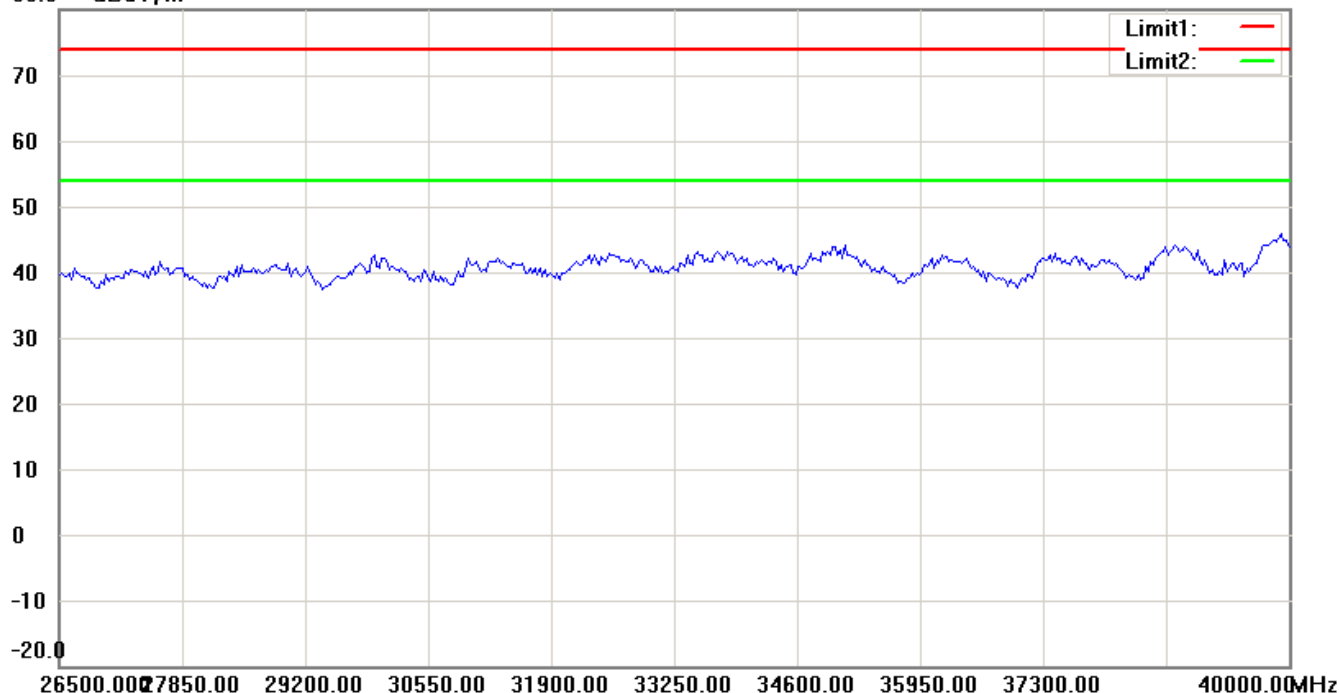


# Worldwide Testing Services(Taiwan) Co., Ltd.

Registration number: W6M21103-11292-P-15

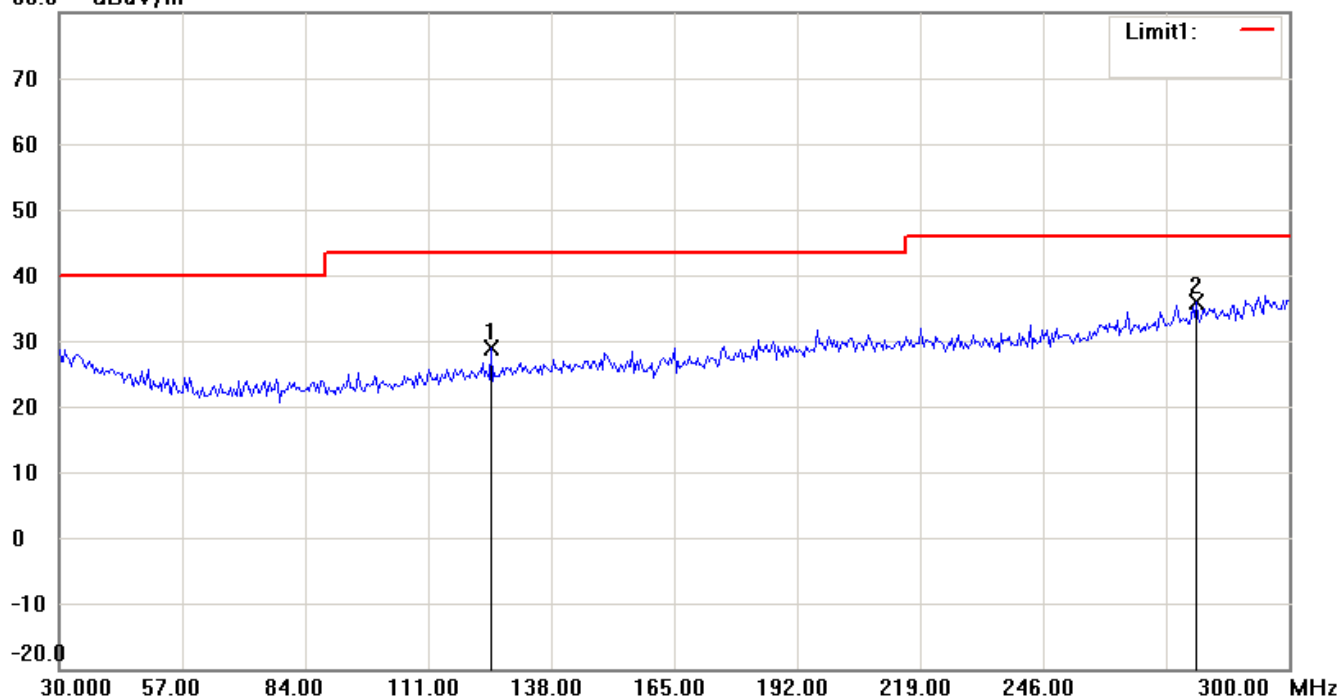
FCC ID: ZEPT580099

80.0 dBuV/m



## Antenna Polarization V

80.0 dBuV/m



**Note: Up Line: PK Limit Line, Down Line: Ave Limit Line**

1. The attached measurement plots are preliminarily pre-scanned with peak detector for determining the final checking frequencies and are for reference only.
2. The some frequencies may exceed the limit line without the specified detectors, but that cannot present the results are failed to the specification of test standard.
3. For corrected test results are listed in the relevant table of radiated test data of this test report.

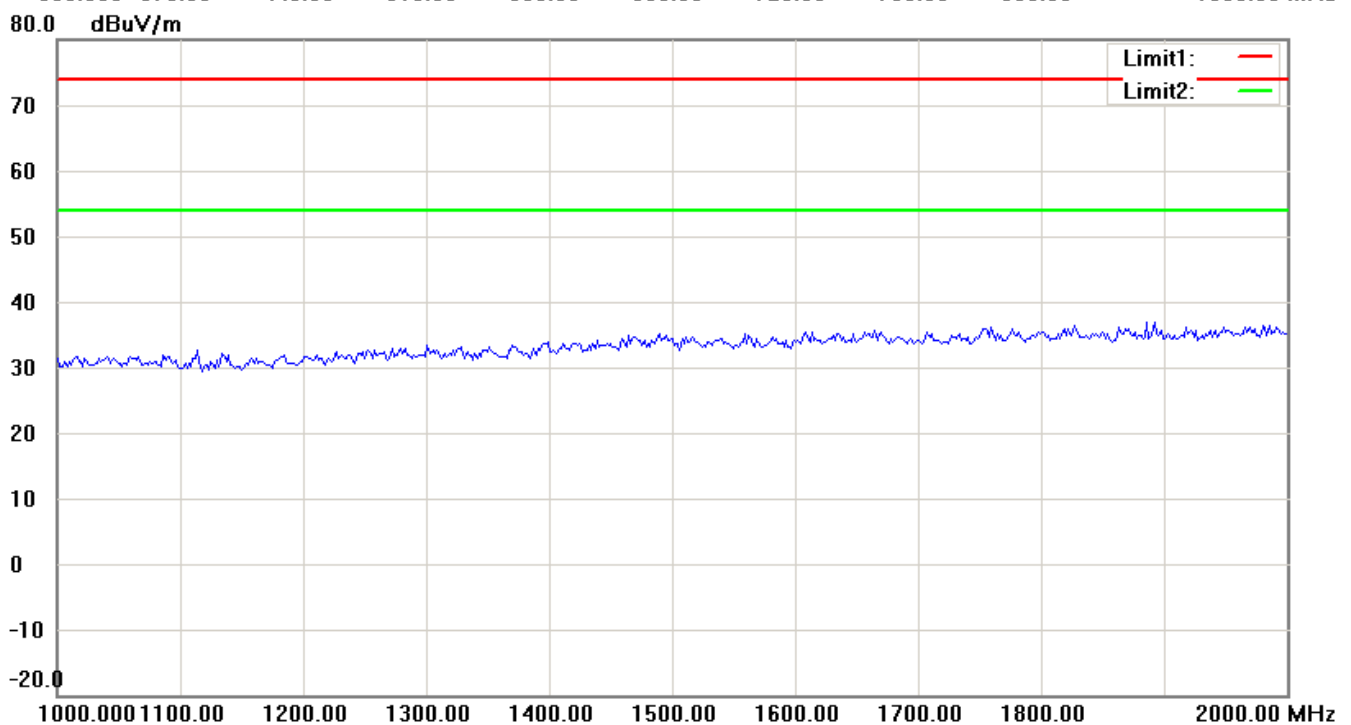
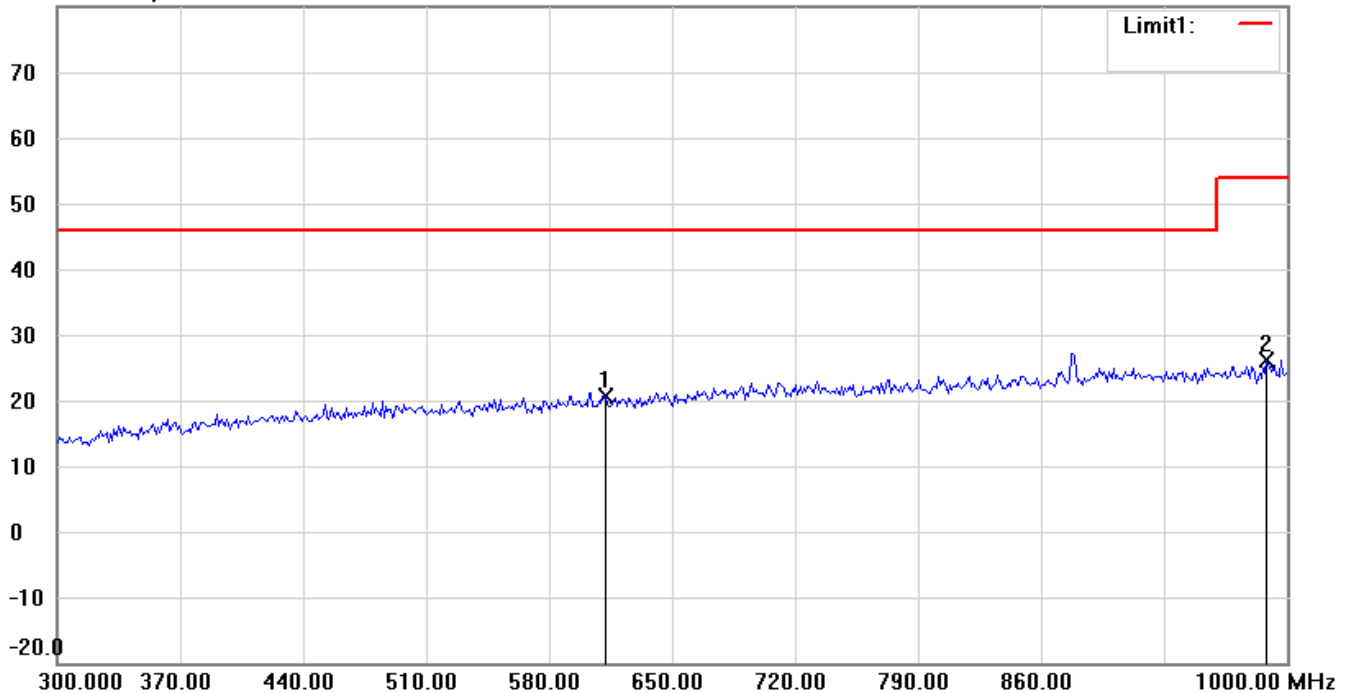


# Worldwide Testing Services(Taiwan) Co., Ltd.

Registration number: W6M21103-11292-P-15

FCC ID: ZEPTR580099

80.0 dBuV/m



**Note: Up Line: PK Limit Line, Down Line: Ave Limit Line**

1. The attached measurement plots are preliminarily pre-scanned with peak detector for determining the final checking frequencies and are for reference only.
2. The some frequencies may exceed the limit line without the specified detectors, but that cannot present the results are failed to the specification of test standard.
3. For corrected test results are listed in the relevant table of radiated test data of this test report.

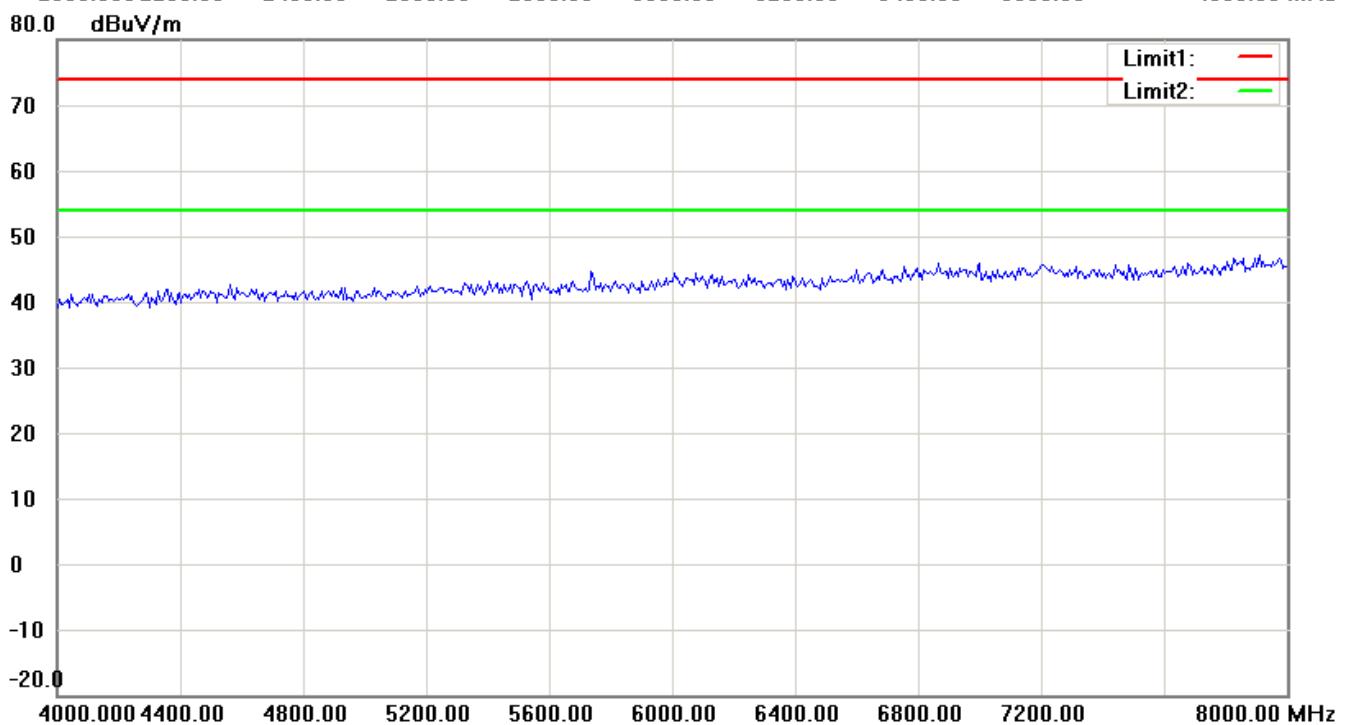
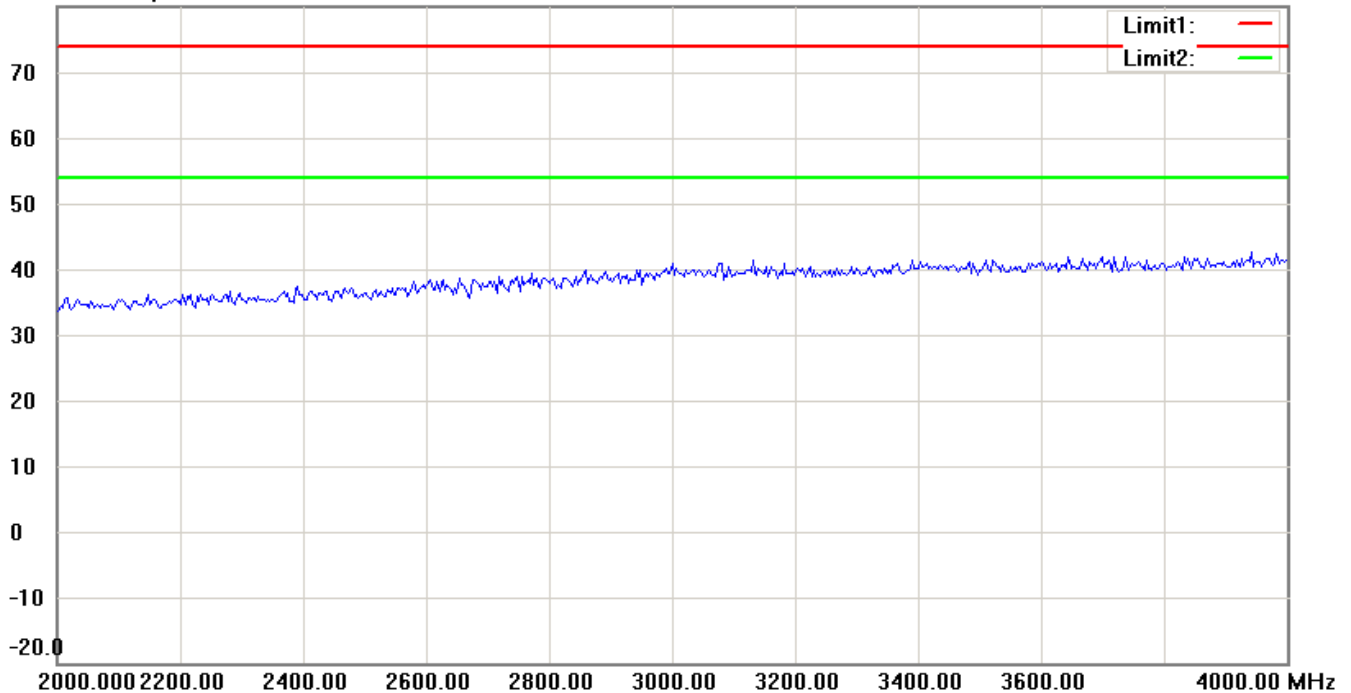


# ***Worldwide Testing Services(Taiwan) Co., Ltd.***

Registration number: W6M21103-11292-P-15


FCC ID: ZEPTR580099

80.0 dBuV/m



**Note: Up Line: PK Limit Line, Down Line: Ave Limit Line**

1. The attached measurement plots are preliminarily pre-scanned with peak detector for determining the final checking frequencies and are for reference only.
2. The some frequencies may exceed the limit line without the specified detectors, but that cannot present the results are failed to the specification of test standard.
3. For corrected test results are listed in the relevant table of radiated test data of this test report.

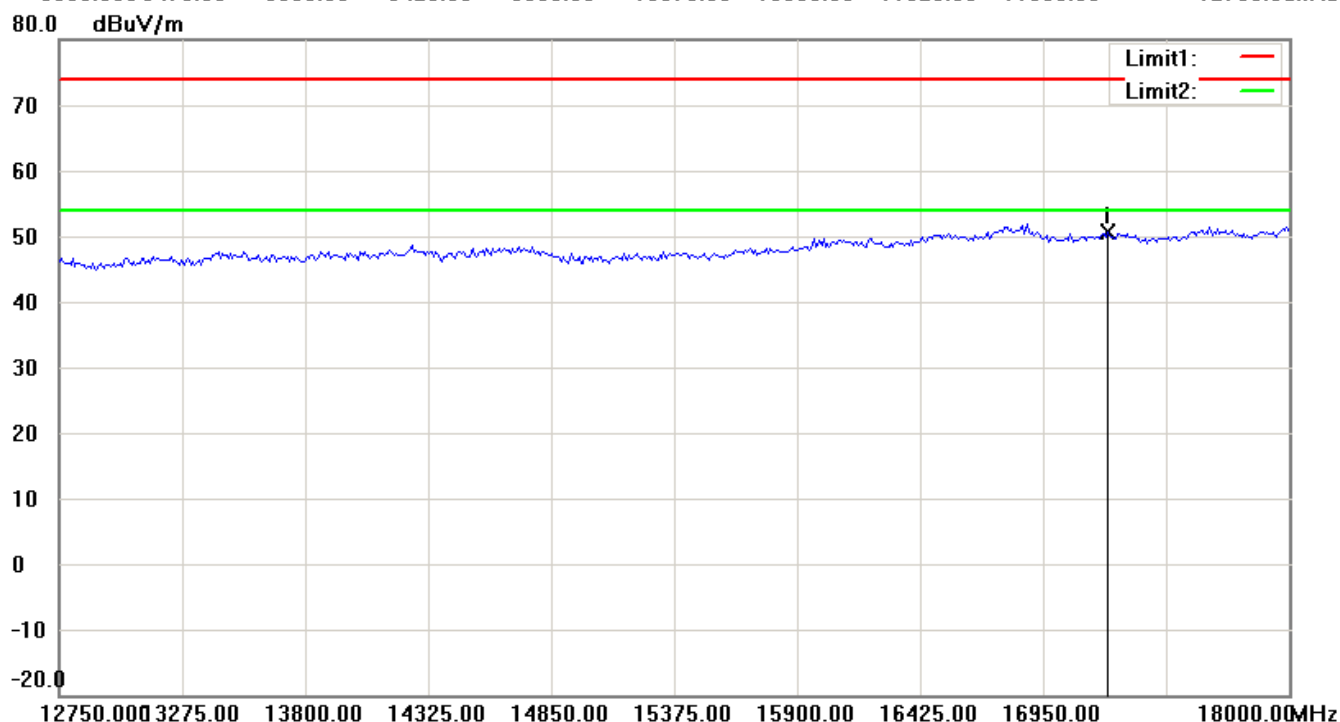
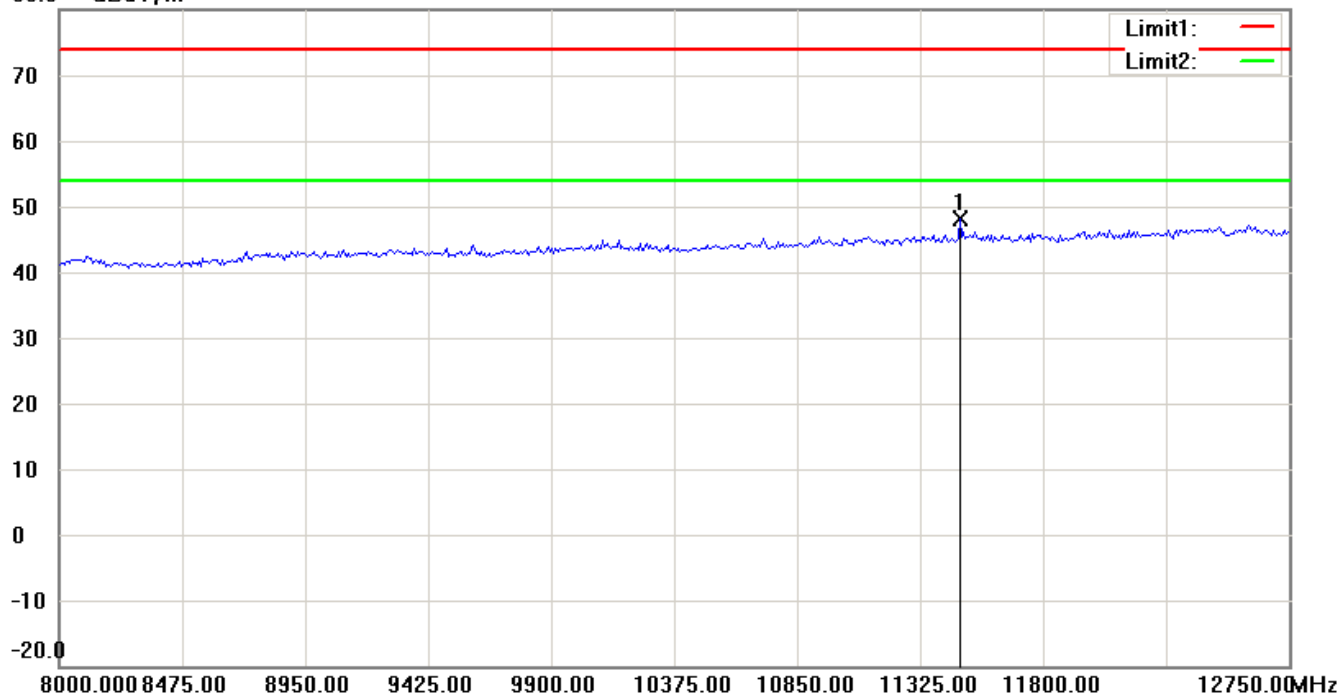


# Worldwide Testing Services(Taiwan) Co., Ltd.

Registration number: W6M21103-11292-P-15


FCC ID: ZEPTR580099

80.0 dBuV/m



**Note: Up Line: PK Limit Line, Down Line: Ave Limit Line**

1. The attached measurement plots are preliminarily pre-scanned with peak detector for determining the final checking frequencies and are for reference only.
2. The some frequencies may exceed the limit line without the specified detectors, but that cannot present the results are failed to the specification of test standard.
3. For corrected test results are listed in the relevant table of radiated test data of this test report.

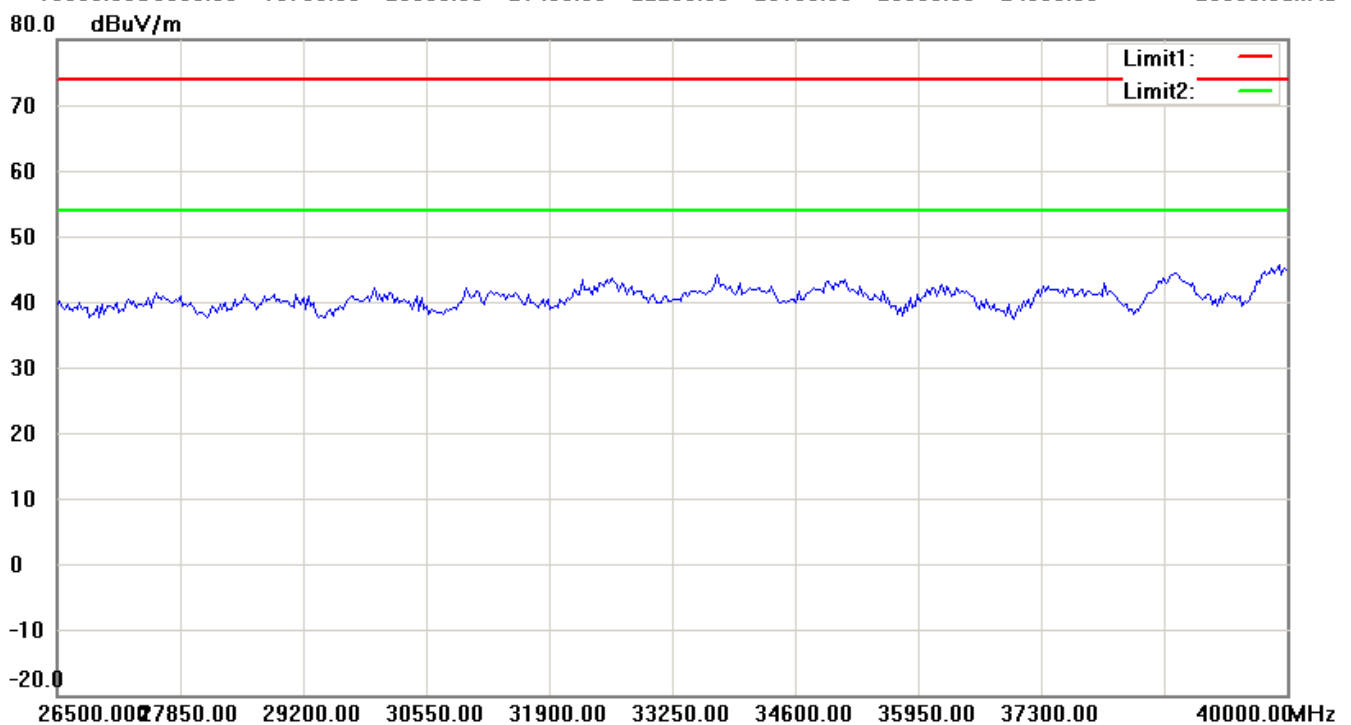
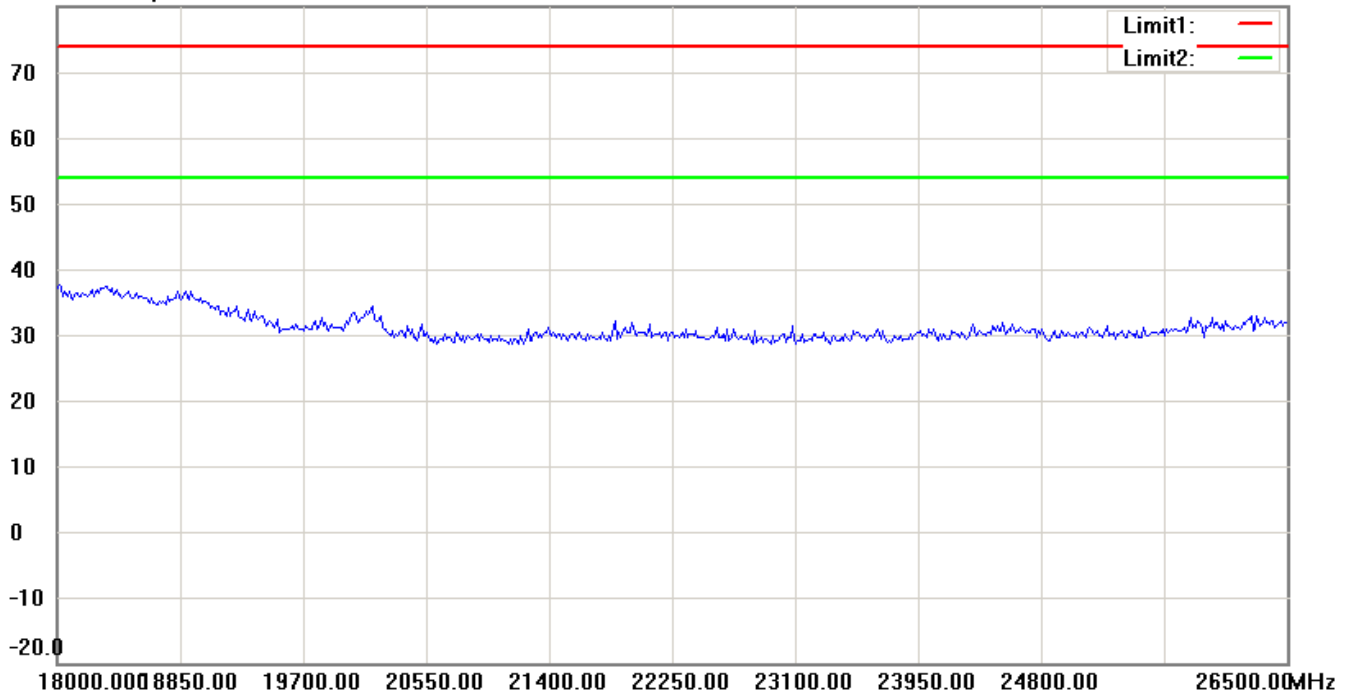


# ***Worldwide Testing Services(Taiwan) Co., Ltd.***

Registration number: W6M21103-11292-P-15


FCC ID: ZEPTR580099

80.0 dBuV/m



**Note: Up Line: PK Limit Line, Down Line: Ave Limit Line**

1. The attached measurement plots are preliminarily pre-scanned with peak detector for determining the final checking frequencies and are for reference only.
2. The some frequencies may exceed the limit line without the specified detectors, but that cannot present the results are failed to the specification of test standard.
3. For corrected test results are listed in the relevant table of radiated test data of this test report.

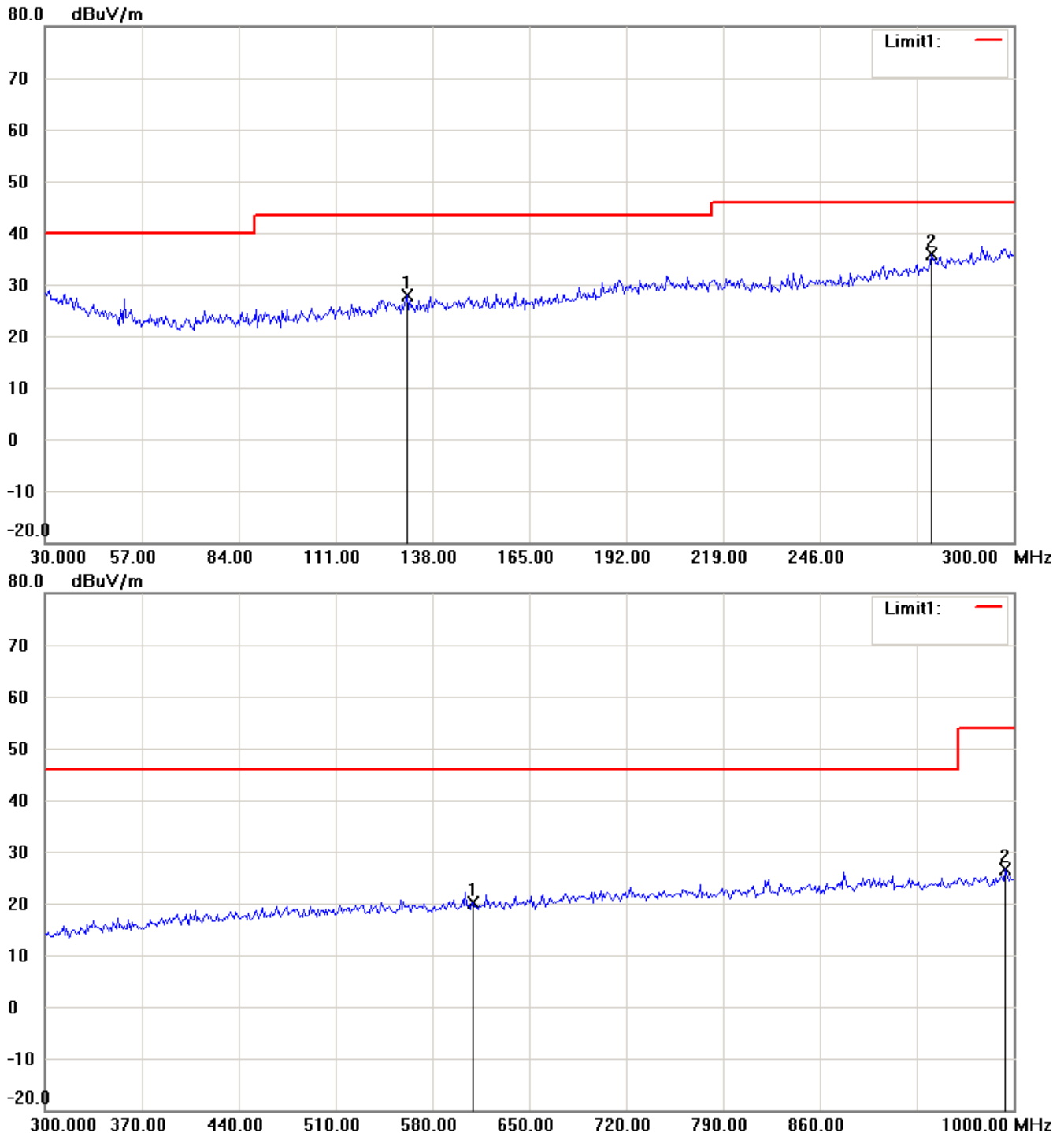


Registration number: W6M21103-11292-P-15

FCC ID: ZEPT580099

CH4

Antenna Polarization H



**Note: Up Line: PK Limit Line, Down Line: Ave Limit Line**

1. The attached measurement plots are preliminarily pre-scanned with peak detector for determining the final checking frequencies and are for reference only.
2. The some frequencies may exceed the limit line without the specified detectors, but that cannot present the results are failed to the specification of test standard.
3. For corrected test results are listed in the relevant table of radiated test data of this test report.

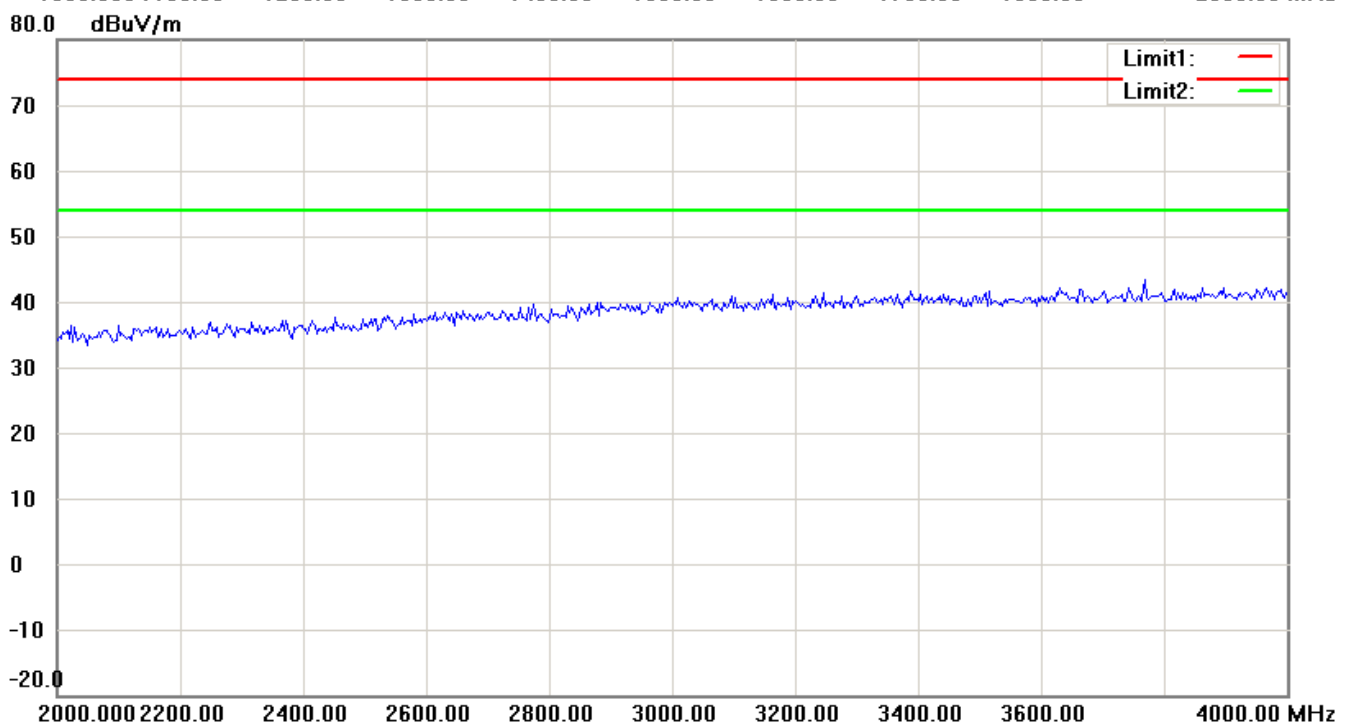
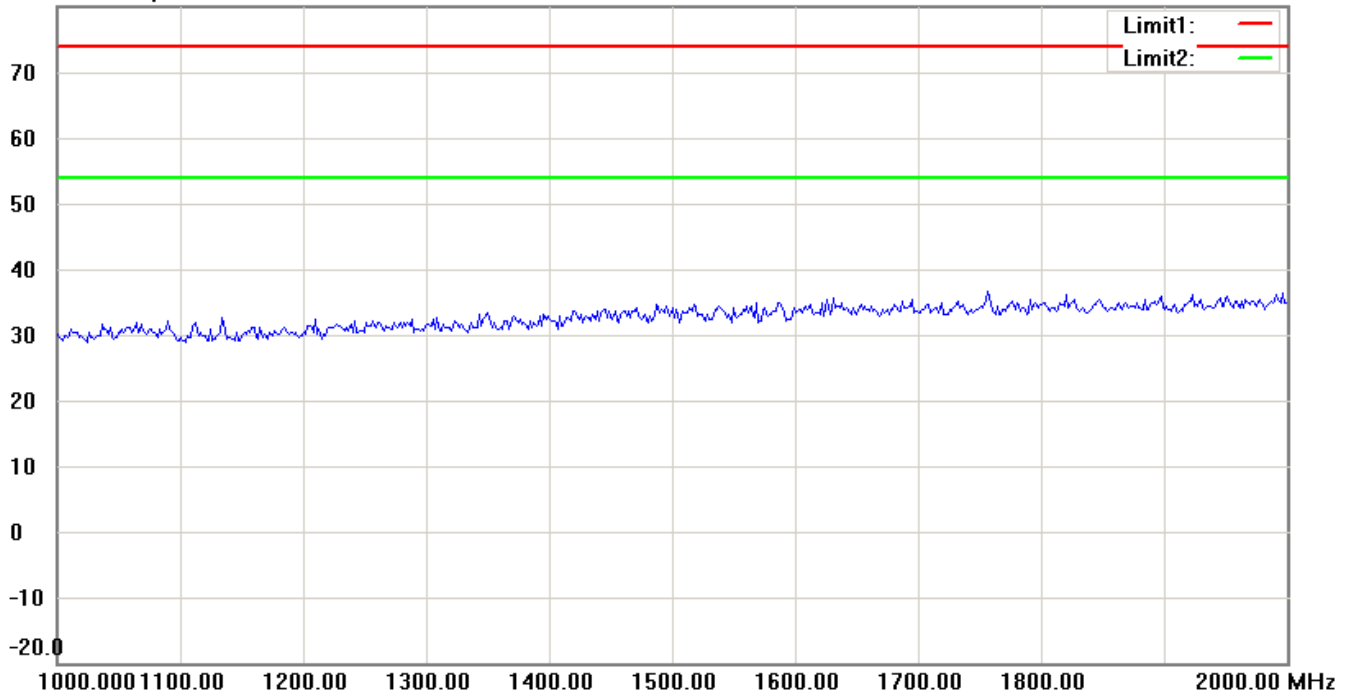


# ***Worldwide Testing Services(Taiwan) Co., Ltd.***

Registration number: W6M21103-11292-P-15

FCC ID: ZEPTR580099

80.0 dBuV/m



**Note: Up Line: PK Limit Line, Down Line: Ave Limit Line**

1. The attached measurement plots are preliminarily pre-scanned with peak detector for determining the final checking frequencies and are for reference only.
2. The some frequencies may exceed the limit line without the specified detectors, but that cannot present the results are failed to the specification of test standard.
3. For corrected test results are listed in the relevant table of radiated test data of this test report.

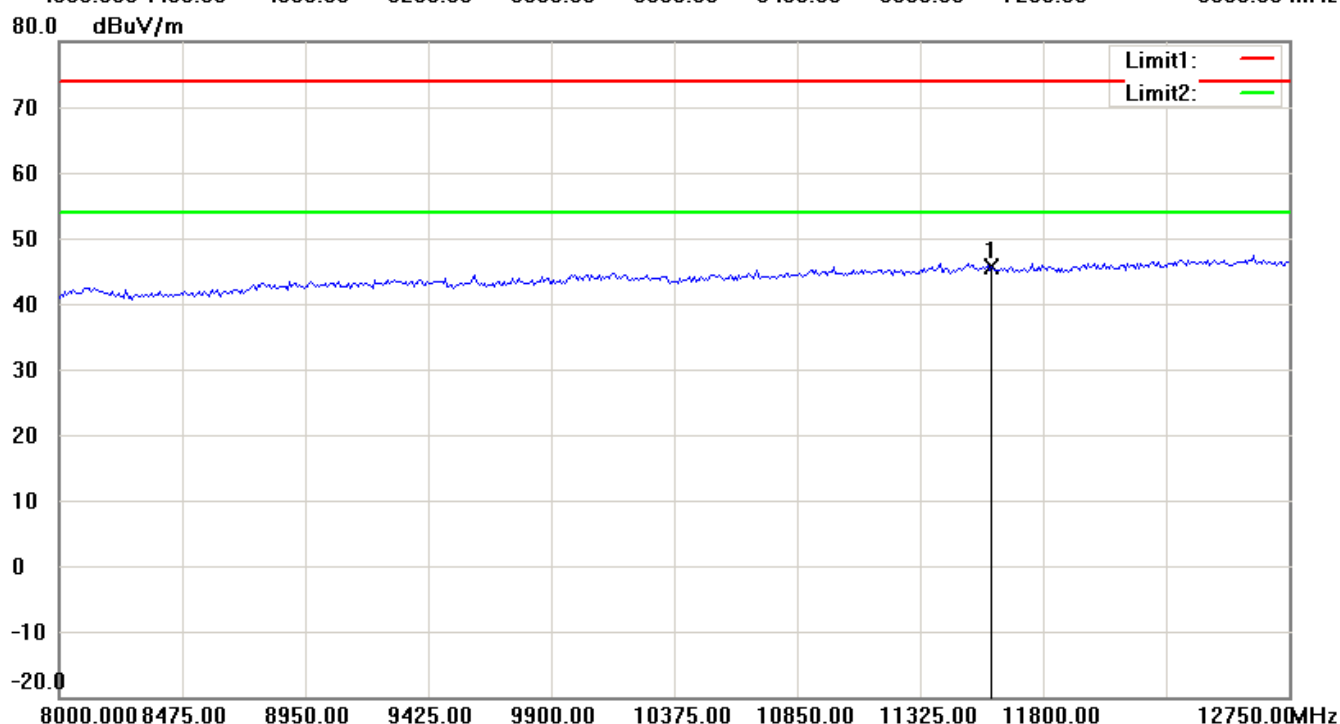
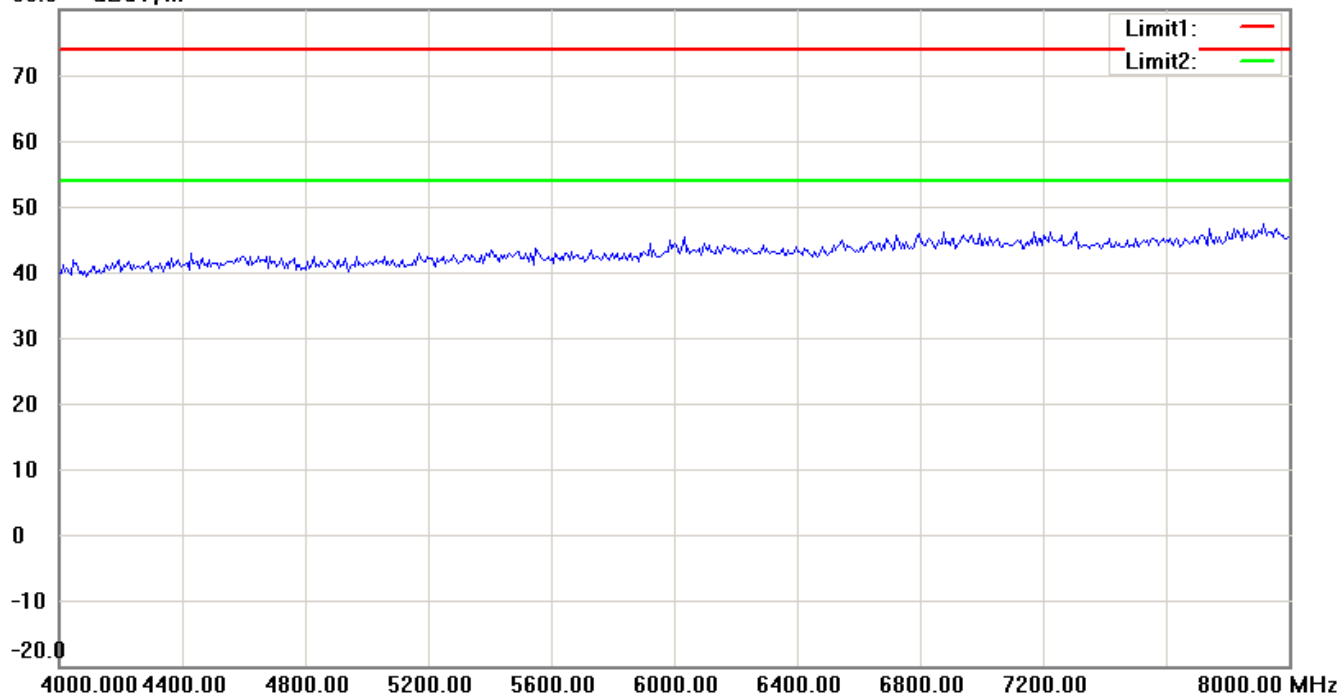


# Worldwide Testing Services(Taiwan) Co., Ltd.

Registration number: W6M21103-11292-P-15

FCC ID: ZEPTR580099

80.0 dBuV/m



**Note: Up Line: PK Limit Line, Down Line: Ave Limit Line**

1. The attached measurement plots are preliminarily pre-scanned with peak detector for determining the final checking frequencies and are for reference only.
2. The some frequencies may exceed the limit line without the specified detectors, but that cannot present the results are failed to the specification of test standard.
3. For corrected test results are listed in the relevant table of radiated test data of this test report.



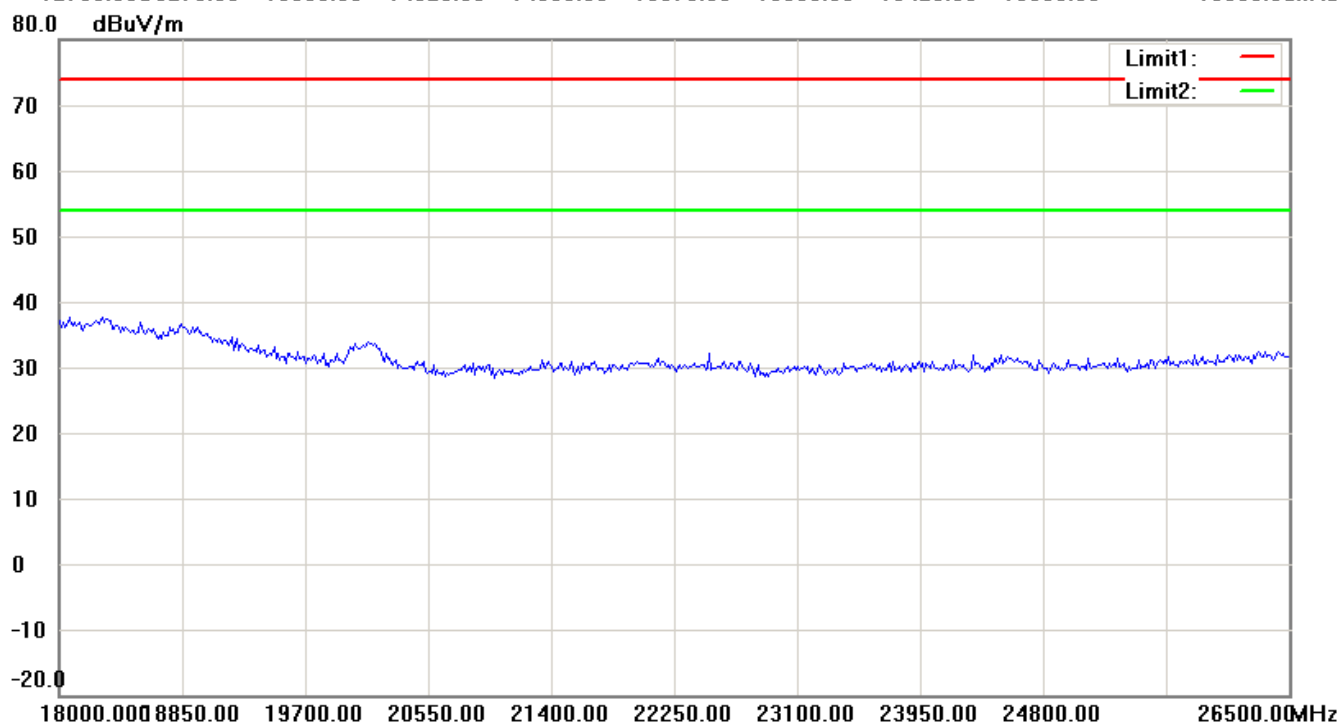
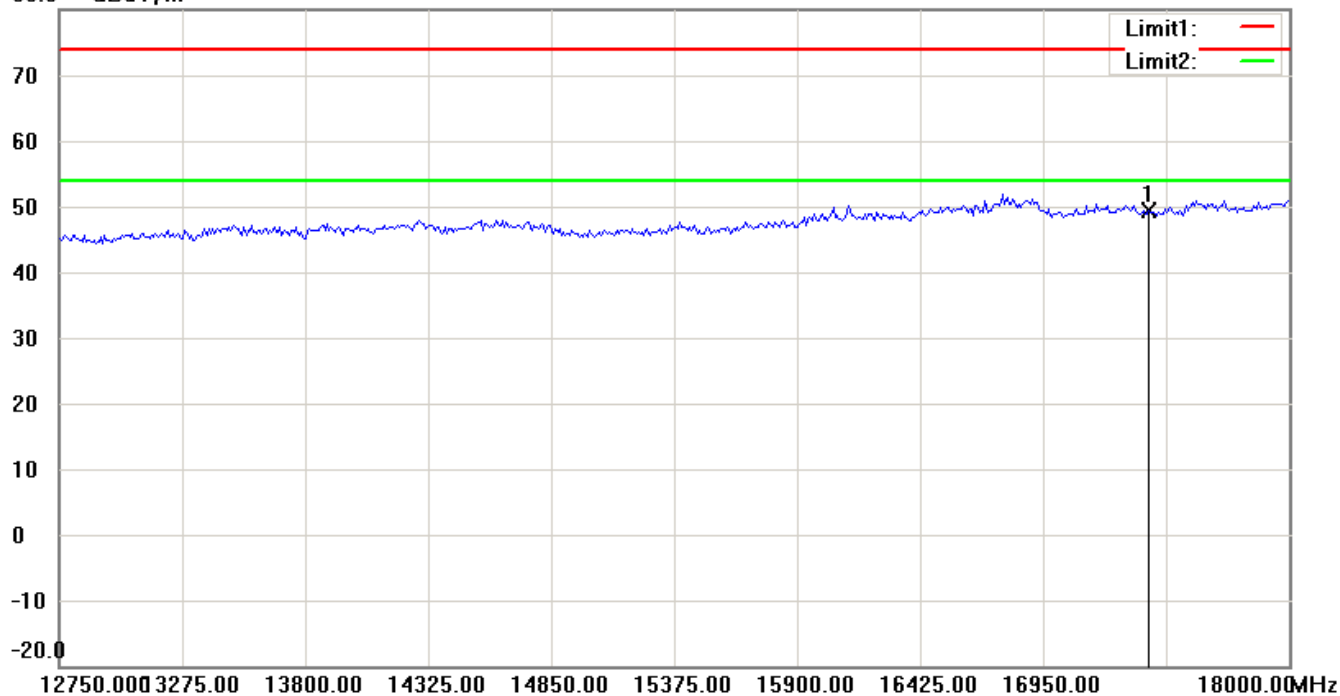


# ***Worldwide Testing Services(Taiwan) Co., Ltd.***

Registration number: W6M21103-11292-P-15


FCC ID: ZEPTR580099

80.0 dBuV/m



**Note: Up Line: PK Limit Line, Down Line: Ave Limit Line**

1. The attached measurement plots are preliminarily pre-scanned with peak detector for determining the final checking frequencies and are for reference only.
2. The some frequencies may exceed the limit line without the specified detectors, but that cannot present the results are failed to the specification of test standard.
3. For corrected test results are listed in the relevant table of radiated test data of this test report.

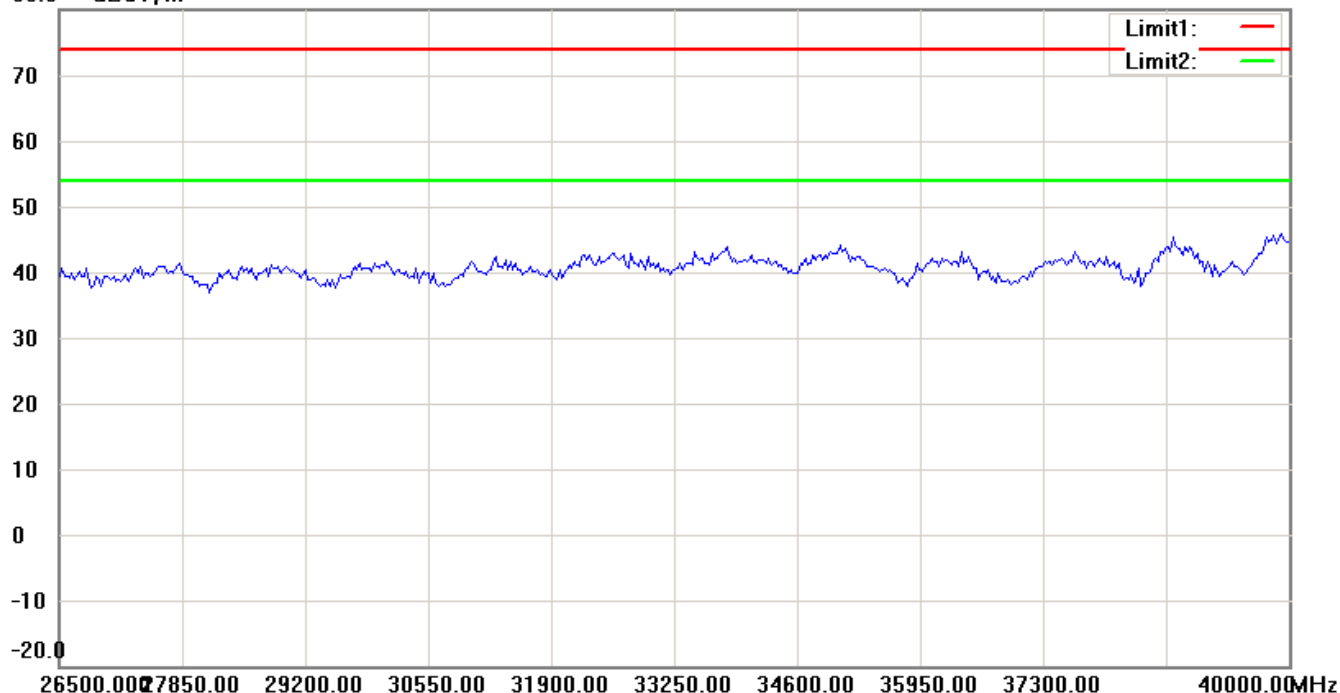


# Worldwide Testing Services(Taiwan) Co., Ltd.

Registration number: W6M21103-11292-P-15

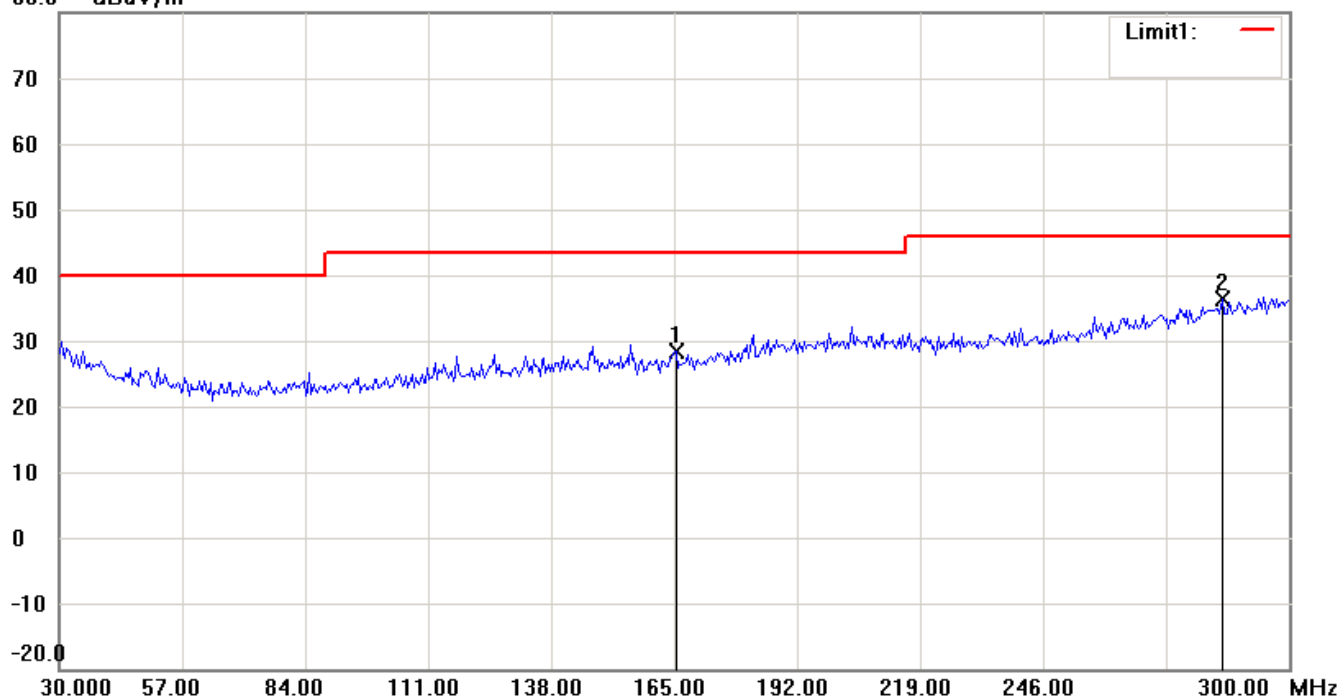
FCC ID: ZEPTR580099

80.0 dBuV/m




## Antenna Polarization V

80.0 dBuV/m



**Note: Up Line: PK Limit Line, Down Line: Ave Limit Line**

1. The attached measurement plots are preliminarily pre-scanned with peak detector for determining the final checking frequencies and are for reference only.
2. The some frequencies may exceed the limit line without the specified detectors, but that cannot present the results are failed to the specification of test standard.
3. For corrected test results are listed in the relevant table of radiated test data of this test report.

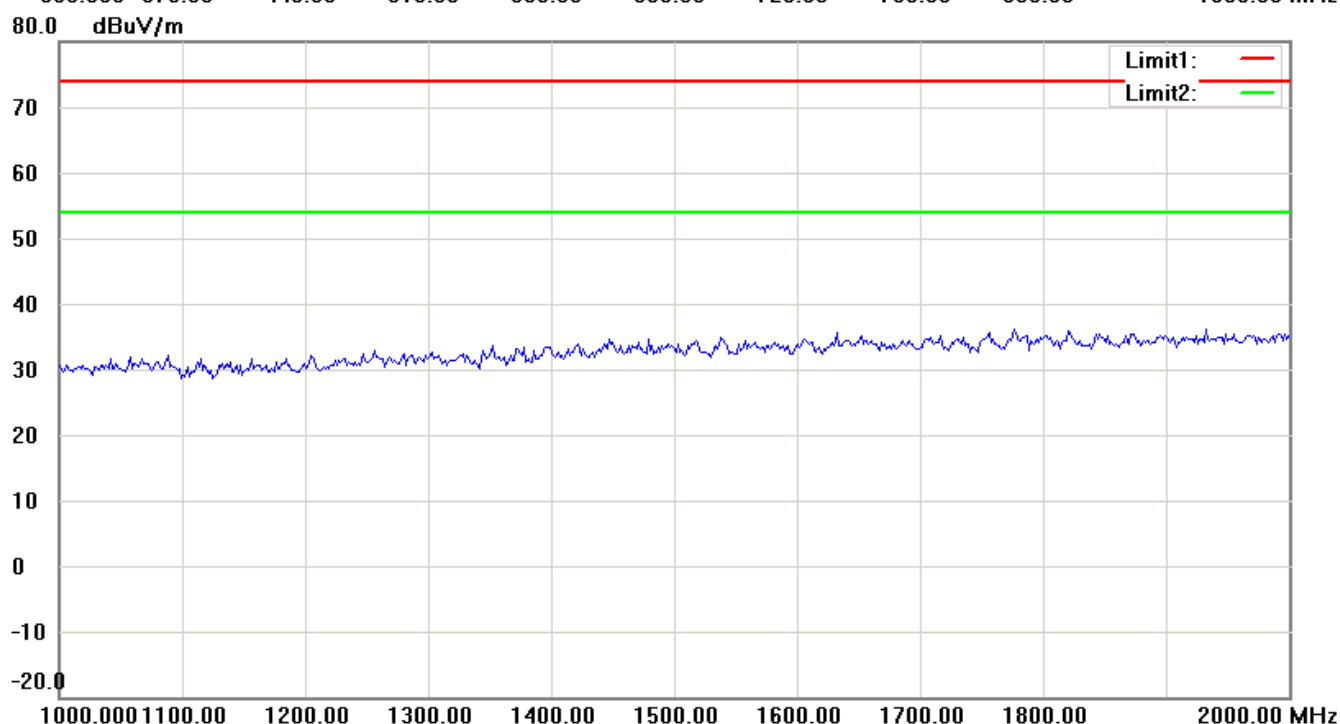
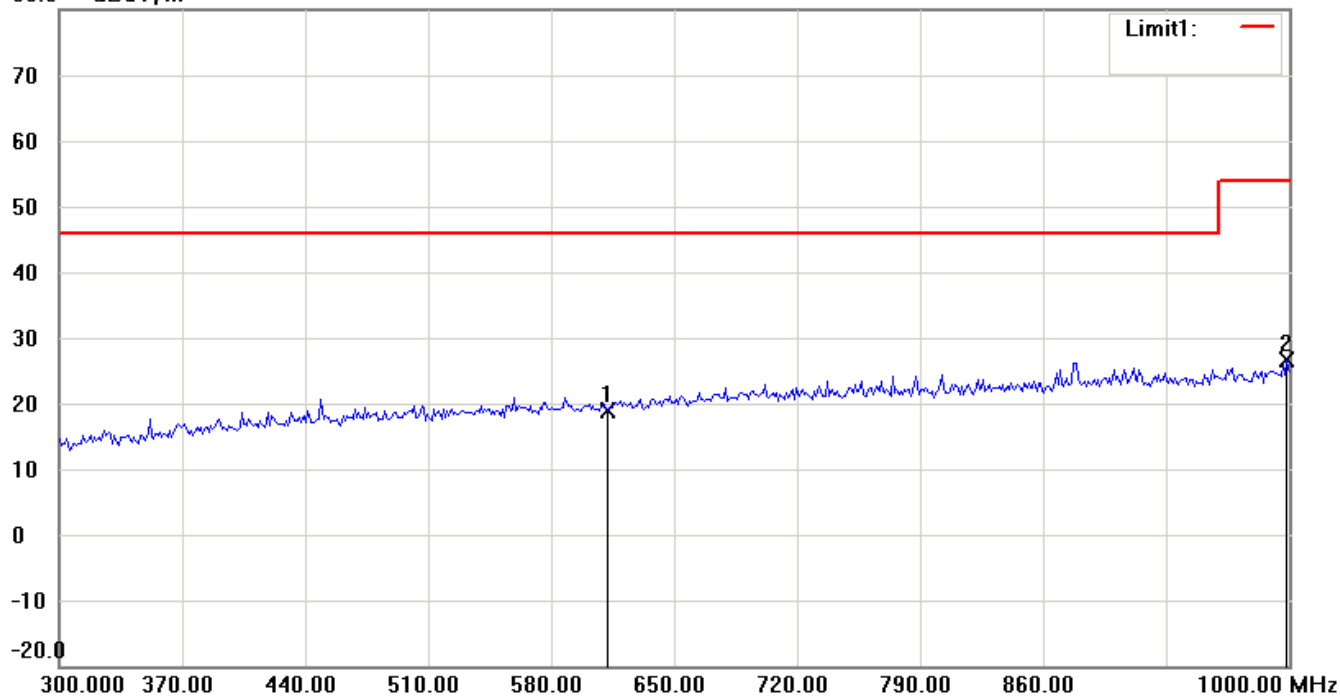


# Worldwide Testing Services(Taiwan) Co., Ltd.

Registration number: W6M21103-11292-P-15

FCC ID: ZEPTR580099

80.0 dBuV/m



**Note: Up Line: PK Limit Line, Down Line: Ave Limit Line**

1. The attached measurement plots are preliminarily pre-scanned with peak detector for determining the final checking frequencies and are for reference only.
2. The some frequencies may exceed the limit line without the specified detectors, but that cannot present the results are failed to the specification of test standard.
3. For corrected test results are listed in the relevant table of radiated test data of this test report.

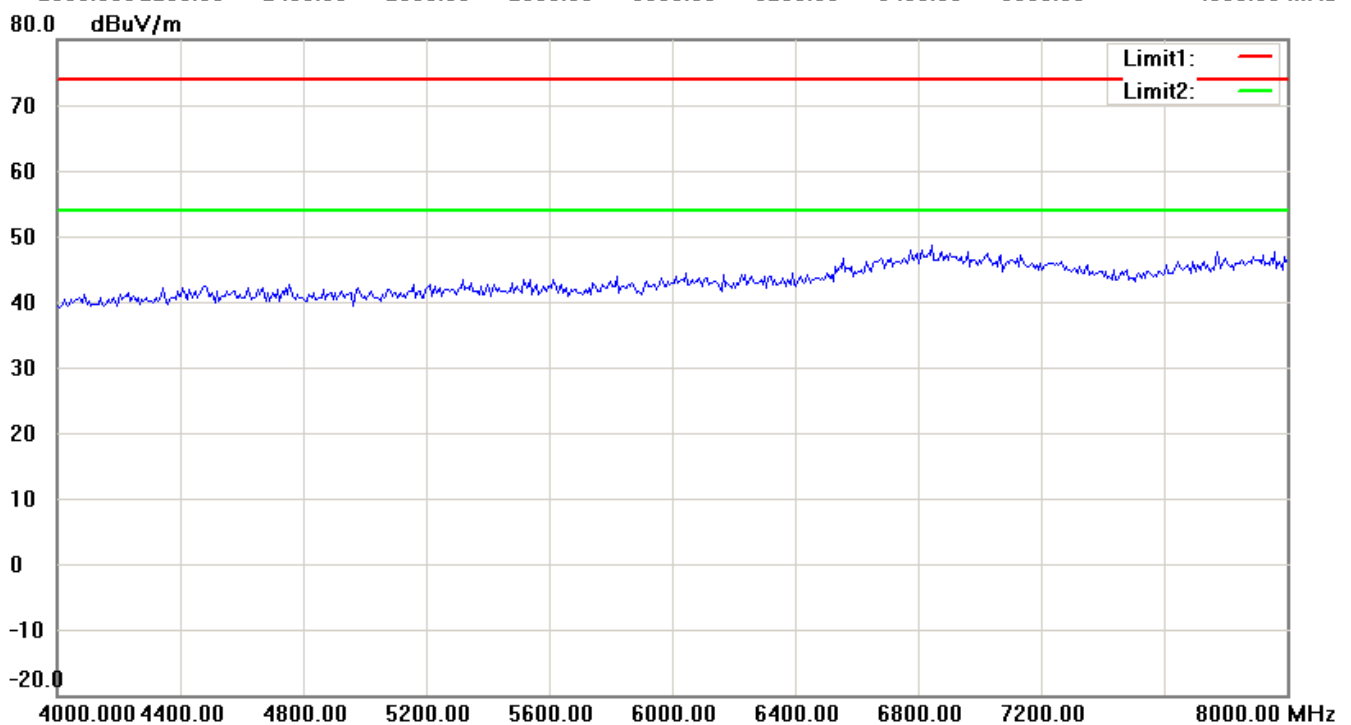
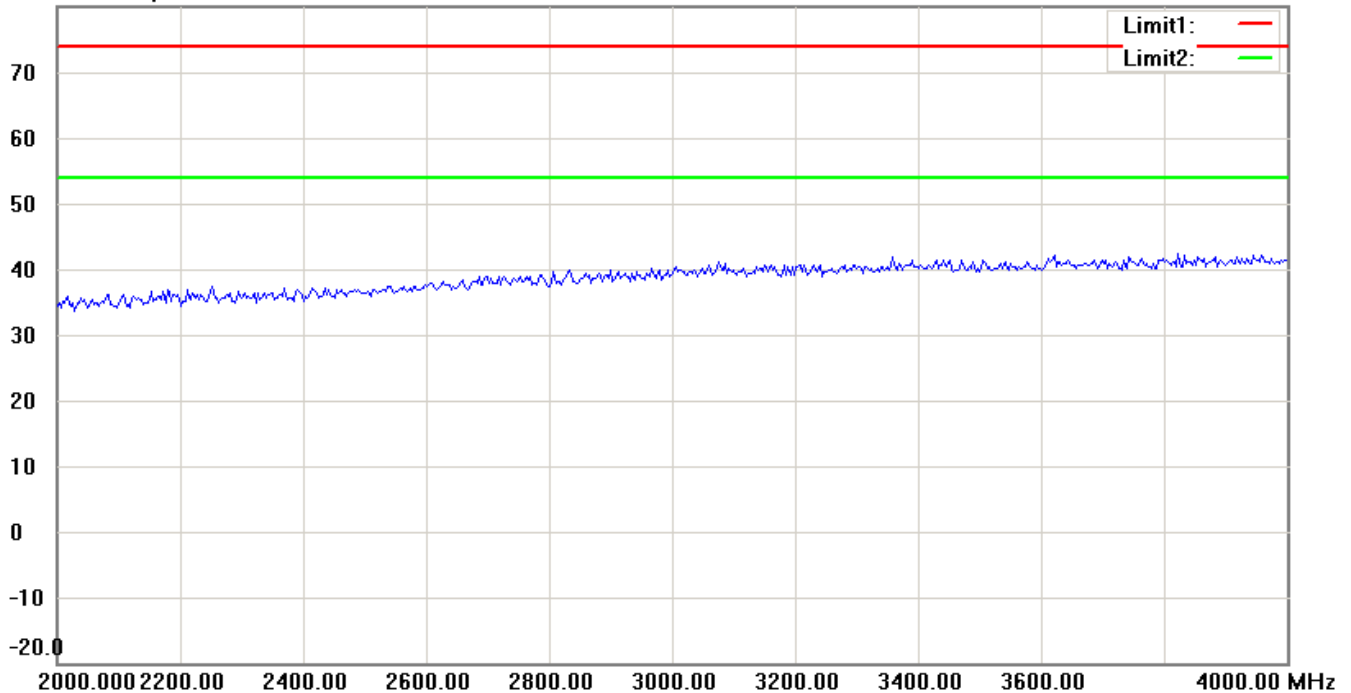


# ***Worldwide Testing Services(Taiwan) Co., Ltd.***

Registration number: W6M21103-11292-P-15


FCC ID: ZEPT580099

80.0 dBuV/m



**Note: Up Line: PK Limit Line, Down Line: Ave Limit Line**

1. The attached measurement plots are preliminarily pre-scanned with peak detector for determining the final checking frequencies and are for reference only.
2. The some frequencies may exceed the limit line without the specified detectors, but that cannot present the results are failed to the specification of test standard.
3. For corrected test results are listed in the relevant table of radiated test data of this test report.

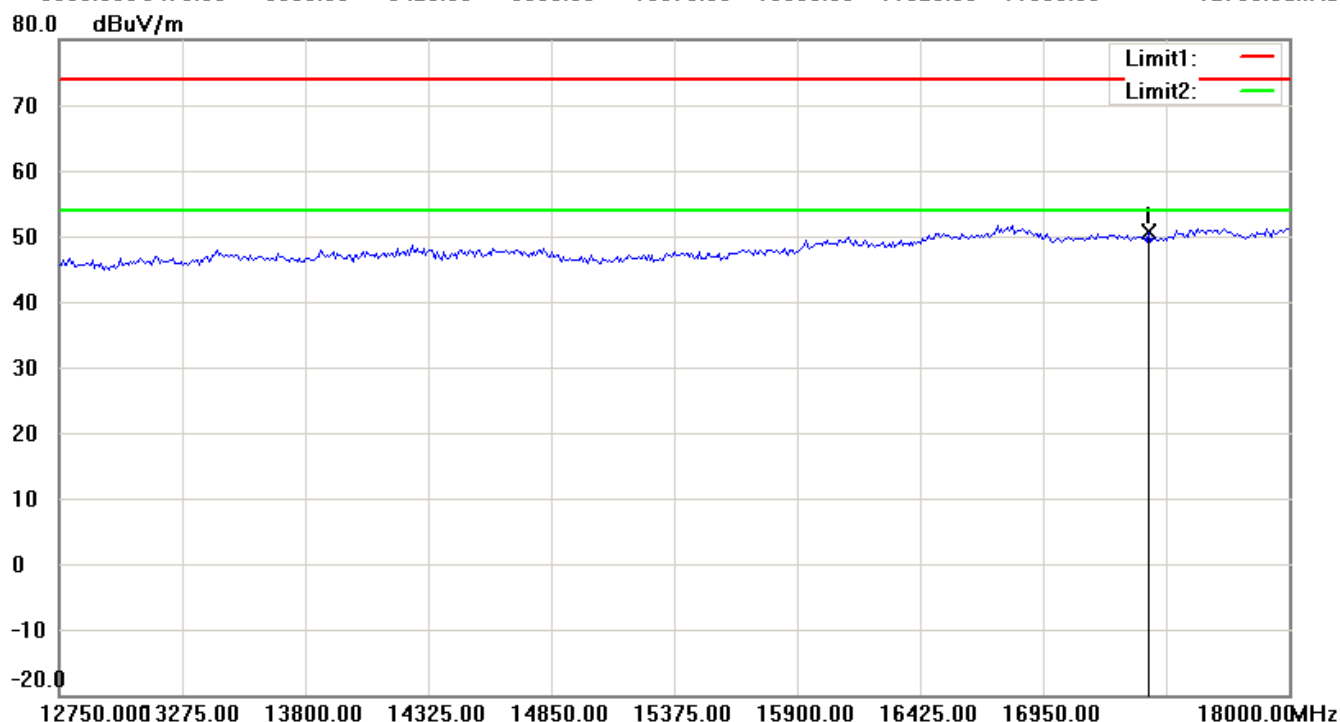
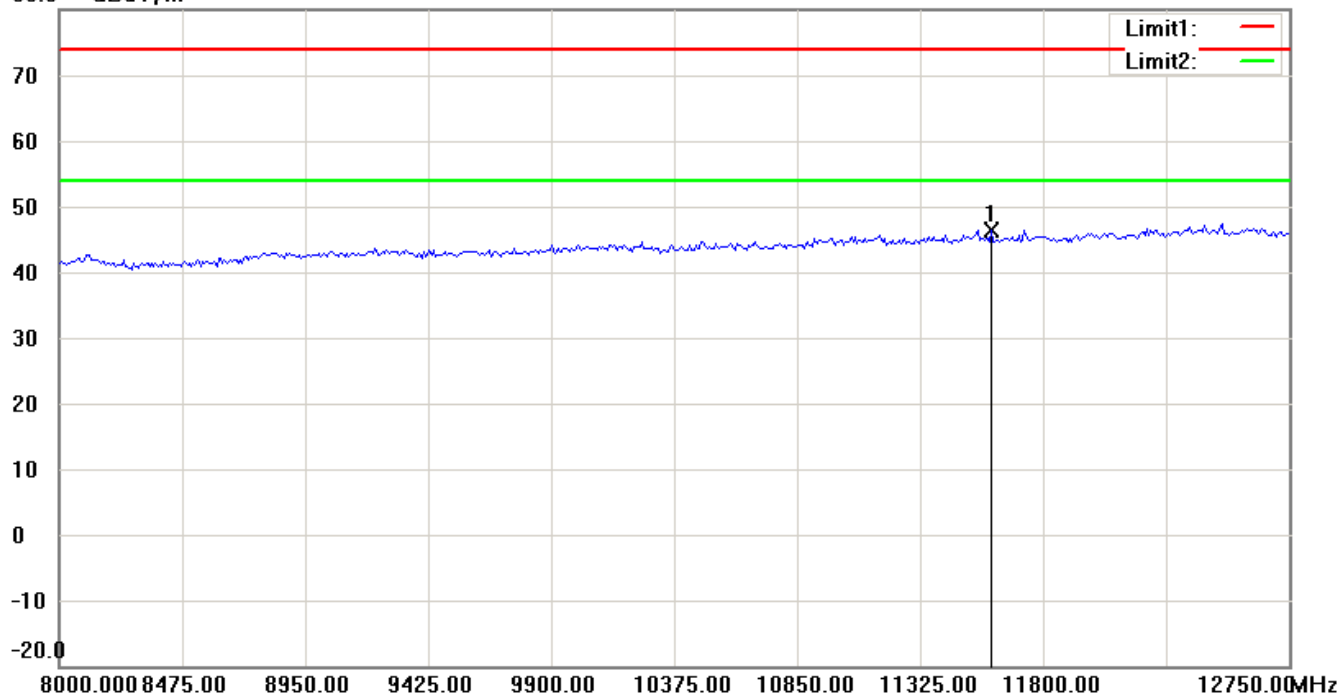


# Worldwide Testing Services(Taiwan) Co., Ltd.

Registration number: W6M21103-11292-P-15


FCC ID: ZEPTR580099

80.0 dBuV/m



**Note: Up Line: PK Limit Line, Down Line: Ave Limit Line**

1. The attached measurement plots are preliminarily pre-scanned with peak detector for determining the final checking frequencies and are for reference only.
2. The some frequencies may exceed the limit line without the specified detectors, but that cannot present the results are failed to the specification of test standard.
3. For corrected test results are listed in the relevant table of radiated test data of this test report.

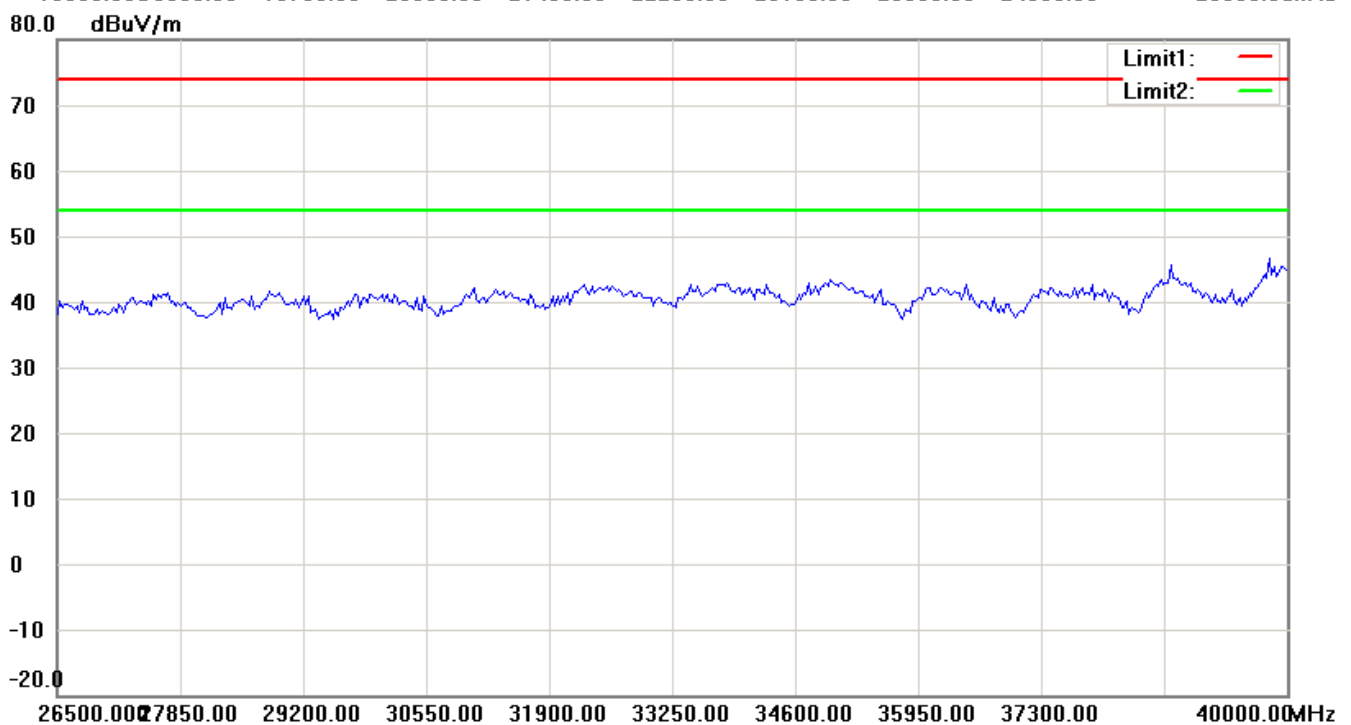
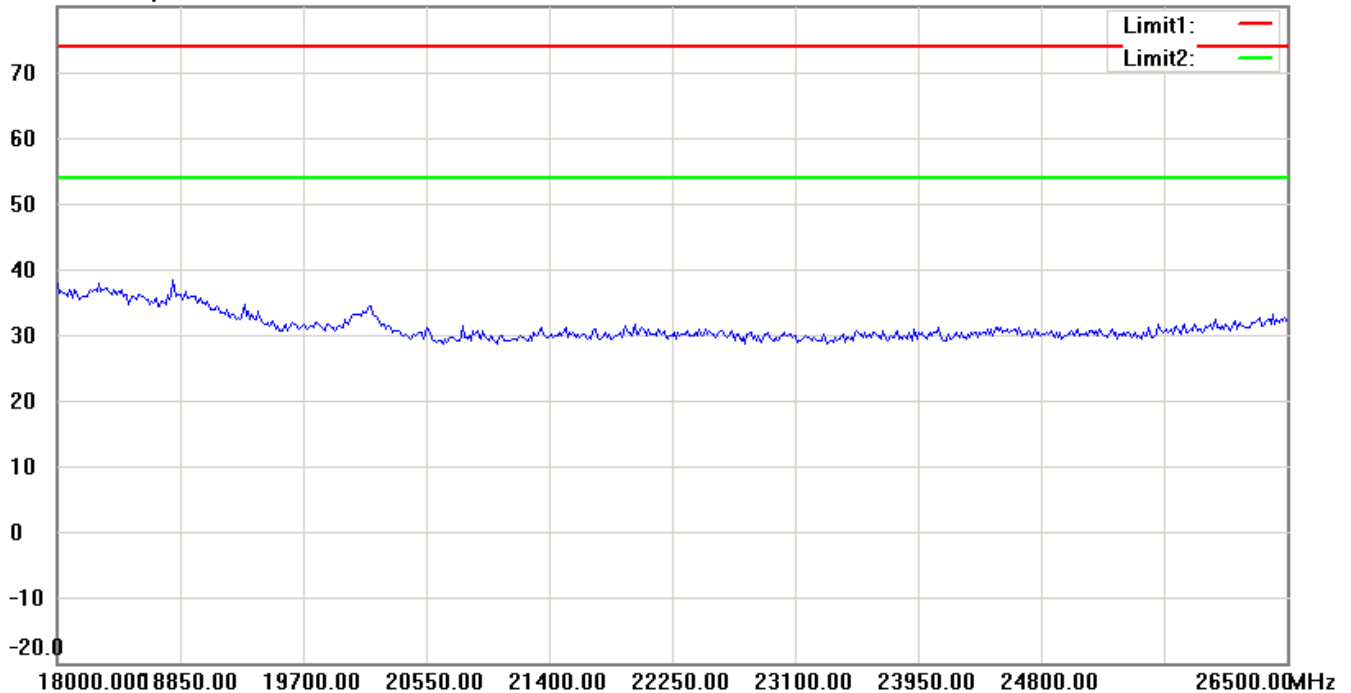


# Worldwide Testing Services(Taiwan) Co., Ltd.

Registration number: W6M21103-11292-P-15

FCC ID: ZEPTR580099

80.0 dBuV/m



**Note: Up Line: PK Limit Line, Down Line: Ave Limit Line**

1. The attached measurement plots are preliminarily pre-scanned with peak detector for determining the final checking frequencies and are for reference only.
2. The some frequencies may exceed the limit line without the specified detectors, but that cannot present the results are failed to the specification of test standard.
3. For corrected test results are listed in the relevant table of radiated test data of this test report.

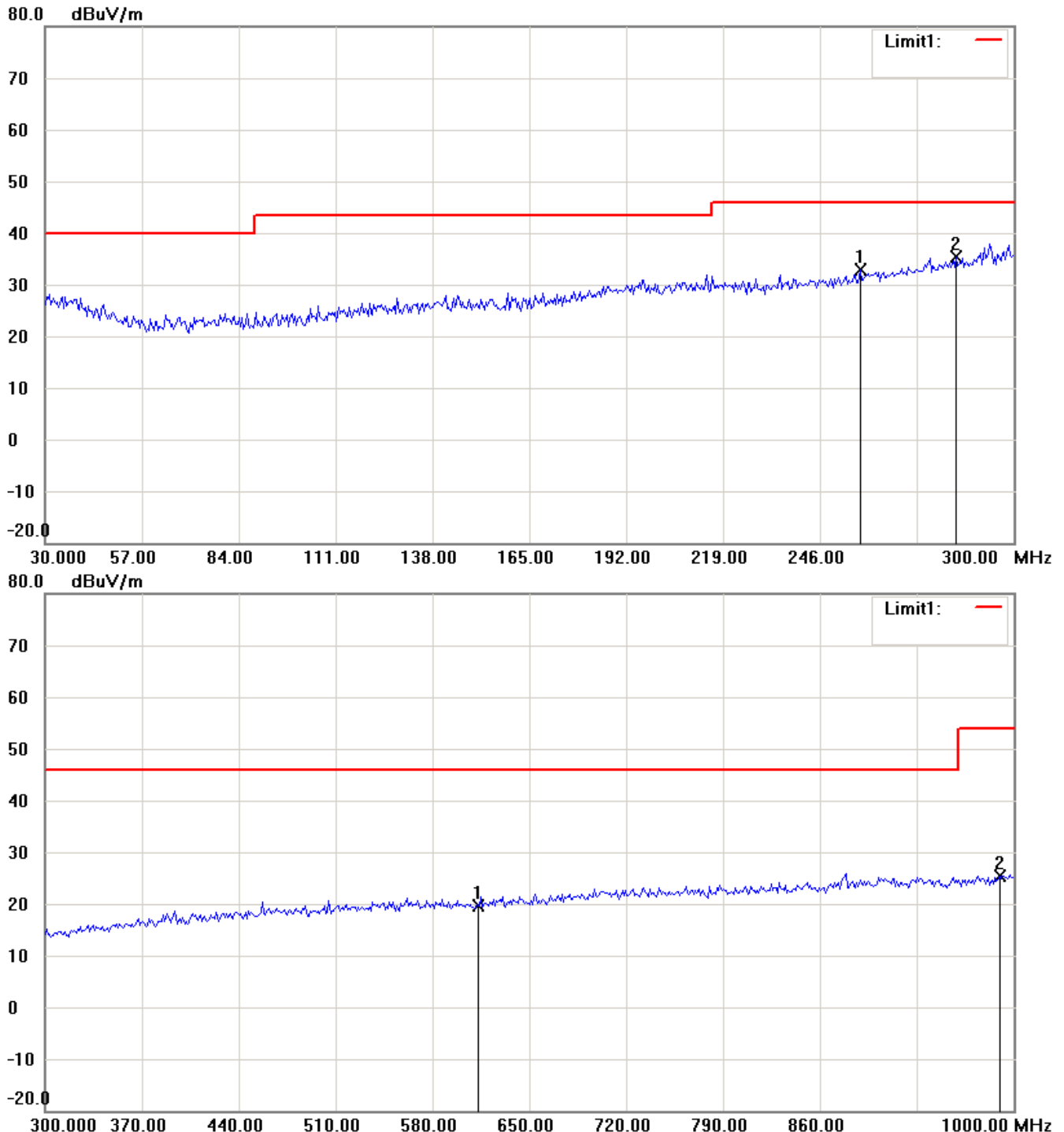


Registration number: W6M21103-11292-P-15

FCC ID: ZEPT580099

CH7

Antenna Polarization H



**Note: Up Line: PK Limit Line, Down Line: Ave Limit Line**

1. The attached measurement plots are preliminarily pre-scanned with peak detector for determining the final checking frequencies and are for reference only.
2. The some frequencies may exceed the limit line without the specified detectors, but that cannot present the results are failed to the specification of test standard.
3. For corrected test results are listed in the relevant table of radiated test data of this test report.

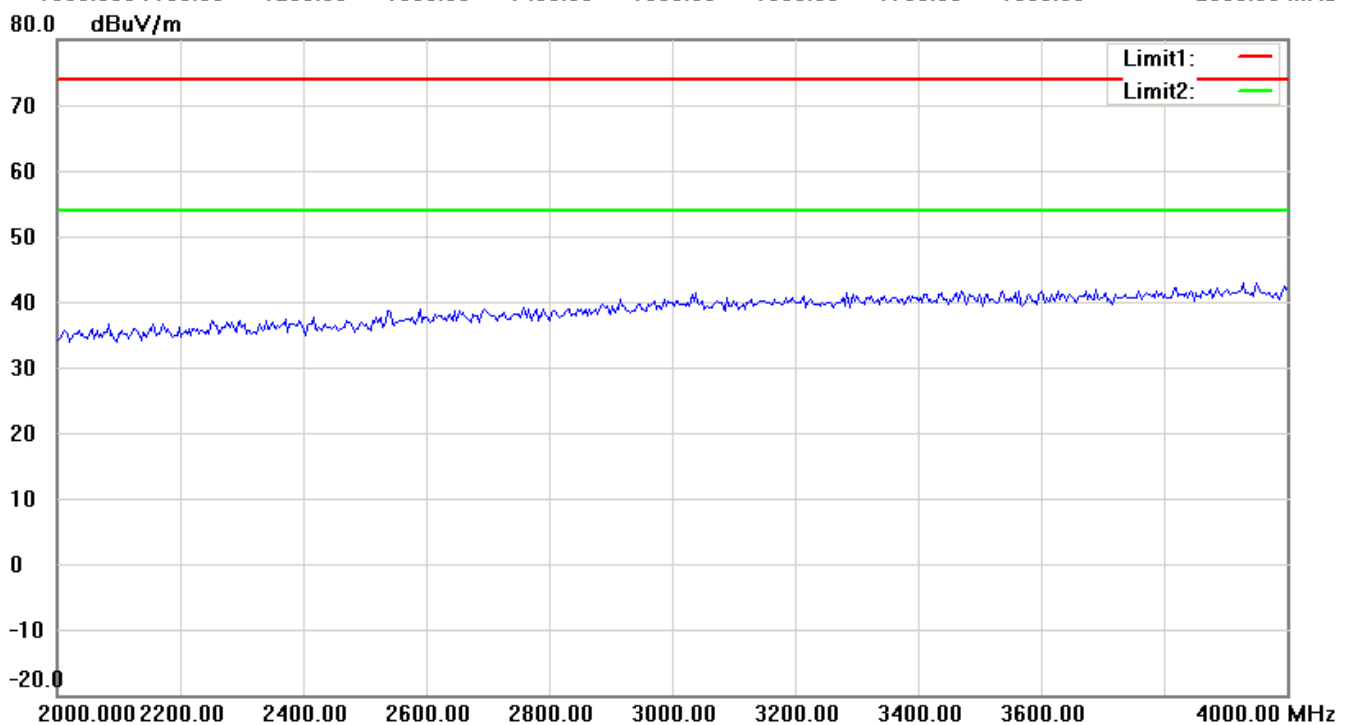
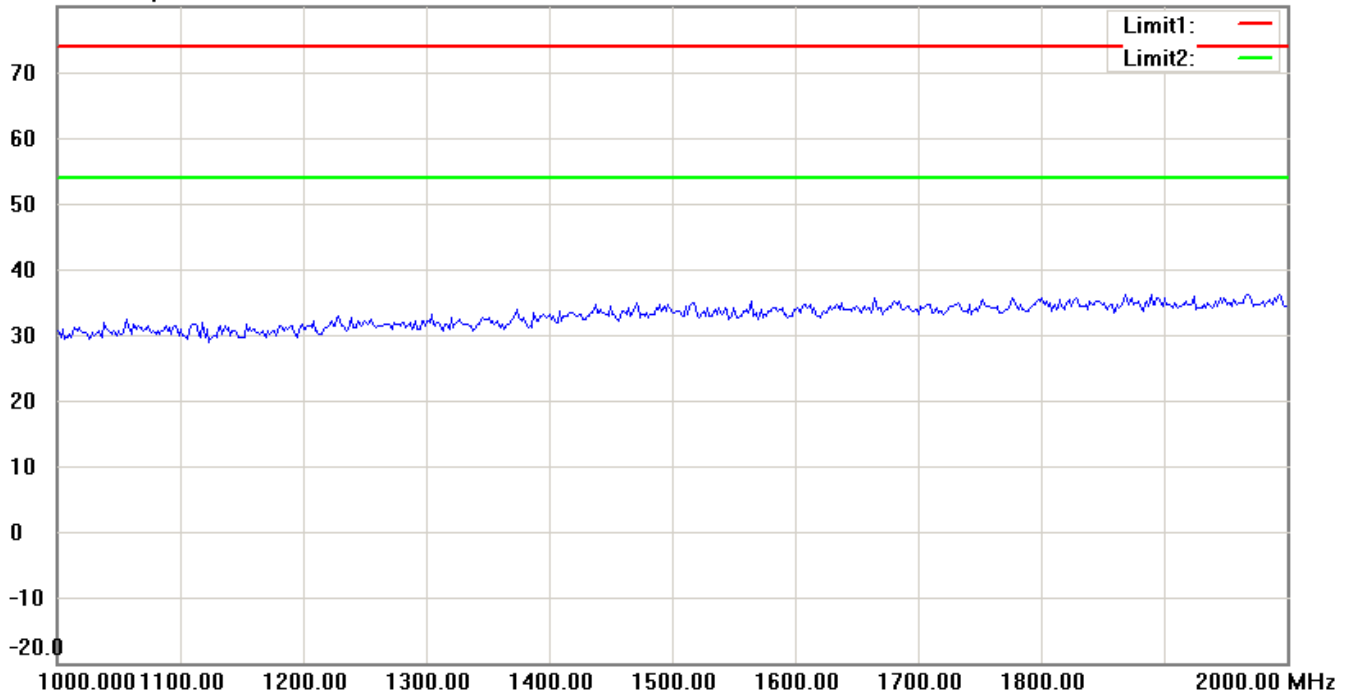


# Worldwide Testing Services(Taiwan) Co., Ltd.

Registration number: W6M21103-11292-P-15

FCC ID: ZEPTR580099

80.0 dBuV/m



**Note: Up Line: PK Limit Line, Down Line: Ave Limit Line**

1. The attached measurement plots are preliminarily pre-scanned with peak detector for determining the final checking frequencies and are for reference only.
2. The some frequencies may exceed the limit line without the specified detectors, but that cannot present the results are failed to the specification of test standard.
3. For corrected test results are listed in the relevant table of radiated test data of this test report.



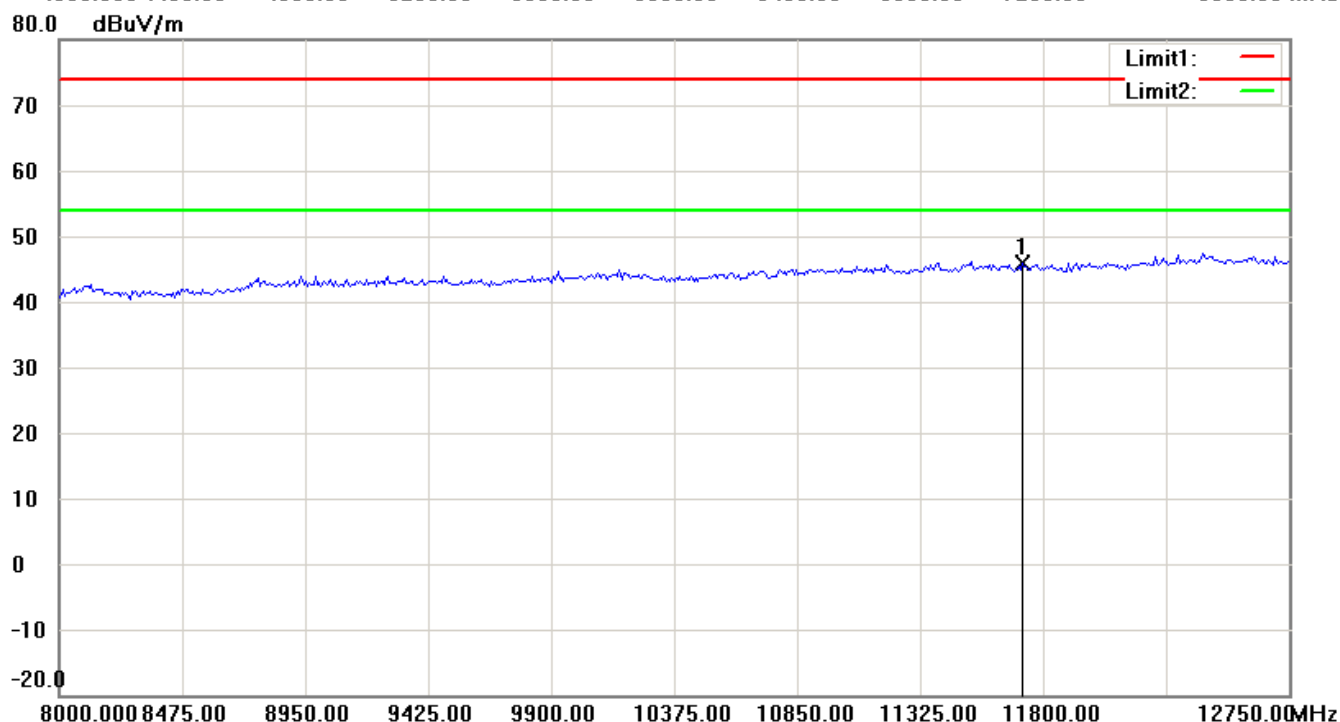
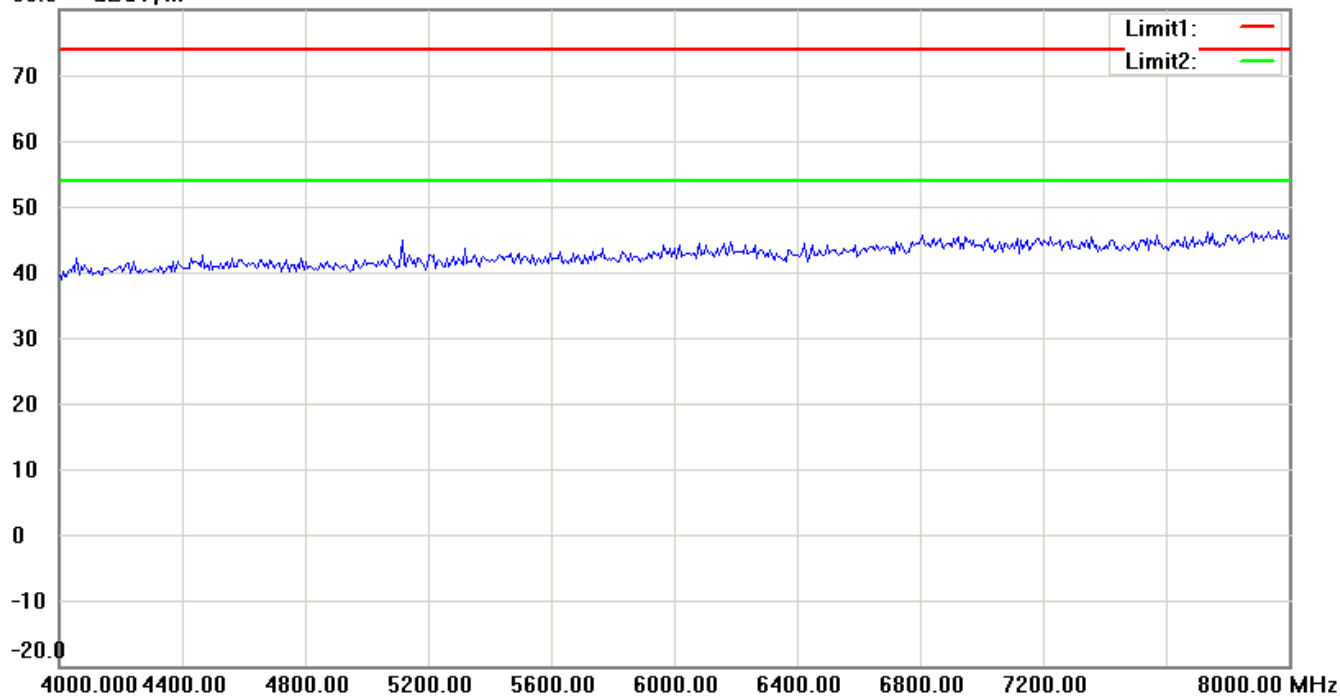


# Worldwide Testing Services(Taiwan) Co., Ltd.

Registration number: W6M21103-11292-P-15


FCC ID: ZEPTR580099

80.0 dBuV/m



**Note: Up Line: PK Limit Line, Down Line: Ave Limit Line**

1. The attached measurement plots are preliminarily pre-scanned with peak detector for determining the final checking frequencies and are for reference only.
2. The some frequencies may exceed the limit line without the specified detectors, but that cannot present the results are failed to the specification of test standard.
3. For corrected test results are listed in the relevant table of radiated test data of this test report.

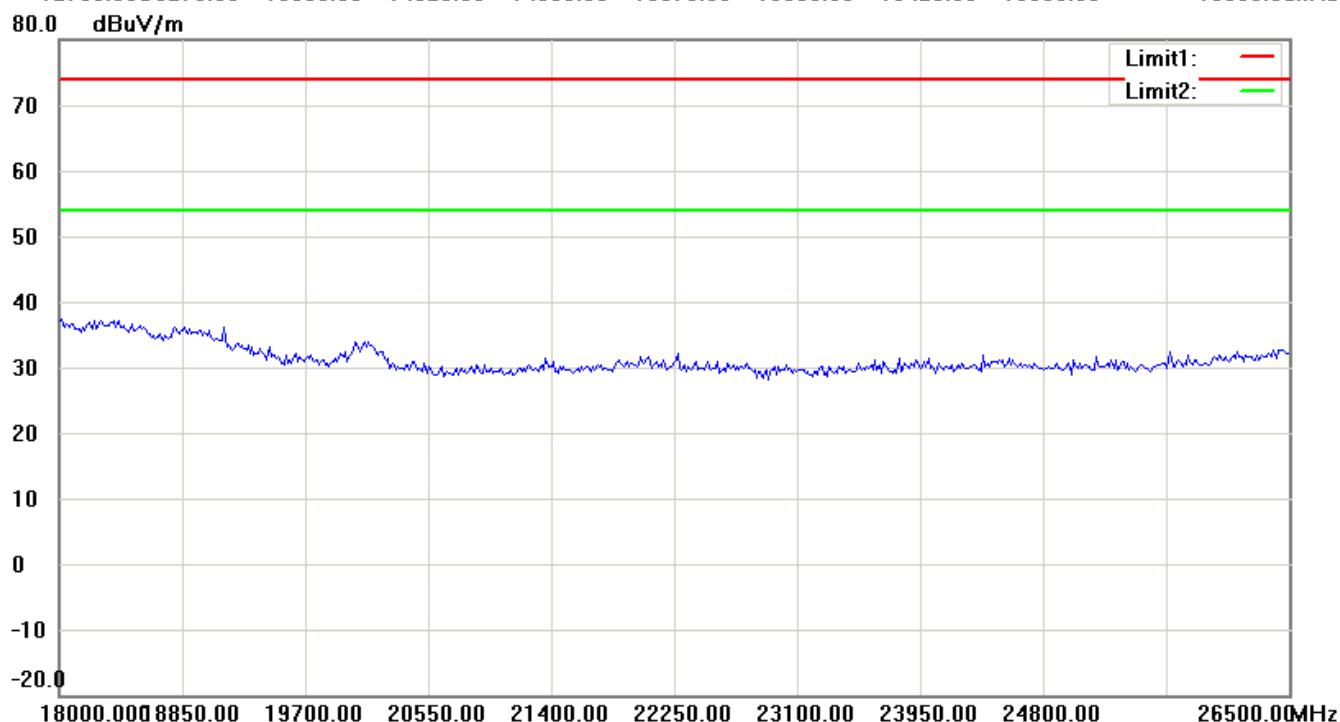
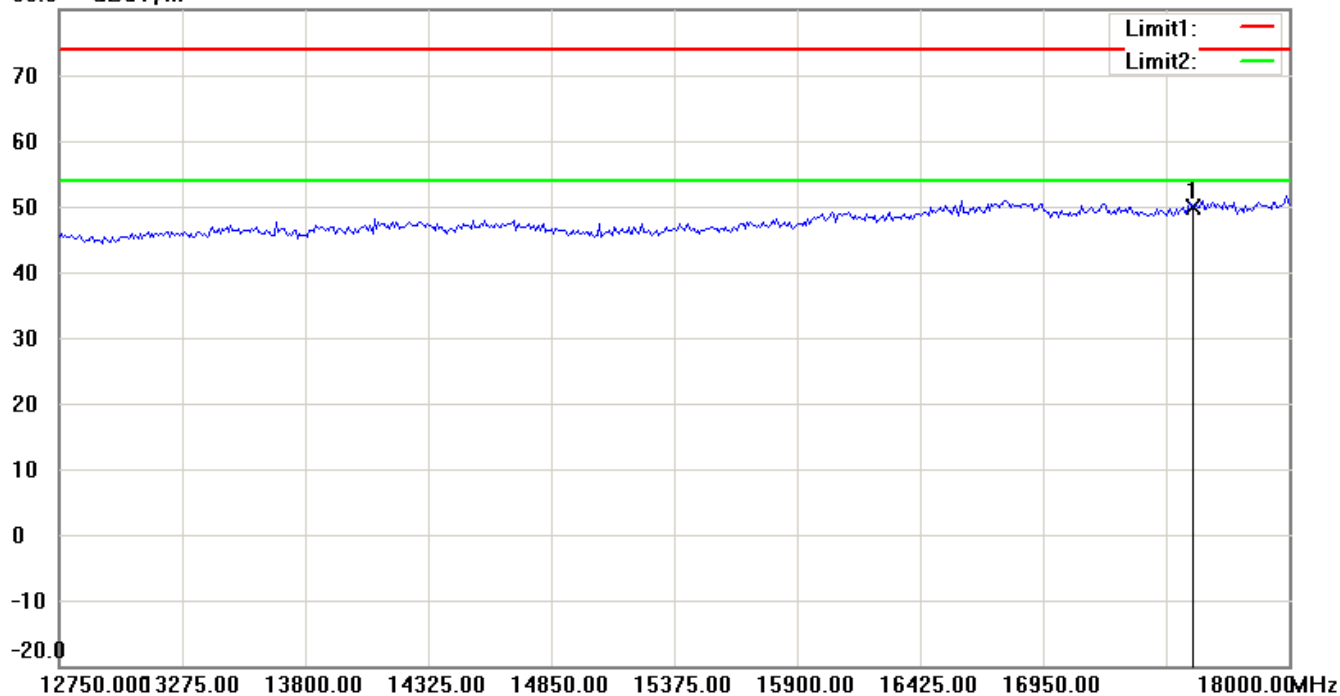


# Worldwide Testing Services(Taiwan) Co., Ltd.

Registration number: W6M21103-11292-P-15


FCC ID: ZEPTR580099

80.0 dBuV/m



**Note: Up Line: PK Limit Line, Down Line: Ave Limit Line**

1. The attached measurement plots are preliminarily pre-scanned with peak detector for determining the final checking frequencies and are for reference only.
2. The some frequencies may exceed the limit line without the specified detectors, but that cannot present the results are failed to the specification of test standard.
3. For corrected test results are listed in the relevant table of radiated test data of this test report.

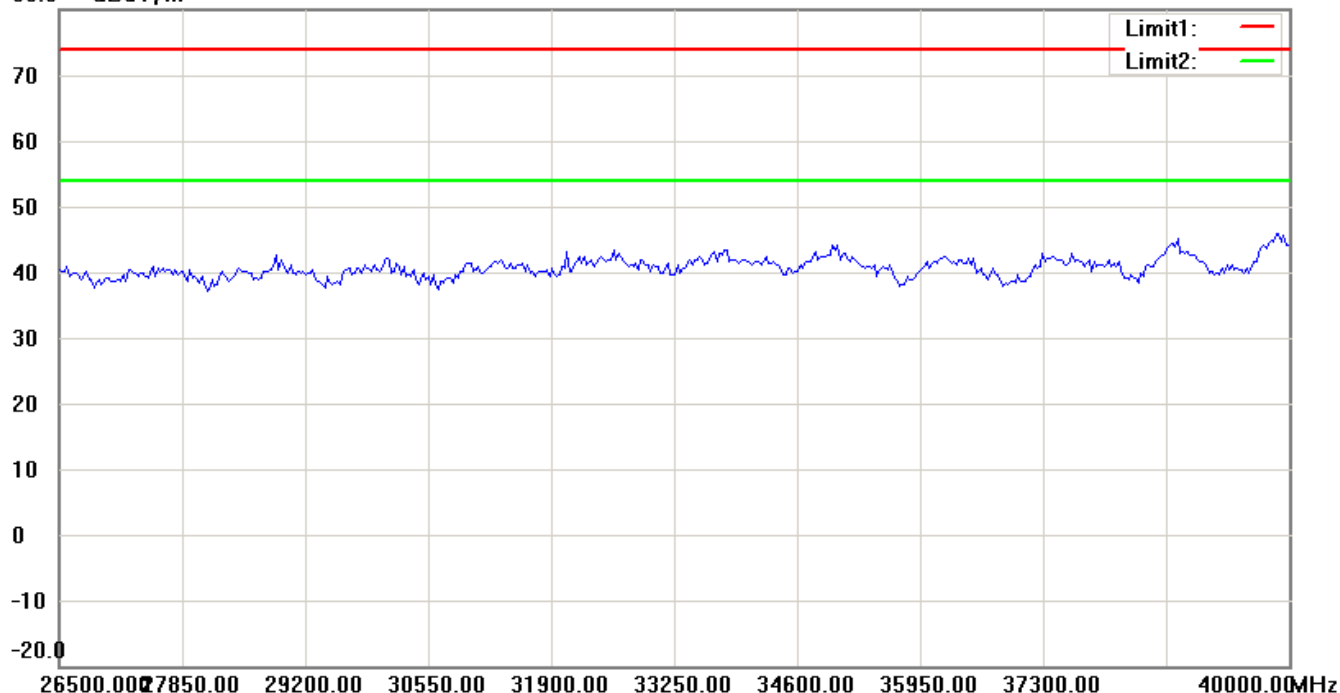


# Worldwide Testing Services(Taiwan) Co., Ltd.

Registration number: W6M21103-11292-P-15

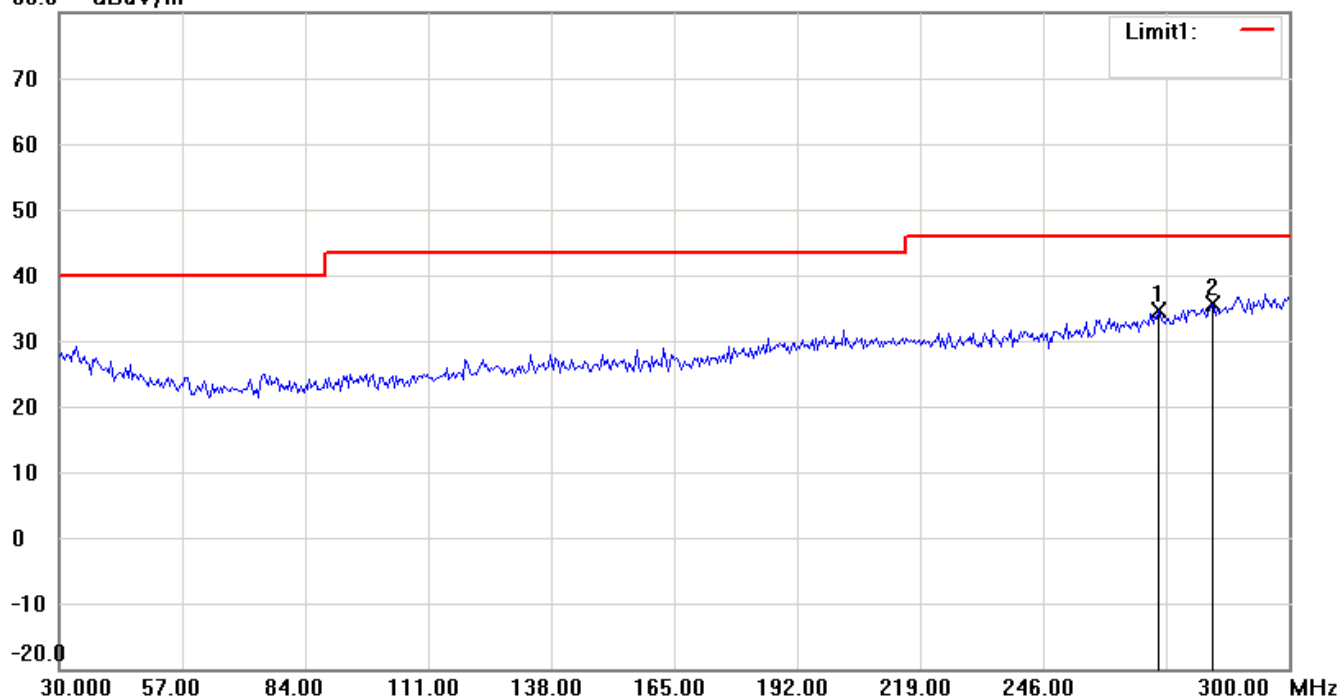
FCC ID: ZEPTR580099

80.0 dBuV/m




## Antenna Polarization V

80.0 dBuV/m



**Note: Up Line: PK Limit Line, Down Line: Ave Limit Line**

1. The attached measurement plots are preliminarily pre-scanned with peak detector for determining the final checking frequencies and are for reference only.
2. The some frequencies may exceed the limit line without the specified detectors, but that cannot present the results are failed to the specification of test standard.
3. For corrected test results are listed in the relevant table of radiated test data of this test report.

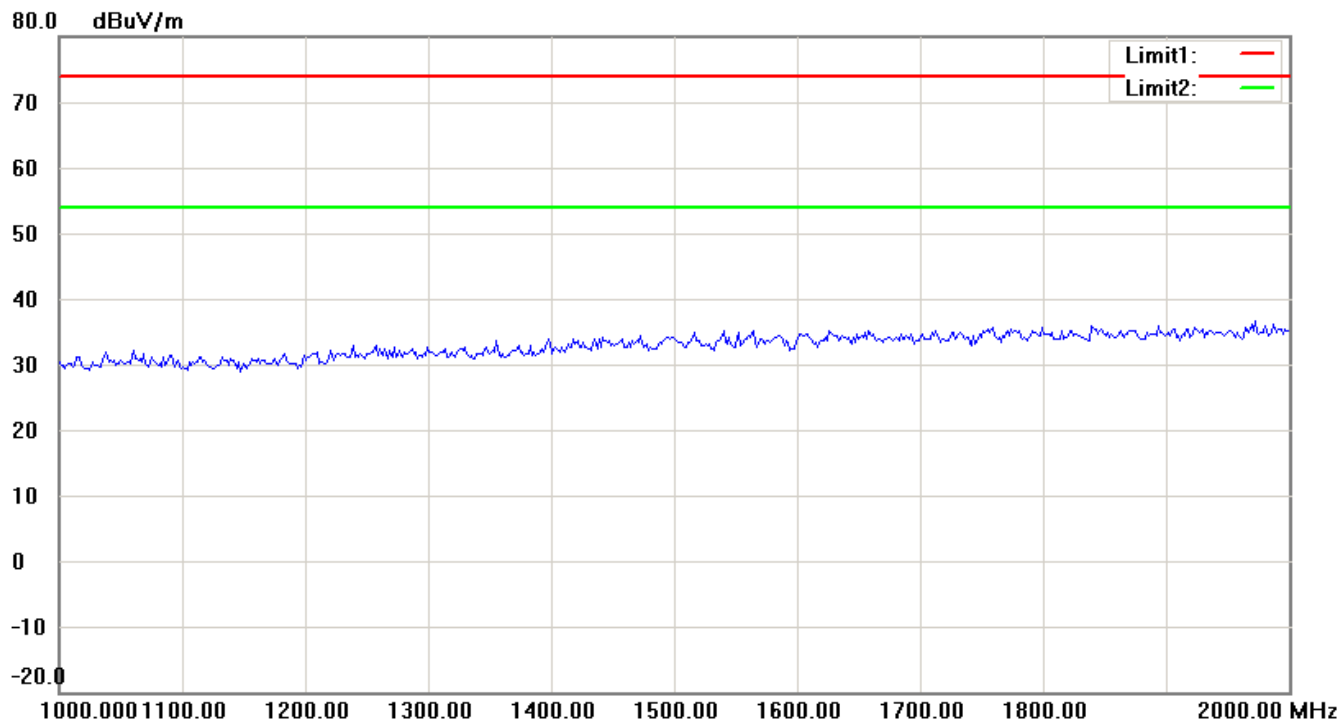
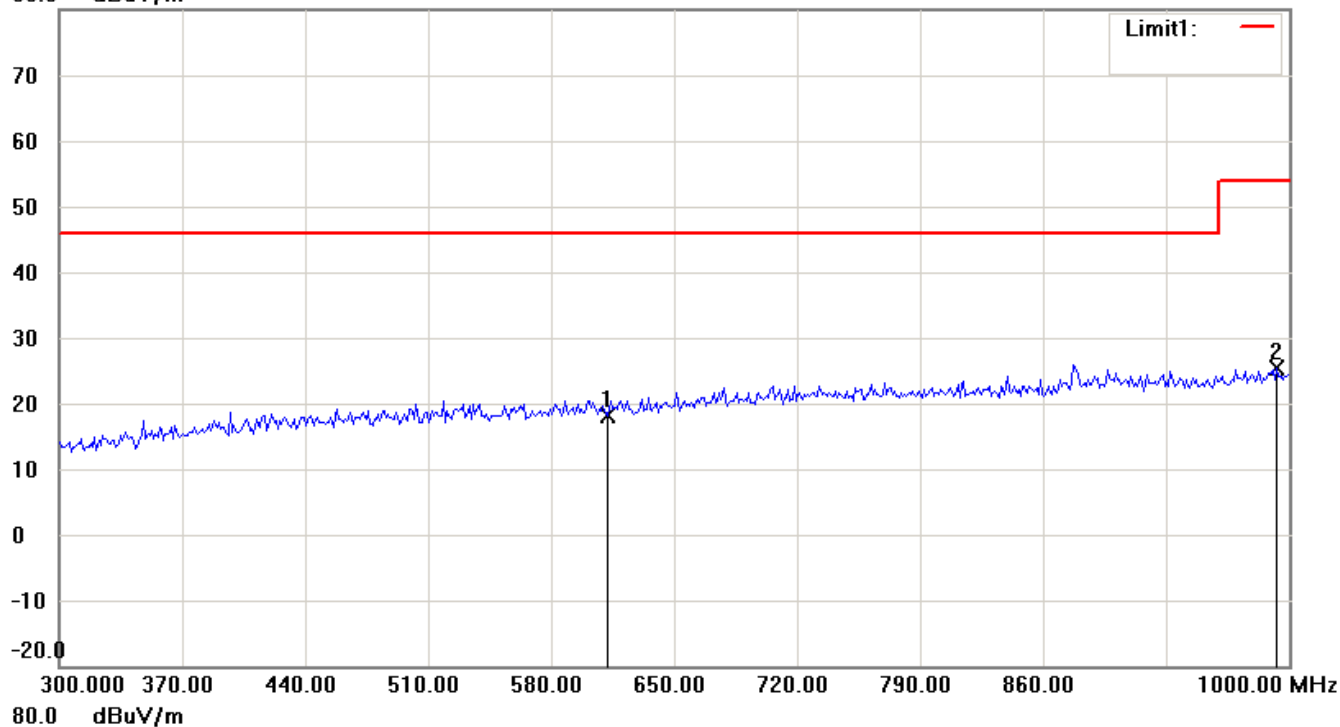


# Worldwide Testing Services(Taiwan) Co., Ltd.

Registration number: W6M21103-11292-P-15


FCC ID: ZEPTR580099

80.0 dBuV/m



**Note: Up Line: PK Limit Line, Down Line: Ave Limit Line**

1. The attached measurement plots are preliminarily pre-scanned with peak detector for determining the final checking frequencies and are for reference only.
2. The some frequencies may exceed the limit line without the specified detectors, but that cannot present the results are failed to the specification of test standard.
3. For corrected test results are listed in the relevant table of radiated test data of this test report.

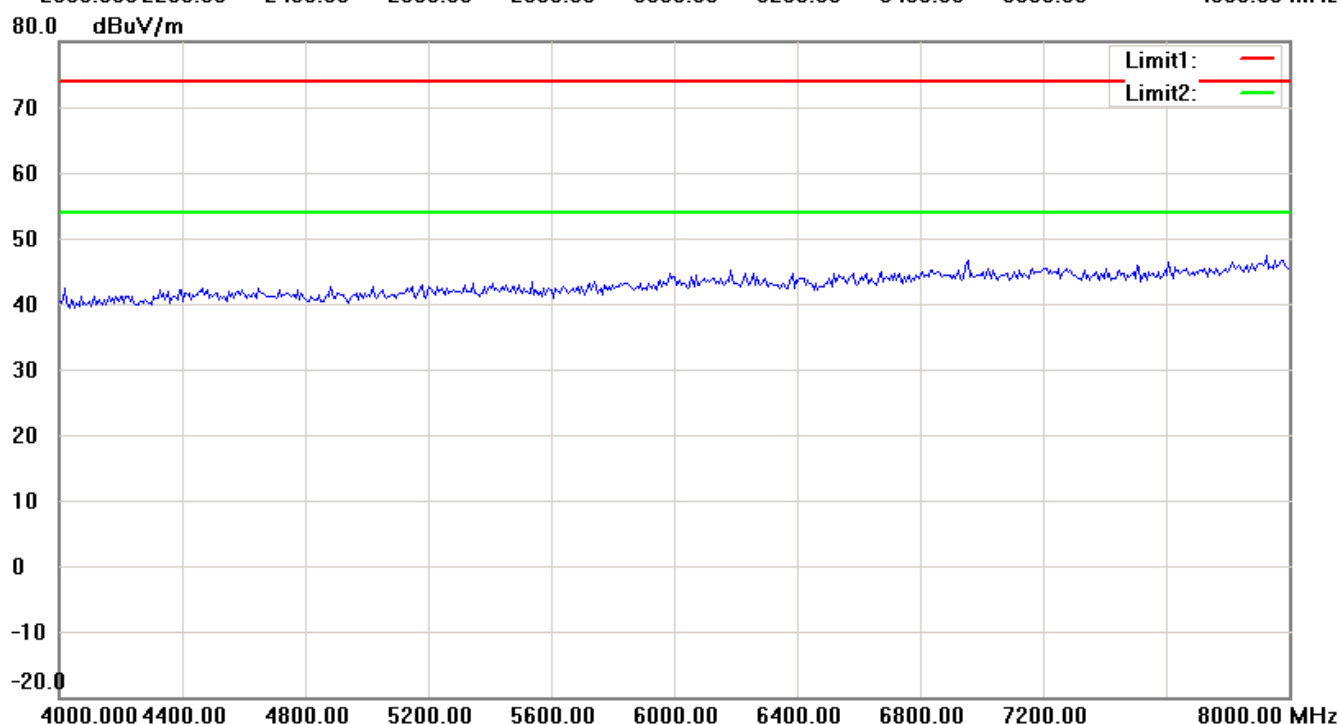
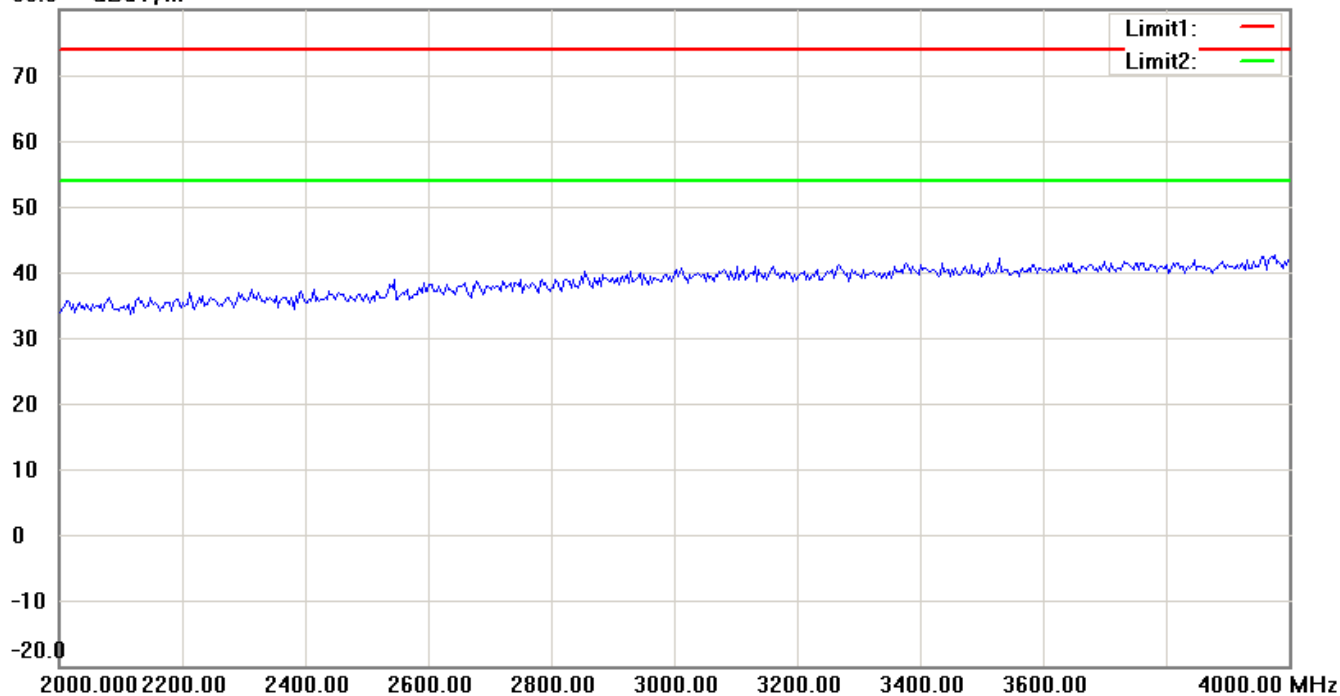


# ***Worldwide Testing Services(Taiwan) Co., Ltd.***

Registration number: W6M21103-11292-P-15


FCC ID: ZEPTR580099

80.0 dBuV/m



**Note: Up Line: PK Limit Line, Down Line: Ave Limit Line**

1. The attached measurement plots are preliminarily pre-scanned with peak detector for determining the final checking frequencies and are for reference only.
2. The some frequencies may exceed the limit line without the specified detectors, but that cannot present the results are failed to the specification of test standard.
3. For corrected test results are listed in the relevant table of radiated test data of this test report.

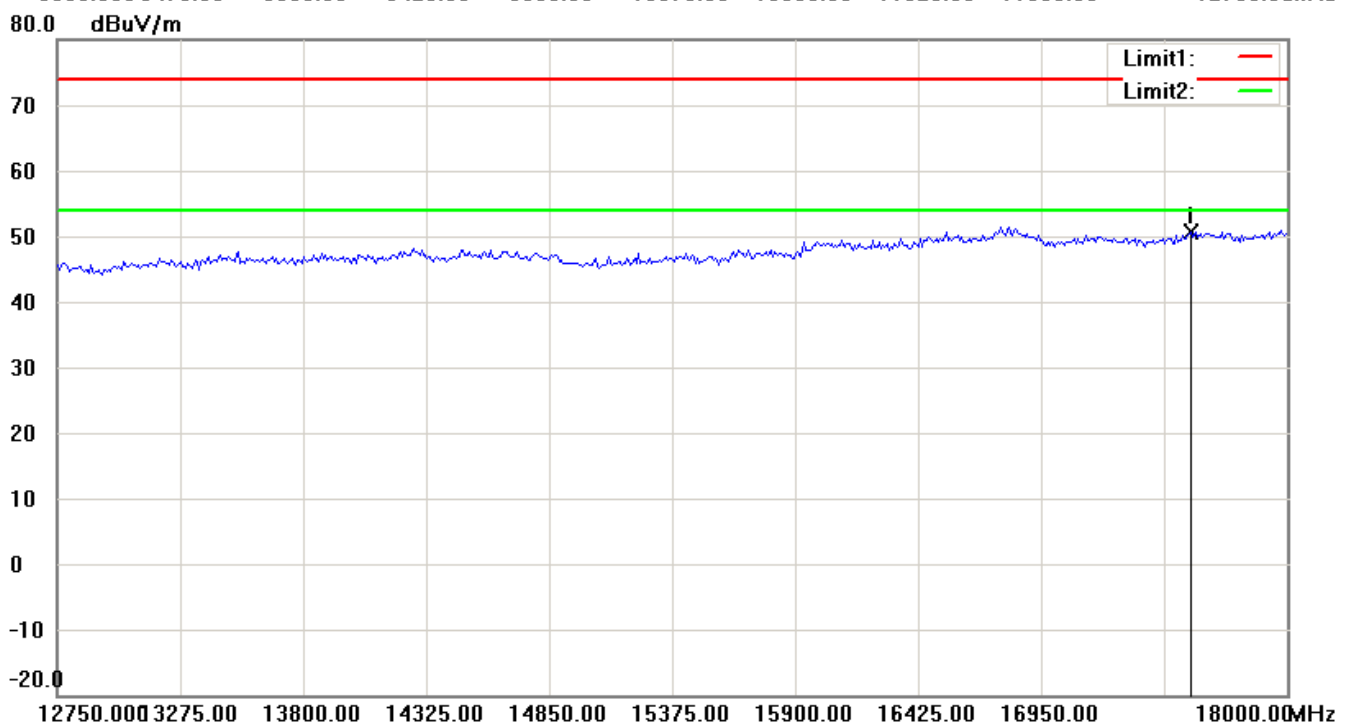
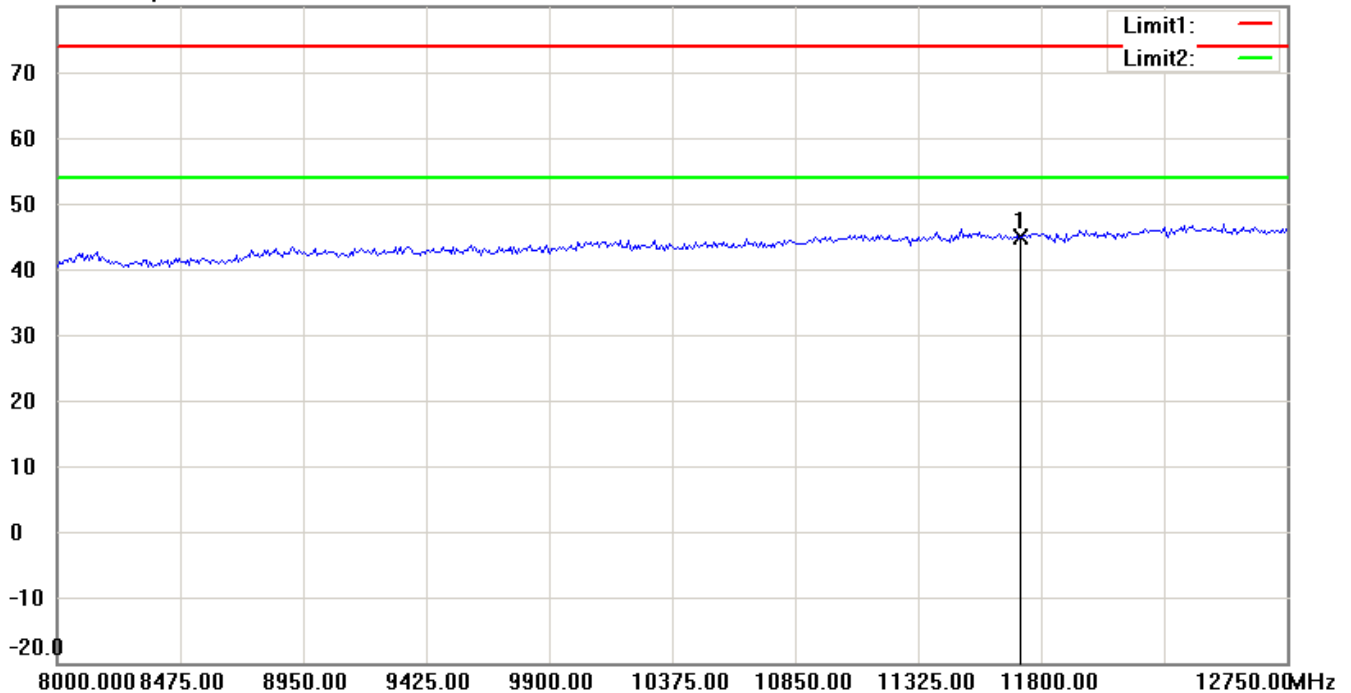


# Worldwide Testing Services(Taiwan) Co., Ltd.

Registration number: W6M21103-11292-P-15


FCC ID: ZEPTR580099

80.0 dBuV/m



**Note: Up Line: PK Limit Line, Down Line: Ave Limit Line**

1. The attached measurement plots are preliminarily pre-scanned with peak detector for determining the final checking frequencies and are for reference only.
2. The some frequencies may exceed the limit line without the specified detectors, but that cannot present the results are failed to the specification of test standard.
3. For corrected test results are listed in the relevant table of radiated test data of this test report.

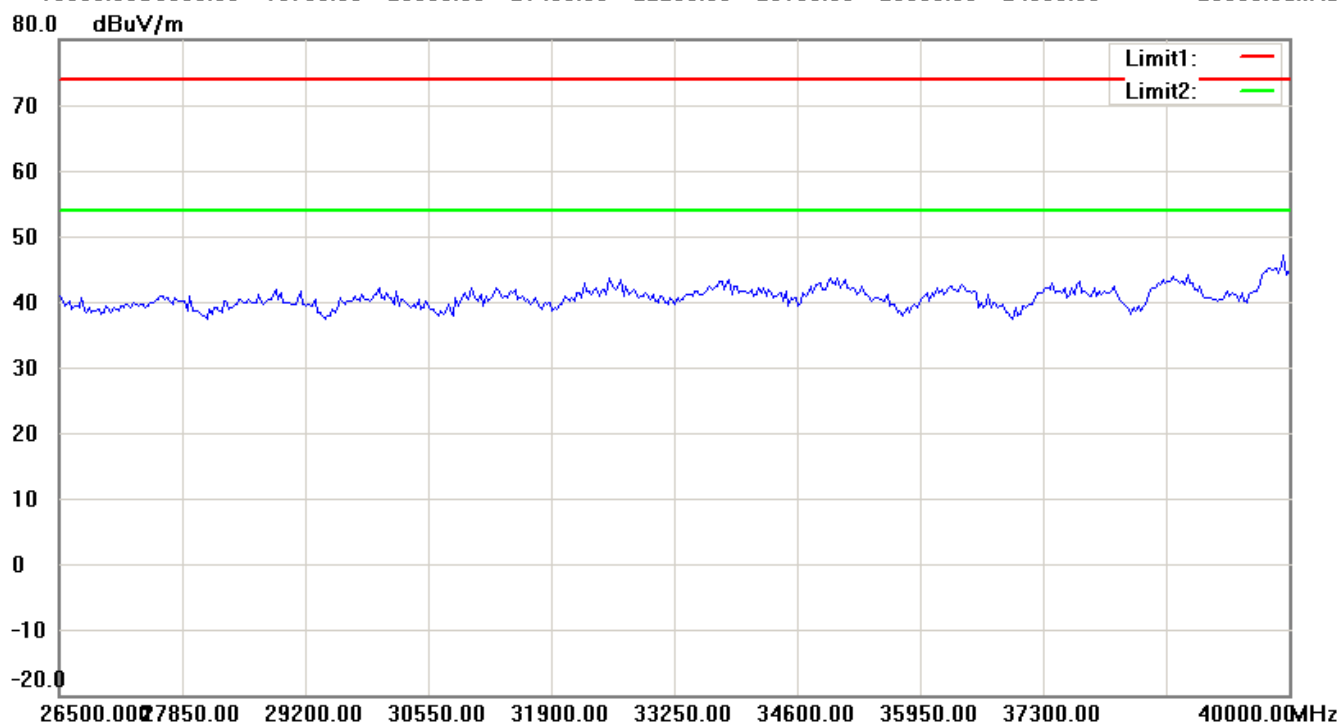
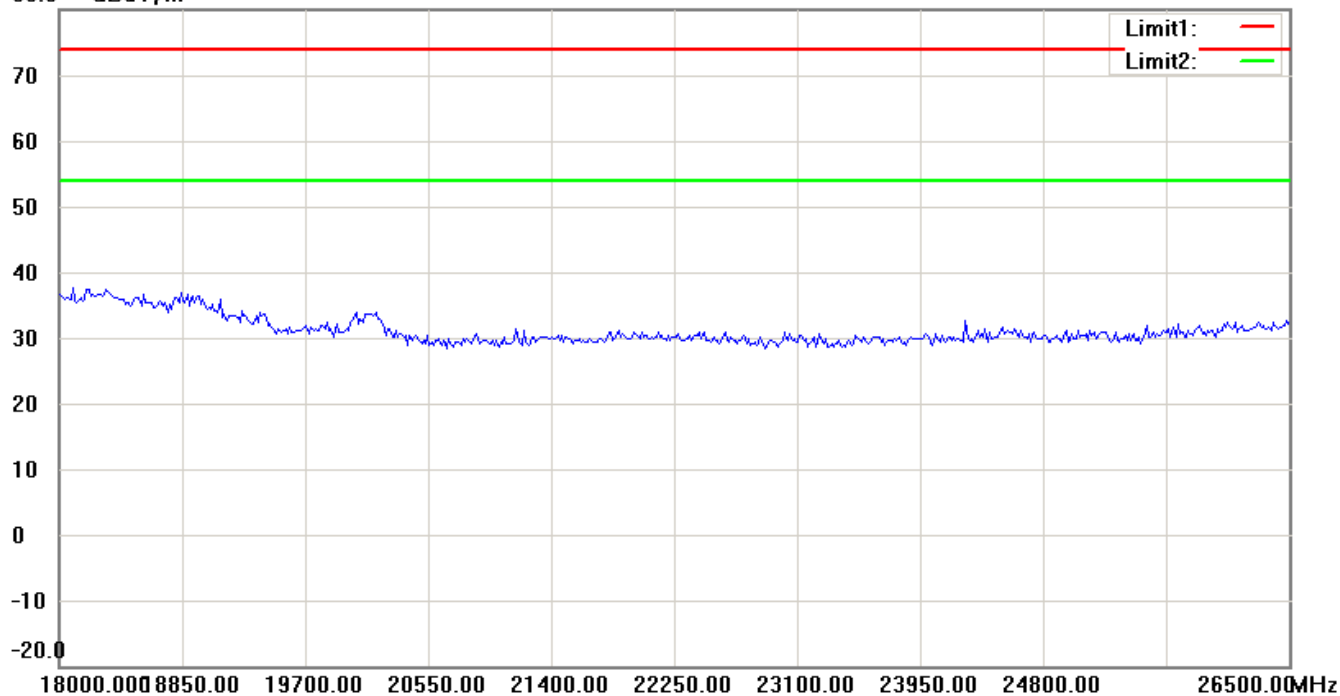


# Worldwide Testing Services(Taiwan) Co., Ltd.

Registration number: W6M21103-11292-P-15

FCC ID: ZEPTR580099

80.0 dBuV/m



**Note: Up Line: PK Limit Line, Down Line: Ave Limit Line**

1. The attached measurement plots are preliminarily pre-scanned with peak detector for determining the final checking frequencies and are for reference only.
2. The some frequencies may exceed the limit line without the specified detectors, but that cannot present the results are failed to the specification of test standard.
3. For corrected test results are listed in the relevant table of radiated test data of this test report.