

# USER MANUAL

Product Name:BluetoothKeyboard

Model: BRK3500BC,ITIP-4000,  
BRK3700BC,BRK3400BC,BRK3900BC

# iPad™ Bluetooth Keyboard Folio BRK3800BC

with Bluetooth® Wireless Technology  
for Apple iPad™, iPhone™ 4G and iPod Touch™

Package includes:

- 1) iPad™ Keyboard Folio
- 2) USB Charging Cable
- 3) User Manual



\*iPad not included

## Features:

- 1) Universal Wireless Bluetooth® 2.0 Connectivity
- 2) Multiple Functional Hotkeys
- 3) Spill-proof Silicone Keyboard for Optimal Screen Protection
- 4) Magnetic Clasp for Secure Handling
- 5) Attractive padded cover to protect your iPad
- 6) LED Power and Charge Indicators
- 7) Built-in Rechargeable Battery with over 40+ hours per charge
- 8) All iPad Connecting Ports are Accessible

## Technical Specification:

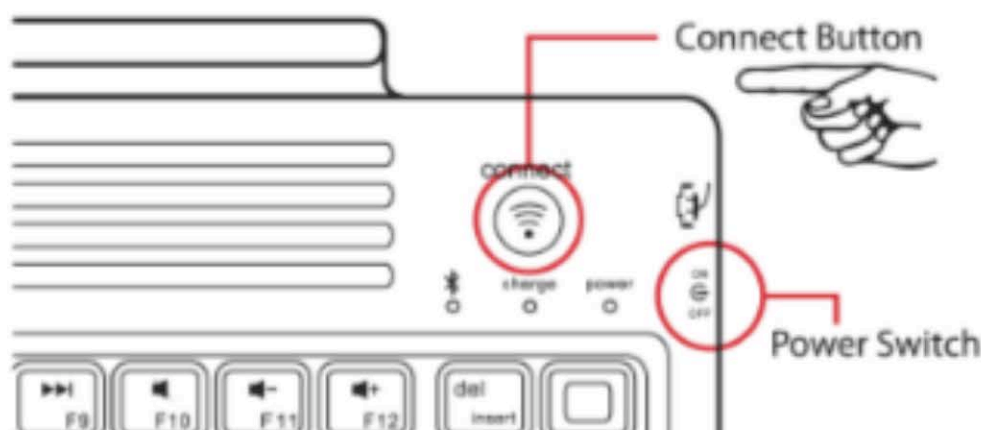
Dimensions:	(close): 9¼" x 8" x 1" (open): 12¼" x 5½" x 9¼"
Weight:	19.4 ounces (~550 grams)
Operating Temperature:	-4°F to 131°F (-20°C to 55°C)
Operating Humidity:	20% to 50%
Signal Type:	FHSS (Broadcom2042 Chip)
RF output Power:	Class 2; Maximum output power is 2.5mW (4dBm).
Protocol:	Bluetooth® specification v. 2.0 compliant Bluetooth® HID Profile v. 1.5 compliant
Typical Battery Life:	Continuous Operation: ~80 hours Typical Usage: ~4 weeks
Working Distance:	~30 feet
Frequency Range:	2.4 - 2.4835GHz



## Pairing iPad™ Bluetooth Keyboard Folio with iPad™

**Preparation:** Please make sure your iPad™ has adequate battery and fully charge your iPad™ Keyboard Folio prior to proceeding (for first use please charge it with supplied USB cable for at least 3 hours).

**Step 1:** Toggle on the **Power Switch**, the **Power** and **Bluetooth Indicators** should be lit for approximately 5 seconds. It is now in idle mode. Press the **Connect Button**. With the **Power Indicator** lit, the **Bluetooth Indicator** should be flashing. It is now in pairing mode.

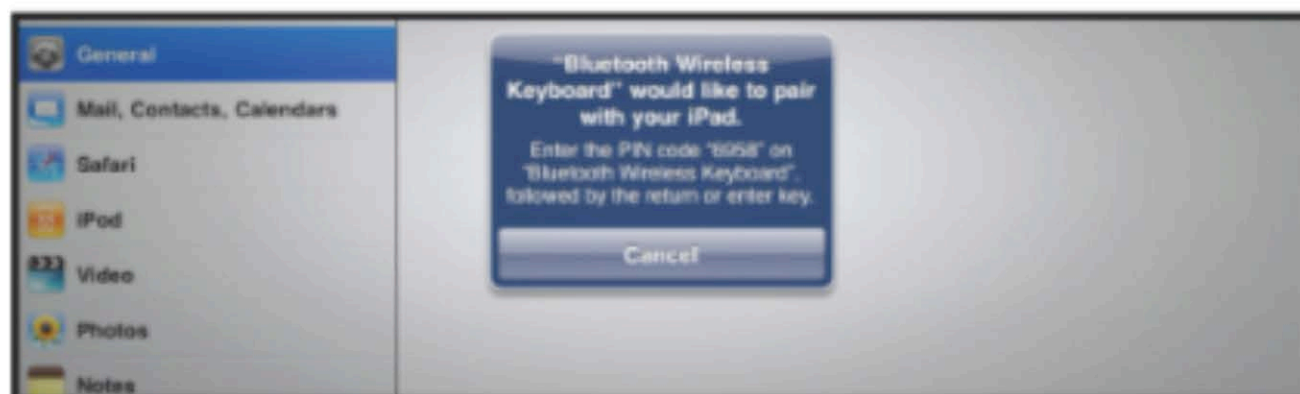


**Step 2:** On the iPad, tap **Settings**. Within the **General** tab, select **Bluetooth**. If Bluetooth is turned off by default, swipe to turn it on. The iPad should now be searching for all Bluetooth devices within range. Wait for **Bluetooth Wireless Keyboard** to appear under **Devices**.



## Pairing iPad™ Bluetooth Keyboard Folio with iPad™ (continued)

Step 3: Tap on **Bluetooth Wireless Keyboard** to connect. It is required to type in the 4-digit code according to the on-screen instruction. Hit enter, it should now be connected.



## Federal Communication Commission Interference Statement

This equipment has been tested and found to comply with the limits for a Class B digital device.

Pursuant to PART 15 of the FCC Rules. These limits are designed to provide reasonable protection against harmful interference in a residential installation. This equipment generates uses and can radiate radio frequency energy and, if not installed and used in accordance with the instructions, may cause harmful interference to radio or television reception, which can be determined by turning the equipment off and on, the user is encouraged to try to correct the interference by one of the following measures:

Reorient or relocate the receiving antenna

Increase the separation between the equipment and receiver.

Connect the equipment into an outlet on a circuit different from that to which the receiver is connected.


Consult the dealer or an experienced radio/TV technician for help.

This device complies with Part 15 of the FCC rules. Operation is subject to the following two conditions (1) This device may not cause harmful interference, and (2) this device must accept any interference received, including interference that may cause undesired operation



## Using the Keyboard

Using some of the function keys at the top to go to the Home screen, open Spotlight, adjust the brightness of your screen, control the sound volume, and much more.



Go to the Home screen, which contains your applications.



Increase, decrease, or mute the sound volume coming from the iPad.



Fast-forward, Play (Pause), or Rewind your multimedia.



Search for almost anything, including pictures, music, messages and contacts.



Show and hide the onscreen keyboard



Copy ( +C ), cut ( +X ), paste ( +V ), select-all ( +A ) are supported by the iPad.



Special characters are available in conjunction with other letter and number keys.

### IMPORTANT NOTE:

#### FCC Radiation Exposure Statement:

1. This equipment complies with FCC radiation exposure limits set forth for an uncontrolled environment. End users must follow the specific operating instructions for satisfying RF exposure compliance.
2. This transmitter must not be co-located or operating in conjunction with any other antenna or transmitter

FCC ID: ZDB-BRK3500BC

**WARNING:**

Changes or modifications to this unit not expressly approved by the party responsible for compliance could void the user's authority to operate the equipments.