


Smart Tag

USER MANUAL

SH-206GN



Works with Android

Find My Device


Works with Apple Find My

HOW TO ADD ITEMS (iOS)

Requires: iOS or iPad OS with the latest software

1. Place the Smart Tag next to your iPhone or iPad.

2. Press the back button to start the Smart Tag. At the beep, the device will be powered on and ready to pair.



3. Turn on Bluetooth on your device.

4. Open the Find My app on your iPhone, iPad.

5. In the Find my app tap items-Add item-other supported item.

6. Click on 'Continue'.

7. Name your Finder then click "Continue".

8. Choose an emoji.

9. Click on "Continue" and then "Finish" to complete the pairing process.

10. The unit will be paired successfully after two beeps.

11. Once paired, you can find the unit location, serial number or move it on the app.

Tips:

Complete the pairing process within 10 minutes, other wise the device will enter the standby mode after 4 consecutive beeps.in that case, open the cover and remove the battery and start the operation again from step 4.


HOW TO ADD ITEMS (Android™)

Requires: Device with latest Android software

NOTE: Devices should be running Android 9 and above.

1. Place the unit next to your Android phone.

2. Press the back button to start the Smart Tag. At the beep, the device will be powered on and ready to pair.



3. Turn on Bluetooth on your device.

4. Put the anti-loss device next to your Android phone in 20cm distance or open the Find My Device app on your Android phone.

5. Pop-up the notification on your phone → Click "Connect" → "Agree and Continue" → "Open the Application".

6. Click the Settings icon to re-change the item name and item type.

HOW TO REMOVE ITEMS

• If other phones want to add this tag, you need to remove it from Find My / Find My Device app first.

• Click the setting icon, Select "Remove from Find My Device" to remove the tag. When you hear a long sound, indicating that it is successfully. When remove item is completed, you can reinstall the battery or wait 5 minutes, it will Pop-up the notification on phones.

• Note: If the tag is not near from your phone, remove item maybe fail, Then it can not be add item to other phones until it is factory reset.

HOW TO POWER OFF

After quickly pressing the back button 3 times, quickly press and hold the button for 3 seconds. When 4 beeps are heard, it indicates that the device has successfully powered off.

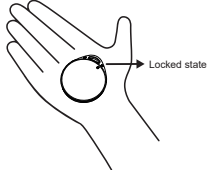
FACTORY RESET

Quickly press the back button 5 times, then quickly press and hold the button for 5 seconds until a long beep is heard. This indicates that the factory reset was successful.

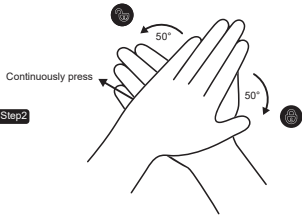
HOW TO REPLACE OR REMOVE THE BATTERY

Continuously press the top cover of the Smart Tag while simultaneously rotating your palm approximately 50 degrees to open the top cover. Once the top cover is open, you can remove the battery.

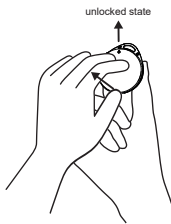
Step1



Step2



Step3



SPECIFICATIONS

Product Name	Smart Tag
Model Name	SH-301A
Range	≥50m(≥164 feet) depending on environment
Temperature	-15°C to +50°C (5°Fto 122°F)
Operating Frequency Band	2.4GHz
Alarm	Max. 78 dB,
Material	PC+ABS
Dimensional Size	37.3*32.5*8.8mm
Maximum radio-frequency power transmitted	TBC

Compliance Content

FCC Compliance Statements

This device complies with Part 15 of the FCC Rules. Operation is subject to the following two conditions: (1) this device may not cause harmful interference, and (2) this device must accept any interference received, including interference that may cause undesired operation.

Note: This equipment has been tested and found to comply with the limits for a Class B digital device, pursuant to Part 15 of the FCC Rules. These limits are designed to provide reasonable protection against harmful interference in a residential installation. This equipment generates, uses and can radiate radio frequency energy and, if not installed and used in accordance with the instructions, may cause harmful interference to radio communications. However, there is no guarantee that interference will not occur in a particular installation.

If this equipment does cause harmful interference to radio or television reception, which can be determined by turning the equipment off and on, the user is encouraged to try to correct the interference by one or more of the following measures:

-- Reorient or relocate the receiving antenna.

-- Increase the separation between the equipment and receiver.

-- Connect the equipment into an outlet on a circuit different from that to which the receiver is connected.

-- Consult the dealer or an experienced radio/TV technician for help.

Caution: Changes or modifications not expressly approved by the party responsible for compliance could void the user's authority to operate the equipment.

Bluetooth

The Bluetooth® word mark and logos are registered trademarks owned by Bluetooth SIG, Inc. Any use of such marks by Wellmade Corporation Limited is under license. Other trademarks and trade names are those of their respective owners.


*Requires Android™ 9 phones and above

*Must be within 40 meters of any Android device.

*Google Find My Device, Android are trademarks of Google LLC.

*a) Battery type CR2032, and b) Nominal voltage 3Vdc.

WARNING:
KEEP new and used batteries OUT OF REACH OF CHILDREN
Seek immediate medical attention if a battery is suspected to be swallowed or inserted inside any part of the body.



Correct Disposal of this product this marking indicates that this product should not be disposed with other household wastes throughout the EU. To prevent possible harm to the environment or human health from uncontrolled waste disposal, recycle it responsibly to promote the sustainable reuse of material resources. To return your used device, please use the return and collection systems or contact the retailer where the product was purchased. They can take this product for environmental safe recycling.

CE

Hereby, Wellmade Corporation Limited declares that the Radio equipment type in compliance with Directive 2014/53/EU requirements, the full text of the declaration of conformity are available at the following internet address: <https://www.dnscnchina.com>

This product contains a replaceable and non-rechargeable DC 3V CR2032 coin battery, please attention below warnings:

• Remove and immediately recycle or dispose of used batteries according to local regulations and keep away from children. Do NOT dispose of batteries in household trash or incinerate.

• Even used batteries may cause severe injury or death.

• Call a local poison control center for treatment information.

• Non-rechargeable batteries are not to be recharged.

• Do not force discharge, recharge, disassemble, heat above 100°C or incinerate. Doing so may result in injury due to venting, leakage or explosion resulting in chemical burns.

• Ensure the batteries are installed correctly according to polarity (+ and -).

• Do not mix old and new batteries, different brands or types of batteries, such as alkaline, carbon-zinc, or rechargeable batteries.

• Remove and immediately recycle or dispose of batteries from equipment not used for an extended period of time according to local regulations.

• Always completely secure the battery compartment. If the battery compartment does not close securely, stop using the product, remove the batteries, and keep them away from children.

Disclaimer: This is neither an anti-theft nor an anti-lost device. This device provides the last detected location.

! WARNING


• INGESTION HAZARD: This product contains a button cell or coin battery.

• DEATH or serious injury can occur if ingested.

• A swallowed button cell or coin battery can cause Internal Chemical Burns in as little as 2 hours.

• KEEP new and used batteries OUT OF REACH of CHILDREN.

• Seek immediate medical attention if a battery is suspected to be swallowed or inserted inside any part of the body.



No obvious symptoms

Unfortunately, it is not obvious when a button or coin battery is stuck in a child's esophagus(food pipe).

There are no specific symptoms associated with this. The child might:

• cough, gag or drool a lot;

• appear to have a stomach upset or a virus;

• be sick;

• point to their throat or stomach;

• have a pain in their abdomen, chest or throat;

• be tired or lethargic;

• be quieter or more clingy than usual or otherwise "not themselves";

• lose their appetite or have a reduced appetite; and

• not want to eat solid food / be unable to eat solid food.


These sorts of symptoms vary or fluctuate, with the pain increasing and then subsiding.

A specific symptom to button and coin battery ingestion is vomiting fresh (bright red) blood. If the child does this seek immediate medical help.

The lack of clear symptoms is why it is important to be vigilant with "flat" or spare button or coin batteries in the home and the products that contain them.

Smart device works with Google's Find My Device helping to locate belongings in an easy and secure way. The Find My network is a crowd sourced network or almost one billions Android™ devices that use Bluetooth wireless technology to detect missing devices or items nearby and report their approximate location back to the owner in the Find My Device app. The entire process is end-to-end encrypted and anonymous, so no one else, not even Google or NOVOO can view a device's location or information. Visit <https://support.google.com/android/answer/6160491?hl=en> for more information.

Google and Android are trademarks of Google LLC.



WARNING

• Do not ingest battery, Chemical Burn Hazard.

• This product contains a coin / button cell battery. If the coin / button cell battery is swallowed, it can cause severe internal burns in just 2 hours and can lead to death.

• Keep new and used batteries away from children.

• If the battery compartment does not close securely, stop using the product and keep it away from children.

• If you think batteries might have been swallowed or placed inside any part of the body, seek immediate medical attention.

• Please do not expose the product to any mechanical stress or impact.

• Do not attempt to disassemble the battery.

• This product is not a toy or edible. When using the tool, the sharp part of the specified tool should only face the gap, be careful not to hurt your fingers.

• Risk of fire or explosion if the battery is replaced by an incorrect type.

• Replacement of a battery with an incorrect type that can defeat a safeguard;

• Disposal of a battery into fire or a hot oven, or mechanically crushing or cutting of a battery, that can result in an explosion;


• Leaving a battery in an extremely high temperature surrounding environment that can result in an explosion or the leakage of flammable liquid or gas;



• A battery subjected to extremely low air pressure that may result in an explosion or the leakage of flammable liquid or gas.

! BATTERY WARNING

KEEP OUT OF REACH OF CHILDREN

Swallowing can lead to chemical burns, perforation of soft tissue, and death. Severe burns can occur within 2 hours of ingestion. Seek medical attention immediately.





BATTERY WARNING: KEEP OUT OF REACH OF CHILDREN

If the battery compartment (if applicable) does not close securely, stop using the product and keep it away from children.If you think batteries might have been swallowed or placed inside any part of the body, seek immediate medical attention.

To use the Apple Find My app to locate this item, the latest version of iOS, iPadOS, or macOS is recommended.

Use of the Works with Apple badge means that a product has been designed to work specifically with the technology identified in the badge and has been certified by the product manufacturer to meet Apple Find My network product specifications and requirements. Apple is not responsible for the operation of this device or use of this product or its compliance with safety and regulatory standards.

Apple, Apple Find My, Apple Watch, Find My, iPhone, iPad, iPadOS, Mac, macOS and watchOS are trademarks of Apple Inc., registered in the U.S. and other countries. iOS is a trademark or registered trademark of Cisco in the U.S. and other countries and is used under license.