


## **Appendix II**

### **Setup Photographs**

**Project No.:4791551096.1-1**


**Radiated Band edge and Spurious Emission  
MEASUREMENT POSITION**




**MEASUREMENT POSITION (X axis)**




MEASUREMENT POSITION (Y axis)




MEASUREMENT POSITION (Z axis)



RADIATED RF MEASUREMENT SETUP (30MHz~1GHz)



RADIATED RF MEASUREMENT SETUP (Below 30MHz)



## AC Power Line Conducted Emission

