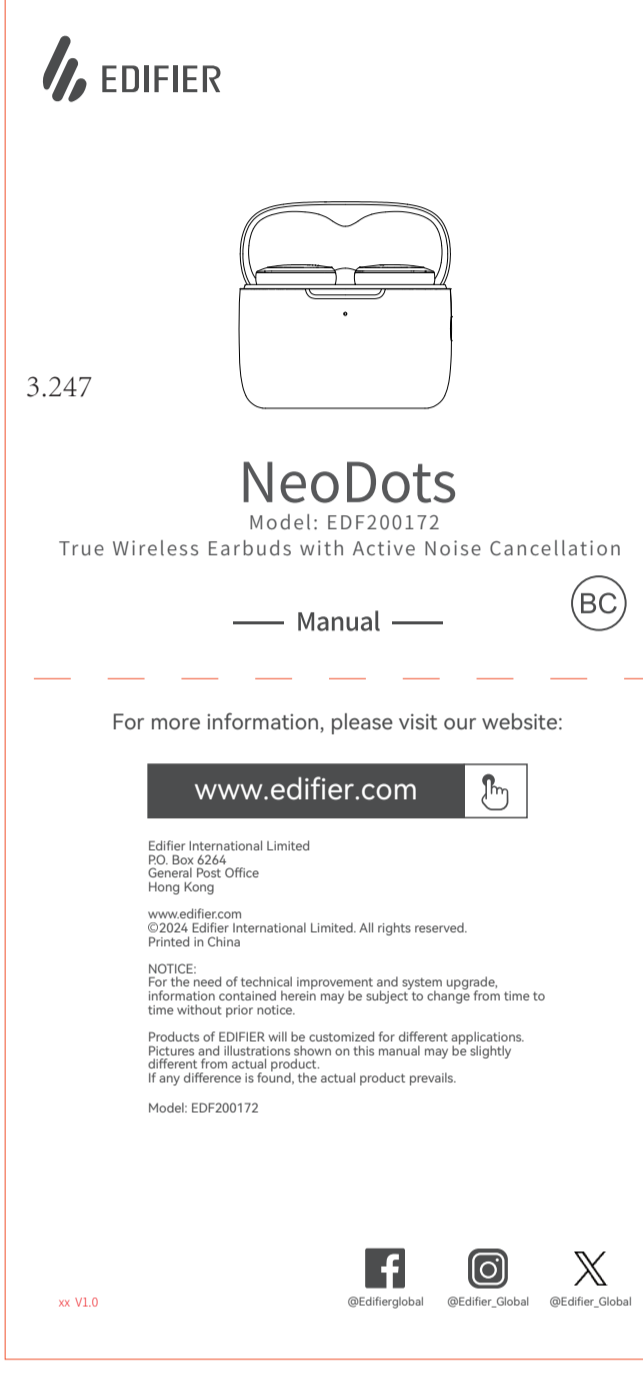



说明书/英法西德意葡日等26国语言/出口/V1.0  
页面数及装订方式:42面22页, 风琴折再从中间对折  
成型尺寸:90x90mm  
工艺:四色印刷  
材质:80g书纸

**封面**

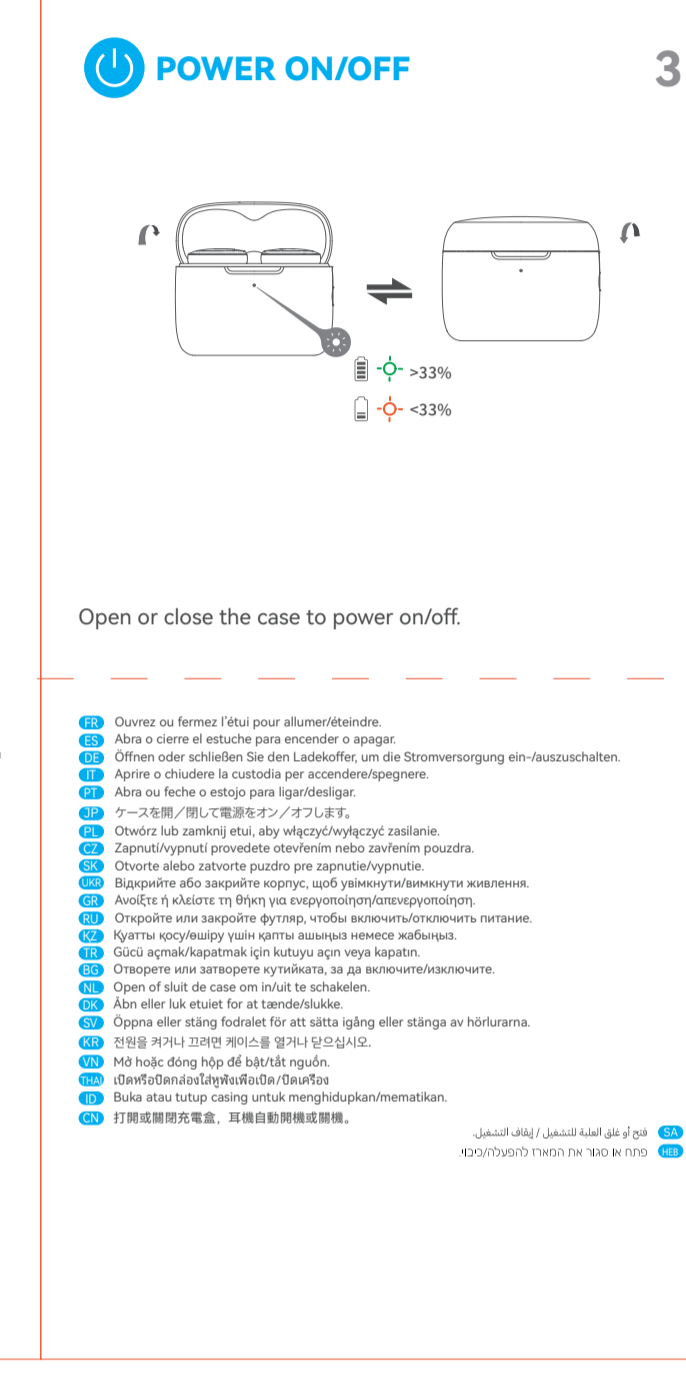


**对折线**

**1 WHAT'S IN THE BOX**

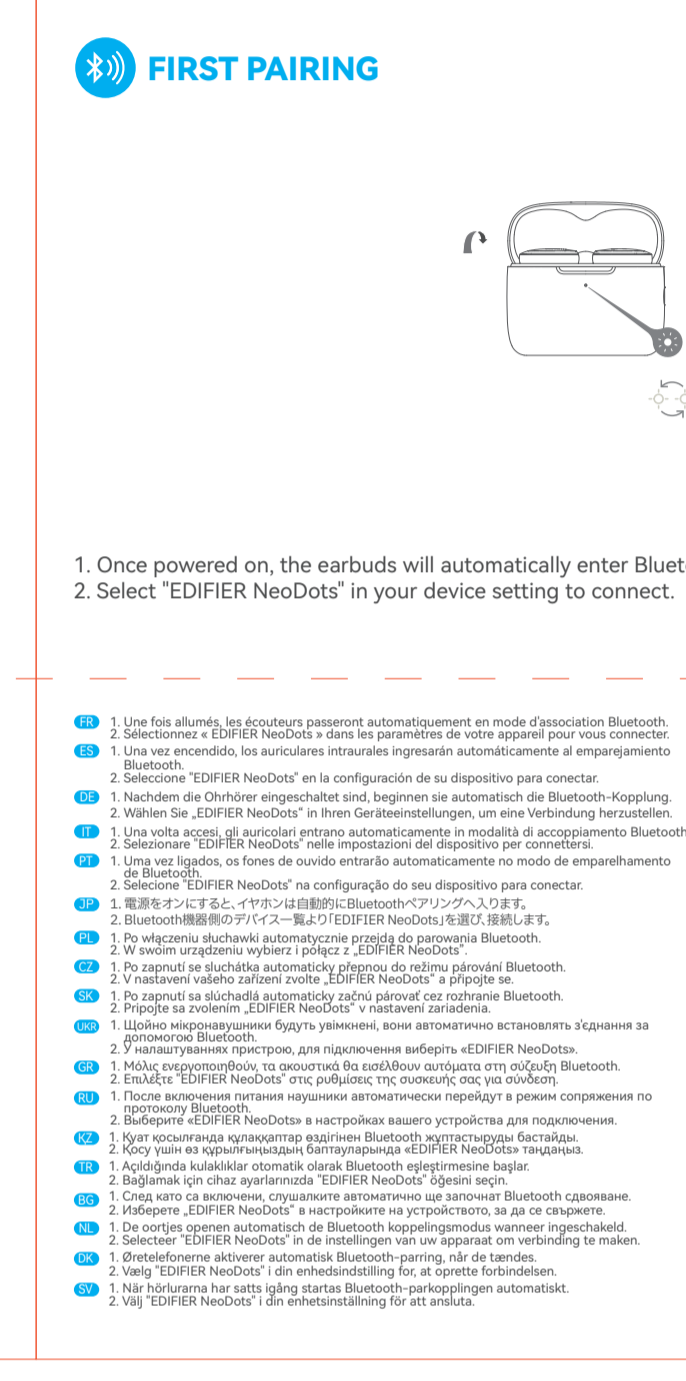


**3 POWER ON/OFF**

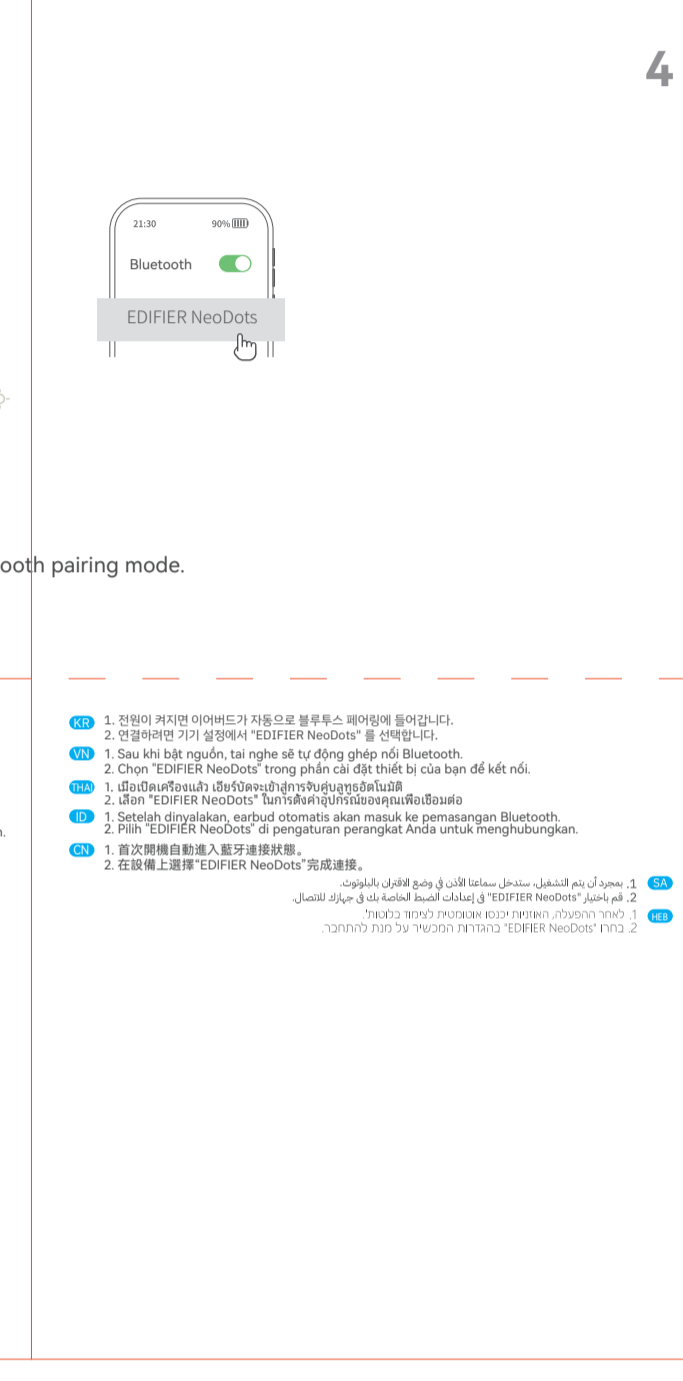


Open or close the case to power on/off.

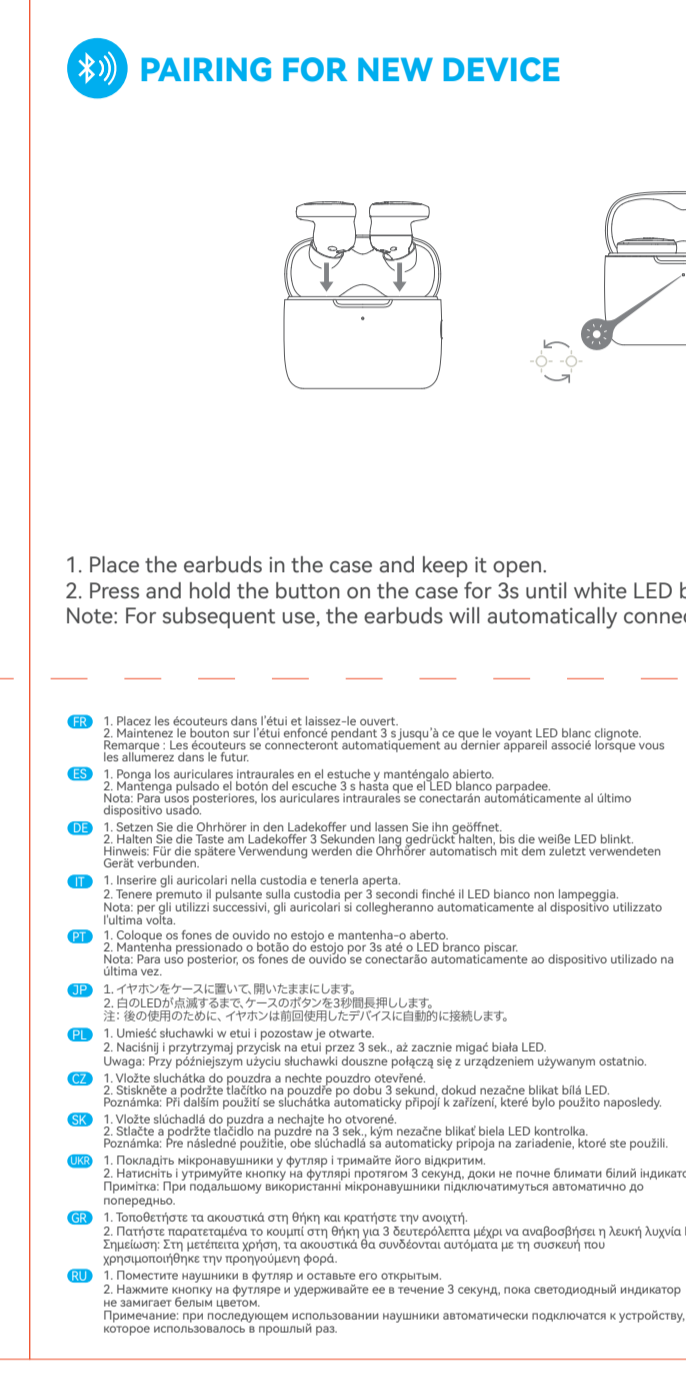
**4 FIRST PAIRING**



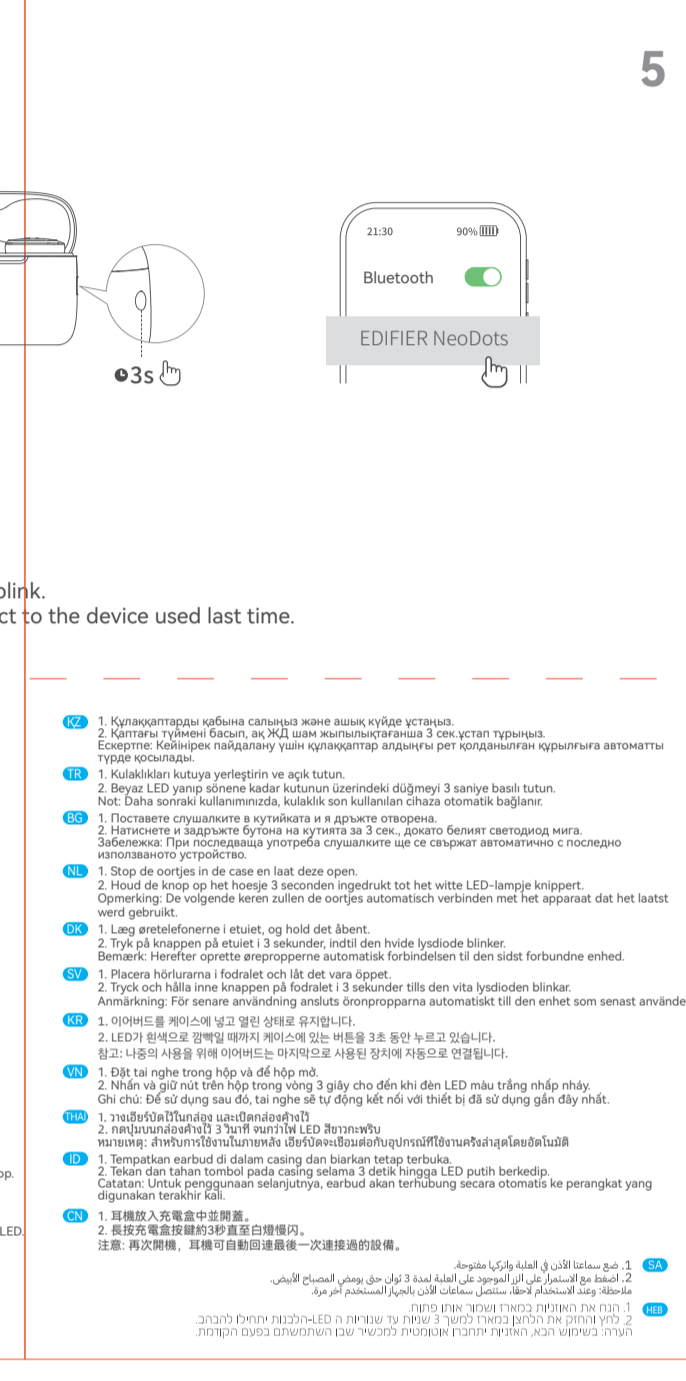
**5 PAIRING FOR NEW DEVICE**



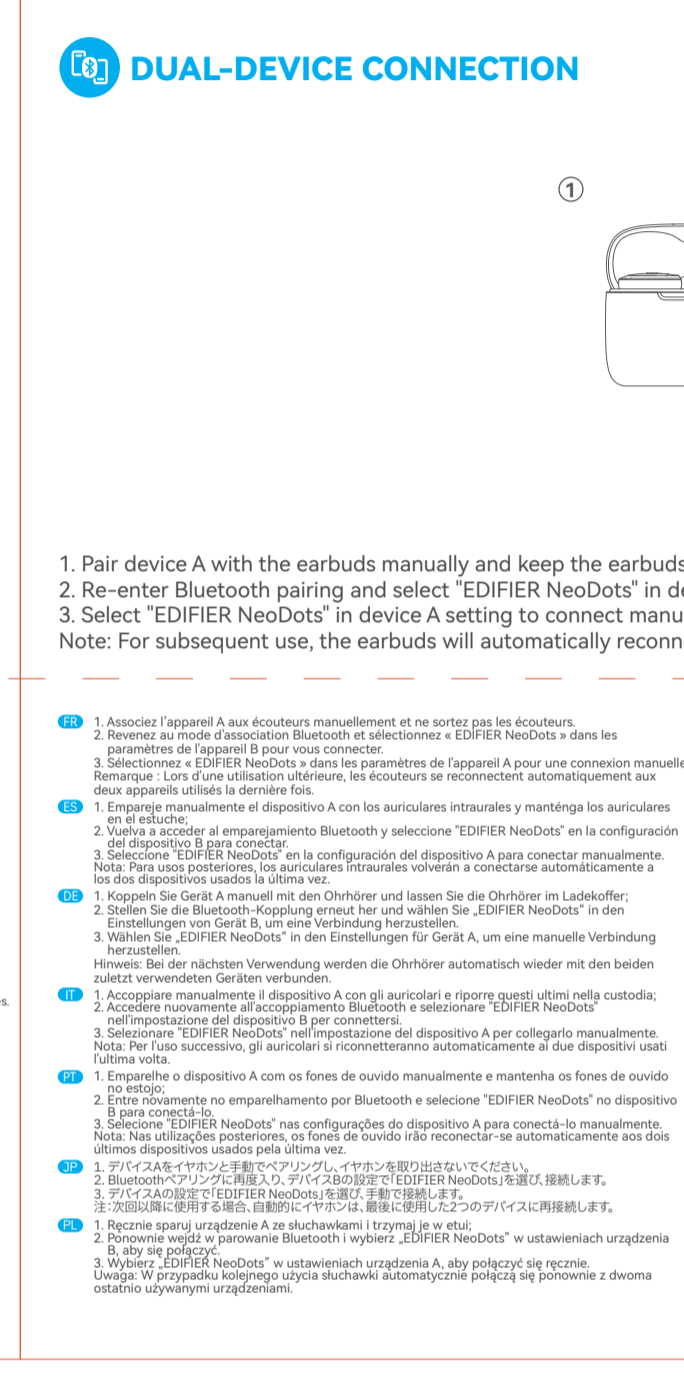
**6 DUAL-DEVICE CONNECTION**



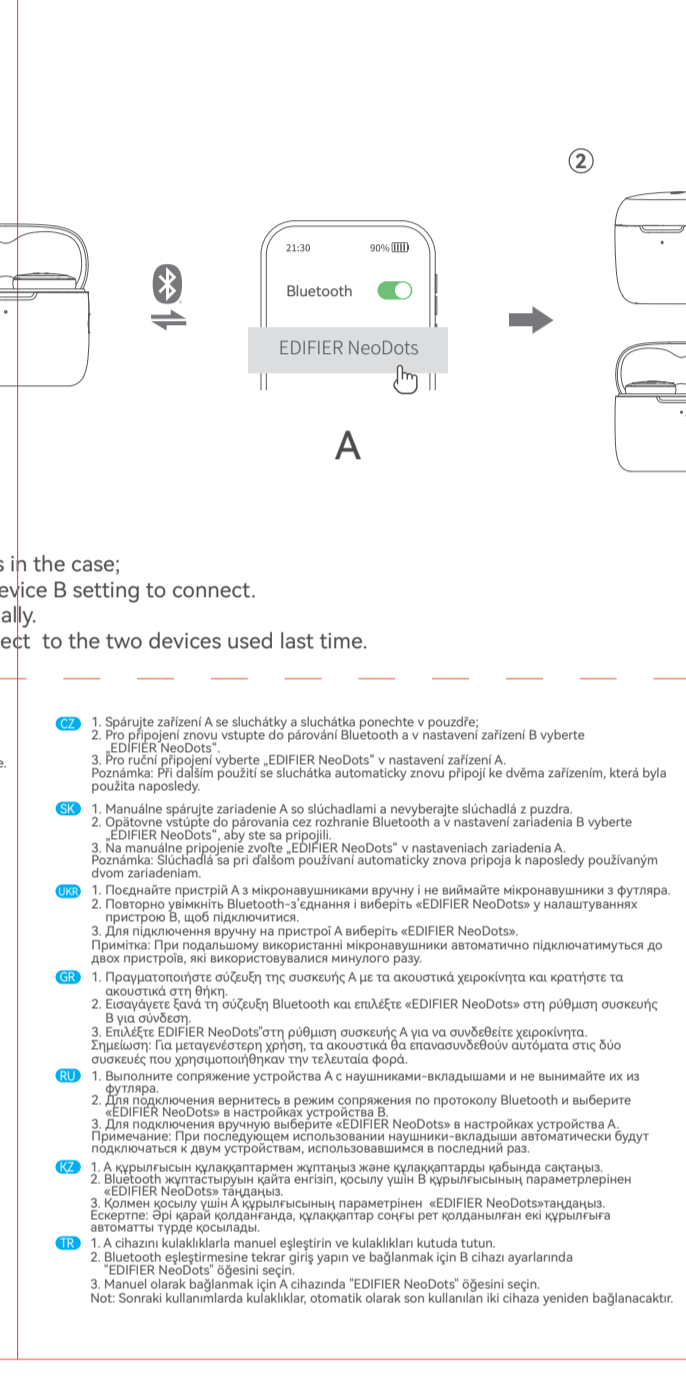
**7 RESET**



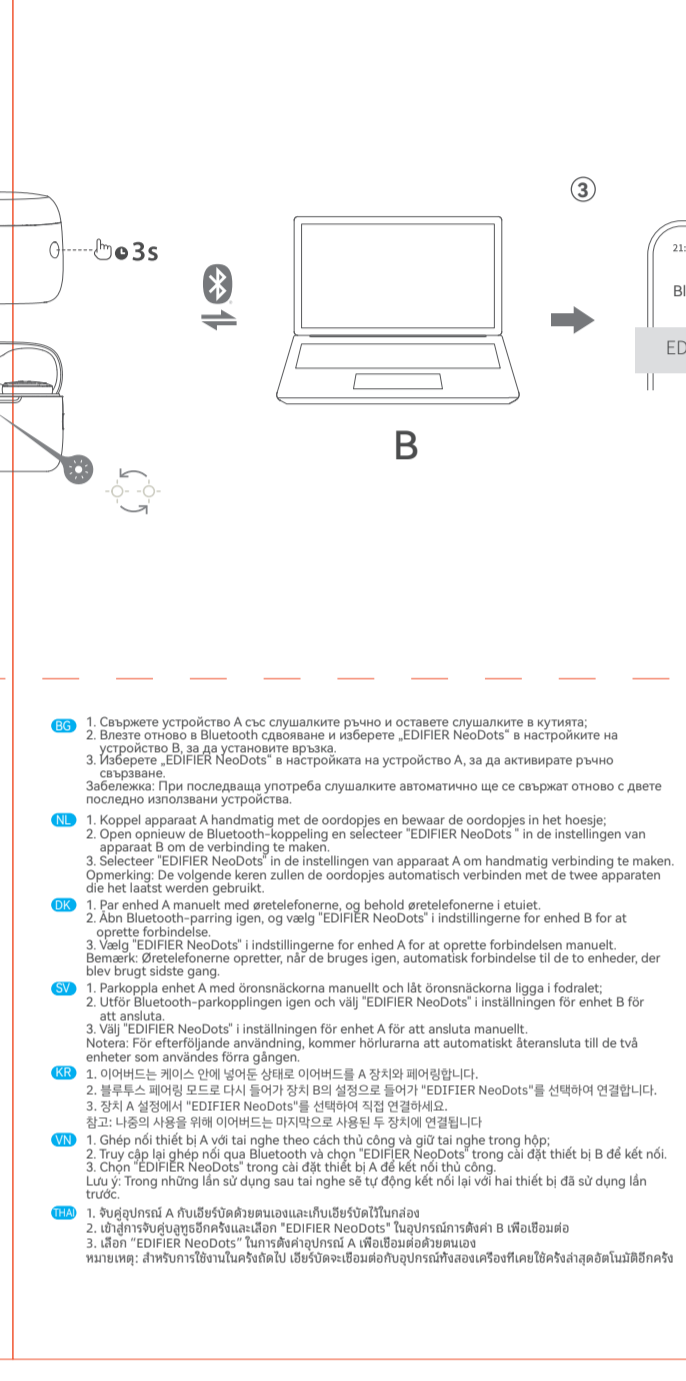
**8 CHARGING**



**9 CONTROLS**



**10 FAST PAIR**



**FCC statement:**  
This device complies with Part 15 of the FCC Rules. Operation is subject to the following two conditions:  
(1) this device may not cause harmful interference, and  
(2) this device must accept any interference received, including interference that may cause undesired operation.  
IC: 1000A-EDF250  
IC:1000A-EDF250

**1** Place the earbuds in the case and keep it open.  
**2** Press the button on the case 3 times, orange LED links until the reset is complete.

**1** Lang pamestapanan i raket, ng halid detekt.  
**2** Pamestapanan i raket ng halid detekt.  
**3** Pamestapanan i raket ng halid detekt.  
**4** Pamestapanan i raket ng halid detekt.  
**5** Pamestapanan i raket ng halid detekt.  
**6** Pamestapanan i raket ng halid detekt.  
**7** Pamestapanan i raket ng halid detekt.  
**8** Pamestapanan i raket ng halid detekt.  
**9** Pamestapanan i raket ng halid detekt.  
**10** Pamestapanan i raket ng halid detekt.

**1** Place the earbuds in the case and keep it open.  
**2** Press the button on the case 3 times, orange LED links until the reset is complete.

**1** Lang pamestapanan i raket, ng halid detekt.  
**2** Pamestapanan i raket ng halid detekt.  
**3** Pamestapanan i raket ng halid detekt.  
**4** Pamestapanan i raket ng halid detekt.  
**5** Pamestapanan i raket ng halid detekt.  
**6** Pamestapanan i raket ng halid detekt.  
**7** Pamestapanan i raket ng halid detekt.  
**8** Pamestapanan i raket ng halid detekt.  
**9** Pamestapanan i raket ng halid detekt.  
**10** Pamestapanan i raket ng halid detekt.

**1** Place the earbuds in the case and keep it open.  
**2** Press the button on the case 3 times, orange LED links until the reset is complete.

**1** Lang pamestapanan i raket, ng halid detekt.  
**2** Pamestapanan i raket ng halid detekt.  
**3** Pamestapanan i raket ng halid detekt.  
**4** Pamestapanan i raket ng halid detekt.  
**5** Pamestapanan i raket ng halid detekt.  
**6** Pamestapanan i raket ng halid detekt.  
**7** Pamestapanan i raket ng halid detekt.  
**8** Pamestapanan i raket ng halid detekt.  
**9** Pamestapanan i raket ng halid detekt.  
**10** Pamestapanan i raket ng halid detekt.

**1** Place the earbuds in the case and keep it open.  
**2** Press the button on the case 3 times, orange LED links until the reset is complete.

**1** Lang pamestapanan i raket, ng halid detekt.  
**2** Pamestapanan i raket ng halid detekt.  
**3** Pamestapanan i raket ng halid detekt.  
**4** Pamestapanan i raket ng halid detekt.  
**5** Pamestapanan i raket ng halid detekt.  
**6** Pamestapanan i raket ng halid detekt.  
**7** Pamestapanan i raket ng halid detekt.  
**8** Pamestapanan i raket ng halid detekt.  
**9** Pamestapanan i raket ng halid detekt.  
**10** Pamestapanan i raket ng halid detekt.

**1** Place the earbuds in the case and keep it open.  
**2** Press the button on the case 3 times, orange LED links until the reset is complete.

**1** Lang pamestapanan i raket, ng halid detekt.  
**2** Pamestapanan i raket ng halid detekt.  
**3** Pamestapanan i raket ng halid detekt.  
**4** Pamestapanan i raket ng halid detekt.  
**5** Pamestapanan i raket ng halid detekt.  
**6** Pamestapanan i raket ng halid detekt.  
**7** Pamestapanan i raket ng halid detekt.  
**8** Pamestapanan i raket ng halid detekt.  
**9** Pamestapanan i raket ng halid detekt.  
**10** Pamestapanan i raket ng halid detekt.

**1** Place the earbuds in the case and keep it open.  
**2** Press the button on the case 3 times, orange LED links until the reset is complete.