Operation Frequency Range of 20dB Bandwidth within Hopping Mode

DH5 - Channel 00 (2402MHz)

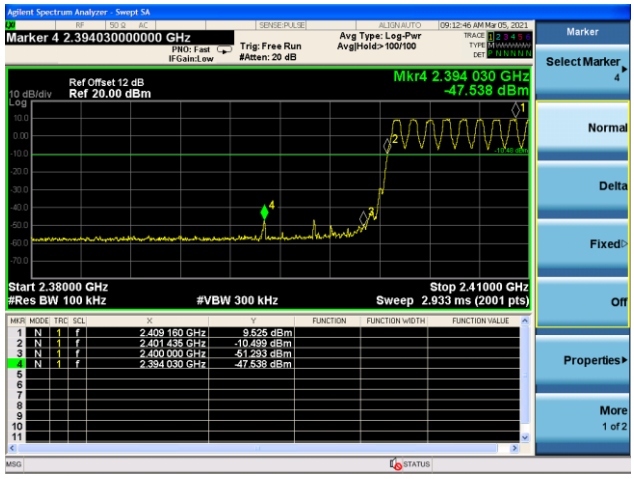

DH5 - Channel 78 (2480MHz)

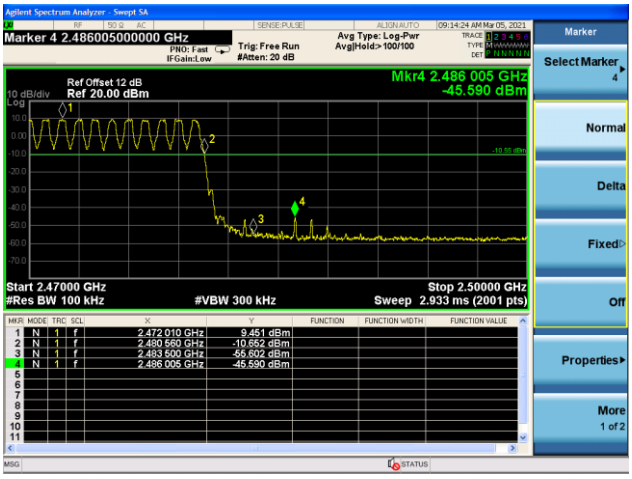

2DH5 - Channel 00 (2402MHz)

2DH5 - Channel 78 (2480MHz)

3DH5 - Channel 00 (2402MHz)

3DH5 - Channel 78 (2480MHz)

6.8. Conducted Spurious Emissions Measurement

6.8.1.Test Limit

In any 100 kHz bandwidth outside the frequency band in which the spread spectrum or digitally modulated intentional radiator is operating, the radio frequency power that is produced by the intentional radiator shall be at least 20 dB below that in the 100 kHz bandwidth within the band that contains the highest level of the desired power, based on either an RF conducted or a radiated measurement, provided the transmitter demonstrates compliance with the peak conducted or a radiated measurement, provided the transmitter demonstrates compliance with the peak conducted power limits. If the transmitter complies with the conducted power limits based on the use of RMS averaging over a time interval, the attenuation required under this paragraph shall be 30 dB instead of 20 dB.

6.8.2.Test Procedure Used

ANSI C63.10-2013 - Section 7.8.8

6.8.3.Test Setting

1. Span = Wide enough to capture the peak level of the in-band emission and all spurious emissions (e.g., harmonics) from the lowest frequency generated in the EUT up through the 10th harmonic. Typically, several plots are required to cover this entire span.
2. RBW = 100kHz
3. VBW = 300kHz
4. Detector = Peak
5. Sweep time = Auto couple
6. Trace mode = Max hold
7. Trace was allowed to stabilize
8. Set the marker on the peak of any spurious emission recorded. The level displayed must comply with the limit specified in this section.

6.8.4.Test Setup

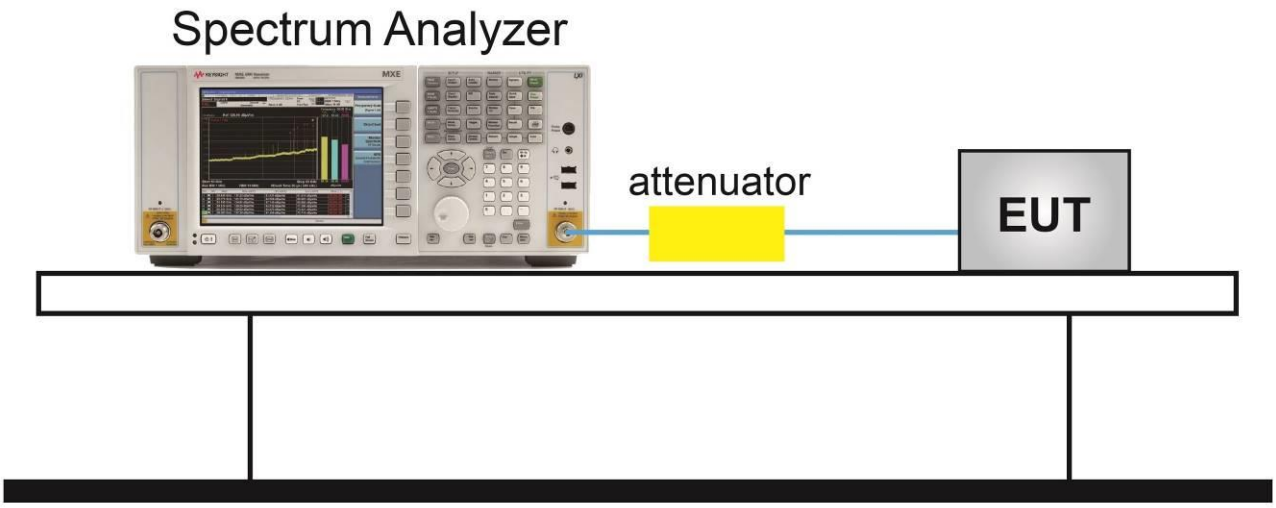

6.8.5.Test Result

Product	Multimedia Speaker	Test Engineer	Selina Zhang
Test Site	NS-TR2	Test Date	2021/03/05

Test Mode	Channel No.	Frequency (MHz)	Limit (MHz)	Result
DH5	00	2402	20dBc	Pass
DH5	39	2441	20dBc	Pass
DH5	78	2480	20dBc	Pass
2DH5	00	2402	20dBc	Pass
2DH5	39	2441	20dBc	Pass
2DH5	78	2480	20dBc	Pass
3DH5	00	2402	20dBc	Pass
3DH5	39	2441	20dBc	Pass
3DH5	78	2480	20dBc	Pass

DH5 Conducted Spurious Emissions	
Channel 00 (2402MHz)	Channel 39 (2441MHz)
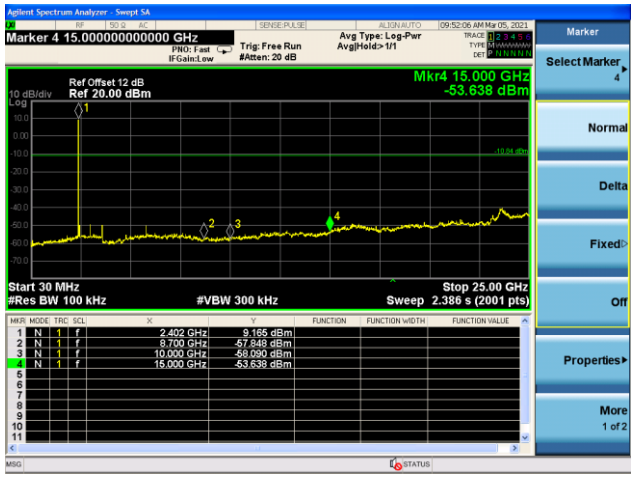	
Channel 78 (2480MHz)	
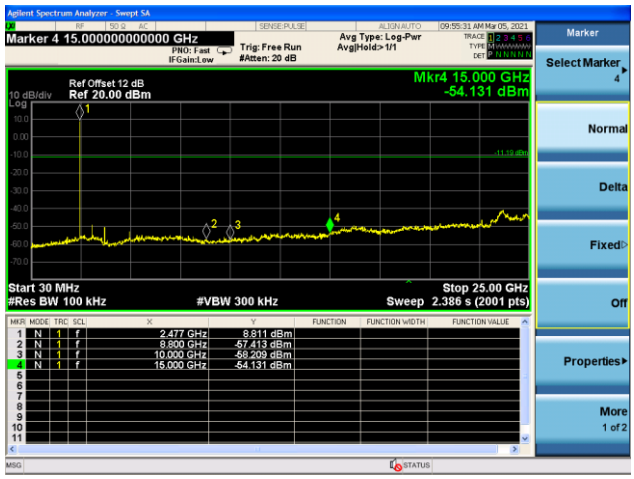	

2DH5 Conducted Spurious Emissions	
Channel 00 (2402MHz)	Channel 39 (2441MHz)
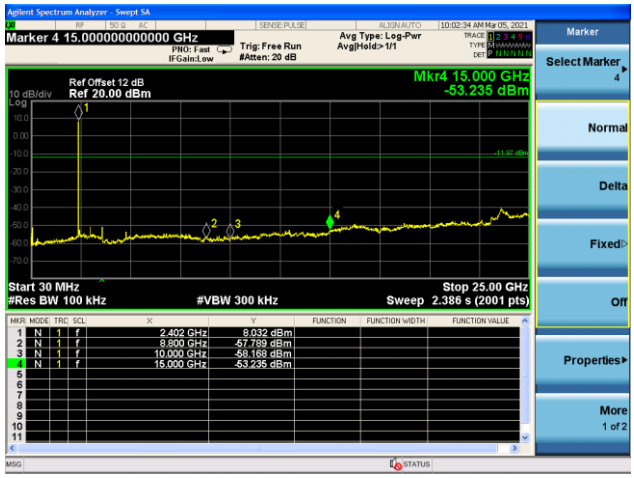	
Channel 78 (2480MHz)	
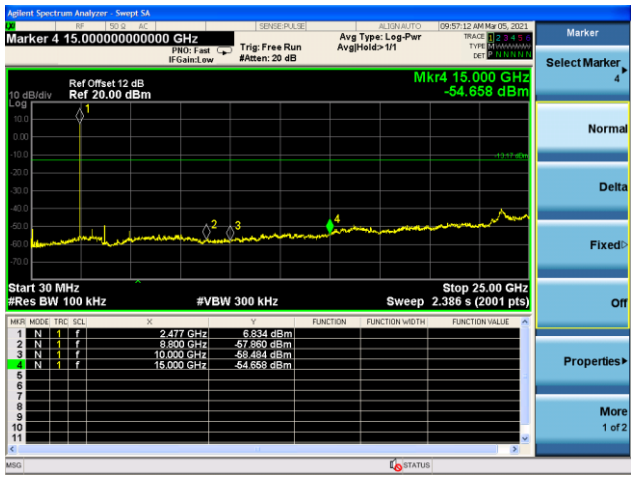	

3DH5 Conducted Spurious Emissions	
Channel 00 (2402MHz)	Channel 39 (2441MHz)
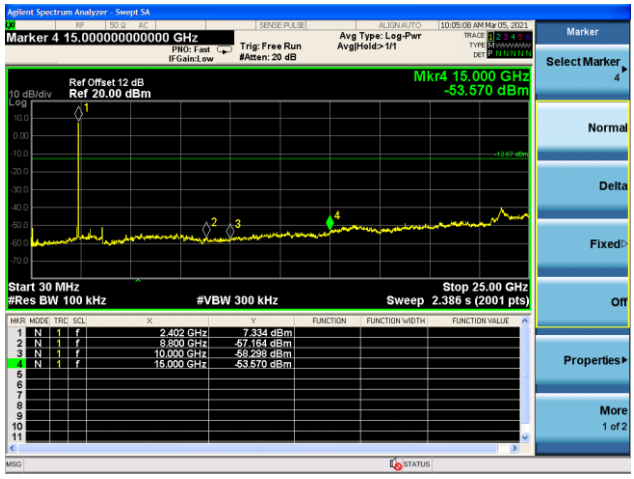	
Channel 78 (2480MHz)	

6.9. Radiated Spurious Emission Measurement

6.9.1.Test Limit

All out of band emissions appearing in a restricted band as specified in Section 15.205 of the Title 47 CFR must not exceed the limits shown in Table per Section 15.209.

FCC Part 15 Subpart C Paragraph 15.209		
Frequency (MHz)	Field Strength (μV/m)	Measured Distance (m)
0.009 - 0.490	2400/F (kHz)	300
0.490 - 1.705	24000/F (kHz)	30
1.705 - 30	30	30
30 - 88	100	3
88 - 216	150	3
216 - 960	200	3
Above 960	500	3

6.9.2.Test Procedure Used

ANSI C63.10-2013 - Section 6.3 & 6.4 & 6.5 & 6.6

6.9.3.Test Setting

Table 1 - RBW as a function of frequency

Frequency	RBW
9 ~ 150 kHz	200 ~ 300 Hz
0.15 ~ 30 MHz	9 ~ 10 kHz
30 ~ 1000 MHz	100 ~ 120 kHz
> 1000 MHz	1 MHz

Quasi-Peak Measurements below 1GHz

1. Analyzer center frequency was set to the frequency of the radiated spurious emission of interest
2. Span was set greater than 1MHz
3. RBW = As specified in Table 1
4. Detector = CISPR quasi-peak
5. Sweep time = Auto couple
6. Trace was allowed to stabilize

Peak Measurements above 1GHz

1. Analyzer center frequency was set to the frequency of the radiated spurious emission of interest
2. RBW = 1MHz
3. VBW = 3MHz
4. Detector = Peak
5. Sweep time = Auto couple
6. Trace mode = Max hold
7. Trace was allowed to stabilize

Average Measurements above 1GHz (Method VB)

1. Analyzer center frequency was set to the frequency of the radiated spurious emission of interest
2. RBW = 1MHz
3. VBW; If the EUT is configured to transmit with duty cycle ≥ 98%, set VBW = 10Hz

   If the EUT duty cycle is < 98%, set VBW ≥ 1/T. T is the minimum transmission duration
4. Detector = Peak
5. Sweep time = Auto
6. Trace mode = Max hold
7. Trace was allowed to stabilize

6.9.4.Test Setup

Below 1GHz Test Setup:

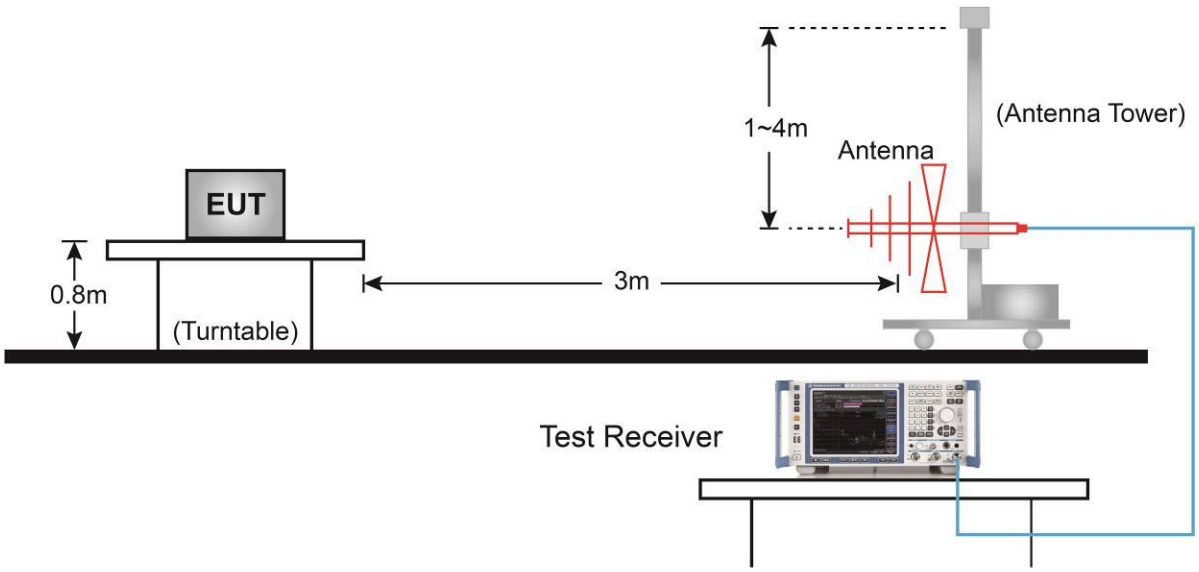

Above 1GHz Test Setup:

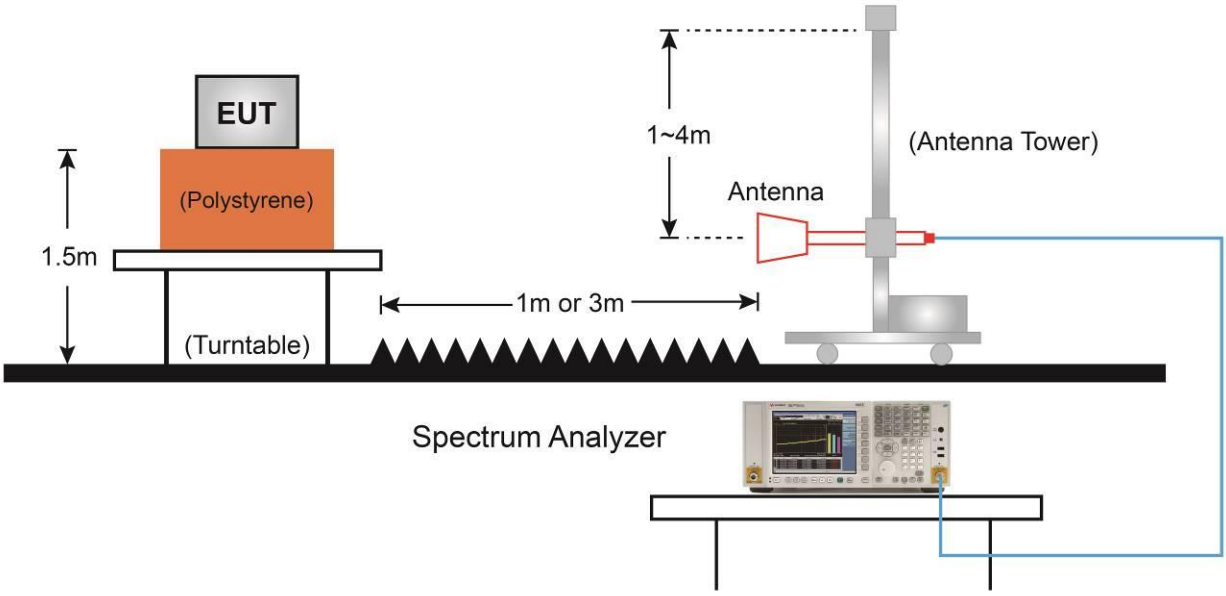

6.9.5.Test Result

Product	Multimedia Speaker	Test Engineer	Silence Liu
Test Site	NS-AC1	Test Date	2021/03/02
Test Mode	DH5	Test Channel	00
Remark	1. Average measurement was not performed if peak level lower than average limit. 2. Other frequency was 20dB below limit line within 1-18GHz, there is not show in the report.		

Mark	Frequency (MHz)	Reading Level (dBμV)	Factor (dB)	Measure Level (dBμV/m)	Limit (dBμV/m)	Margin (dB)	Detector	Polarization
	3932.5	40.5	0.1	40.6	74.0	-33.4	Peak	Horizontal
	4808.0	47.9	3.3	51.2	74.0	-22.8	Peak	Horizontal
*	6474.0	37.8	6.9	44.7	74.0	-29.3	Peak	Horizontal
*	7205.0	39.9	10.4	50.3	74.0	-23.7	Peak	Horizontal
	4561.5	38.2	2.7	40.9	74.0	-33.1	Peak	Vertical
	4808.0	44.8	3.3	48.1	74.0	-25.9	Peak	Vertical
*	6440.0	36.8	6.9	43.7	74.0	-30.3	Peak	Vertical
*	7205.0	40.8	10.4	51.2	74.0	-22.8	Peak	Vertical

Note 1: “*” means test frequency didn't fall into restricted band.

Note 2: Measure Level (dBμV/m) = Reading Level (dBμV) + Factor (dB)

Factor (dB) = Cable Loss (dB) + Antenna Factor (dB/m) - Pre_Amplifier Gain (dB)

Product	Multimedia Speaker	Test Engineer	Silence Liu
Test Site	NS-AC1	Test Date	2021/03/02
Test Mode	DH5	Test Channel	39
Remark	1. Average measurement was not performed if peak level lower than average limit. 2. Other frequency was 20dB below limit line within 1-18GHz, there is not show in the report.		

Mark	Frequency (MHz)	Reading Level (dBμV)	Factor (dB)	Measure Level (dBμV/m)	Limit (dBμV/m)	Margin (dB)	Detector	Polarization
	4884.5	46.3	3.1	49.4	74.0	-24.6	Peak	Horizontal
	7324.0	38.5	10.4	48.9	74.0	-25.1	Peak	Horizontal
*	8769.0	34.1	12.2	46.3	74.0	-27.7	Peak	Horizontal
*	10350.0	33.1	14.8	47.9	74.0	-26.1	Peak	Horizontal
	4884.5	45.8	3.1	48.9	74.0	-25.1	Peak	Vertical
	7324.0	40.9	10.4	51.3	74.0	-22.7	Peak	Vertical
*	8004.0	35.6	11.4	47.0	74.0	-27.0	Peak	Vertical
*	8752.0	34.6	12.4	47.0	74.0	-27.0	Peak	Vertical

Note 1: “*” means test frequency didn't fall into restricted band.

Note 2: Measure Level (dBμV/m) = Reading Level (dBμV) + Factor (dB)

Factor (dB) = Cable Loss (dB) + Antenna Factor (dB/m) - Pre_Amplifier Gain (dB)

Product	Multimedia Speaker	Test Engineer	Silence Liu
Test Site	NS-AC1	Test Date	2021/03/02
Test Mode	DH5	Test Channel	78
Remark	1. Average measurement was not performed if peak level lower than average limit. 2. Other frequency was 20dB below limit line within 1-18GHz, there is not show in the report.		

Mark	Frequency (MHz)	Reading Level (dBμV)	Factor (dB)	Measure Level (dBμV/m)	Limit (dBμV/m)	Margin (dB)	Detector	Polarization
	3720.0	44.1	-0.1	44.0	74.0	-30.0	Peak	Horizontal
	4961.0	47.2	3.1	50.3	74.0	-23.7	Peak	Horizontal
*	6550.5	36.4	7.3	43.7	74.0	-30.3	Peak	Horizontal
*	7825.5	37.0	10.7	47.7	74.0	-26.3	Peak	Horizontal
	4961.0	44.6	3.1	47.7	74.0	-26.3	Peak	Vertical
	7443.0	40.7	10.8	51.5	74.0	-22.5	Peak	Vertical
*	8641.5	35.0	12.0	47.0	74.0	-27.0	Peak	Vertical
*	10163.0	35.0	14.8	49.8	74.0	-24.2	Peak	Vertical

Note 1: “*” means test frequency didn't fall into restricted band.

Note 2: Measure Level (dBμV/m) = Reading Level (dBμV) + Factor (dB)

Factor (dB) = Cable Loss (dB) + Antenna Factor (dB/m) - Pre_Amplifier Gain (dB)

Product	Multimedia Speaker	Test Engineer	Silence Liu
Test Site	NS-AC1	Test Date	2021/03/02
Test Mode	2DH5	Test Channel	00
Remark	1. Average measurement was not performed if peak level lower than average limit. 2. Other frequency was 20dB below limit line within 1-18GHz, there is not show in the report.		

Mark	Frequency (MHz)	Reading Level (dBμV)	Factor (dB)	Measure Level (dBμV/m)	Limit (dBμV/m)	Margin (dB)	Detector	Polarization
	4213.0	38.9	1.5	40.4	74.0	-33.6	Peak	Horizontal
	4808.0	47.2	3.3	50.5	74.0	-23.5	Peak	Horizontal
*	6448.5	36.5	6.9	43.4	74.0	-30.6	Peak	Horizontal
*	7205.0	41.1	10.4	51.5	74.0	-22.5	Peak	Horizontal
	4213.0	37.7	1.5	39.2	74.0	-34.8	Peak	Vertical
	4808.0	44.6	3.3	47.9	74.0	-26.1	Peak	Vertical
*	6414.5	37.1	6.5	43.6	74.0	-30.4	Peak	Vertical
*	7205.0	43.3	10.4	53.7	74.0	-20.3	Peak	Vertical

Note 1: “*” means test frequency didn't fall into restricted band.

Note 2: Measure Level (dBμV/m) = Reading Level (dBμV) + Factor (dB)

Factor (dB) = Cable Loss (dB) + Antenna Factor (dB/m) - Pre_Amplifier Gain (dB)

Product	Multimedia Speaker	Test Engineer	Silence Liu
Test Site	NS-AC1	Test Date	2021/03/02
Test Mode	2DH5	Test Channel	39
Remark	1. Average measurement was not performed if peak level lower than average limit. 2. Other frequency was 20dB below limit line within 1-18GHz, there is not show in the report.		

Mark	Frequency (MHz)	Reading Level (dBμV)	Factor (dB)	Measure Level (dBμV/m)	Limit (dBμV/m)	Margin (dB)	Detector	Polarization
	3660.5	44.7	-0.1	44.6	74.0	-29.4	Peak	Horizontal
	4884.5	46.6	3.1	49.7	74.0	-24.3	Peak	Horizontal
*	5760.0	37.9	4.5	42.4	74.0	-31.6	Peak	Horizontal
*	6567.5	37.4	7.3	44.7	74.0	-29.3	Peak	Horizontal
	4884.5	46.1	3.1	49.2	74.0	-24.8	Peak	Vertical
	7324.0	43.1	10.4	53.5	74.0	-20.5	Peak	Vertical
*	8004.0	36.5	11.4	47.9	74.0	-26.1	Peak	Vertical
*	8769.0	33.3	12.2	45.5	74.0	-28.5	Peak	Vertical

Note 1: “*” means test frequency didn't fall into restricted band.

Note 2: Measure Level (dBμV/m) = Reading Level (dBμV) + Factor (dB)

Factor (dB) = Cable Loss (dB) + Antenna Factor (dB/m) - Pre_Amplifier Gain (dB)

Product	Multimedia Speaker	Test Engineer	Silence Liu
Test Site	NS-AC1	Test Date	2021/03/02
Test Mode	2DH5	Test Channel	78
Remark	1. Average measurement was not performed if peak level lower than average limit. 2. Other frequency was 20dB below limit line within 1-18GHz, there is not show in the report.		

Mark	Frequency (MHz)	Reading Level (dBμV)	Factor (dB)	Measure Level (dBμV/m)	Limit (dBμV/m)	Margin (dB)	Detector	Polarization
	4961.0	47.3	3.1	50.4	74.0	-23.6	Peak	Horizontal
	7443.0	37.2	10.8	48.0	74.0	-26.0	Peak	Horizontal
*	8820.0	35.2	12.5	47.7	74.0	-26.3	Peak	Horizontal
*	9721.0	34.9	13.8	48.7	74.0	-25.3	Peak	Horizontal
	4961.0	45.4	3.1	48.5	74.0	-25.5	Peak	Vertical
	7443.0	41.7	10.8	52.5	74.0	-21.5	Peak	Vertical
*	8726.5	35.4	12.5	47.9	74.0	-26.1	Peak	Vertical
*	9916.5	36.8	14.0	50.8	74.0	-23.2	Peak	Vertical

Note 1: “*” means test frequency didn't fall into restricted band.

Note 2: Measure Level (dBμV/m) = Reading Level (dBμV) + Factor (dB)

Factor (dB) = Cable Loss (dB) + Antenna Factor (dB/m) - Pre_Amplifier Gain (dB)

Product	Multimedia Speaker	Test Engineer	Silence Liu
Test Site	NS-AC1	Test Date	2021/03/02
Test Mode	3DH5	Test Channel	00
Remark	1. Average measurement was not performed if peak level lower than average limit. 2. Other frequency was 20dB below limit line within 1-18GHz, there is not show in the report.		

Mark	Frequency (MHz)	Reading Level (dBμV)	Factor (dB)	Measure Level (dBμV/m)	Limit (dBμV/m)	Margin (dB)	Detector	Polarization
	4357.5	39.0	1.5	40.5	74.0	-33.5	Peak	Horizontal
	4808.0	46.7	3.3	50.0	74.0	-24.0	Peak	Horizontal
*	6720.5	37.1	7.6	44.7	74.0	-29.3	Peak	Horizontal
*	7205.0	40.1	10.4	50.5	74.0	-23.5	Peak	Horizontal
	4289.5	38.5	1.7	40.2	74.0	-33.8	Peak	Vertical
	4808.0	45.0	3.3	48.3	74.0	-25.7	Peak	Vertical
*	5879.0	37.2	4.8	42.0	74.0	-32.0	Peak	Vertical
*	7205.0	42.5	10.4	52.9	74.0	-21.1	Peak	Vertical

Note 1: “*” means test frequency didn't fall into restricted band.

Note 2: Measure Level (dBμV/m) = Reading Level (dBμV) + Factor (dB)

Factor (dB) = Cable Loss (dB) + Antenna Factor (dB/m) - Pre_Amplifier Gain (dB)

Product	Multimedia Speaker	Test Engineer	Silence Liu
Test Site	NS-AC1	Test Date	2021/03/02
Test Mode	3DH5	Test Channel	39
Remark	1. Average measurement was not performed if peak level lower than average limit. 2. Other frequency was 20dB below limit line within 1-18GHz, there is not show in the report.		

Mark	Frequency (MHz)	Reading Level (dBμV)	Factor (dB)	Measure Level (dBμV/m)	Limit (dBμV/m)	Margin (dB)	Detector	Polarization
	4884.5	46.6	3.1	49.7	74.0	-24.3	Peak	Horizontal
	7324.0	39.8	10.4	50.2	74.0	-23.8	Peak	Horizontal
*	9831.5	35.0	13.9	48.9	74.0	-25.1	Peak	Horizontal
*	12968.0	31.8	16.4	48.2	74.0	-25.8	Peak	Horizontal
	4884.5	45.8	3.1	48.9	74.0	-25.1	Peak	Vertical
	7324.0	42.4	10.4	52.8	74.0	-21.2	Peak	Vertical
*	7902.0	35.7	11.0	46.7	74.0	-27.3	Peak	Vertical
*	8709.5	34.8	12.5	47.3	74.0	-26.7	Peak	Vertical

Note 1: “*” means test frequency didn't fall into restricted band.

Note 2: Measure Level (dBμV/m) = Reading Level (dBμV) + Factor (dB)

Factor (dB) = Cable Loss (dB) + Antenna Factor (dB/m) - Pre_Amplifier Gain (dB)

Product	Multimedia Speaker	Test Engineer	Silence Liu
Test Site	NS-AC1	Test Date	2021/03/02
Test Mode	3DH5	Test Channel	78
Remark	1. Average measurement was not performed if peak level lower than average limit. 2. Other frequency was 20dB below limit line within 1-18GHz, there is not show in the report.		

Mark	Frequency (MHz)	Reading Level (dBμV)	Factor (dB)	Measure Level (dBμV/m)	Limit (dBμV/m)	Margin (dB)	Detector	Polarization
	3720.0	43.8	-0.1	43.7	74.0	-30.3	Peak	Horizontal
	4961.0	47.2	3.1	50.3	74.0	-23.7	Peak	Horizontal
*	7035.0	36.2	9.7	45.9	74.0	-28.1	Peak	Horizontal
*	7910.5	36.5	10.9	47.4	74.0	-26.6	Peak	Horizontal
	4961.0	45.5	3.1	48.6	74.0	-25.4	Peak	Vertical
	7443.0	40.4	10.8	51.2	74.0	-22.8	Peak	Vertical
*	8871.0	35.4	12.4	47.8	74.0	-26.2	Peak	Vertical
*	10180.0	35.0	14.3	49.3	74.0	-24.7	Peak	Vertical

Note 1: “*” means test frequency didn't fall into restricted band.

Note 2: Measure Level (dBμV/m) = Reading Level (dBμV) + Factor (dB)

Factor (dB) = Cable Loss (dB) + Antenna Factor (dB/m) - Pre_Amplifier Gain (dB)

The Result of Radiated Emission below 1GHz:

Site: NS-AC1	Time: 2021/03/03 - 09:57
Limit: FCC_Part 15.209_RE(3m)	Engineer: Silence Liu
Probe: NS-AC1_VULB9162	Polarity: Horizontal
EUT: Multimedia Speaker	Power: AC 120V/60Hz
Test Mode: Transmit by DH5 at channel 2441MHz	

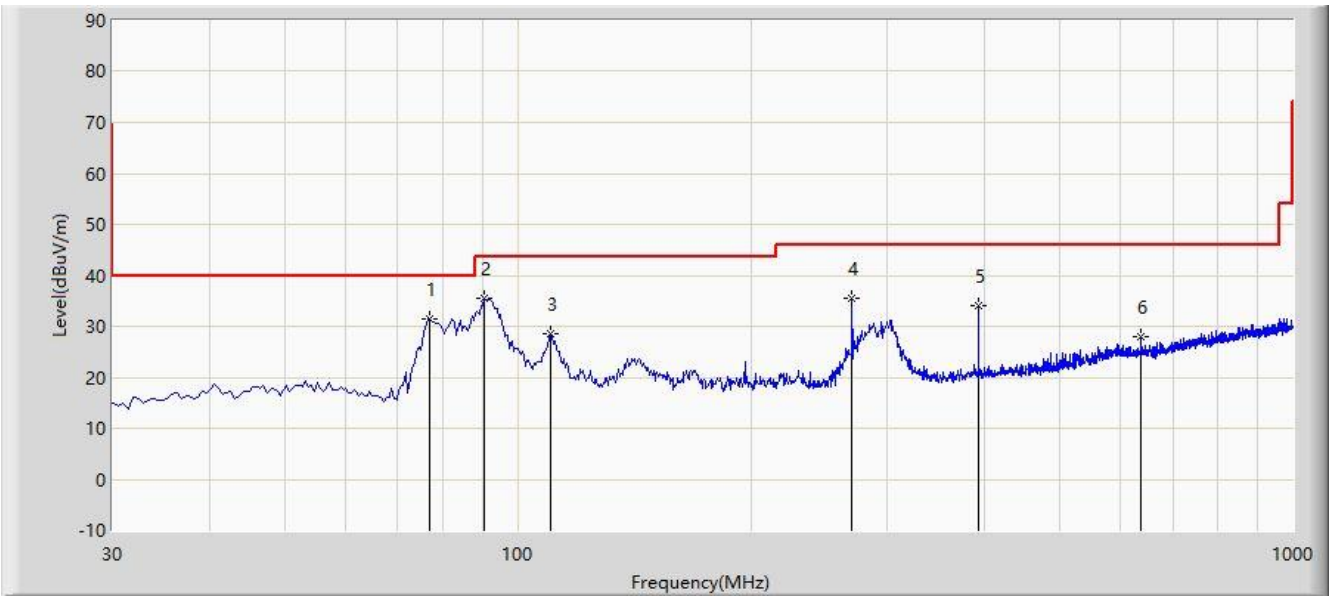

No	Flag	Mark	Frequency (MHz)	Measure Level (dBμV/m)	Reading Level (dBμV)	Margin (dB)	Limit (dBμV/m)	Factor (dB)	Type
1			77.045	31.522	17.670	-8.478	40.000	13.852	PK
2		*	90.625	35.490	19.667	-8.010	43.500	15.824	PK
3			110.510	28.479	10.578	-15.021	43.500	17.901	PK
4			270.075	35.376	16.953	-10.624	46.000	18.422	PK
5			393.265	34.014	12.562	-11.986	46.000	21.451	PK
6			637.705	27.961	2.771	-18.039	46.000	25.190	PK

Note 1: Measure Level (dBμV/m) = Reading Level (dBμV) + Factor (dB)

Factor (dB) = Cable Loss (dB) + Antenna Factor (dB/m)

Note 2: The amplitude of radiated emissions (frequency range from 9kHz to 30MHz and 18GHz to 25GHz) is that proximity to ambient noise, which also are attenuated more than 20 dB below the permissible value. Therefore, the data is not presented in the report.

Site: NS-AC1	Time: 2021/03/03 - 10:00
Limit: FCC_Part 15.209_RE(3m)	Engineer: Silence Liu
Probe: NS-AC1_VULB9162	Polarity: Vertical
EUT: Multimedia Speaker	Power: AC 120V/60Hz
Test Mode: Transmit by DH5 at channel 2441MHz	

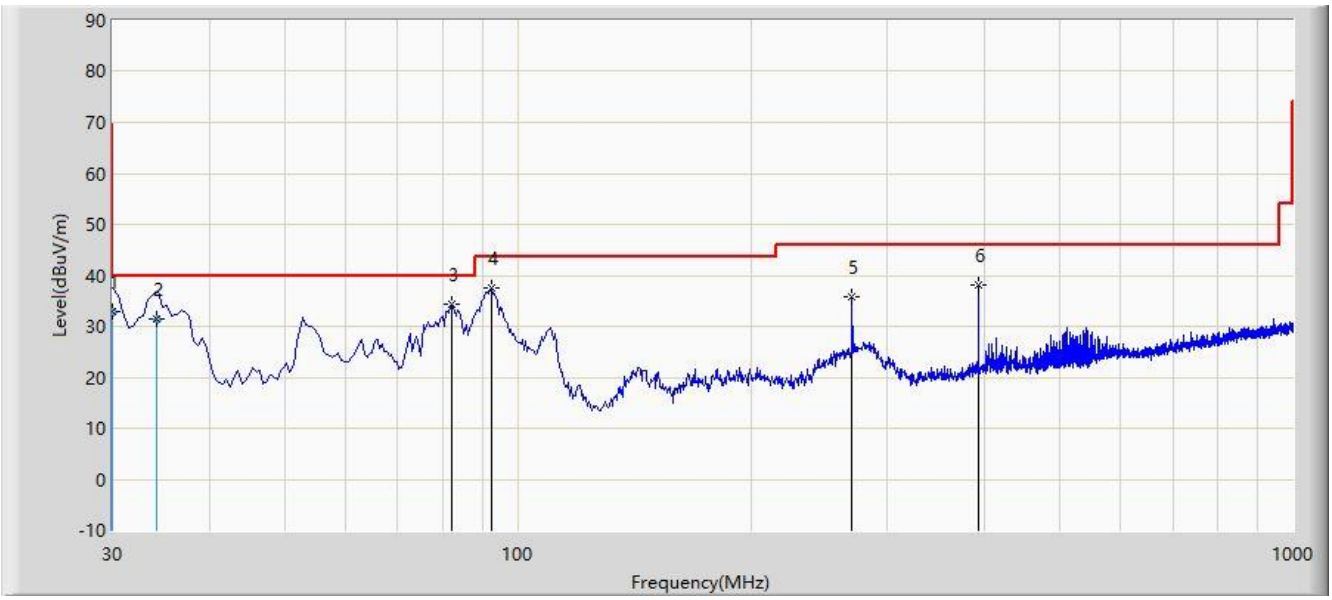

No	Flag	Mark	Frequency (MHz)	Measure Level (dBμV/m)	Reading Level (dBμV)	Margin (dB)	Limit (dBμV/m)	Factor (dB)	Type
1			30.042	32.847	17.300	-7.153	40.000	15.547	QP
2			34.191	31.550	14.900	-8.450	40.000	16.650	QP
3		*	82.380	34.464	20.341	-5.536	40.000	14.123	PK
4			92.565	37.484	21.224	-6.016	43.500	16.261	PK
5			270.075	35.876	17.453	-10.124	46.000	18.422	PK
6			393.265	37.984	16.532	-8.016	46.000	21.451	PK

Note 1: Measure Level (dBμV/m) = Reading Level (dBμV) + Factor (dB)

Factor (dB) = Cable Loss (dB) + Antenna Factor (dB/m)

Note 2: The amplitude of radiated emissions (frequency range from 9kHz to 30MHz and 18GHz to 25GHz) is that proximity to ambient noise, which also are attenuated more than 20 dB below the permissible value. Therefore, the data is not presented in the report.

6.10. Radiated Restricted Band Edge Measurement

6.10.1. Test Limit

For 15.205 requirement:

Radiated emissions which fall in the restricted bands, as defined in Section 15.205(a) of FCC part 15, must also comply with the radiated emission limits specified in Section 15.209(a).

Frequency (MHz)	Frequency (MHz)	Frequency (MHz)	Frequency (GHz)
0.090 - 0.110	16.42 - 16.423	399.9 - 410	4.5 - 5.15
[1] 0.495 - 0.505	16.69475 - 16.69525	608 - 614	5.35 - 5.46
2.1735 - 2.1905	16.80425 - 16.80475	960 - 1240	7.25 - 7.75
4.125 - 4.128	25.5 - 25.67	1300 - 1427	8.025 - 8.5
4.17725 - 4.17775	37.5 - 38.25	1435 - 1626.5	9.0 - 9.2
4.20725 - 4.20775	73 - 74.6	1645.5 - 1646.5	9.3 - 9.5
6.215 - 6.218	74.8 - 75.2	1660 - 1710	10.6 - 12.7
6.26775 - 6.26825	108 - 121.94	1718.8 - 1722.2	13.25 - 13.4
6.31175 - 6.31225	123 - 138	2200 - 2300	14.47 - 14.5
8.291 - 8.294	149.9 - 150.05	2310 – 2390	15.35 - 16.2
8.362 - 8.366	156.52475 - 156.52525	2483.5 - 2500	17.7 - 21.4
8.37625 - 8.38675	156.7 - 156.9	2690 - 2900	22.01 - 23.12
8.41425 - 8.41475	162.0125 - 167.17	3260 - 3267	23.6 - 24.0
12.29 - 12.293	167.72 - 173.2	3332 - 3339	31.2 - 31.8
12.51975 - 12.52025	240 - 285	3345.8 - 3358	36.43 - 36.5
12.57675 - 12.57725	322 - 335.4	3600 - 4400	([2])
13.36 - 13.41	--	--	--

All out of band emissions appearing in a restricted band as specified in Section 15.205 of the Title 47 CFR must not exceed the limits shown in Table per Section 15.209.

FCC Part 15 Subpart C Paragraph 15.209		
Frequency (MHz)	Field Strength (μV/m)	Measured Distance (m)
0.009 - 0.490	2400/F (kHz)	300
0.490 - 1.705	24000/F (kHz)	30
1.705 - 30	30	30
30 - 88	100	3
88 - 216	150	3
216 - 960	200	3
Above 960	500	3

6.10.2.Test Procedure Used

ANSI C63.10-2013 - Section 6.3 & 6.6 & 6.10

6.10.3.Test Setting

Peak Field Strength Measurements

1. Analyzer center frequency was set to the frequency of the radiated spurious emission of interest
2. RBW = 1MHz
3. VBW = 3MHz
4. Detector = Peak
5. Sweep time = Auto couple
6. Trace mode = Max hold
7. Trace was allowed to stabilize

Average Measurements above 1GHz (Method VB)

1. Analyzer center frequency was set to the frequency of the radiated spurious emission of interest
2. RBW = 1MHz
3. VBW; If the EUT is configured to transmit with duty cycle ≥ 98%, set VBW = 10Hz
4. If the EUT duty cycle is < 98%, set VBW ≥ 1/T. T is the minimum transmission duration
5. Detector = Peak
6. Sweep time = Auto
7. Trace mode = Max hold
8. Trace was allowed to stabilize

6.10.4.Test Setup

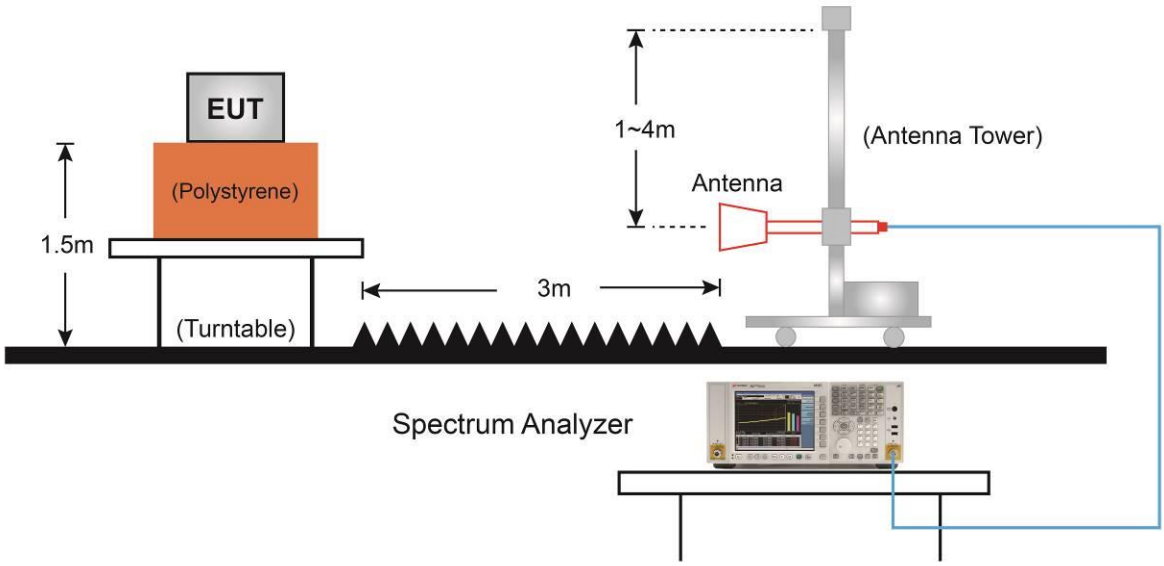

6.10.5.Test Result

Site: NS-AC1	Time: 2021/03/02 - 18:05
Limit: FCC_Part 15.209_RE(3m)	Engineer: Silence Liu
Probe: BBHA9120D_1-18GHz	Polarity: Horizontal
EUT: Multimedia Speaker	Power: AC 120V/60Hz
Test Mode: Transmit by DH5 at channel 2402MHz	

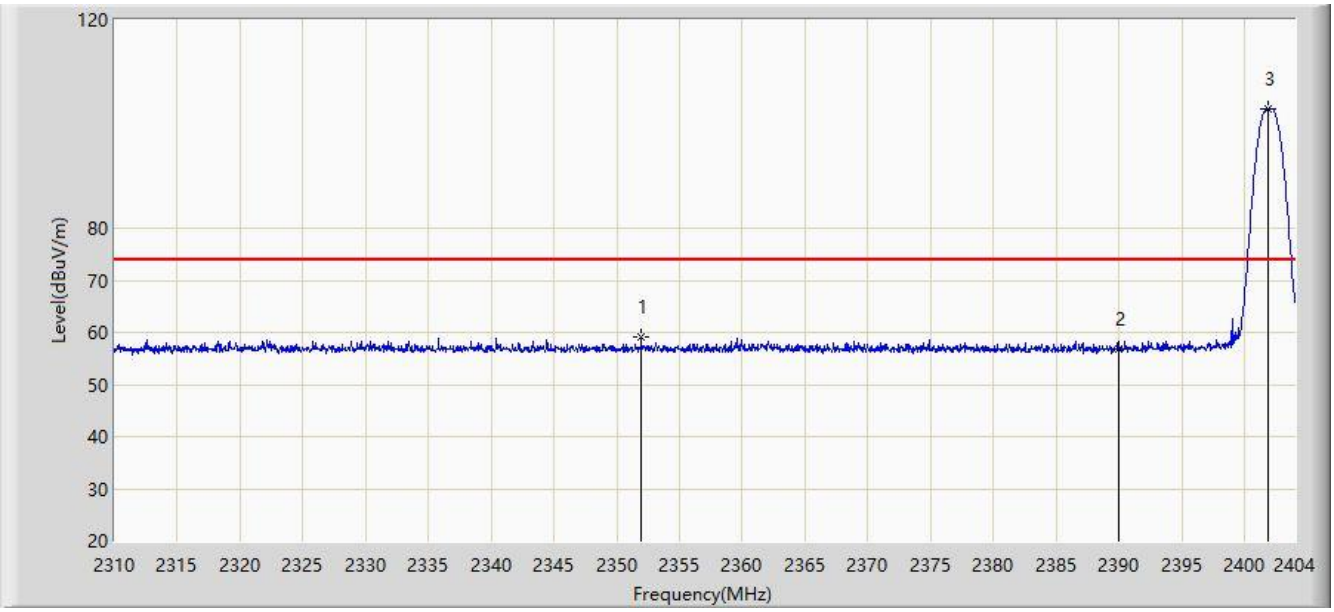

No	Flag	Mark	Frequency (MHz)	Measure Level (dBμV/m)	Reading Level (dBμV)	Margin (dB)	Limit (dBμV/m)	Factor (dB)	Type
1			2351.924	59.205	28.226	-14.795	74.000	30.980	PK
2			2390.000	56.833	25.943	-17.167	74.000	30.890	PK
3		*	2401.838	102.947	72.058	N/A	N/A	30.889	PK

Note: Measure Level (dBμV/m) = Reading Level (dBμV) + Factor (dB)

Factor (dB) = Cable Loss (dB) + Antenna Factor (dB/m).

Site: NS-AC1	Time: 2021/03/02 - 18:10
Limit: FCC_Part 15.209_RE(3m)	Engineer: Silence Liu
Probe: BBHA9120D_1-18GHz	Polarity: Horizontal
EUT: Multimedia Speaker	Power: AC 120V/60Hz
Test Mode: Transmit by DH5 at channel 2402MHz	

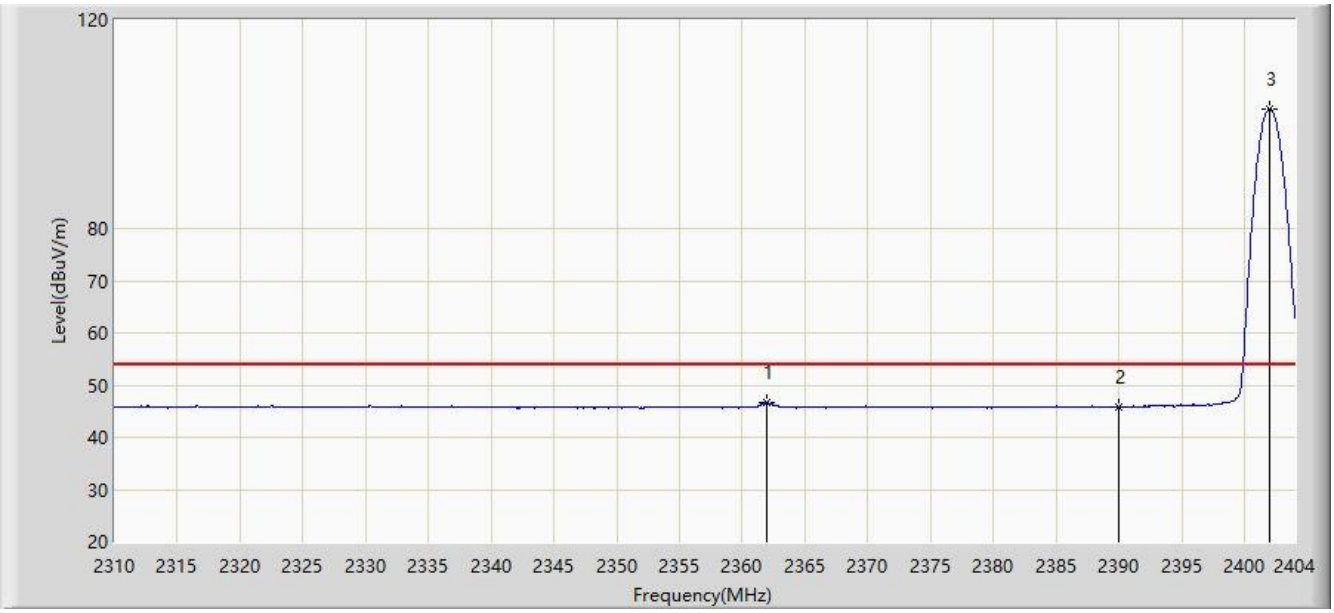

No	Flag	Mark	Frequency (MHz)	Measure Level (dBμV/m)	Reading Level (dBμV)	Margin (dB)	Limit (dBμV/m)	Factor (dB)	Type
1			2361.982	46.611	15.660	-7.389	54.000	30.951	AV
2			2390.000	45.810	14.920	-8.190	54.000	30.890	AV
3		*	2402.026	102.850	71.961	N/A	N/A	30.889	AV

Note: Measure Level (dBμV/m) = Reading Level (dBμV) + Factor (dB)

Factor (dB) = Cable Loss (dB) + Antenna Factor (dB/m).

Site: NS-AC1	Time: 2021/03/02 - 18:11
Limit: FCC_Part 15.209_RE(3m)	Engineer: Silence Liu
Probe: BBHA9120D_1-18GHz	Polarity: Vertical
EUT: Multimedia Speaker	Power: AC 120V/60Hz
Test Mode: Transmit by DH5 at channel 2402MHz	

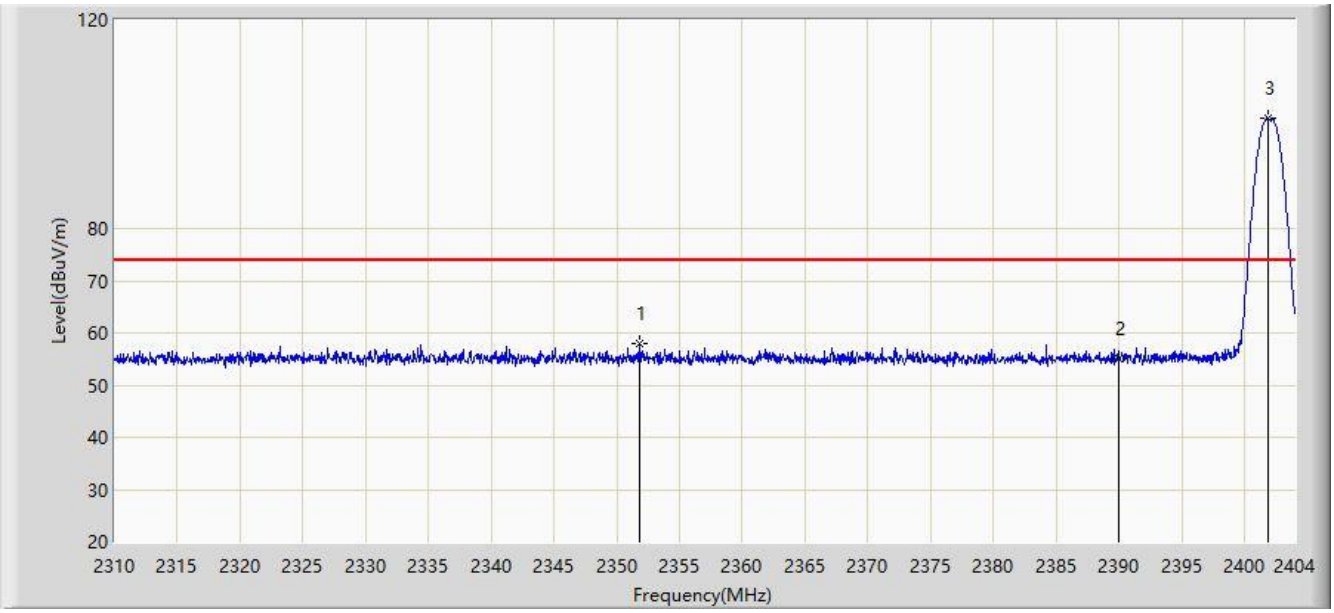

No	Flag	Mark	Frequency (MHz)	Measure Level (dBμV/m)	Reading Level (dBμV)	Margin (dB)	Limit (dBμV/m)	Factor (dB)	Type
1			2351.783	58.010	27.030	-15.990	74.000	30.980	PK
2			2390.000	55.126	24.236	-18.874	74.000	30.890	PK
3		*	2401.838	101.044	70.155	N/A	N/A	30.889	PK

Note: Measure Level (dBμV/m) = Reading Level (dBμV) + Factor (dB)

Factor (dB) = Cable Loss (dB) + Antenna Factor (dB/m)

Site: NS-AC1	Time: 2021/03/02 - 18:15
Limit: FCC_Part 15.209_RE(3m)	Engineer: Silence Liu
Probe: BBHA9120D_1-18GHz	Polarity: Vertical
EUT: Multimedia Speaker	Power: AC 120V/60Hz
Test Mode: Transmit by DH5 at channel 2402MHz	

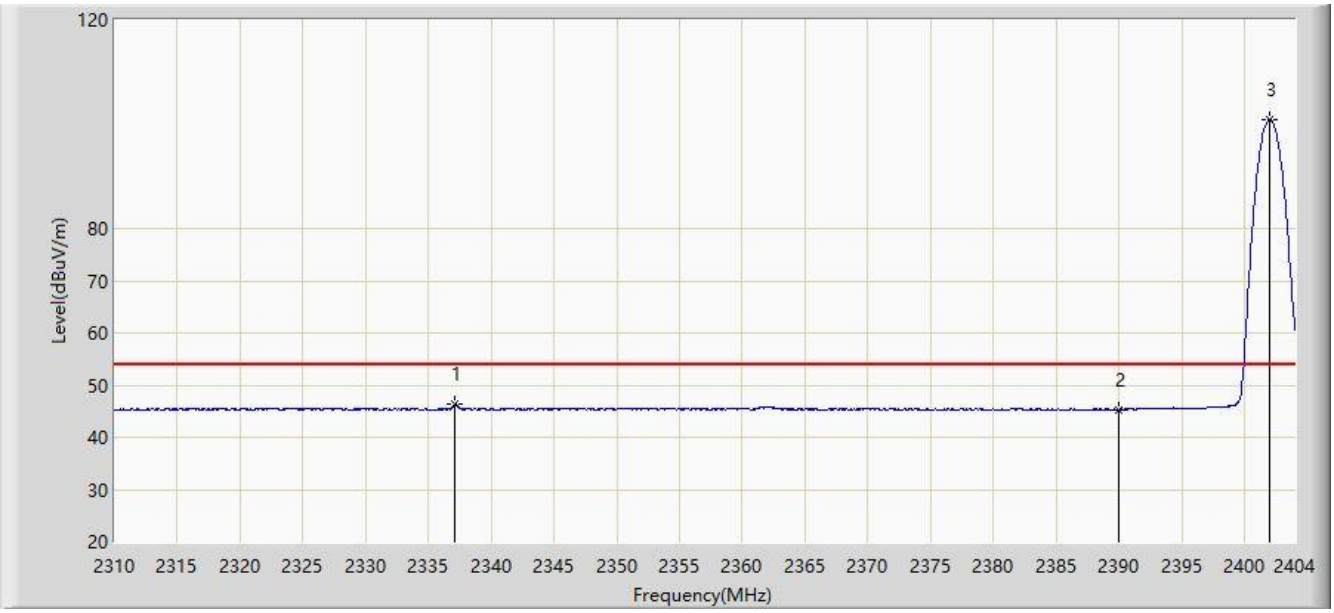

No	Flag	Mark	Frequency (MHz)	Measure Level (dBμV/m)	Reading Level (dBμV)	Margin (dB)	Limit (dBμV/m)	Factor (dB)	Type
1			2337.119	46.457	15.423	-7.543	54.000	31.034	AV
2			2390.000	45.342	14.452	-8.658	54.000	30.890	AV
3		*	2402.026	100.864	69.975	N/A	N/A	30.889	AV

Note: Measure Level (dBμV/m) = Reading Level (dBμV) + Factor (dB)

Factor (dB) = Cable Loss (dB) + Antenna Factor (dB/m).

Site: NS-AC1	Time: 2021/03/02 - 18:17
Limit: FCC_Part 15.209_RE(3m)	Engineer: Silence Liu
Probe: BBHA9120D_1-18GHz	Polarity: Horizontal
EUT: Multimedia Speaker	Power: AC 120V/60Hz
Test Mode: Transmit by DH5 at channel 2480MHz	

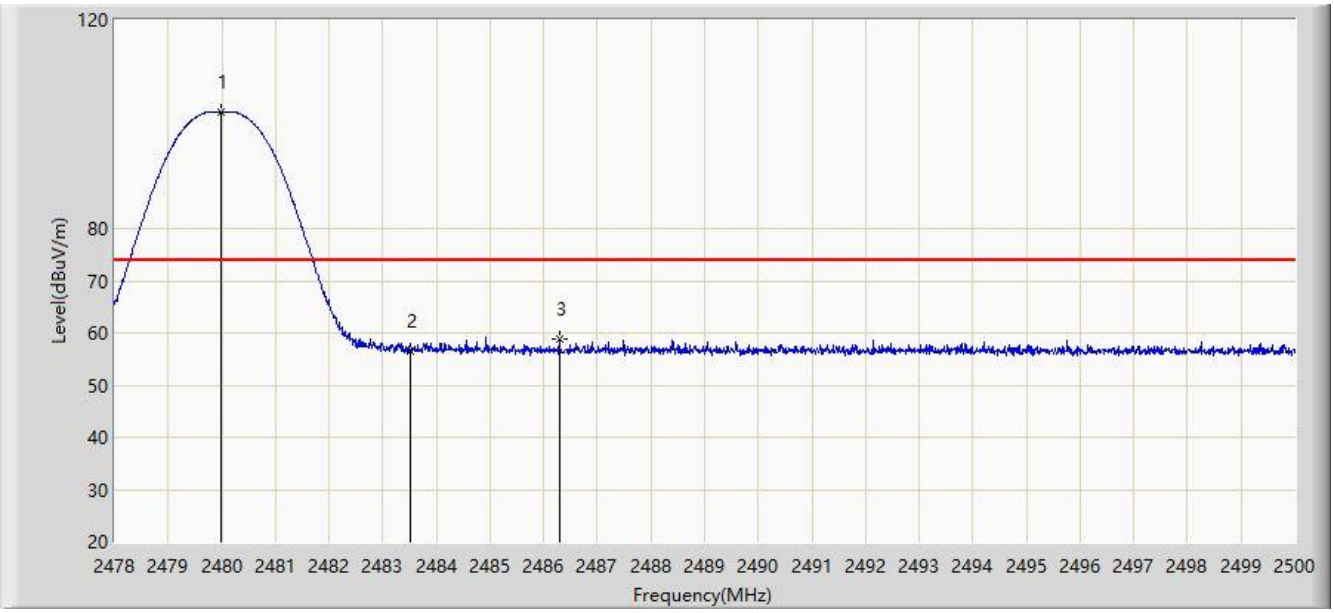

No	Flag	Mark	Frequency (MHz)	Measure Level (dBµV/m)	Reading Level (dBµV)	Margin (dB)	Limit (dBµV/m)	Factor (dB)	Type
1		*	2479.991	102.327	71.456	N/A	N/A	30.871	PK
2			2483.500	56.539	25.674	-17.461	74.000	30.865	PK
3			2486.294	58.783	27.923	-15.217	74.000	30.860	PK

Note: Measure Level (dBµV/m) = Reading Level (dBµV) + Factor (dB)

Factor (dB) = Cable Loss (dB) + Antenna Factor (dB/m).

Site: NS-AC1	Time: 2021/03/02 - 18:20
Limit: FCC_Part 15.209_RE(3m)	Engineer: Silence Liu
Probe: BBHA9120D_1-18GHz	Polarity: Horizontal
EUT: Multimedia Speaker	Power: AC 120V/60Hz
Test Mode: Transmit by DH5 at channel 2480MHz	

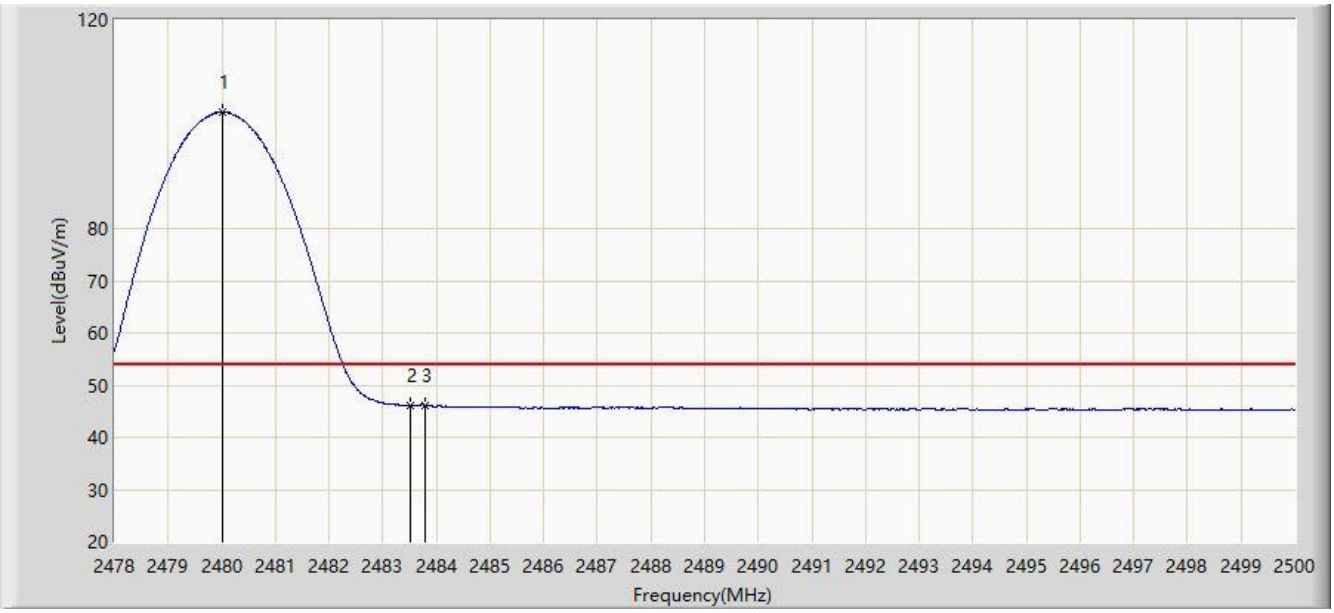

No	Flag	Mark	Frequency (MHz)	Measure Level (dBµV/m)	Reading Level (dBµV)	Margin (dB)	Limit (dBµV/m)	Factor (dB)	Type
1		*	2480.013	102.269	71.398	N/A	N/A	30.871	AV
2			2483.500	46.102	15.237	-7.898	54.000	30.865	AV
3			2483.786	46.223	15.359	-7.777	54.000	30.864	AV

Note: Measure Level (dBµV/m) = Reading Level (dBµV) + Factor (dB)

Factor (dB) = Cable Loss (dB) + Antenna Factor (dB/m)

Site: NS-AC1	Time: 2021/03/02 - 18:21
Limit: FCC_Part 15.209_RE(3m)	Engineer: Silence Liu
Probe: BBHA9120D_1-18GHz	Polarity: Vertical
EUT: Multimedia Speaker	Power: AC 120V/60Hz
Test Mode: Transmit by DH5 at channel 2480MHz	

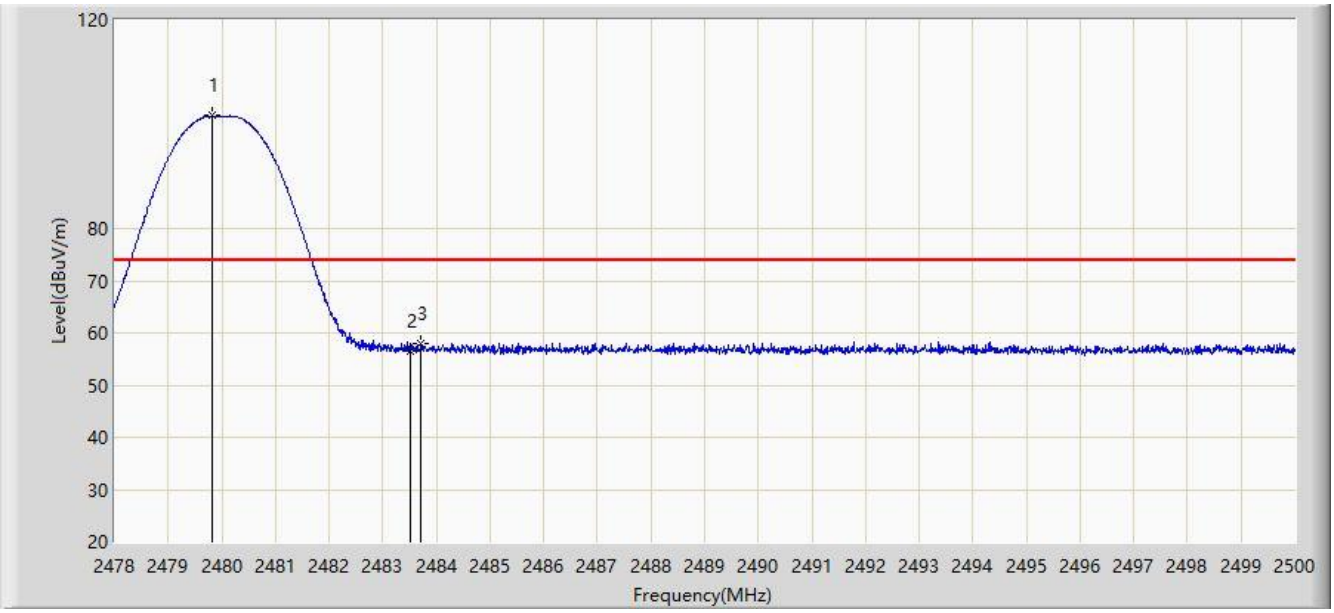

No	Flag	Mark	Frequency (MHz)	Measure Level (dBµV/m)	Reading Level (dBµV)	Margin (dB)	Limit (dBµV/m)	Factor (dB)	Type
1		*	2479.826	101.599	70.728	N/A	N/A	30.871	PK
2			2483.500	56.506	25.641	-17.494	74.000	30.865	PK
3			2483.709	58.108	27.244	-15.892	74.000	30.864	PK

Note: Measure Level (dBµV/m) = Reading Level (dBµV) + Factor (dB)

Factor (dB) = Cable Loss (dB) + Antenna Factor (dB/m)

Site: NS-AC1	Time: 2021/03/02 - 18:24
Limit: FCC_Part 15.209_RE(3m)	Engineer: Silence Liu
Probe: BBHA9120D_1-18GHz	Polarity: Vertical
EUT: Multimedia Speaker	Power: AC 120V/60Hz
Test Mode: Transmit by DH5 at channel 2480MHz	

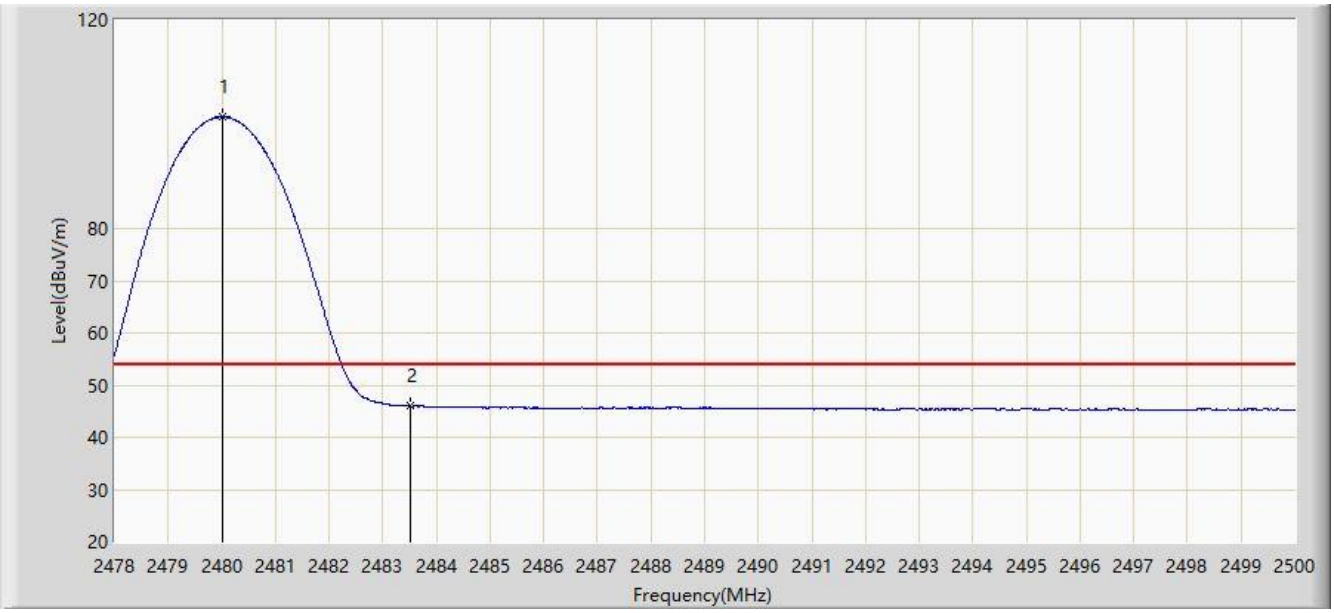

No	Flag	Mark	Frequency (MHz)	Measure Level (dBµV/m)	Reading Level (dBµV)	Margin (dB)	Limit (dBµV/m)	Factor (dB)	Type
1		*	2480.002	101.355	70.484	N/A	N/A	30.871	AV
2			2483.500	45.994	15.129	-8.006	54.000	30.865	AV

Note: Measure Level (dBµV/m) = Reading Level (dBµV) + Factor (dB)

Factor (dB) = Cable Loss (dB) + Antenna Factor (dB/m)

Site: NS-AC1	Time: 2021/03/02 - 18:24
Limit: FCC_Part 15.209_RE(3m)	Engineer: Silence Liu
Probe: BBHA9120D_1-18GHz	Polarity: Horizontal
EUT: Multimedia Speaker	Power: AC 120V/60Hz
Test Mode: Transmit by 2DH5 at channel 2402MHz	

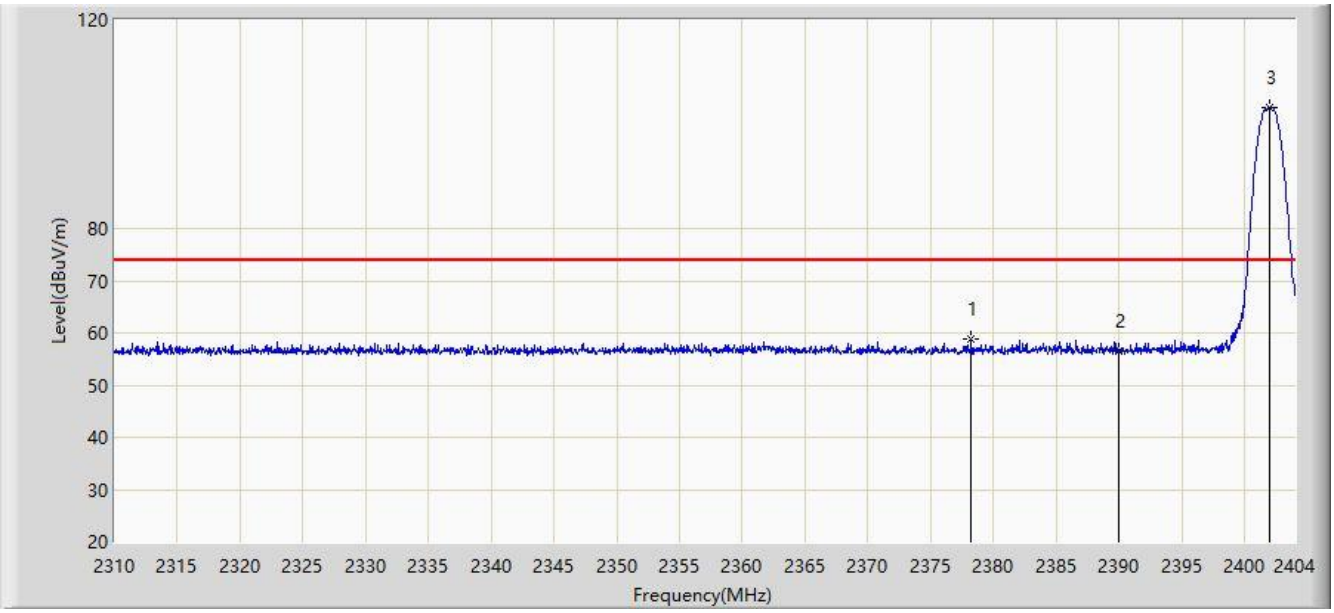

No	Flag	Mark	Frequency (MHz)	Measure Level (dBμV/m)	Reading Level (dBμV)	Margin (dB)	Limit (dBμV/m)	Factor (dB)	Type
1			2378.244	58.947	28.033	-15.053	74.000	30.914	PK
2			2390.000	56.595	25.705	-17.405	74.000	30.890	PK
3		*	2401.979	103.264	72.375	N/A	N/A	30.889	PK

Note: Measure Level (dBμV/m) = Reading Level (dBμV) + Factor (dB)

Factor (dB) = Cable Loss (dB) + Antenna Factor (dB/m)

Site: NS-AC1	Time: 2021/03/02 - 18:30
Limit: FCC_Part 15.209_RE(3m)	Engineer: Silence Liu
Probe: BBHA9120D_1-18GHz	Polarity: Horizontal
EUT: Multimedia Speaker	Power: AC 120V/60Hz
Test Mode: Transmit by 2DH5 at channel 2402MHz	

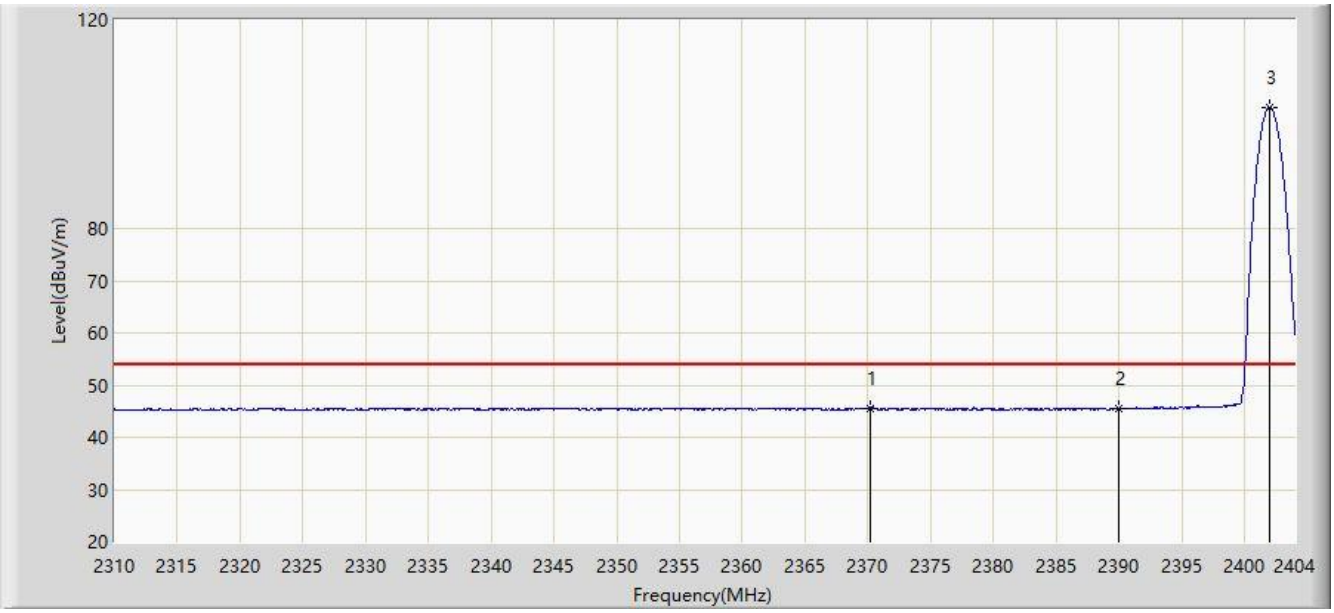

No	Flag	Mark	Frequency (MHz)	Measure Level (dBµV/m)	Reading Level (dBµV)	Margin (dB)	Limit (dBµV/m)	Factor (dB)	Type
1			2370.160	45.627	14.695	-8.373	54.000	30.932	AV
2			2390.000	45.432	14.542	-8.568	54.000	30.890	AV
3		*	2401.979	103.211	72.322	N/A	N/A	30.889	AV

Note: Measure Level (dBµV/m) = Reading Level (dBµV) + Factor (dB)

Factor (dB) = Cable Loss (dB) + Antenna Factor (dB/m)

Site: NS-AC1	Time: 2021/03/02 - 18:30
Limit: FCC_Part 15.209_RE(3m)	Engineer: Silence Liu
Probe: BBHA9120D_1-18GHz	Polarity: Vertical
EUT: Multimedia Speaker	Power: AC 120V/60Hz
Test Mode: Transmit by 2DH5 at channel 2402MHz	

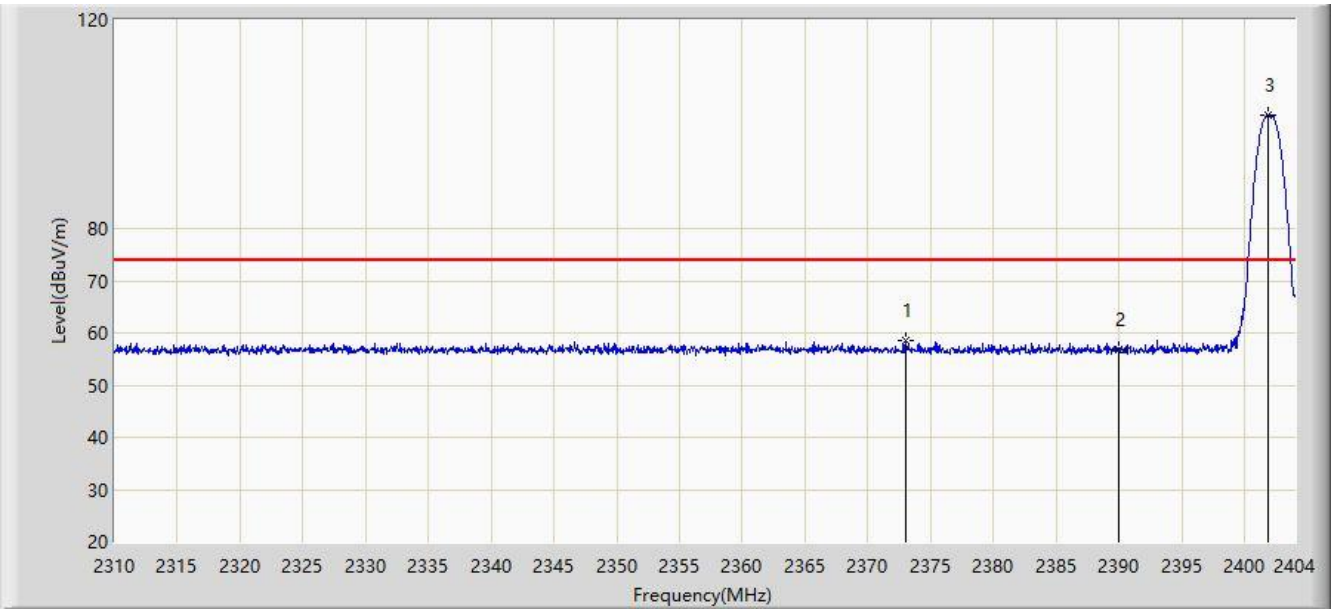

No	Flag	Mark	Frequency (MHz)	Measure Level (dBμV/m)	Reading Level (dBμV)	Margin (dB)	Limit (dBμV/m)	Factor (dB)	Type
1			2372.980	58.614	27.688	-15.386	74.000	30.926	PK
2			2390.000	56.954	26.064	-17.046	74.000	30.890	PK
3		*	2401.838	101.682	70.793	N/A	N/A	30.889	PK

Note: Measure Level (dBμV/m) = Reading Level (dBμV) + Factor (dB)

Factor (dB) = Cable Loss (dB) + Antenna Factor (dB/m)

Site: NS-AC1	Time: 2021/03/02 - 18:33
Limit: FCC_Part 15.209_RE(3m)	Engineer: Silence Liu
Probe: BBHA9120D_1-18GHz	Polarity: Vertical
EUT: Multimedia Speaker	Power: AC 120V/60Hz
Test Mode: Transmit by 2DH5 at channel 2402MHz	

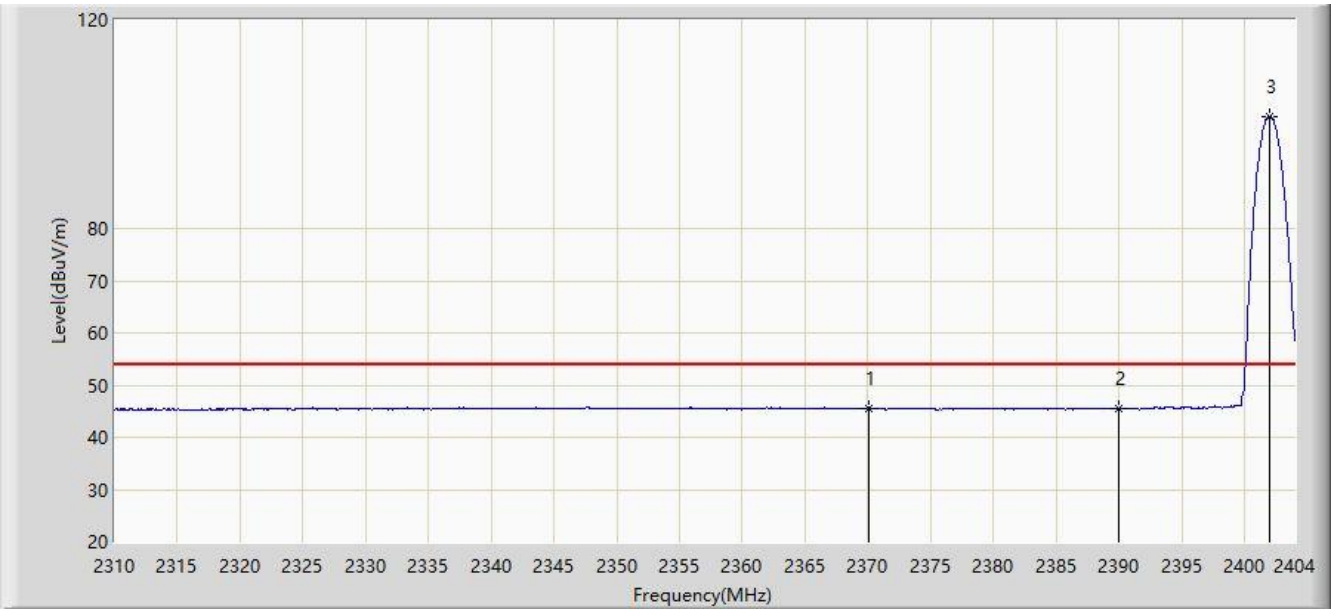

No	Flag	Mark	Frequency (MHz)	Measure Level (dBμV/m)	Reading Level (dBμV)	Margin (dB)	Limit (dBμV/m)	Factor (dB)	Type
1			2370.066	45.596	14.663	-8.404	54.000	30.933	AV
2			2390.000	45.418	14.528	-8.582	54.000	30.890	AV
3		*	2401.979	101.552	70.663	N/A	N/A	30.889	AV

Note: Measure Level (dBμV/m) = Reading Level (dBμV) + Factor (dB)

Factor (dB) = Cable Loss (dB) + Antenna Factor (dB/m)

Site: NS-AC1	Time: 2021/03/02 - 18:34
Limit: FCC_Part 15.209_RE(3m)	Engineer: Silence Liu
Probe: BBHA9120D_1-18GHz	Polarity: Horizontal
EUT: Multimedia Speaker	Power: AC 120V/60Hz
Test Mode: Transmit by 2DH5 at channel 2480MHz	

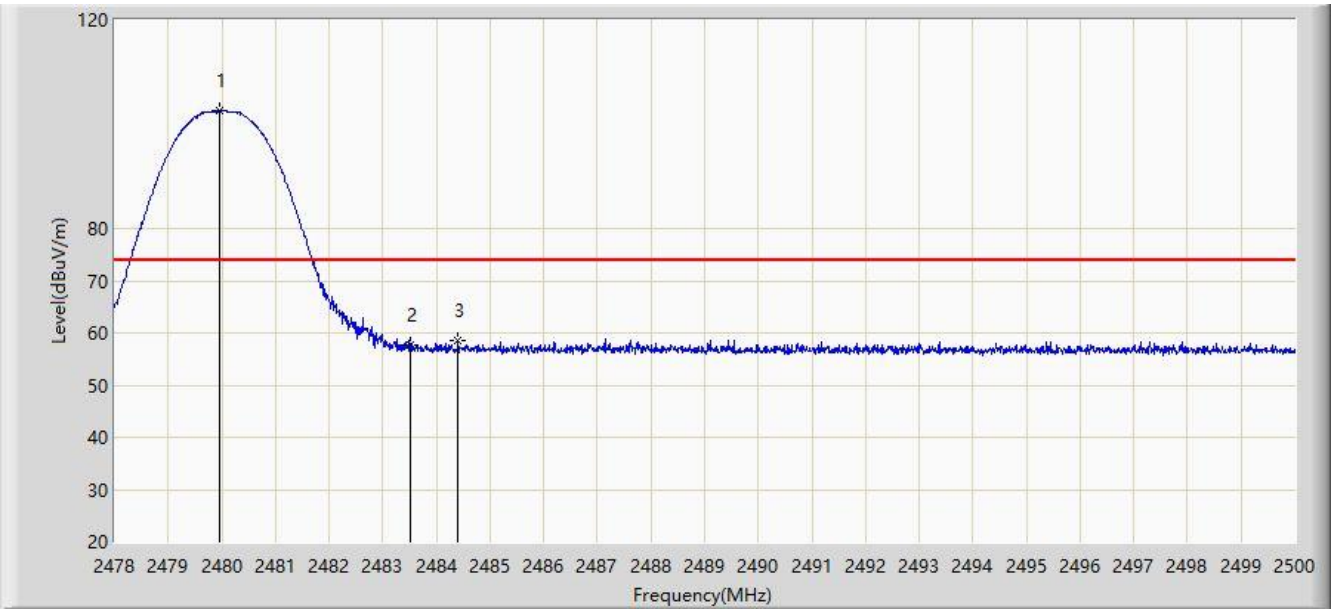

No	Flag	Mark	Frequency (MHz)	Measure Level (dBµV/m)	Reading Level (dBµV)	Margin (dB)	Limit (dBµV/m)	Factor (dB)	Type
1		*	2479.947	102.616	71.745	N/A	N/A	30.871	PK
2			2483.500	57.688	26.823	-16.312	74.000	30.865	PK
3			2484.402	58.478	27.615	-15.522	74.000	30.863	PK

Note: Measure Level (dBµV/m) = Reading Level (dBµV) + Factor (dB)

Factor (dB) = Cable Loss (dB) + Antenna Factor (dB/m)

Site: NS-AC1	Time: 2021/03/02 - 18:37
Limit: FCC_Part 15.209_RE(3m)	Engineer: Silence Liu
Probe: BBHA9120D_1-18GHz	Polarity: Horizontal
EUT: Multimedia Speaker	Power: AC 120V/60Hz
Test Mode: Transmit by 2DH5 at channel 2480MHz	

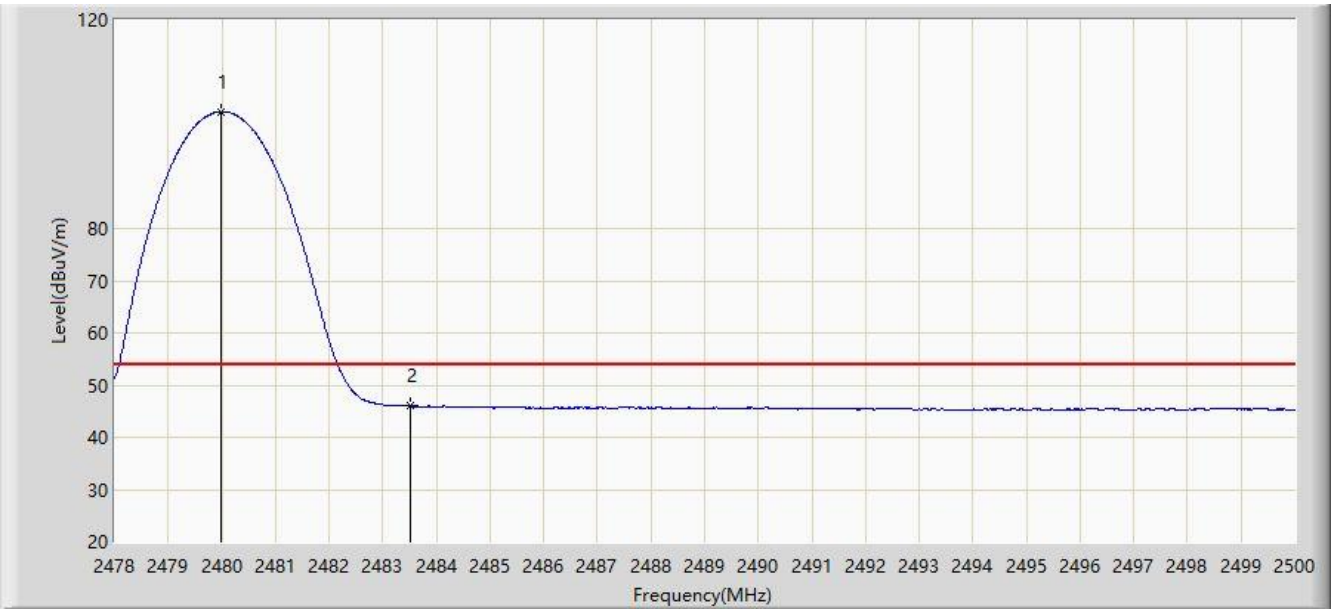

No	Flag	Mark	Frequency (MHz)	Measure Level (dBµV/m)	Reading Level (dBµV)	Margin (dB)	Limit (dBµV/m)	Factor (dB)	Type
1		*	2479.991	102.431	71.560	N/A	N/A	30.871	AV
2			2483.500	46.051	15.186	-7.949	54.000	30.865	AV

Note: Measure Level (dBµV/m) = Reading Level (dBµV) + Factor (dB)

Factor (dB) = Cable Loss (dB) + Antenna Factor (dB/m)

Site: NS-AC1	Time: 2021/03/02 - 18:37
Limit: FCC_Part 15.209_RE(3m)	Engineer: Silence Liu
Probe: BBHA9120D_1-18GHz	Polarity: Vertical
EUT: Multimedia Speaker	Power: AC 120V/60Hz
Test Mode: Transmit by 2DH5 at channel 2480MHz	

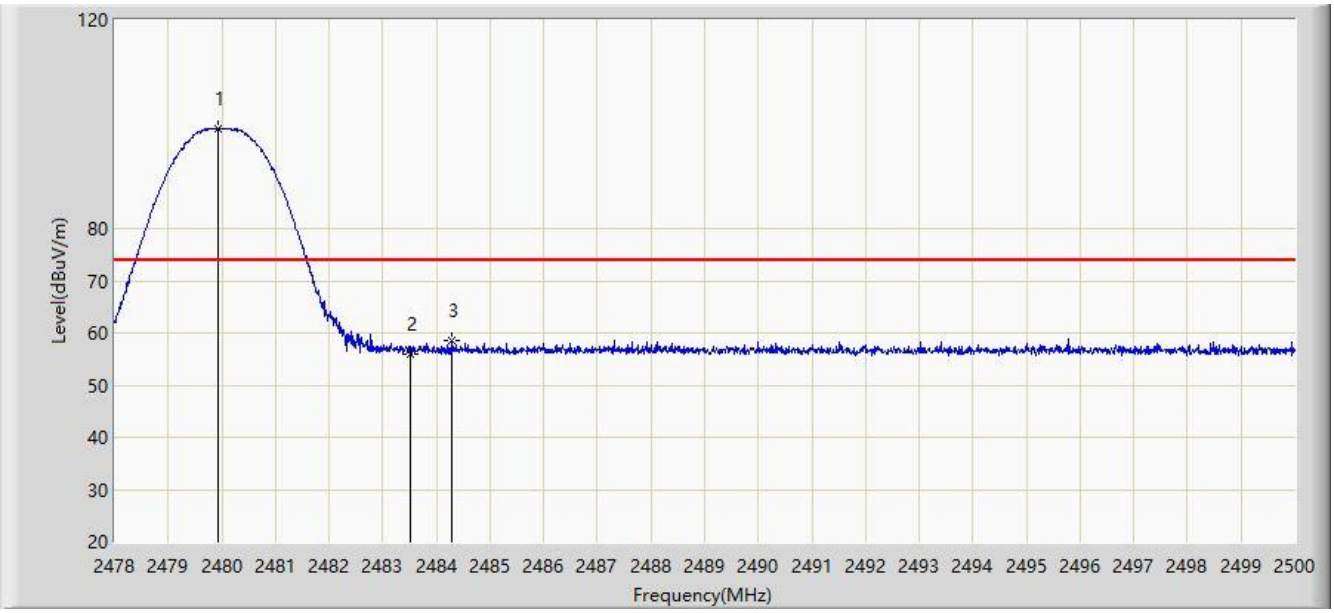

No	Flag	Mark	Frequency (MHz)	Measure Level (dBμV/m)	Reading Level (dBμV)	Margin (dB)	Limit (dBμV/m)	Factor (dB)	Type
1		*	2479.925	99.258	68.387	N/A	N/A	30.871	PK
2			2483.500	56.079	25.214	-17.921	74.000	30.865	PK
3			2484.292	58.430	27.567	-15.570	74.000	30.864	PK

Note: Measure Level (dBμV/m) = Reading Level (dBμV) + Factor (dB)

Factor (dB) = Cable Loss (dB) + Antenna Factor (dB/m)

Site: NS-AC1	Time: 2021/03/02 - 18:40
Limit: FCC_Part 15.209_RE(3m)	Engineer: Silence Liu
Probe: BBHA9120D_1-18GHz	Polarity: Vertical
EUT: Multimedia Speaker	Power: AC 120V/60Hz
Test Mode: Transmit by 2DH5 at channel 2480MHz	

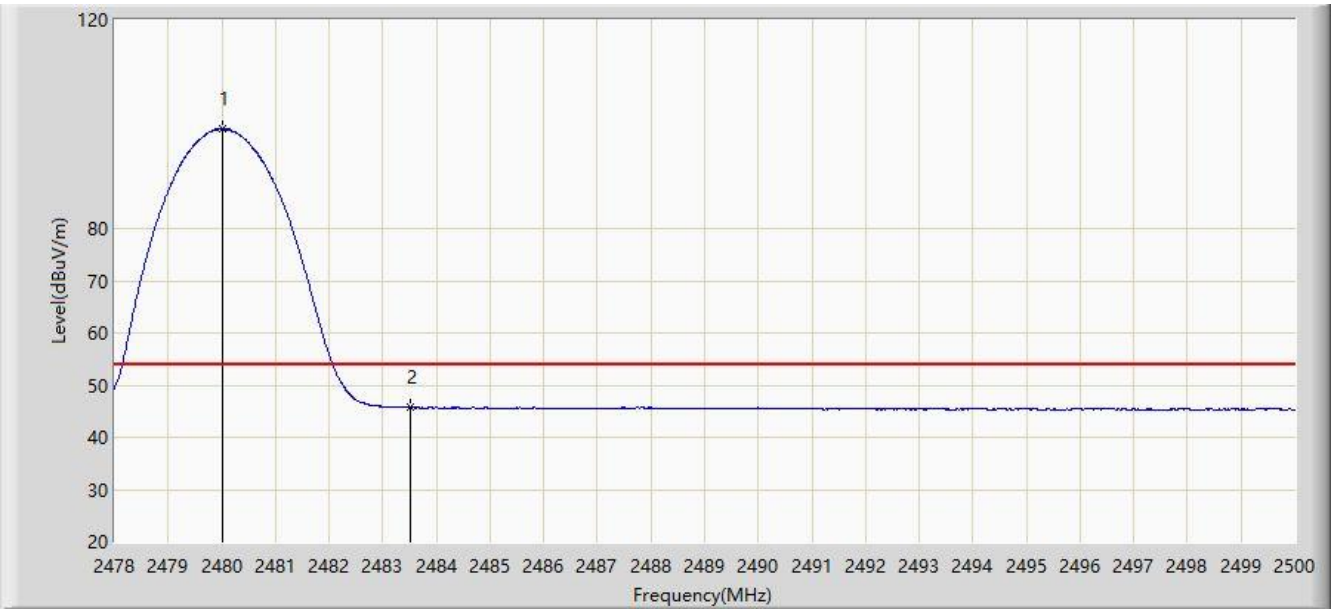

No	Flag	Mark	Frequency (MHz)	Measure Level (dBµV/m)	Reading Level (dBµV)	Margin (dB)	Limit (dBµV/m)	Factor (dB)	Type
1		*	2480.013	99.026	68.155	N/A	N/A	30.871	AV
2			2483.500	45.729	14.864	-8.271	54.000	30.865	AV

Note: Measure Level (dBµV/m) = Reading Level (dBµV) + Factor (dB)

Factor (dB) = Cable Loss (dB) + Antenna Factor (dB/m)

Site: NS-AC1	Time: 2021/03/02 - 18:40
Limit: FCC_Part 15.209_RE(3m)	Engineer: Silence Liu
Probe: BBHA9120D_1-18GHz	Polarity: Horizontal
EUT: Multimedia Speaker	Power: AC 120V/60Hz
Test Mode: Transmit by 3DH5 at channel 2402MHz	

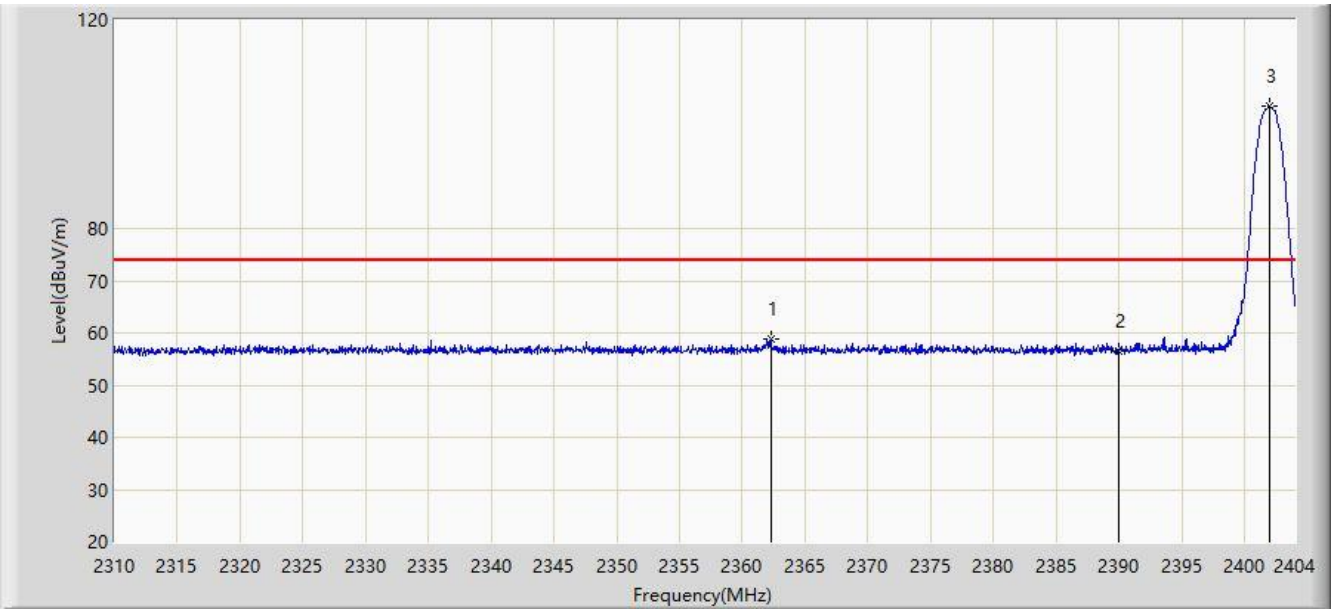

No	Flag	Mark	Frequency (MHz)	Measure Level (dBμV/m)	Reading Level (dBμV)	Margin (dB)	Limit (dBμV/m)	Factor (dB)	Type
1			2362.311	58.839	27.888	-15.161	74.000	30.951	PK
2			2390.000	56.546	25.656	-17.454	74.000	30.890	PK
3		*	2401.979	103.385	72.496	N/A	N/A	30.889	PK

Note: Measure Level (dBμV/m) = Reading Level (dBμV) + Factor (dB)

Factor (dB) = Cable Loss (dB) + Antenna Factor (dB/m)

Site: NS-AC1	Time: 2021/03/02 - 18:44
Limit: FCC_Part 15.209_RE(3m)	Engineer: Silence Liu
Probe: BBHA9120D_1-18GHz	Polarity: Horizontal
EUT: Multimedia Speaker	Power: AC 120V/60Hz
Test Mode: Transmit by 3DH5 at channel 2402MHz	

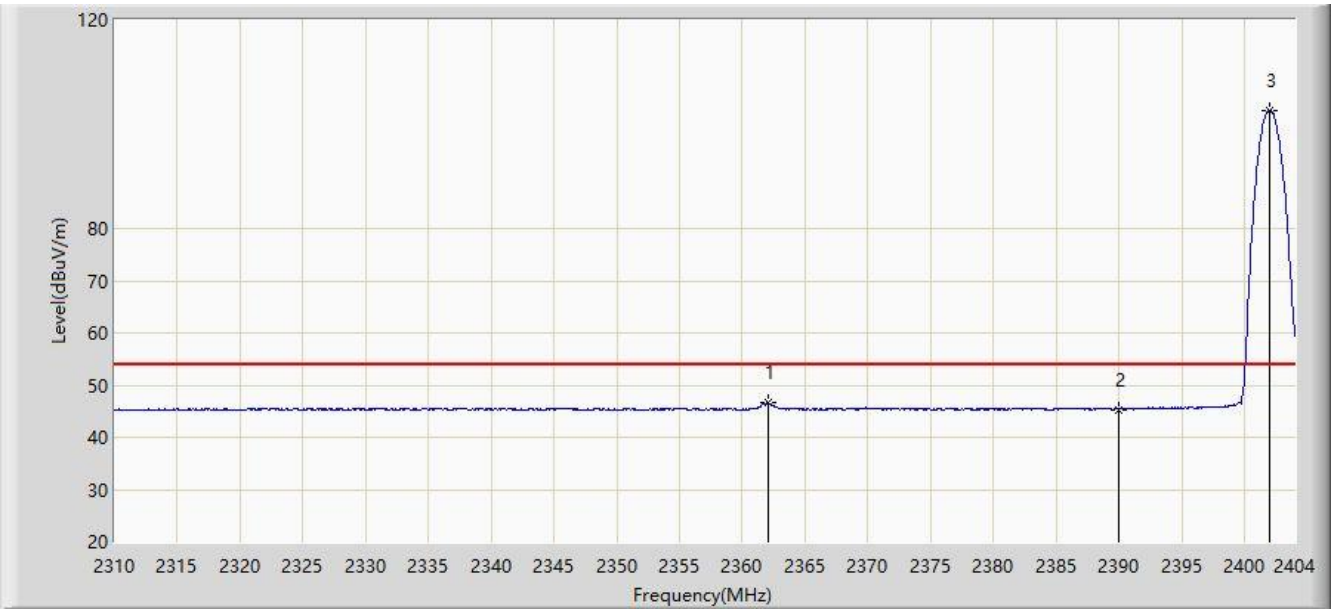

No	Flag	Mark	Frequency (MHz)	Measure Level (dBμV/m)	Reading Level (dBμV)	Margin (dB)	Limit (dBμV/m)	Factor (dB)	Type
1			2362.029	46.553	15.602	-7.447	54.000	30.951	AV
2			2390.000	45.350	14.460	-8.650	54.000	30.890	AV
3		*	2402.026	102.748	71.859	N/A	N/A	30.889	AV

Note: Measure Level (dBμV/m) = Reading Level (dBμV) + Factor (dB)

Factor (dB) = Cable Loss (dB) + Antenna Factor (dB/m)

Site: NS-AC1	Time: 2021/03/02 - 18:45
Limit: FCC_Part 15.209_RE(3m)	Engineer: Silence Liu
Probe: BBHA9120D_1-18GHz	Polarity: Vertical
EUT: Multimedia Speaker	Power: AC 120V/60Hz
Test Mode: Transmit by 3DH5 at channel 2402MHz	

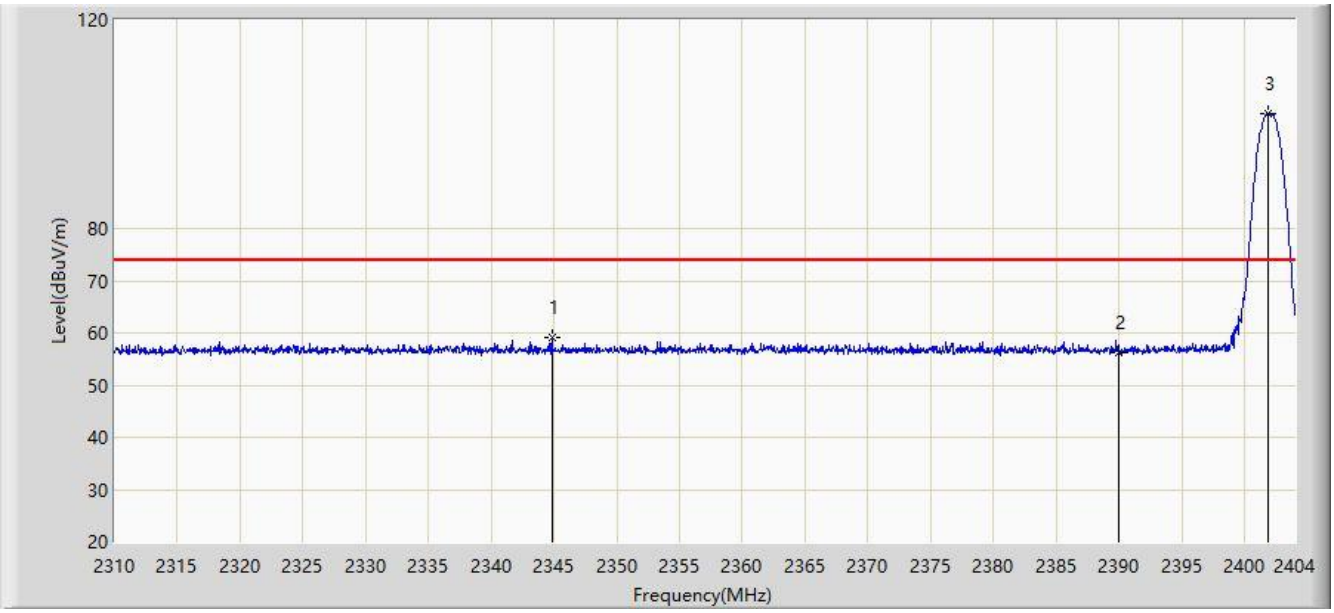

No	Flag	Mark	Frequency (MHz)	Measure Level (dBμV/m)	Reading Level (dBμV)	Margin (dB)	Limit (dBμV/m)	Factor (dB)	Type
1			2344.827	59.166	28.166	-14.834	74.000	31.000	PK
2			2390.000	56.349	25.459	-17.651	74.000	30.890	PK
3		*	2401.838	101.984	71.095	N/A	N/A	30.889	PK

Note: Measure Level (dBμV/m) = Reading Level (dBμV) + Factor (dB)

Factor (dB) = Cable Loss (dB) + Antenna Factor (dB/m)

Site: NS-AC1	Time: 2021/03/02 - 18:47
Limit: FCC_Part 15.209_RE(3m)	Engineer: Silence Liu
Probe: BBHA9120D_1-18GHz	Polarity: Vertical
EUT: Multimedia Speaker	Power: AC 120V/60Hz
Test Mode: Transmit by 3DH5 at channel 2402MHz	

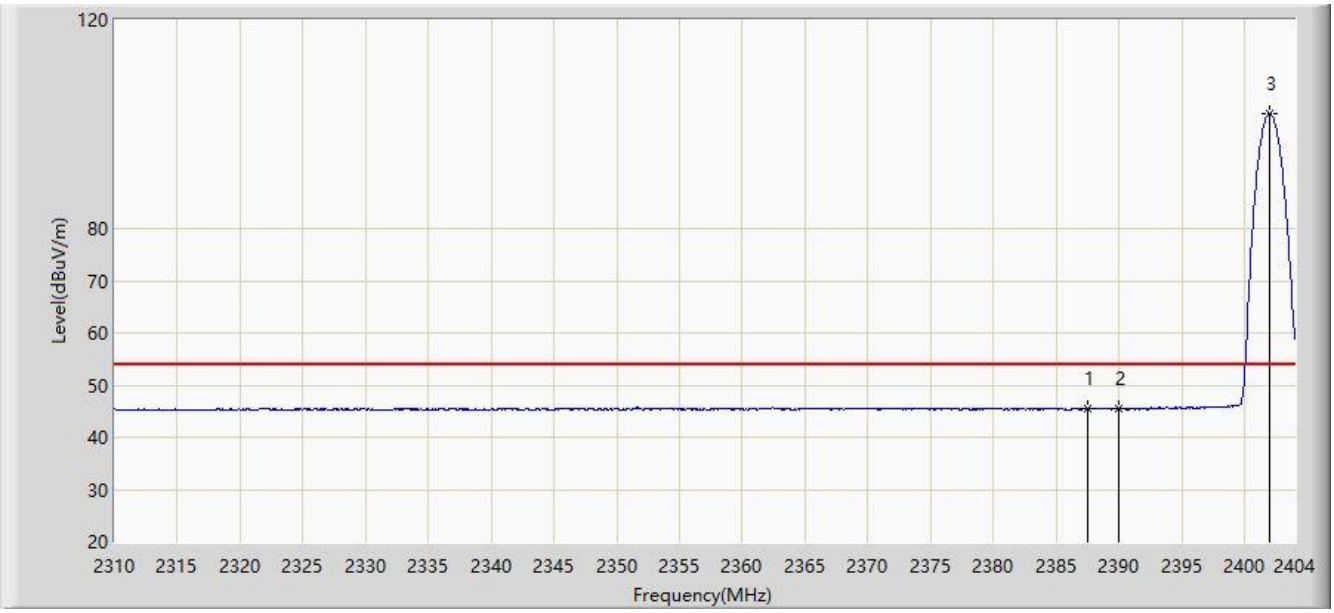

No	Flag	Mark	Frequency (MHz)	Measure Level (dBµV/m)	Reading Level (dBµV)	Margin (dB)	Limit (dBµV/m)	Factor (dB)	Type
1			2387.550	45.605	14.710	-8.395	54.000	30.896	AV
2			2390.000	45.411	14.521	-8.589	54.000	30.890	AV
3		*	2401.979	101.943	71.054	N/A	N/A	30.889	AV

Note: Measure Level (dBµV/m) = Reading Level (dBµV) + Factor (dB)

Factor (dB) = Cable Loss (dB) + Antenna Factor (dB/m)

Site: NS-AC1	Time: 2021/03/02 - 18:48
Limit: FCC_Part 15.209_RE(3m)	Engineer: Silence Liu
Probe: BBHA9120D_1-18GHz	Polarity: Horizontal
EUT: Multimedia Speaker	Power: AC 120V/60Hz
Test Mode: Transmit by 3DH5 at channel 2480MHz	

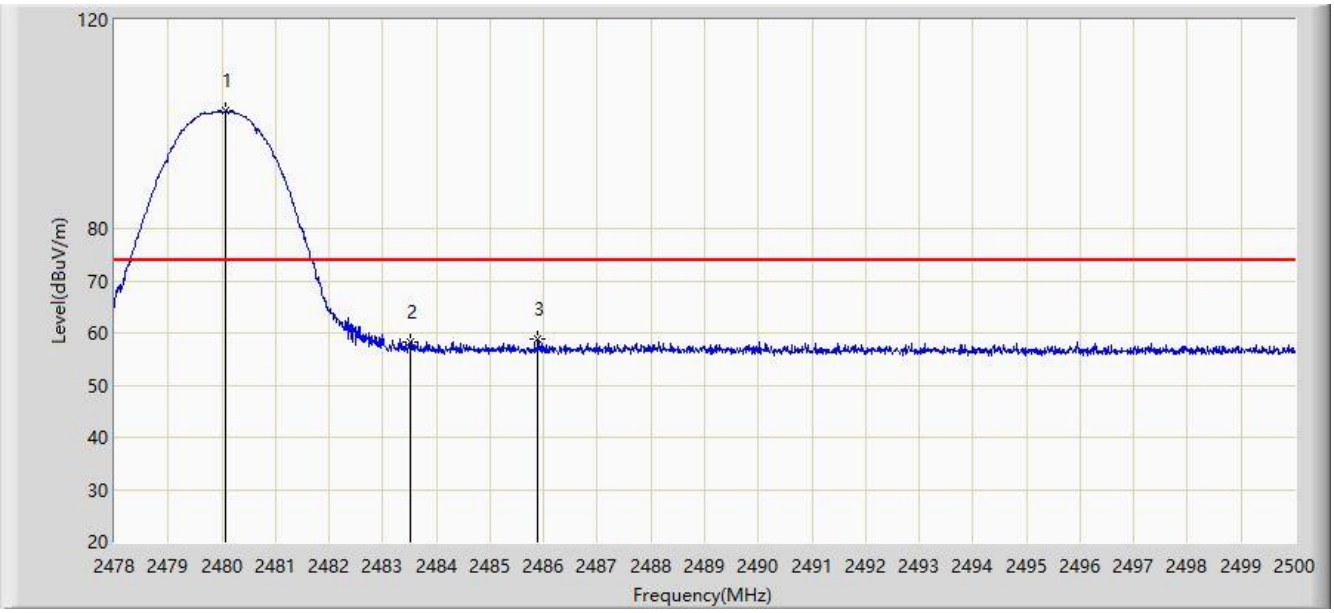

No	Flag	Mark	Frequency (MHz)	Measure Level (dBµV/m)	Reading Level (dBµV)	Margin (dB)	Limit (dBµV/m)	Factor (dB)	Type
1		*	2480.079	102.507	71.637	N/A	N/A	30.871	PK
2			2483.500	58.166	27.301	-15.834	74.000	30.865	PK
3			2485.898	58.720	27.860	-15.280	74.000	30.860	PK

Note: Measure Level (dBµV/m) = Reading Level (dBµV) + Factor (dB)

Factor (dB) = Cable Loss (dB) + Antenna Factor (dB/m)

Site: NS-AC1	Time: 2021/03/02 - 18:51
Limit: FCC_Part 15.209_RE(3m)	Engineer: Silence Liu
Probe: BBHA9120D_1-18GHz	Polarity: Horizontal
EUT: Multimedia Speaker	Power: AC 120V/60Hz
Test Mode: Transmit by 3DH5 at channel 2480MHz	

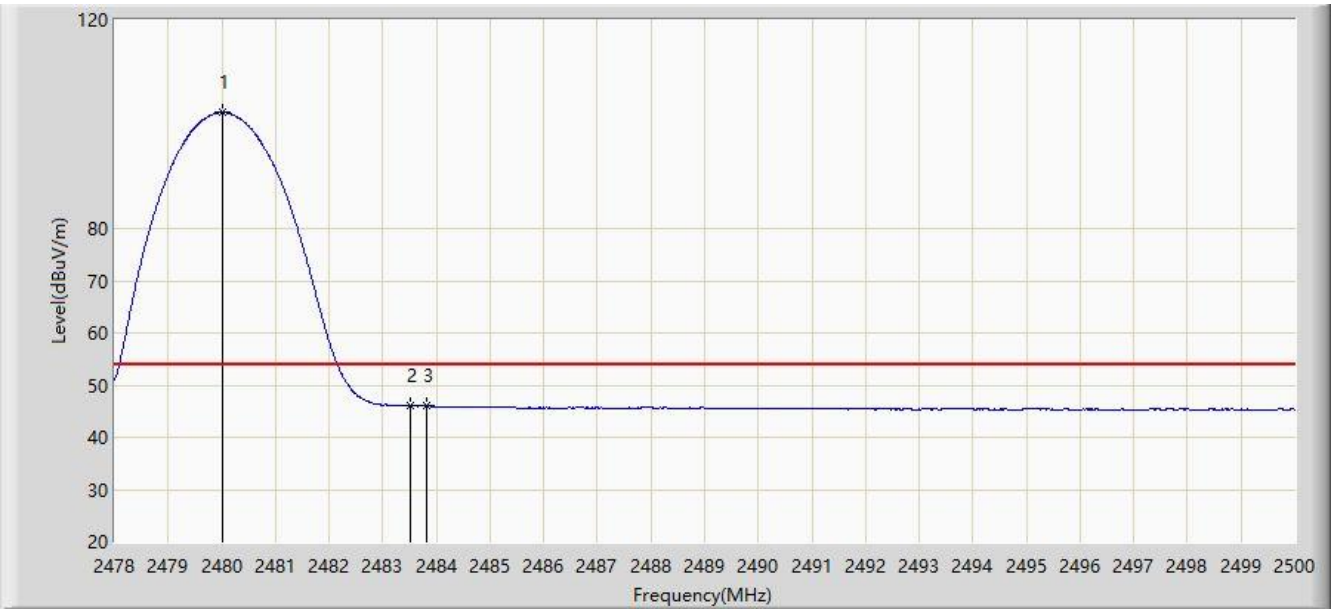

No	Flag	Mark	Frequency (MHz)	Measure Level (dBµV/m)	Reading Level (dBµV)	Margin (dB)	Limit (dBµV/m)	Factor (dB)	Type
1		*	2480.013	102.225	71.354	N/A	N/A	30.871	AV
2			2483.500	46.083	15.218	-7.917	54.000	30.865	AV
3			2483.819	46.116	15.252	-7.884	54.000	30.864	AV

Note: Measure Level (dBµV/m) = Reading Level (dBµV) + Factor (dB)

Factor (dB) = Cable Loss (dB) + Antenna Factor (dB/m)

Site: NS-AC1	Time: 2021/03/02 - 18:51
Limit: FCC_Part 15.209_RE(3m)	Engineer: Silence Liu
Probe: BBHA9120D_1-18GHz	Polarity: Vertical
EUT: Multimedia Speaker	Power: AC 120V/60Hz
Test Mode: Transmit by 3DH5 at channel 2480MHz	

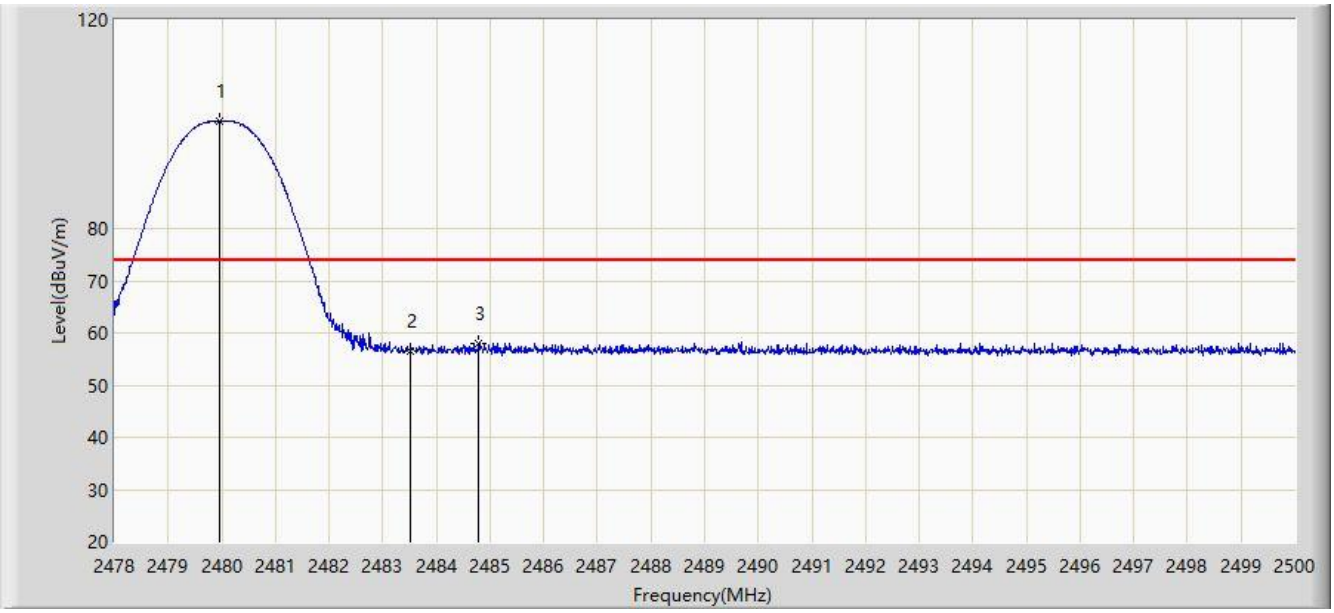

No	Flag	Mark	Frequency (MHz)	Measure Level (dBµV/m)	Reading Level (dBµV)	Margin (dB)	Limit (dBµV/m)	Factor (dB)	Type
1		*	2479.969	100.597	69.726	N/A	N/A	30.871	PK
2			2483.500	56.407	25.542	-17.593	74.000	30.865	PK
3			2484.787	58.111	27.249	-15.889	74.000	30.862	PK

Note: Measure Level (dBµV/m) = Reading Level (dBµV) + Factor (dB)

Factor (dB) = Cable Loss (dB) + Antenna Factor (dB/m)

Site: NS-AC1	Time: 2021/03/02 - 18:54
Limit: FCC_Part 15.209_RE(3m)	Engineer: Silence Liu
Probe: BBHA9120D_1-18GHz	Polarity: Vertical
EUT: Multimedia Speaker	Power: AC 120V/60Hz
Test Mode: Transmit by 3DH5 at channel 2480MHz	

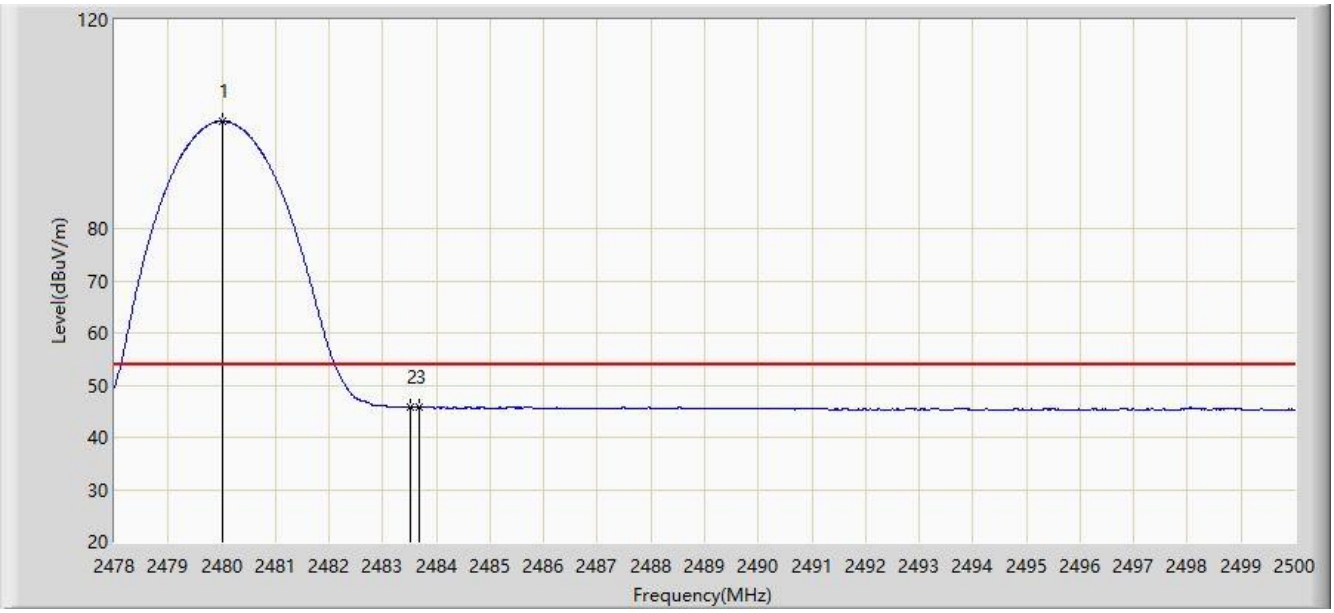

No	Flag	Mark	Frequency (MHz)	Measure Level (dBμV/m)	Reading Level (dBμV)	Margin (dB)	Limit (dBμV/m)	Factor (dB)	Type
1		*	2480.013	100.520	69.649	N/A	N/A	30.871	AV
2			2483.500	45.718	14.853	-8.282	54.000	30.865	AV
3			2483.687	45.847	14.983	-8.153	54.000	30.864	AV

Note: Measure Level (dBμV/m) = Reading Level (dBμV) + Factor (dB)

Factor (dB) = Cable Loss (dB) + Antenna Factor (dB/m)

6.11. AC Conducted Emissions Measurement

6.11.1.Test Limit

FCC Part 15 Subpart C Paragraph 15.207 Limits		
Frequency (MHz)	QP (dBμV)	Average (dBμV)
0.15 - 0.50	66 - 56	56 - 46
0.50 - 5.0	56	46
5.0 - 30	60	50
Note 1: The lower limit shall apply at the transition frequencies. Note 2: The limit decreases linearly with the logarithm of the frequency in the range 0.15MHz to 0.5MHz.		

6.11.2.Test Setup

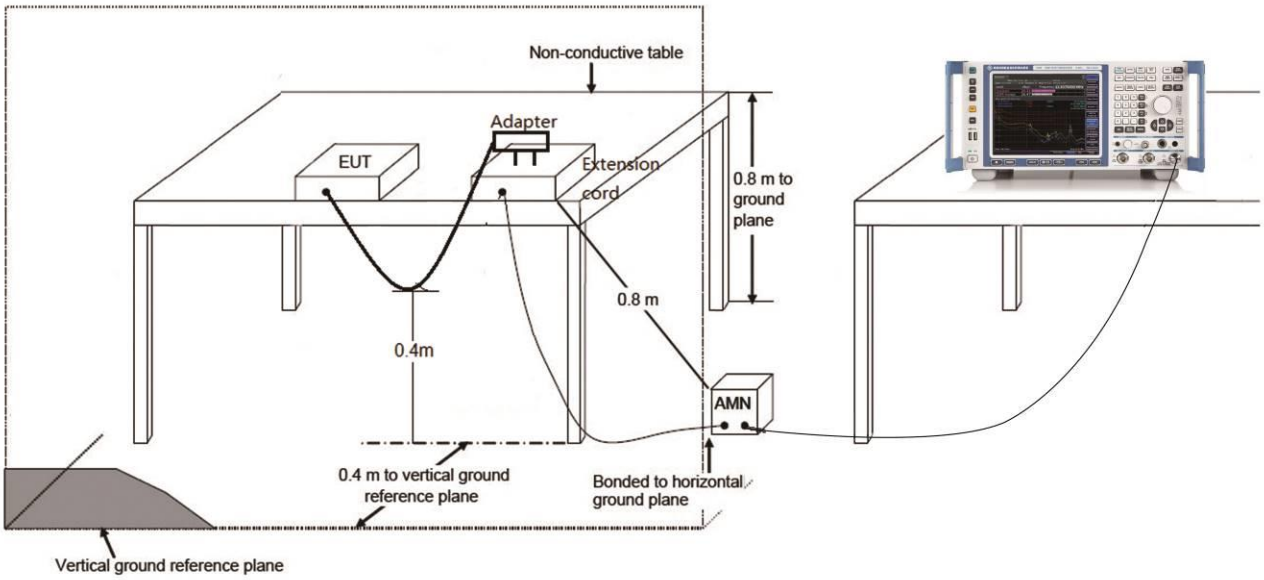

6.11.3.Test Result

Site: NS-SR2	Time: 2021/03/10 - 14:05
Limit: FCC_Part15.207_CE_AC Power	Engineer: Selina Zhang
Probe: ENV216_102494_Filter On	Polarity: Line
EUT: Multimedia Speaker	Power: AC 120V/60Hz
Test Mode: Transmit by 2DH5 at Channel 2441MHz	

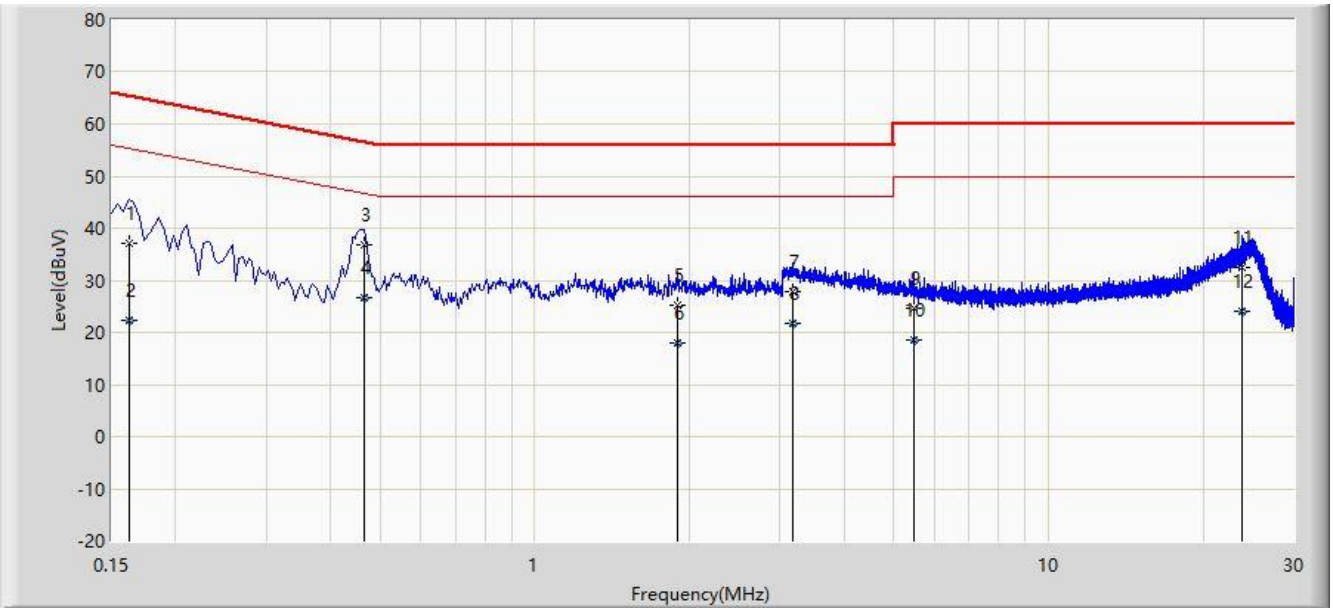

No	Flag	Mark	Frequency (MHz)	Measure Level (dBμV)	Reading Level (dBμV)	Margin (dB)	Limit (dBμV)	Factor (dB)	Type
1			0.162	36.967	26.560	-28.394	65.361	10.406	QP
2			0.162	22.366	11.959	-32.995	55.361	10.406	AV
3		*	0.466	36.866	26.896	-19.719	56.585	9.971	QP
4			0.466	26.548	16.578	-20.037	46.585	9.971	AV
5			1.894	25.161	15.463	-30.839	56.000	9.697	QP
6			1.894	17.951	8.254	-28.049	46.000	9.697	AV
7			3.178	27.893	18.203	-28.107	56.000	9.690	QP
8			3.178	21.833	12.143	-24.167	46.000	9.690	AV
9			5.466	24.548	14.821	-35.452	60.000	9.727	QP
10			5.466	18.445	8.718	-31.555	50.000	9.727	AV
11			23.862	32.398	22.450	-27.602	60.000	9.948	QP
12			23.862	24.042	14.094	-25.958	50.000	9.948	AV

Note: Measure Level (dBμV) = Reading Level (dBμV) + Factor (dB)

Factor (dB) = Cable Loss (dB) + LISN Factor (dB)

Site: NS-SR2	Time: 2021/03/10 - 14:12
Limit: FCC_Part15.207_CE_AC Power	Engineer: Selina Zhang
Probe: ENV216_102494_Filter On	Polarity: Neutral
EUT: Multimedia Speaker	Power: AC 120V/60Hz
Test Mode: Transmit by 2DH5 at Channel 2441MHz	

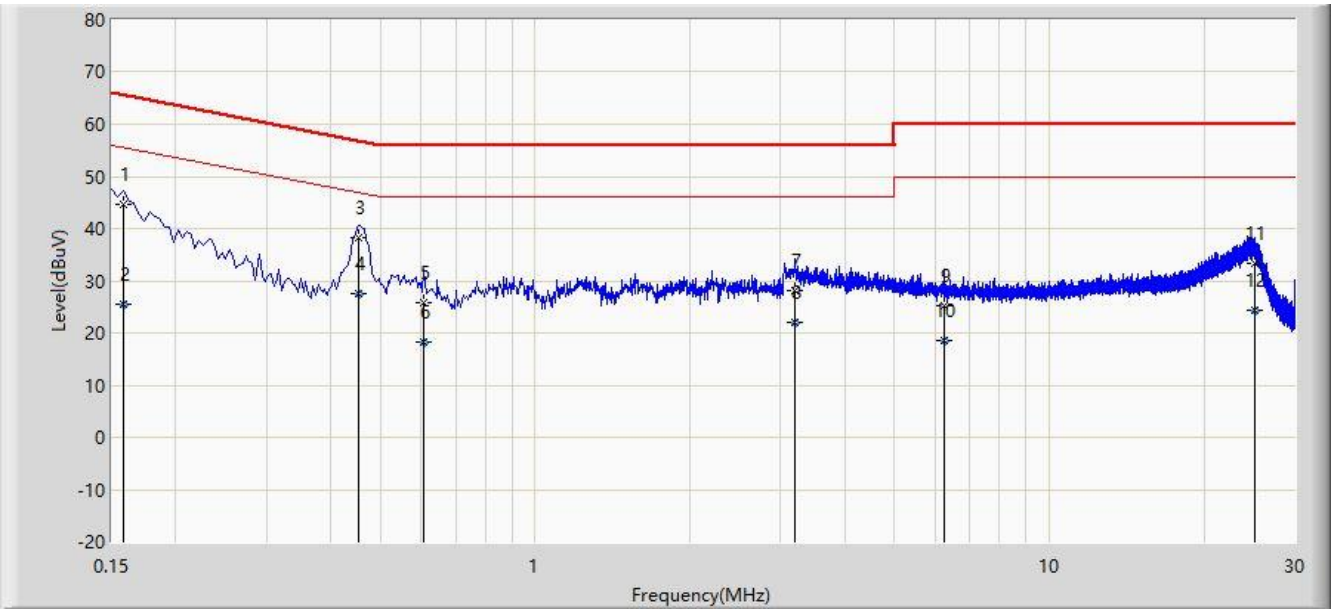

No	Flag	Mark	Frequency (MHz)	Measure Level (dBμV)	Reading Level (dBμV)	Margin (dB)	Limit (dBμV)	Factor (dB)	Type
1			0.158	44.528	33.994	-21.041	65.568	10.533	QP
2			0.158	25.507	14.973	-30.062	55.568	10.533	AV
3		*	0.454	38.229	28.261	-18.573	56.802	9.968	QP
4			0.454	27.585	17.616	-19.217	46.802	9.968	AV
5			0.606	25.780	15.844	-30.220	56.000	9.936	QP
6			0.606	18.173	8.237	-27.827	46.000	9.936	AV
7			3.202	28.146	18.458	-27.854	56.000	9.688	QP
8			3.202	22.036	12.348	-23.964	46.000	9.688	AV
9			6.230	25.164	15.420	-34.836	60.000	9.744	QP
10			6.230	18.611	8.867	-31.389	50.000	9.744	AV
11			25.030	33.334	23.285	-26.666	60.000	10.050	QP
12			25.030	24.328	14.279	-25.672	50.000	10.050	AV

Note: Measure Level (dBμV) = Reading Level (dBμV) + Factor (dB)

Factor (dB) = Cable Loss (dB) + LISN Factor (dB)

7. CONCLUSION

The data collected relate only the item(s) tested and show that the device is compliance with Part 15C of the FCC rules.

The End

Appendix A - Test Setup Photograph

Refer to “2102RSU082-UT” file.

Appendix B - EUT Photograph

Refer to “2102RSU082-UE” file.