


1. Figure


The EUT-Inside View



Antenna


2. Figure

The EUT-Inside View




3. Figure

PCB of the EUT-Front View




4. Figure

PCB of the EUT-Back View




5. Figure

PCB of the EUT-Front View




6. Figure

PCB of the EUT-Back View



7. Figure

PCB of the RF board-Front View



8. Figure

PCB of the RF board-Back View

