



FCC RADIO TEST REPORT

FCC ID : Z8H89FT0057
Equipment : Wireless Access Point
Brand Name : Cambium Networks
Model Name : REG-XV2-2
Applicant : Cambium Networks Inc.
3800 Golf Road, Suite 360 Rolling Meadows, IL 60008, USA
Manufacturer : Cambium Networks, Ltd.
Ashburton, TQ13 7UP, UK
Standard : 47 CFR FCC Part 15.247

The product was received on May 13, 2020, and testing was started from May 13, 2020 and completed on Jun. 13, 2020. We, SPORTON INTERNATIONAL INC. EMC & Wireless Communications Laboratory, would like to declare that the tested sample has been evaluated in accordance with the procedures given in ANSI C63.10-2013 and shown compliance with the applicable technical standards.

The report must not be used by the client to claim product certification, approval, or endorsement by TAF or any agency of government.

The test results in this report apply exclusively to the tested model / sample. Without written approval of SPORTON INTERNATIONAL INC. EMC & Wireless Communications Laboratory, the test report shall not be reproduced except in full.

Approved by: Sam Chen

SPORTON INTERNATIONAL INC. EMC & Wireless Communications Laboratory
No. 52, Huaya 1st Rd., Guishan Dist., Taoyuan City, Taiwan (R.O.C.)



Table of Contents

History of this test report.....	3
Summary of Test Result.....	4
1 General Description	5
1.1 Information.....	5
1.2 Applicable Standards	7
1.3 Testing Location Information	7
1.4 Measurement Uncertainty	7
2 Test Configuration of EUT.....	8
2.1 Test Channel Mode	8
2.2 The Worst Case Measurement Configuration.....	9
2.3 EUT Operation during Test	10
2.4 Accessories	11
2.5 Support Equipment.....	11
2.6 Test Setup Diagram	12
3 Transmitter Test Result	16
3.1 AC Power-line Conducted Emissions	16
3.2 DTS Bandwidth	18
3.3 Maximum Conducted Output Power	19
3.4 Power Spectral Density	22
3.5 Emissions in Non-restricted Frequency Bands	24
3.6 Emissions in Restricted Frequency Bands.....	25
4 Test Equipment and Calibration Data	29
Appendix A. Test Results of AC Power-line Conducted Emissions	
Appendix B. Test Results of DTS Bandwidth	
Appendix C. Test Results of Maximum Conducted Output Power	
Appendix D. Test Results of Power Spectral Density	
Appendix E. Test Results of Emissions in Non-restricted Frequency Bands	
Appendix F. Test Results of Emissions in Restricted Frequency Bands	
Appendix G. Test Results of Radiated Emission Co-location	
Appendix H. Test Photos	
Photographs of EUT v01	



History of this test report

TEL : 886-3-656-9065
FAX : 886-3-656-9085
Report Template No.: CB-A10_10 Ver1.2

Page Number : 3 of 30
Issued Date : Jul. 02, 2020
Report Version : 01



Summary of Test Result

Report Clause	Ref Std. Clause	Test Items	Result (PASS/FAIL)	Remark
1.1.2	15.203	Antenna Requirement	PASS	-
3.1	15.207	AC Power-line Conducted Emissions	PASS	-
3.2	15.247(a)	DTS Bandwidth	PASS	-
3.3	15.247(b)	Maximum Conducted Output Power	PASS	-
3.4	15.247(e)	Power Spectral Density	PASS	-
3.5	15.247(d)	Emissions in Non-restricted Frequency Bands	PASS	-
3.6	15.247(d)	Emissions in Restricted Frequency Bands	PASS	-

Declaration of Conformity:

The test results with all measurement uncertainty excluded are presented in accordance with the regulation limits or requirements declared by manufacturers.

Comments and Explanations:

1. The test configuration, test mode and test software were written in this test report are declared by the manufacturer.
2. The declared of product specification for EUT presented in the report are provided by the manufacturer, and the manufacturer takes all the responsibilities for the accuracy of product specification.

Reviewed by: Sam Chen**Report Producer: Vicky Huang**



1 General Description

1.1 Information

1.1.1 RF General Information

Frequency Range (MHz)	IEEE Std. 802.11	Ch. Frequency (MHz)	Channel Number
2400-2483.5	b, g, n (HT20), VHT20, ax (HEW20)	2412-2462	1-11 [11]
2400-2483.5	n (HT40), VHT40, ax (HEW40)	2422-2452	3-9 [7]

Band	Mode	BWch (MHz)	Nant
2.4-2.4835GHz	802.11b	20	2TX
2.4-2.4835GHz	802.11g	20	2TX
2.4-2.4835GHz	802.11n (HT20)	20	2TX
2.4-2.4835GHz	802.11n (HT20)-BF	20	2TX
2.4-2.4835GHz	VHT20	20	2TX
2.4-2.4835GHz	VHT20-BF	20	2TX
2.4-2.4835GHz	802.11ax HEW20	20	2TX
2.4-2.4835GHz	802.11ax HEW20-BF	20	2TX
2.4-2.4835GHz	802.11n (HT40)	40	2TX
2.4-2.4835GHz	802.11n (HT40)-BF	40	2TX
2.4-2.4835GHz	VHT40	40	2TX
2.4-2.4835GHz	VHT40-BF	40	2TX
2.4-2.4835GHz	802.11ax HEW40	40	2TX
2.4-2.4835GHz	802.11ax HEW40-BF	40	2TX

Note:

- ♦ 11b mode uses a combination of DSSS-DBPSK, DQPSK, CCK modulation.
- ♦ 11g, HT20 and HT40 use a combination of OFDM-BPSK, QPSK, 16QAM, 64QAM modulation.
- ♦ VHT20, VHT40 use a combination of OFDM-BPSK, QPSK, 16QAM, 64QAM, 256QAM modulation.
- ♦ HEW20, HEW40 use a combination of OFDMA-BPSK, QPSK, 16QAM, 64QAM, 256QAM, 1024QAM modulation.
- ♦ BWch is the nominal channel bandwidth.

**1.1.2 Antenna Information**

Ant.	Port	Brand	Model Name	Antenna Type	Connector	Gain (dBi)	
						2.4GHz	5GHz
1	1	Accton	120G00000240A	PIFA Antenna	I-PEX	5.45	6.28
2	2	Accton	120G00000240A	PIFA Antenna	I-PEX	4.44	6.08

Note1: The above information was declared by manufacturer.

Note2: The EUT has two antennas.

<For 2.4GHz Function>**For IEEE 802.11b/g/n/VHT/ax mode (2TX, 2RX):**

Ant. 1(Port 1) and Ant. 2(Port 2) can be used as transmitting/receiving antenna.

Ant. 1(Port 1) and Ant. 2(Port 2) could transmit/receive simultaneously.

<For 5GHz Band Function>**For IEEE 802.11a/n/ac/ax mode (2TX/2RX):**

Ant. 1(Port 1) and Ant. 2(Port 2) can be used as transmitting/receiving antenna.

Ant. 1(Port 1) and Ant. 2(Port 2) could transmit/receive simultaneously.

1.1.3 Mode Test Duty Cycle

Mode	DC	DCF(dB)	T(s)	VBW(Hz) ≥ 1/T
802.11b	0.626	2.03	666.25u	3k
802.11g	0.949	0.23	1.978m	1k
802.11ax HEW20	0.926	0.33	5.448m	300
802.11ax HEW20-BF	0.971	0.13	1.765m	1k
802.11ax HEW40	0.965	0.15	5.448m	300
802.11ax HEW40-BF	0.96	0.18	1.765m	1k

Note:

- ♦ DC is Duty Cycle.
- ♦ DCF is Duty Cycle Factor.

1.1.4 EUT Operational Condition

EUT Power Type	From PoE			
Beamforming Function	<input checked="" type="checkbox"/>	With beamforming	<input type="checkbox"/>	Without beamforming
	The product has beamforming function for n/VHT/ax in 2.4G and n/ac/ax in 5G.			
Function	<input checked="" type="checkbox"/>	Point-to-multipoint	<input type="checkbox"/>	Point-to-point
Test Software Version	Non-beamforming:QRCT(Version 4.0.00134.0) Beamforming:Telnet			

Note: The above information was declared by manufacturer.



1.2 Applicable Standards

According to the specifications of the manufacturer, the EUT must comply with the requirements of the following standards:

- ♦ 47 CFR FCC Part 15
- ♦ ANSI C63.10-2013

The following reference test guidance is not within the scope of accreditation of TAF.

- ♦ FCC KDB 558074 D01 v05r02
- ♦ FCC KDB 662911 D01 v02r01
- ♦ FCC KDB 414788 D01 v01r01

1.3 Testing Location Information

Testing Location			
<input type="checkbox"/>	HWA YA	ADD : No. 52, Huaya 1st Rd., Guishan Dist., Taoyuan City, Taiwan (R.O.C.)	
		TEL : 886-3-327-3456	FAX : 886-3-327-0973
<input checked="" type="checkbox"/>	JHUBEI	ADD : No.8, Lane 724, Bo-ai St., Jhubei City, HsinChu County 302, Taiwan, R.O.C.	
		TEL : 886-3-656-9065	FAX : 886-3-656-9085

Test Condition	Test Site No.	Test Engineer	Test Environment	Test Date
RF Conducted	TH02-CB	Lance Wu	23.1~25.3°C / 61~62%	May 19, 2020~Jun. 13, 2020
Radiated (below 1GHz test)	03CH06-CB	Paul Chen	23.3~24.5°C / 60~63%	May 13, 2020
Radiated (above 1GHz test)	03CH01-CB	Brian Sun	23~25.1°C / 58~62%	May 14, 2020~Jun. 12, 2020
AC Conduction	CO01-CB	GN Hou	21~23°C / 64~66%	May 13, 2020

Test site Designation No. TW0006 with FCC.

Test site registered number IC 4086D with Industry Canada.

1.4 Measurement Uncertainty

ISO/IEC 17025 requires that an estimate of the measurement uncertainties associated with the emissions test results be included in the report. The measurement uncertainties given below are based on a 95% confidence level (based on a coverage factor (k=2))

Test Items	Uncertainty	Remark
Conducted Emission (150kHz ~ 30MHz)	2.0 dB	Confidence levels of 95%
Radiated Emission (30MHz ~ 1,000MHz)	4.3 dB	Confidence levels of 95%
Radiated Emission (1GHz ~ 18GHz)	4.3 dB	Confidence levels of 95%
Radiated Emission (18GHz ~ 40GHz)	5.1 dB	Confidence levels of 95%
Conducted Emission	2.4 dB	Confidence levels of 95%
Output Power Measurement	1.5 dB	Confidence levels of 95%
Power Density Measurement	2.4 dB	Confidence levels of 95%
Bandwidth Measurement	2%	Confidence levels of 95%

2 Test Configuration of EUT

2.1 Test Channel Mode

Mode	Power Setting
802.11b_(1Mbps)_2TX	-
2412MHz	26
2437MHz	28
2462MHz	26
802.11g_(6Mbps)_2TX	-
2412MHz	22
2417MHz	23.5
2437MHz	28
2457MHz	24
2462MHz	22.5
802.11ax HEW20_Nss1,(MCS0)_2TX	-
2412MHz	22
2417MHz	23.5
2437MHz	28
2457MHz	23.5
2462MHz	22
802.11ax HEW40_Nss1,(MCS0)_2TX	-
2422MHz	19.5
2437MHz	21.5
2452MHz	19
802.11ax HEW20-BF_Nss1,(MCS0)_2TX	-
2412MHz	24.5
2417MHz	27
2437MHz	28
2457MHz	25.5
2462MHz	22.5
802.11ax HEW40-BF_Nss1,(MCS0)_2TX	-
2422MHz	23.5
2437MHz	25
2447MHz	22.5
2452MHz	21.5

Note:

- ♦ There are two functions of EUT, one is beamforming function, and the other is non-beamforming function for 802.11 n/VHT/ax in 2.4G and n/ac/ax in 5G. All test results were recorded in the report.

2.2 The Worst Case Measurement Configuration

The Worst Case Mode for Following Conformance Tests	
Tests Item	AC power-line conducted emissions
Condition	AC power-line conducted measurement for line and neutral
Operating Mode	Normal Link
1	EUT

The Worst Case Mode for Following Conformance Tests	
Tests Item	DTS Bandwidth Maximum Conducted Output Power Power Spectral Density Emissions in Non-restricted Frequency Bands
Test Condition	Conducted measurement at transmit chains
Operating Mode	CTX

The Worst Case Mode for Following Conformance Tests	
Tests Item	Emissions in Restricted Frequency Bands
Test Condition	Radiated measurement If EUT consist of multiple antenna assembly (multiple antenna are used in EUT regardless of spatial multiplexing MIMO configuration), the radiated test should be performed with highest antenna gain of each antenna type.
Operating Mode < 1GHz	Normal Link
1	EUT in Z axis
2	EUT in Y axis
For operating mode 1 is the worst case and it was record in this test report.	
Operating Mode > 1GHz	CTX
1	EUT in Z axis
2	EUT in Y axis
Mode 2 has been evaluated to be the worst case after evaluating. Consequently, measurement will follow this same test mode.	



The Worst Case Mode for Following Conformance Tests	
Tests Item	Simultaneous Transmission Analysis - Radiated Emission Co-location
Test Condition	Radiated measurement
Operating Mode	Normal Link
There are two modes of EUT, one is Place EUT in Y axis, and the other is Place EUT in Z axis. Place EUT in Y axis generated the worst test result for Radiated emission above 1GHz test, thus the measurement for Radiated emission co-location test will follow this same test configuration.	
1	EUT in Y axis-WLAN 2.4GHz+WLAN 5GHz
Refer to Appendix G for Radiated Emission Co-location.	

The Worst Case Mode for Following Conformance Tests	
Tests Item	Simultaneous Transmission Analysis - Co-location RF Exposure Evaluation
Operating Mode	
1	WLAN 2.4GHz+WLAN 5GHz
Refer to Sporton Test Report No.: FA9D1603-01 for Co-location RF Exposure Evaluation.	

Note: PoE information as below:

The EUT was powered by PoE, and the PoE was for measurement only, would not be marked.

Support Unit	Brand	Model
PoE	Cambium	NET-P60-56IN

2.3 EUT Operation during Test

For CTX Mode:

non-beamforming mode:

The EUT was programmed to be in continuously transmitting mode.

beamforming mode:

During the test, the following programs under WIN 7 were executed.

The program was executed as follows:

1. During the test, the EUT operation to normal function.
2. Executed command fixed test channel under Telnet.
3. Executed "Telnet" to link with the remote workstation to transmit and receive packet by RX Device and transmit duty cycle no less than 98%.

For Normal Link:

During the test, the EUT operation to normal function.



2.4 Accessories

N/A

2.5 Support Equipment

For AC Conduction:

Support Equipment				
No.	Equipment	Brand Name	Model Name	FCC ID
A	PoE	Cambium	NET-P60-56IN	N/A
B	2.5G PC	DELL	T3400	N/A
C	2.4G NB	DELL	E6430	N/A
D	5G NB	DELL	E6430	N/A
E	Flash disk3.0	Transcend	JetFlash-700	N/A

For Radiated (below 1GHz):

Support Equipment				
No.	Equipment	Brand Name	Model Name	FCC ID
A	2.5G PC	DELL	T3400	N/A
B	2.4G NB	DELL	E4300	N/A
C	5G NB	DELL	E4300	N/A
D	PoE	Cambium	NET-P60-56IN	N/A
E	Flash disk3.0	Transcend	JetFlash-700	N/A

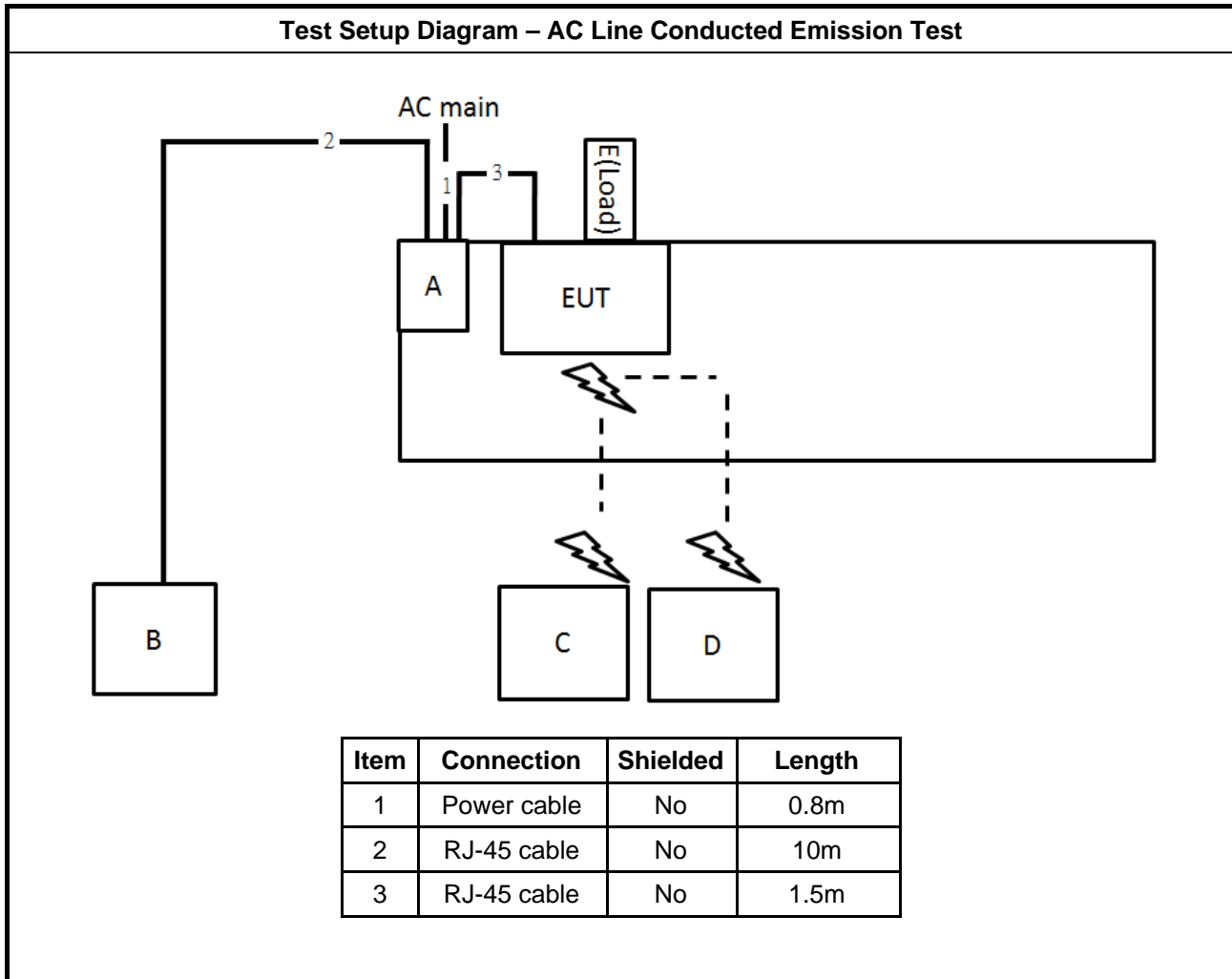
For Radiated (above 1GHz) and RF Conducted:**For non-beamforming mode:**

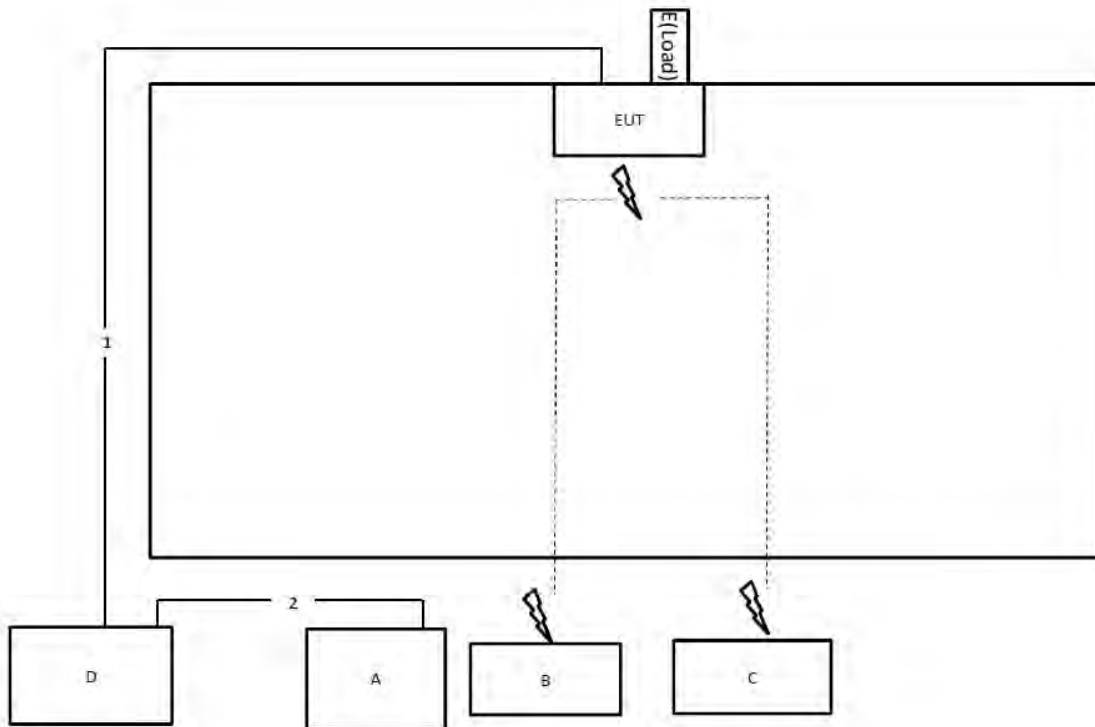
Support Equipment				
No.	Equipment	Brand Name	Model Name	FCC ID
A	PoE	Cambium	NET-P60-56IN	N/A
B	NB	DELL	E4300	N/A

For beamforming mode:

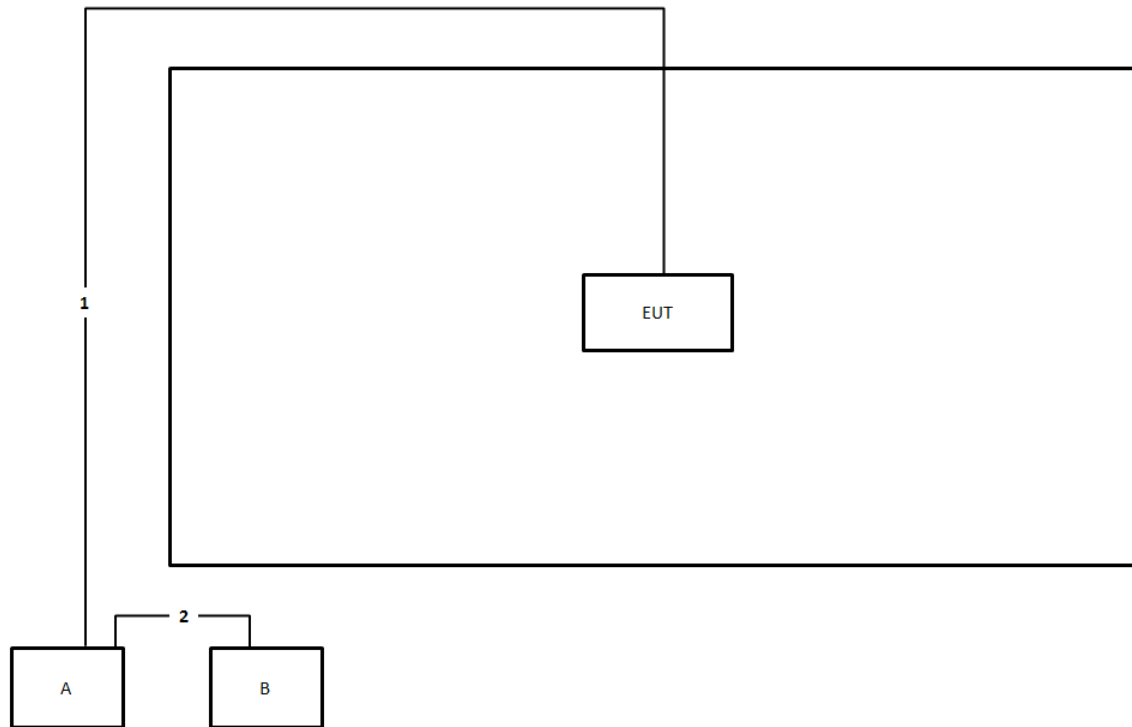
Support Equipment				
No.	Equipment	Brand Name	Model Name	FCC ID
A	PoE	Cambium	NET-P60-56IN	N/A
B	NB	DELL	E4300	N/A
C	RX Device	Accton	Jaguar	N/A
D	NB	DELL	E4300	N/A

2.6 Test Setup Diagram

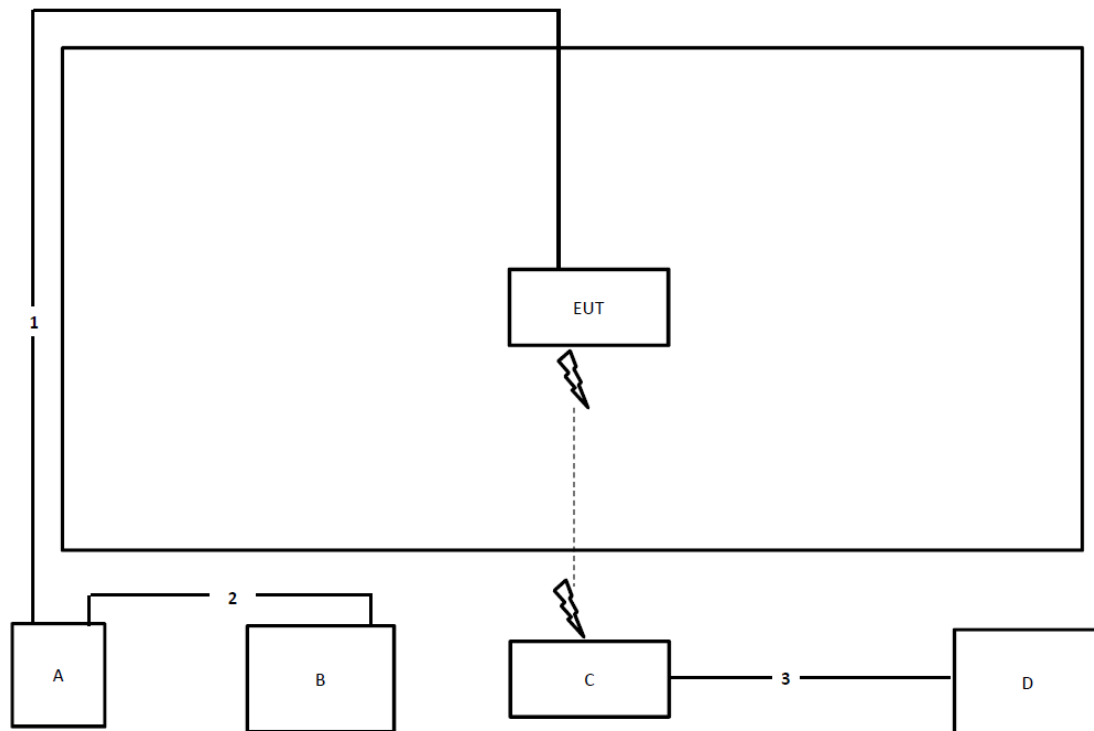


Test Setup Diagram - Radiated Test < 1GHz


Item	Connection	Shielded	Length
1	RJ-45 cable	No	10m
2	RJ-45 cable	No	1.5m

Test Setup Diagram - Radiated Test > 1GHz
For non-beamforming mode


Item	Connection	Shielded	Length
1	RJ-45 cable	No	10m
2	RJ-45 cable	No	1.5m

Test Setup Diagram - Radiated Test > 1GHz
For beamforming mode


Item	Connection	Shielded	Length
1	RJ-45 cable	No	10m
2	RJ-45 cable	No	1.5m
3	RJ-45 cable	No	1.5m



3 Transmitter Test Result

3.1 AC Power-line Conducted Emissions

3.1.1 AC Power-line Conducted Emissions Limit

AC Power-line Conducted Emissions Limit		
Frequency Emission (MHz)	Quasi-Peak	Average
0.15-0.5	66 - 56 *	56 - 46 *
0.5-5	56	46
5-30	60	50

Note 1: * Decreases with the logarithm of the frequency.

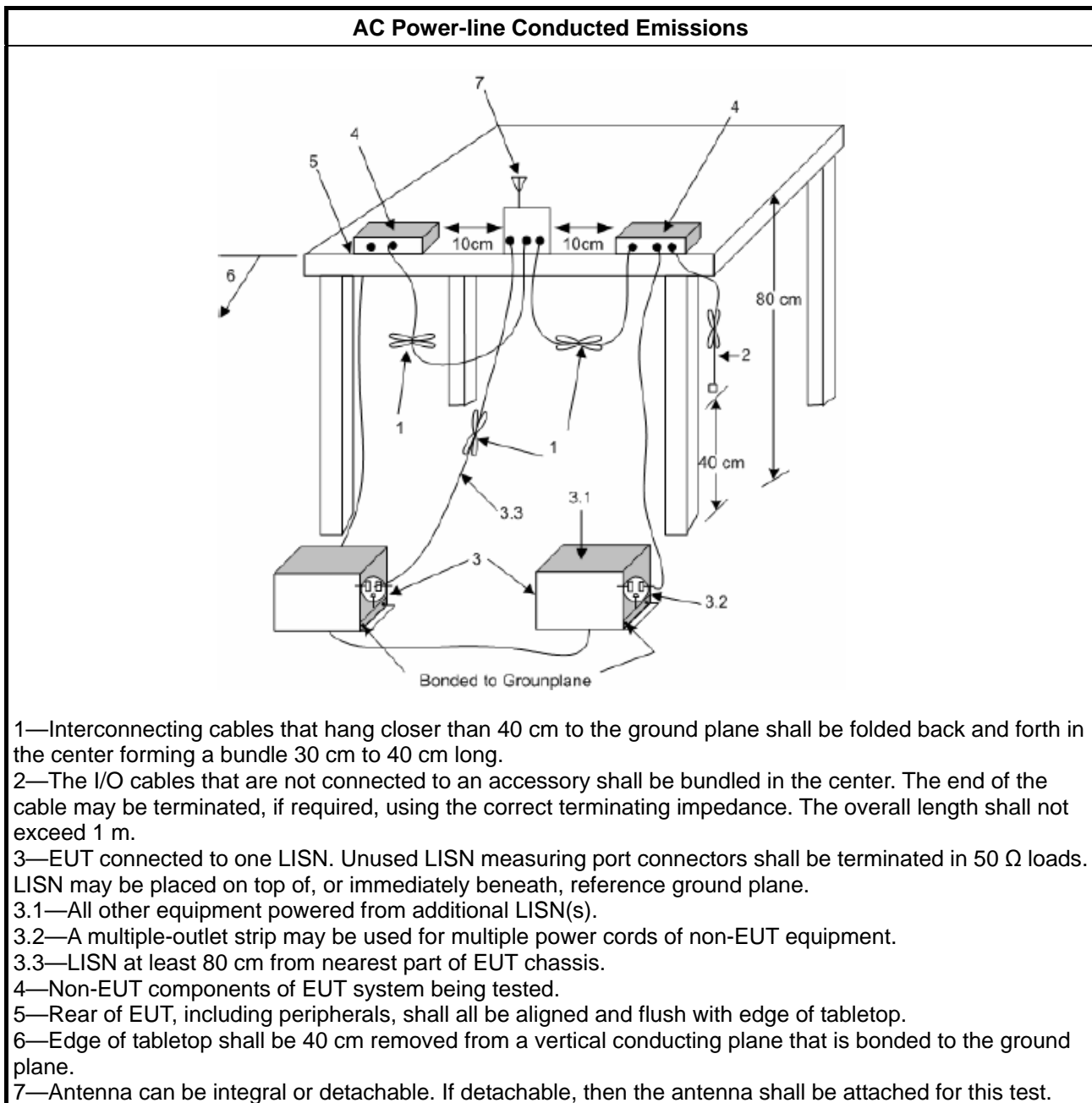
3.1.2 Measuring Instruments

Refer a test equipment and calibration data table in this test report.

3.1.3 Test Procedures

Test Method
<input checked="" type="checkbox"/> Refer as ANSI C63.10-2013, clause 6.2 for AC power-line conducted emissions.

3.1.4 Test Setup



3.1.5 Measurement Results Calculation

The measured Level is calculated using:

- Corrected Reading (dBuV) = LISN Factor + Cable Loss + Read Level = Level
- Margin = - Limit + (Read Level + LISN Factor + Cable Loss)

3.1.6 Test Result of AC Power-line Conducted Emissions

Refer as Appendix A

3.2 DTS Bandwidth

3.2.1 6dB Bandwidth Limit

6dB Bandwidth Limit	
Systems using digital modulation techniques:	
▪	6 dB bandwidth \geq 500 kHz.

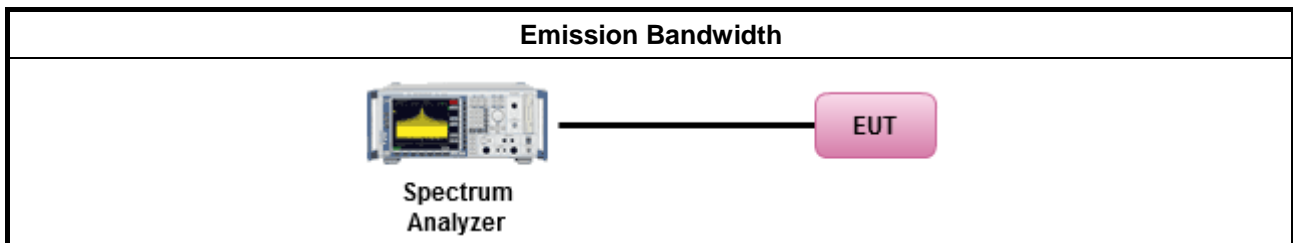
3.2.2 Measuring Instruments

Refer a test equipment and calibration data table in this test report.

3.2.3 Test Procedures

Test Method	
▪	For the emission bandwidth shall be measured using one of the options below:
<input checked="" type="checkbox"/>	Refer as FCC KDB 558074, clause 8.2 & C63.10 clause 11.8.1 Option 1 for 6 dB bandwidth measurement.
<input type="checkbox"/>	Refer as FCC KDB 558074, clause 8.2 & C63.10 clause 11.8.2 Option 2 for 6 dB bandwidth measurement.
<input type="checkbox"/>	Refer as ANSI C63.10, clause 6.9.1 for occupied bandwidth testing.

3.2.4 Test Setup



3.2.5 Test Result of Emission Bandwidth

Refer as Appendix B



3.3 Maximum Conducted Output Power

3.3.1 Maximum Conducted Output Power Limit

Maximum Conducted Output Power Limit	
	▪ If $G_{TX} \leq 6$ dBi, then $P_{Out} \leq 30$ dBm (1 W)
	▪ Point-to-multipoint systems (P2M): If $G_{TX} > 6$ dBi, then $P_{Out} = 30 - (G_{TX} - 6)$ dBm
	▪ Point-to-point systems (P2P): If $G_{TX} > 6$ dBi, then $P_{Out} = 30 - (G_{TX} - 6)/3$ dBm
	▪ Smart antenna system (SAS):
	- Single beam: If $G_{TX} > 6$ dBi, then $P_{Out} = 30 - (G_{TX} - 6)/3$ dBm
	- Overlap beam: If $G_{TX} > 6$ dBi, then $P_{Out} = 30 - (G_{TX} - 6)/3$ dBm
	- Aggregate power on all beams: If $G_{TX} > 6$ dBi, then $P_{Out} = 30 - (G_{TX} - 6)/3 + 8$ dB dBm
P_{Out} = maximum peak conducted output power or maximum conducted output power in dBm, G_{TX} = the maximum transmitting antenna directional gain in dBi.	


3.3.2 Measuring Instruments

Refer a test equipment and calibration data table in this test report.

3.3.3 Test Procedures

Test Method	
<ul style="list-style-type: none"> Maximum Peak Conducted Output Power 	
<input type="checkbox"/>	Refer as FCC KDB 558074, clause 8.3.1.1 & C63.10 clause 11.9.1.1 (RBW ≥ EBW method).
<input type="checkbox"/>	Refer as FCC KDB 558074, clause 8.3.1.3 & C63.10 clause 11.9.1.3 (peak power meter).
<ul style="list-style-type: none"> Maximum Conducted Output Power 	
[duty cycle ≥ 98% or external video / power trigger]	
<input type="checkbox"/>	Refer as FCC KDB 558074, clause 8.3.2.2 & C63.10 clause 11.9.2.2.2 Method AVGSA-1.
<input type="checkbox"/>	Refer as FCC KDB 558074, clause 8.3.2.2 & C63.10 clause 11.9.2.2.3 Method AVGSA-1A. (alternative)
duty cycle < 98% and average over on/off periods with duty factor	
<input type="checkbox"/>	Refer as FCC KDB 558074, clause 8.3.2.2 & C63.10 clause 11.9.2.2.4 Method AVGSA-2.
<input type="checkbox"/>	Refer as FCC KDB 558074, clause 8.3.2.2 & C63.10 clause 11.9.2.2.5 Method AVGSA-2A (alternative)
<input type="checkbox"/>	Refer as FCC KDB 558074, clause 8.3.2.2 & C63.10 clause 11.9.2.2.6 Method AVGSA-3
<input type="checkbox"/>	Refer as FCC KDB 558074, clause 8.3.2.2 & C63.10 clause 11.9.2.2.7 Method AVGSA-3A (alternative)
Measurement using a power meter (PM)	
<input type="checkbox"/>	Refer as FCC KDB 558074, clause 8.3.2.3 & C63.10 clause 11.9.2.3.1 Method AVGPM (using an RF average power meter).
<input checked="" type="checkbox"/>	Refer as FCC KDB 558074, clause 8.3.2.3 & C63.10 clause 11.9.2.3.2 Method AVGPM-G (using an gate RF average power meter).
<ul style="list-style-type: none"> For conducted measurement. 	
<ul style="list-style-type: none"> If the EUT supports multiple transmit chains using options given below: Refer as FCC KDB 662911, In-band power measurements. Using the measure-and-sum approach, measured all transmit ports individually. Sum the power (in linear power units e.g., mW) of all ports for each individual sample and save them. 	
<ul style="list-style-type: none"> If multiple transmit chains, EIRP calculation could be following as methods: $P_{total} = P_1 + P_2 + \dots + P_n$ (calculated in linear unit [mW] and transfer to log unit [dBm]) $EIRP_{total} = P_{total} + DG$ 	

3.3.4 Test Setup





3.3.5 Test Result of Maximum Conducted Output Power

Refer as Appendix C



3.4 Power Spectral Density

3.4.1 Power Spectral Density Limit

Power Spectral Density Limit
▪ Power Spectral Density (PSD) ≤ 8 dBm/3kHz

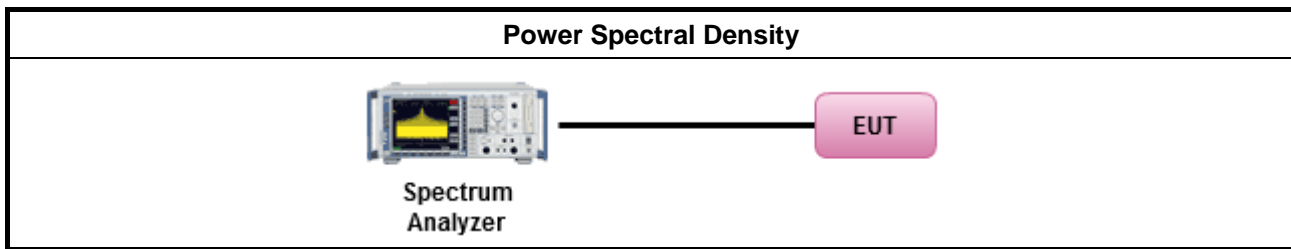
3.4.2 Measuring Instruments

Refer a test equipment and calibration data table in this test report.

3.4.3 Test Procedures

Test Method	
▪ Peak power spectral density procedures that the same method as used to determine the conducted output power. If maximum peak conducted output power was measured to demonstrate compliance to the output power limit, then the peak PSD procedure below (Method PKPSD) shall be used. If maximum conducted output power was measured to demonstrate compliance to the output power limit, then one of the average PSD procedures shall be used, as applicable based on the following criteria (the peak PSD procedure is also an acceptable option).	
<input checked="" type="checkbox"/>	Refer as FCC KDB 558074, clause 8.4 & C63.10 clause 11.10 Method Max. PSD.
▪ For conducted measurement.	
▪ If The EUT supports multiple transmit chains using options given below:	
<input checked="" type="checkbox"/>	Option 1: Measure and sum the spectra across the outputs. Refer as FCC KDB 662911, In-band power spectral density (PSD). Sample all transmit ports simultaneously using a spectrum analyzer for each transmit port. Where the trace bin-by-bin of each transmit port summing can be performed. (i.e., in the first spectral bin of output 1 is summed with that in the first spectral bin of output 2 and that from the first spectral bin of output 3, and so on up to the NTX output to obtain the value for the first frequency bin of the summed spectrum.). Add up the amplitude (power) values for the different transmit chains and use this as the new data trace.
<input type="checkbox"/>	Option 2: Measure and sum spectral maxima across the outputs. With this technique, spectra are measured at each output of the device at the required resolution bandwidth. The maximum value (peak) of each spectrum is determined. These maximum values are then summed mathematically in linear power units across the outputs. These operations shall be performed separately over frequency spans that have different out-of-band or spurious emission limits,
<input type="checkbox"/>	Option 3: Measure and add 10 log(N) dB, where N is the number of transmit chains. Refer as FCC KDB 662911, In-band power spectral density (PSD). Performed at each transmit chains and each transmit chains shall be compared with the limit have been reduced with 10 log(N). Or each transmit chains shall be add 10 log(N) to compared with the limit.

3.4.4 Test Setup



3.4.5 Test Result of Power Spectral Density

Refer as Appendix D

3.5 Emissions in Non-restricted Frequency Bands

3.5.1 Emissions in Non-restricted Frequency Bands Limit

Un-restricted Band Emissions Limit	
RF output power procedure	Limit (dBc)
Peak output power procedure	20
Average output power procedure	30
<p>Note 1: If the peak output power procedure is used to measure the fundamental emission power to demonstrate compliance to requirements, then the peak conducted output power measured within any 100 kHz outside the authorized frequency band shall be attenuated by at least 20 dB relative to the maximum measured in-band peak PSD level.</p> <p>Note 2: If the average output power procedure is used to measure the fundamental emission power to demonstrate compliance to requirements, then the power in any 100 kHz outside of the authorized frequency band shall be attenuated by at least 30 dB relative to the maximum measured in-band average PSD level.</p>	

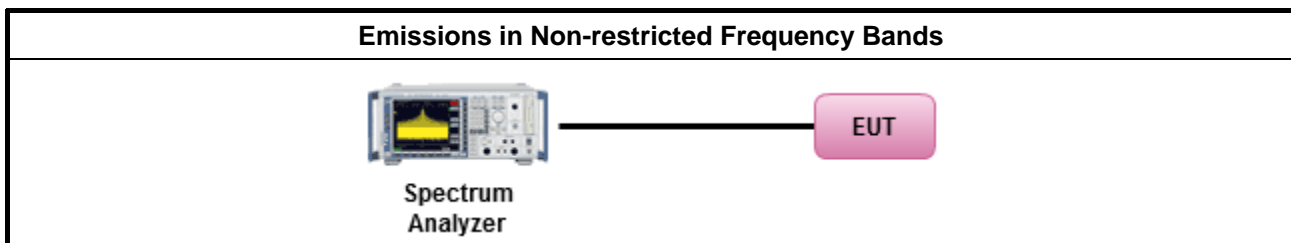
3.5.2 Measuring Instruments

Refer a test equipment and calibration data table in this test report.

3.5.3 Test Procedures

Test Method
<ul style="list-style-type: none"> Refer as FCC KDB 558074, clause 8.5 for unwanted emissions into non-restricted bands.

3.5.4 Test Setup



3.5.5 Test Result of Emissions in Non-restricted Frequency Bands

Refer as Appendix E



3.6 Emissions in Restricted Frequency Bands

3.6.1 Emissions in Restricted Frequency Bands Limit

Restricted Band Emissions Limit			
Frequency Range (MHz)	Field Strength (uV/m)	Field Strength (dBuV/m)	Measure Distance (m)
0.009~0.490	2400/F(kHz)	48.5 - 13.8	300
0.490~1.705	24000/F(kHz)	33.8 - 23	30
1.705~30.0	30	29	30
30~88	100	40	3
88~216	150	43.5	3
216~960	200	46	3
Above 960	500	54	3

Note 1: Test distance for frequencies at or above 30 MHz, measurements may be performed at a distance other than the limit distance provided they are not performed in the near field and the emissions to be measured can be detected by the measurement equipment. When performing measurements at a distance other than that specified, the results shall be extrapolated to the specified distance using an extrapolation factor of 20 dB/decade (inverse of linear distance for field-strength measurements, inverse of linear distance-squared for power-density measurements).

Note 2: Test distance for frequencies at below 30 MHz, measurements may be performed at a distance closer than the EUT limit distance; however, an attempt should be made to avoid making measurements in the near field. When performing measurements below 30 MHz at a closer distance than the limit distance, the results shall be extrapolated to the specified distance by either making measurements at a minimum of two or more distances on at least one radial to determine the proper extrapolation factor or by using the square of an inverse linear distance extrapolation factor (40 dB/decade). The test report shall specify the extrapolation method used to determine compliance of the EUT.

Note 3: Using the distance of 1m during the test for above 18 GHz, and the test value to correct for the distance factor at 3m.

3.6.2 Measuring Instruments

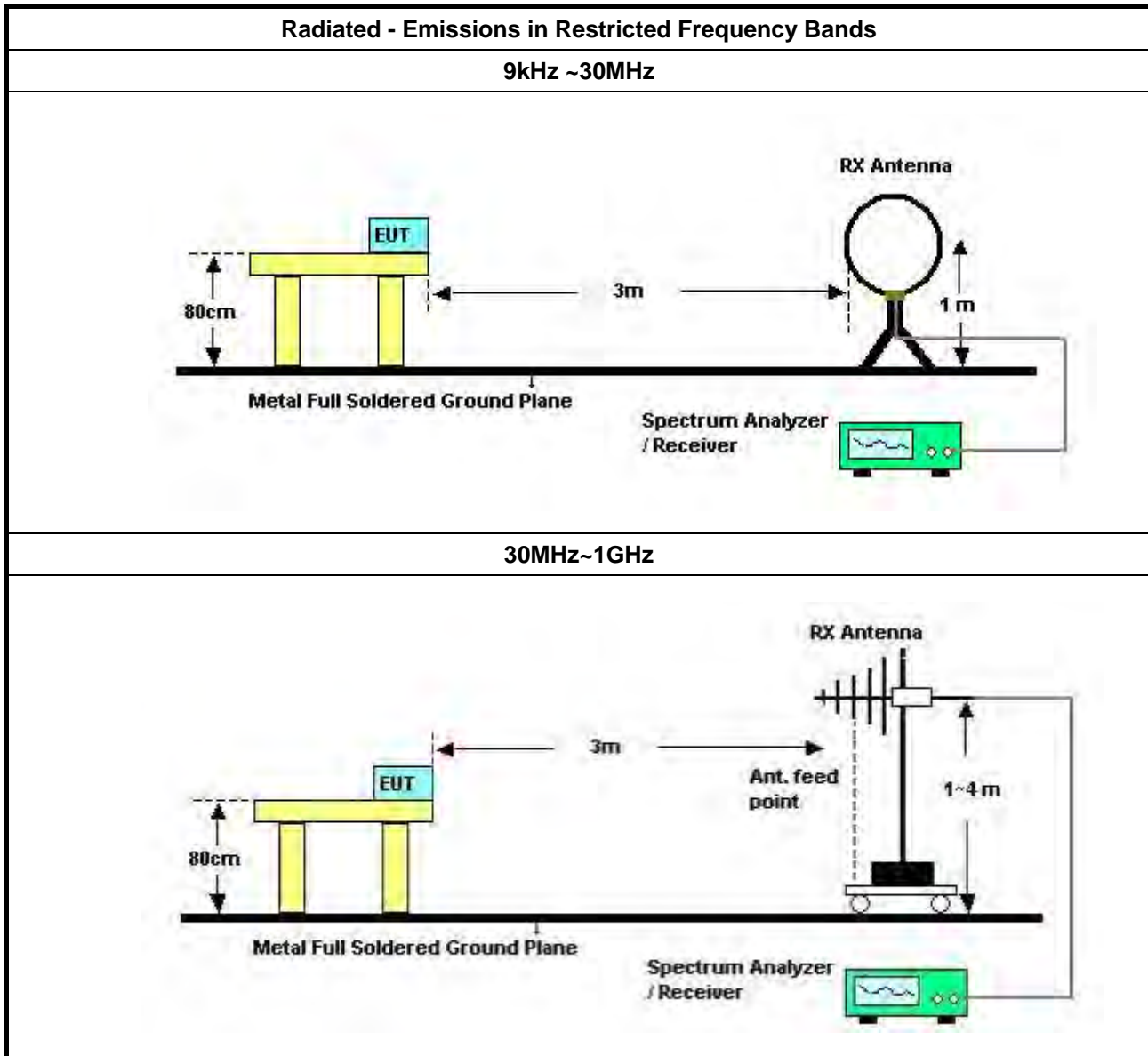
Refer a test equipment and calibration data table in this test report.

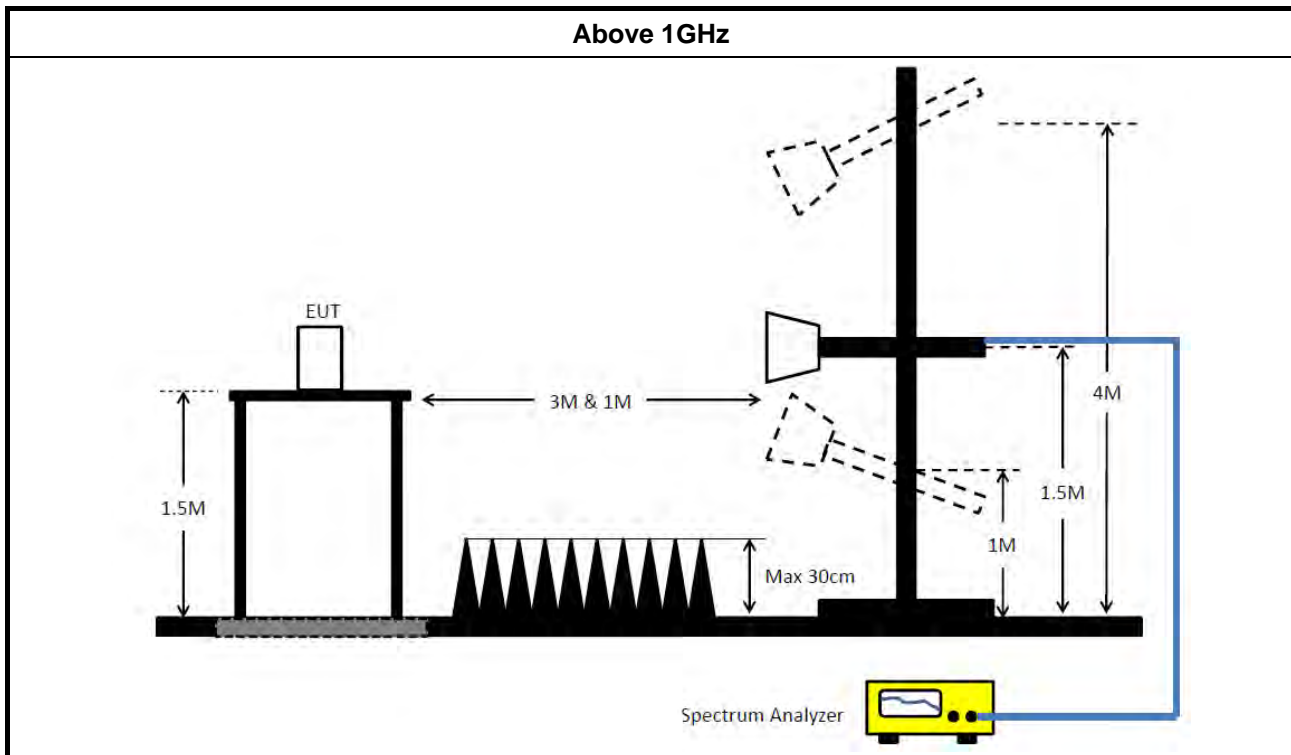


3.6.3 Test Procedures

Test Method	
▪ The average emission levels shall be measured in [duty cycle ≥ 98 or duty factor].	
▪ Refer as ANSI C63.10, clause 6.10.3 band-edge testing shall be performed at the lowest frequency channel and highest frequency channel within the allowed operating band.	
▪ For the transmitter unwanted emissions shall be measured using following options below:	
	▪ Refer as FCC KDB 558074, clause 8.6 for unwanted emissions into restricted bands.
	<input type="checkbox"/> Refer as FCC KDB 558074, clause 8.6 & C63.10 clause 11.12.2.5.1(trace averaging for duty cycle $\geq 98\%$).
	<input type="checkbox"/> Refer as FCC KDB 558074, clause 8.6 & C63.10 clause 11.12.2.5.2(trace averaging + duty factor).
	<input checked="" type="checkbox"/> Refer as FCC KDB 558074, clause 8.6 & C63.10 clause 11.12.2.5.3(Reduced VBW $\geq 1/T$).
	<input type="checkbox"/> Refer as ANSI C63.10, clause 11.12.2.5.3 (Reduced VBW). VBW $\geq 1/T$, where T is pulse time.
	<input type="checkbox"/> Refer as ANSI C63.10, clause 7.5 average value of pulsed emissions.
	<input checked="" type="checkbox"/> Refer as FCC KDB 558074, clause 8.6 & C63.10 clause 11.12.2.4 measurement procedure peak limit.
▪ For the transmitter band-edge emissions shall be measured using following options below:	
	▪ Refer as FCC KDB 558074 clause 8.7 & C63.10 clause 11.13.1, When the performing peak or average radiated measurements, emissions within 2 MHz of the authorized band edge may be measured using the marker-delta method described below.
	▪ Refer as FCC KDB 558074, clause 8.7 (ANSI C63.10, clause 6.10.6) for marker-delta method for band-edge measurements.
	▪ Refer as FCC KDB 558074, clause 8.7 for narrower resolution bandwidth (100kHz) using the band power and summing the spectral levels (i.e., 1 MHz).
	▪ For conducted unwanted emissions into restricted bands (absolute emission limits). Devices with multiple transmit chains using options given below: (1) Measure and sum the spectra across the outputs or (2) Measure and add 10 log(N) dB
	▪ For FCC KDB 662911 The methodology described here may overestimate array gain, thereby resulting in apparent failures to satisfy the out-of-band limits even if the device is actually compliant. In such cases, compliance may be demonstrated by performing radiated tests around the frequencies at which the apparent failures occurred.

3.6.4 Test Setup





3.6.5 Measurement Results Calculation

The measured Level is calculated using:

Corrected Reading: Antenna Factor + Cable Loss + Read Level - Preamp Factor (if applicable) = Level.

3.6.6 Emissions in Restricted Frequency Bands (Below 30MHz)

There is a comparison data of both open-field test site and alternative test site - semi-Anechoic chamber according to KDB414788 Radiated Test Site, and the result came out very similar.

All amplitude of spurious emissions that are attenuated by more than 20 dB below the permissible value has no need to be reported.

The radiated emissions were investigated from 9 kHz or the lowest frequency generated within the device, up to the 10 harmonic or 40 GHz, whichever is appropriate.

3.6.7 Test Result of Emissions in Restricted Frequency Bands

Refer as Appendix F



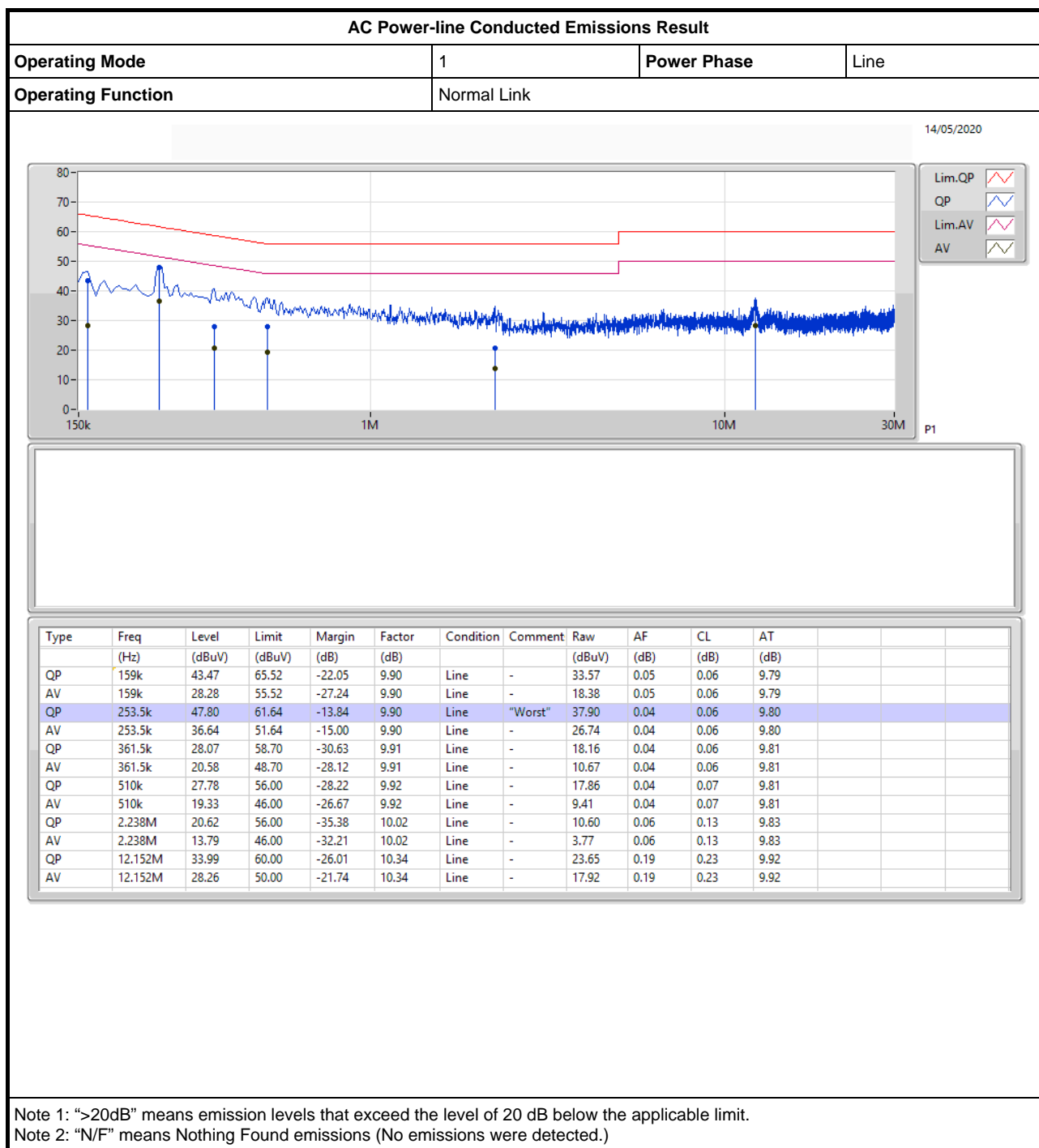
4 Test Equipment and Calibration Data

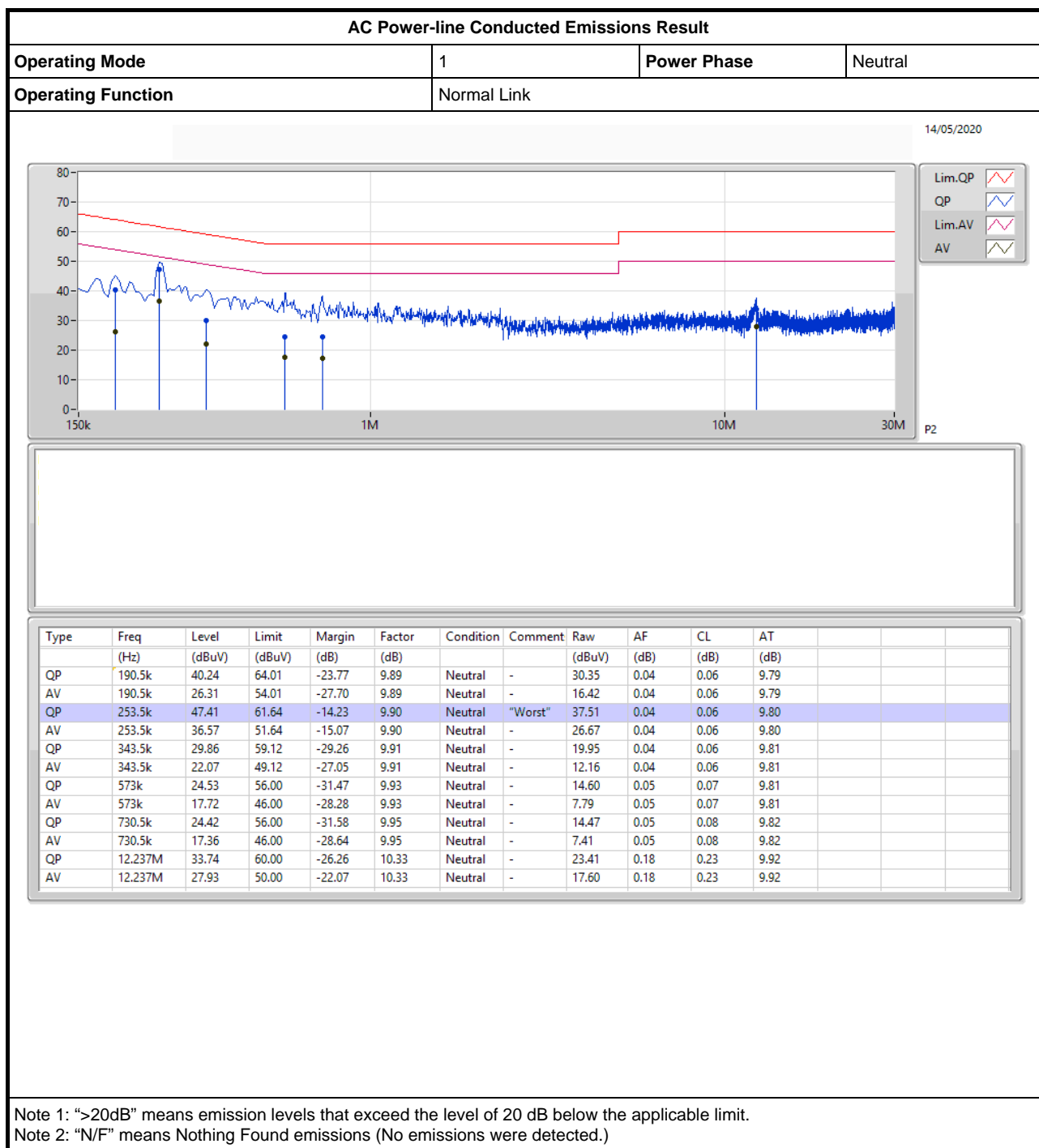
Instrument	Manufacturer	Model No.	Serial No.	Characteristics	Calibration Date	Calibration Due Date	Remark
EMI Receiver	Agilent	N9038A	My52260123	9kHz ~ 8.45GHz	Feb. 26, 2020	Feb. 25, 2021	Conduction (CO01-CB)
LISN	F.C.C.	FCC-LISN-50-16-2	04083	150kHz ~ 100MHz	Dec. 25, 2019	Dec. 24, 2020	Conduction (CO01-CB)
LISN	Schwarzbeck	NSLK 8127	8127647	9kHz ~ 30MHz	Feb. 25, 2020	Feb. 24, 2021	Conduction (CO01-CB)
COND Cable	Woken	Cable	Low cable-CO01	9kHz ~ 30MHz	May 21, 2019	May 20, 2020	Conduction (CO01-CB)
Pulse Limiter	Rohde& Schwarz	ESH3-Z2	100430	9kHz ~ 30MHz	Jan. 31, 2020	Jan. 30, 2021	Conduction (CO01-CB)
Software	Audix	E3	6.120210n	-	N.C.R.	N.C.R.	Conduction (CO01-CB)
Bilog Antenna with 6 dB attenuator	TESEQ & EMCI	CBL6112D & N-6-06	37878 & AT-N0606	20MHz ~ 2GHz	Aug. 03, 2019	Aug. 02, 2020	Radiation (03CH06-CB)
Loop Antenna	Teseq	HLA 6120	24155	9kHz - 30 MHz	Apr. 13, 2020	Apr. 12, 2021	Radiation (03CH06-CB)
Pre-Amplifier	Agilent	310N	187290	0.1MHz ~ 1GHz	Apr. 28, 2020	Apr. 27, 2021	Radiation (03CH06-CB)
Spectrum analyzer	R&S	FSP40	100080	9kHz~40GHz	Oct. 21, 2019	Oct. 20, 2020	Radiation (03CH06-CB)
EMI Test Receiver	R&S	ESCS	826547/017	9kHz ~ 2.75GHz	May 13, 2020	May 12, 2021	Radiation (03CH06-CB)
RF Cable-low	HUBER+SUHNER	RG402	Low Cable-05+24	30MHz~1GHz	Oct. 07, 2019	Oct. 06, 2020	Radiation (03CH06-CB)
Horn Antenna	ETS-LINDGREN	3115	00075790	750MHz ~ 18GHz	Nov. 04, 2019	Nov. 03, 2020	Radiation (03CH01-CB)
Horn Antenna	Schwarzbeck	BBHA 9170	BBHA9170252	15GHz ~ 40GHz	Jun. 27, 2019	Jun. 26, 2020	Radiation (03CH01-CB)
Pre-Amplifier	Agilent	8449B	3008A02310	1GHz ~ 26.5GHz	Jan. 08, 2020	Jan. 07, 2021	Radiation (03CH01-CB)
Pre-Amplifier	MITEQ	TTA1840-35-HG	1864479	18GHz ~ 40GHz	Jul. 03, 2019	Jul. 02, 2020	Radiation (03CH01-CB)
Spectrum Analyzer	R&S	FSP40	100056	9kHz ~ 40GHz	Apr. 16, 2020	Apr. 15, 2021	Radiation (03CH01-CB)
RF Cable-high	Woken	RG402	High Cable-16	1 GHz ~ 18 GHz	Oct. 07, 2019	Oct. 06, 2020	Radiation (03CH01-CB)



Instrument	Manufacturer	Model No.	Serial No.	Characteristics	Calibration Date	Calibration Due Date	Remark
RF Cable-high	Woken	RG402	High Cable-16+17	1 GHz ~ 18 GHz	Oct. 07, 2019	Oct. 06, 2020	Radiation (03CH01-CB)
RF Cable-high	Woken	RG402	High Cable-40G#1	18GHz ~ 40 GHz	Jul. 24, 2019	Jul. 23, 2020	Radiation (03CH01-CB)
RF Cable-high	Woken	RG402	High Cable-40G#2	18GHz ~ 40 GHz	Jul. 24, 2019	Jul. 23, 2020	Radiation (03CH01-CB)
Spectrum analyzer	R&S	FSV40	101027	9kHz~40GHz	Jul. 02, 2019	Jul. 01, 2020	Conducted (TH02-CB)
Power Sensor	Anritsu	MA2411B	1126203	300MHz~40GHz	Sep. 11, 2019	Sep. 10, 2020	Conducted (TH02-CB)
Power Meter	Anritsu	ML2495A	1210004	300MHz~40GHz	Sep. 11, 2019	Sep. 10, 2020	Conducted (TH02-CB)
RF Cable-high	Woken	RG402	High Cable-01	1 GHz – 26.5 GHz	Oct. 07, 2019	Oct. 06, 2020	Conducted (TH02-CB)
RF Cable-high	Woken	RG402	High Cable-02	1 GHz – 26.5 GHz	Oct. 07, 2019	Oct. 06, 2020	Conducted (TH02-CB)
RF Cable-high	Woken	RG402	High Cable-3	1 GHz – 26.5 GHz	Oct. 07, 2019	Oct. 06, 2020	Conducted (TH02-CB)
RF Cable-high	Woken	RG402	High Cable-04	1 GHz – 26.5 GHz	Oct. 07, 2019	Oct. 06, 2020	Conducted (TH02-CB)
RF Cable-high	Woken	RG402	High Cable-05	1 GHz – 26.5 GHz	Oct. 07, 2019	Oct. 06, 2020	Conducted (TH02-CB)

Note: Calibration Interval of instruments listed above is one year.
NCR means Non-Calibration required.





For non-beamforming mode:
Summary

Mode	Max-N dB (Hz)	Max-OBW (Hz)	ITU-Code	Min-N dB (Hz)	Min-OBW (Hz)
2.4-2.4835GHz	-	-	-	-	-
802.11b_(1Mbps)_2TX	8.525M	14.043M	14M0G1D	7.05M	13.293M
802.11g_(6Mbps)_2TX	16.3M	16.467M	16M5D1D	15.625M	16.392M
802.11ax HEW20_Nss1,(MCS0)_2TX	18.725M	18.966M	19M0D1D	17.5M	18.916M
802.11ax HEW40_Nss1,(MCS0)_2TX	37.8M	37.781M	37M8D1D	36.95M	37.731M

Max-N dB = Maximum 6dB down bandwidth; **Max-OBW** = Maximum 99% occupied bandwidth;

Min-N dB = Minimum 6dB down bandwidth; **Min-OBW** = Minimum 99% occupied bandwidth;

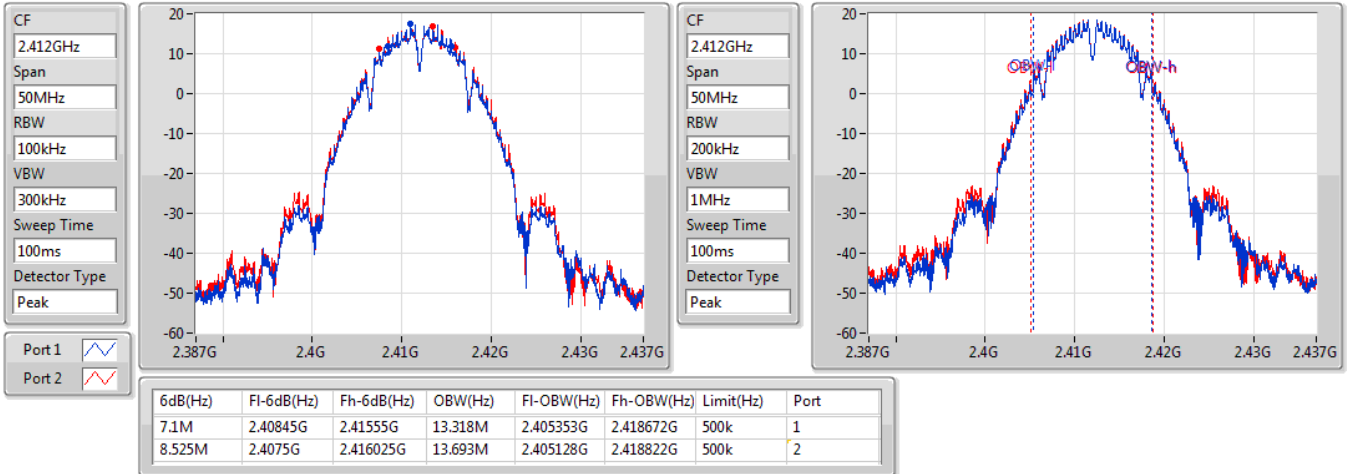
Result

Mode	Result	Limit (Hz)	Port 1-N dB (Hz)	Port 1-OBW (Hz)	Port 2-N dB (Hz)	Port 2-OBW (Hz)
802.11b_(1Mbps)_2TX	-	-	-	-	-	-
2412MHz	Pass	500k	7.1M	13.318M	8.525M	13.693M
2437MHz	Pass	500k	8.025M	14.043M	7.525M	14.018M
2462MHz	Pass	500k	8.5M	13.293M	7.05M	13.943M
802.11g_(6Mbps)_2TX	-	-	-	-	-	-
2412MHz	Pass	500k	15.625M	16.392M	16M	16.392M
2437MHz	Pass	500k	15.875M	16.467M	16.3M	16.467M
2462MHz	Pass	500k	15.625M	16.392M	16.025M	16.417M
802.11ax HEW20_Nss1,(MCS0)_2TX	-	-	-	-	-	-
2412MHz	Pass	500k	18.15M	18.916M	18.725M	18.916M
2437MHz	Pass	500k	18.1M	18.966M	17.85M	18.966M
2462MHz	Pass	500k	17.5M	18.941M	18M	18.916M
802.11ax HEW40_Nss1,(MCS0)_2TX	-	-	-	-	-	-
2422MHz	Pass	500k	37.15M	37.731M	37.35M	37.781M
2437MHz	Pass	500k	37.8M	37.731M	37.2M	37.731M
2452MHz	Pass	500k	37.75M	37.781M	36.95M	37.781M

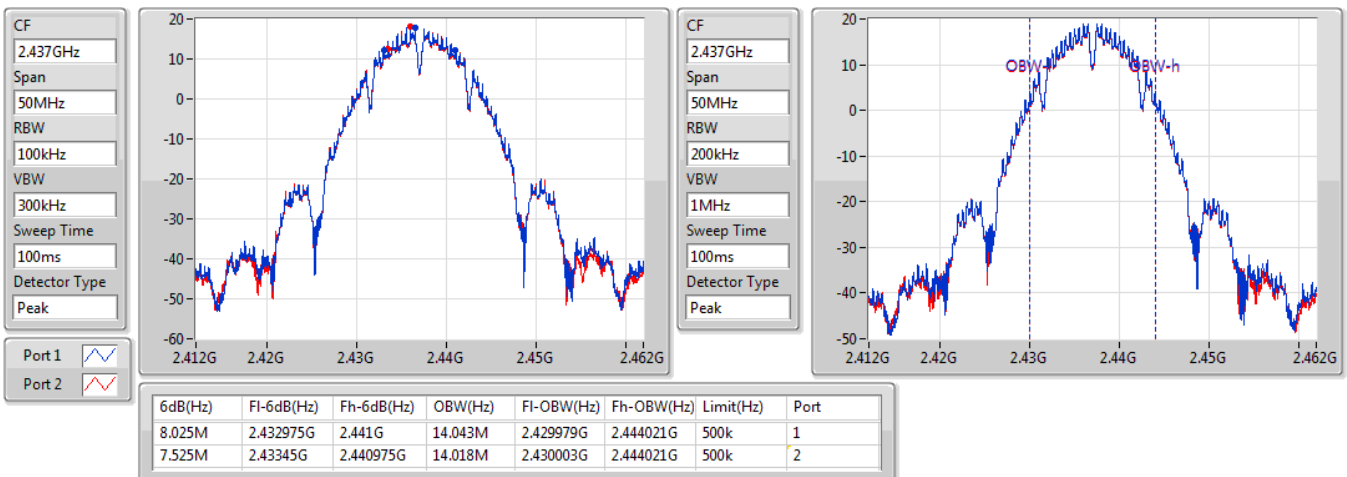
Port X-N dB = Port X 6dB down bandwidth; **Port X-OBW** = Port X 99% occupied bandwidth;

802.11b_(1Mbps)_2TX
EBW
2412MHz

19/05/2020


802.11b_(1Mbps)_2TX
EBW
2437MHz

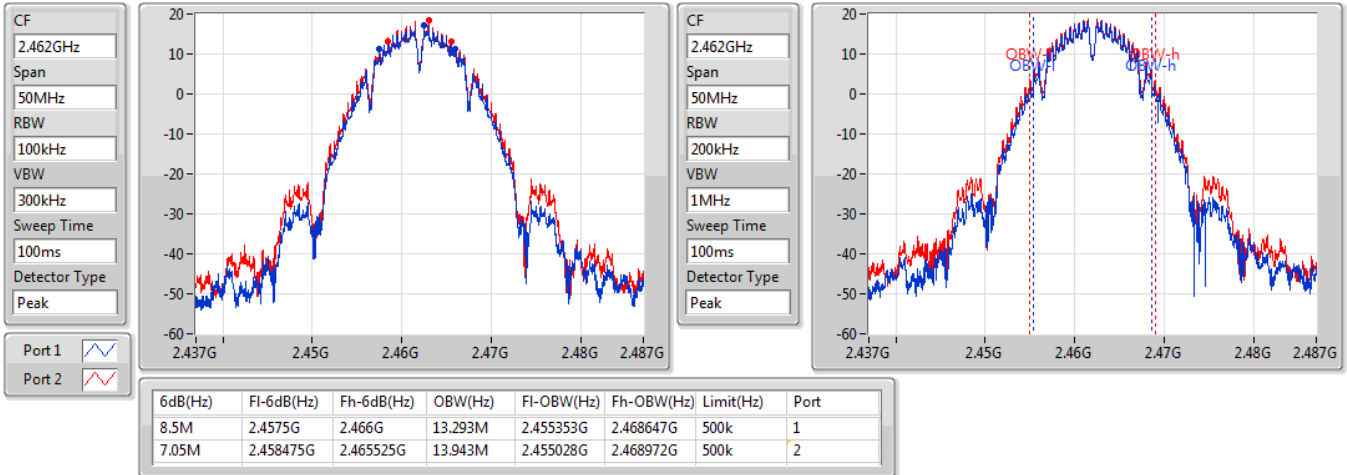
19/05/2020



802.11b_(1Mbps)_2TX

2462MHz

19/05/2020



802.11g_(6Mbps)_2TX

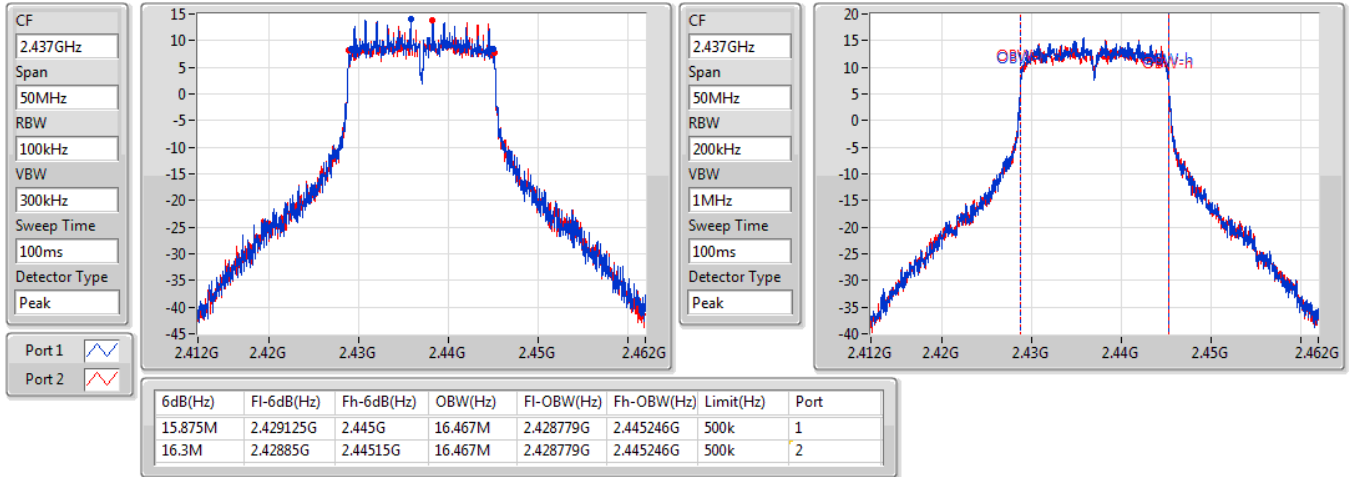
2412MHz

19/05/2020

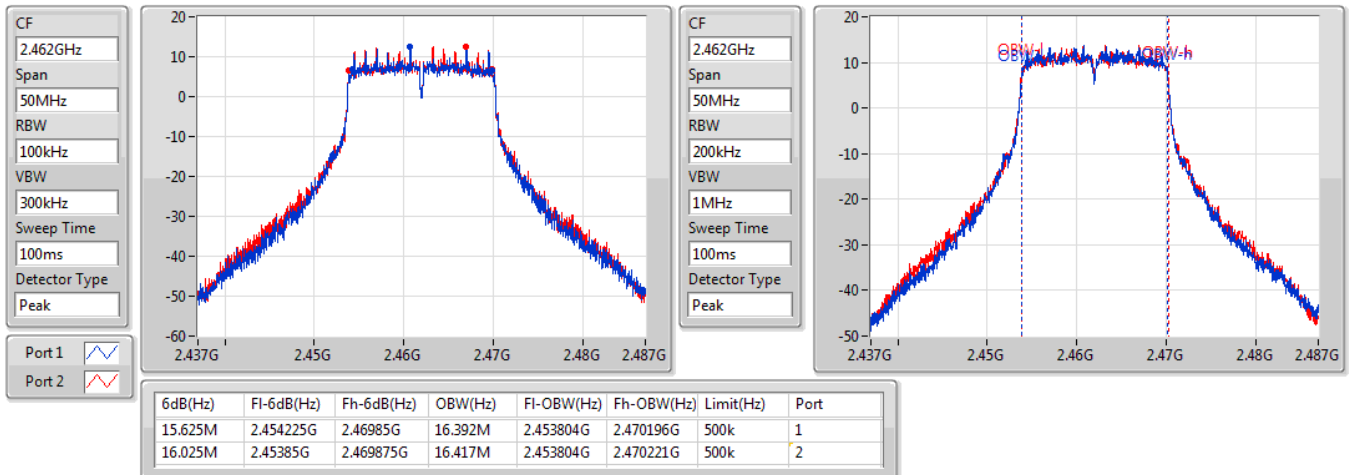


802.11g_(6Mbps)_2TX
EBW
2437MHz

19/05/2020

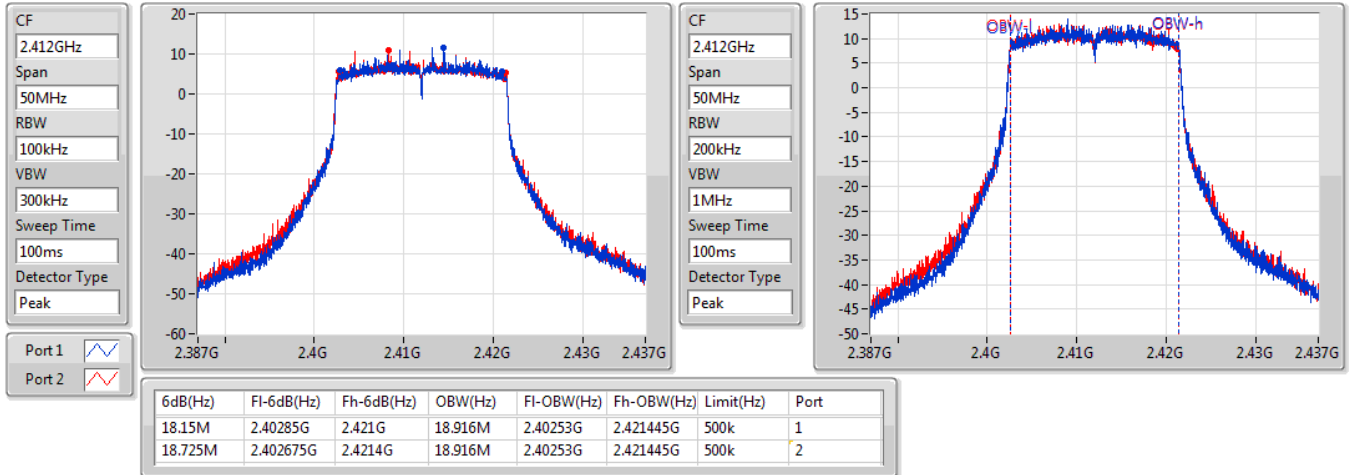

802.11g_(6Mbps)_2TX
EBW
2462MHz

19/05/2020

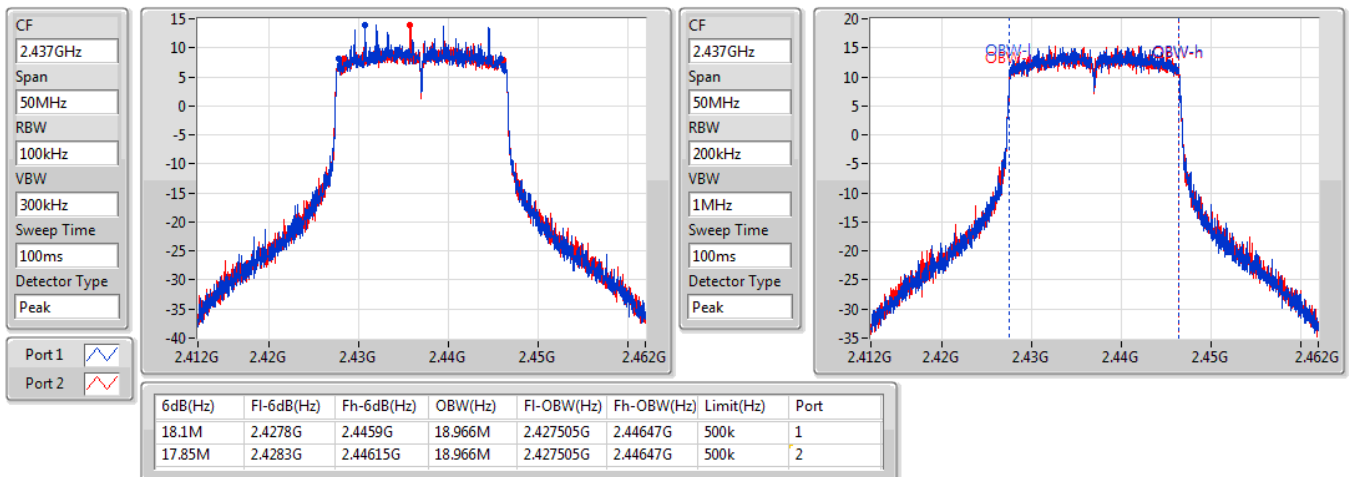


802.11ax HEW20_Nss1,(MCS0)_2TX
EBW
2412MHz

19/05/2020

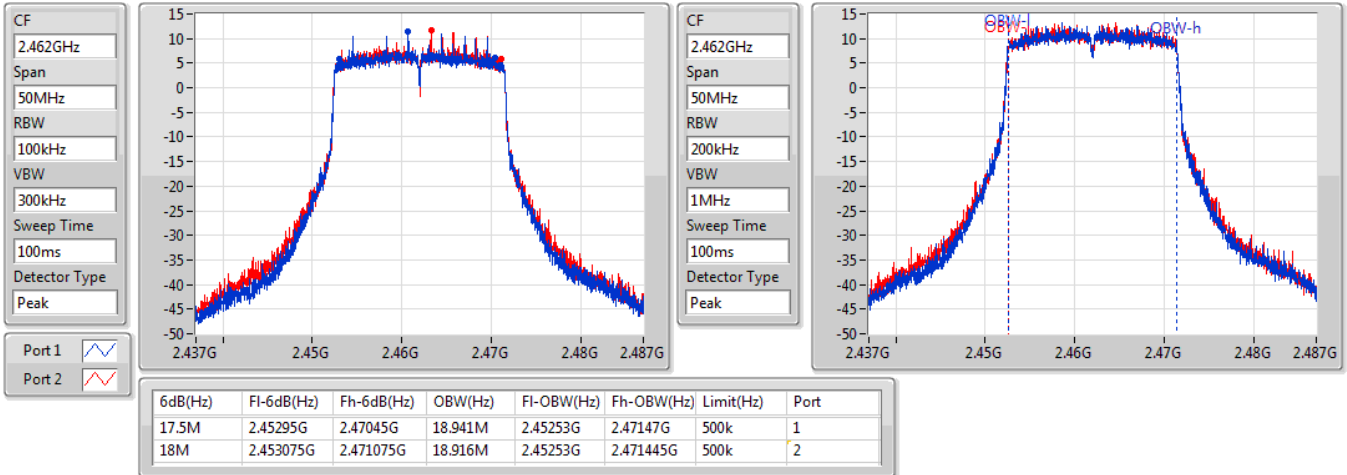

802.11ax HEW20_Nss1,(MCS0)_2TX
EBW
2437MHz

19/05/2020

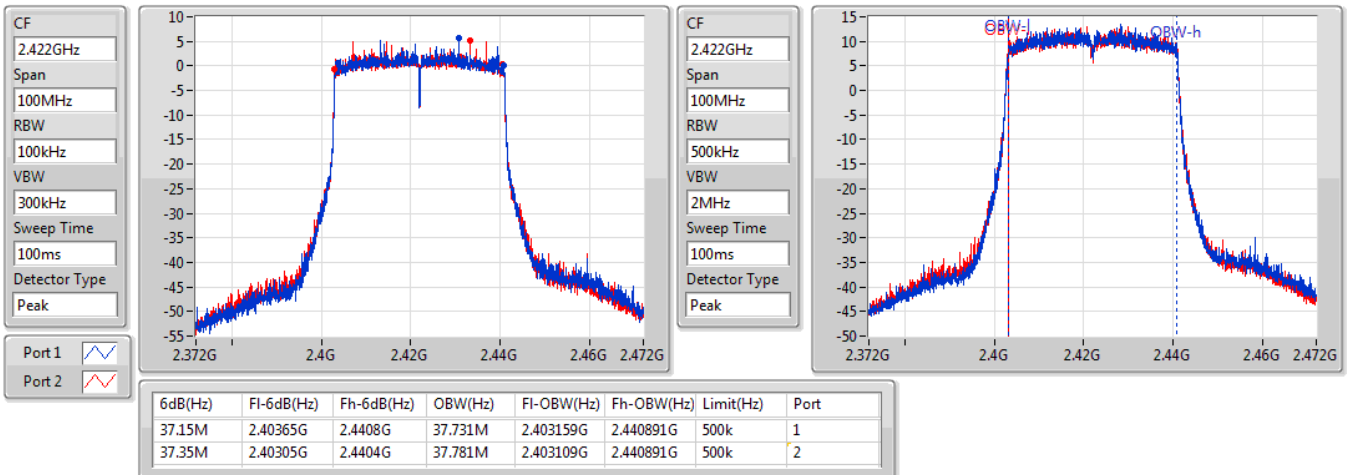


802.11ax HEW20_Nss1,(MCS0)_2TX
EBW
2462MHz

19/05/2020

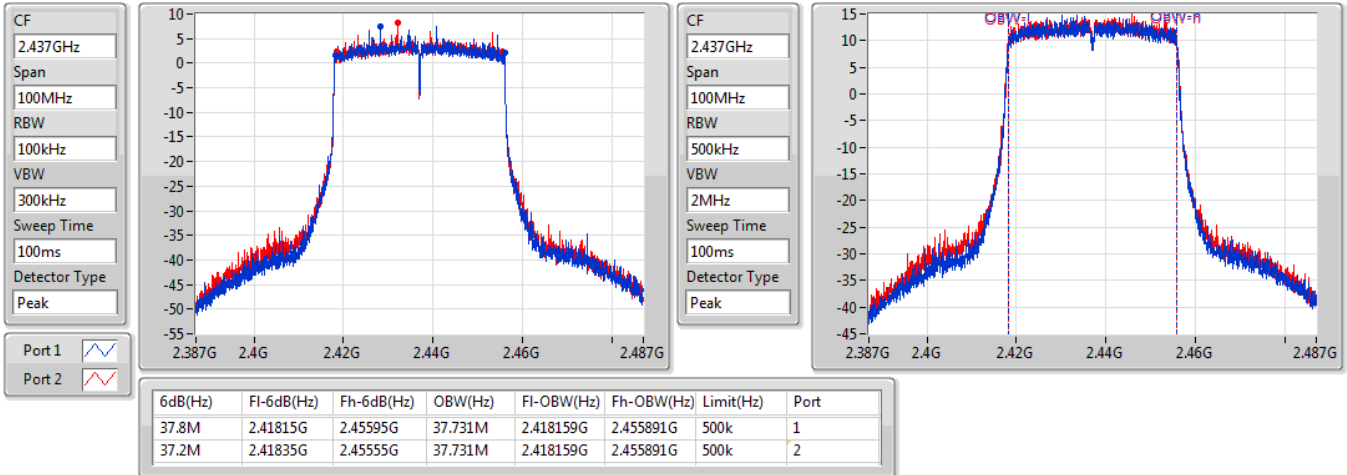

802.11ax HEW40_Nss1,(MCS0)_2TX
EBW
2422MHz

19/05/2020

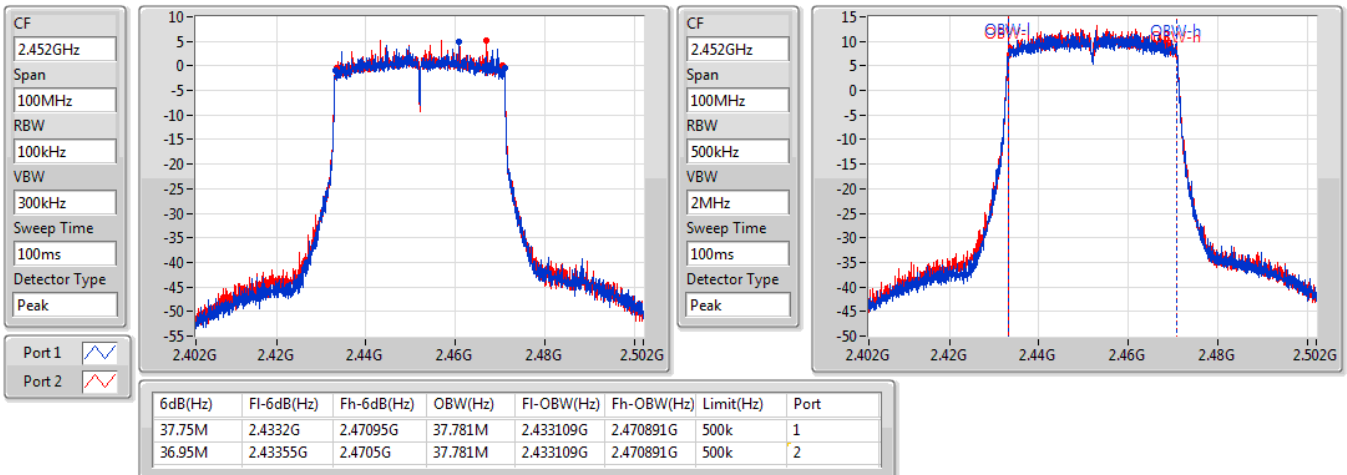


802.11ax HEW40_Nss1,(MCS0)_2TX
EBW
2437MHz

19/05/2020


802.11ax HEW40_Nss1,(MCS0)_2TX
EBW
2452MHz

19/05/2020



For beamforming mode:
Summary

Mode	Max-N dB (Hz)	Max-OBW (Hz)	ITU-Code	Min-N dB (Hz)	Min-OBW (Hz)
2.4-2.4835GHz	-	-	-	-	-
802.11ax HEW20-BF_Nss1,(MCS0)_2TX	18.275M	18.941M	18M9D1D	16.825M	18.866M
802.11ax HEW40-BF_Nss1,(MCS0)_2TX	36.25M	37.781M	37M8D1D	28.45M	37.681M

Max-N dB = Maximum 6dB down bandwidth; **Max-OBW** = Maximum 99% occupied bandwidth;

Min-N dB = Minimum 6dB down bandwidth; **Min-OBW** = Minimum 99% occupied bandwidth;

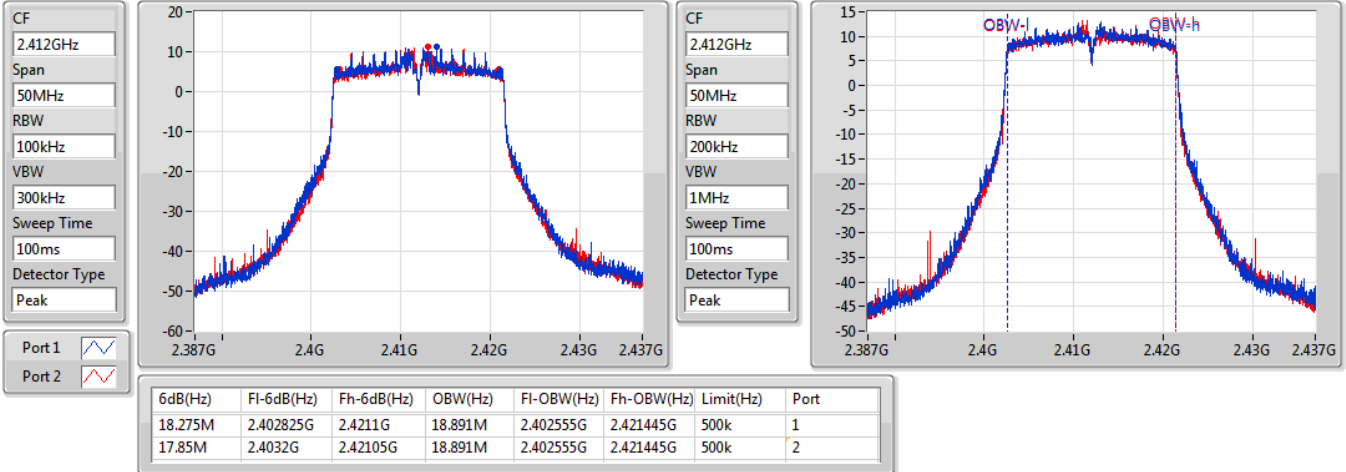
Result

Mode	Result	Limit (Hz)	Port 1-N dB (Hz)	Port 1-OBW (Hz)	Port 2-N dB (Hz)	Port 2-OBW (Hz)
802.11ax HEW20-BF_Nss1,(MCS0)_2TX	-	-	-	-	-	-
2412MHz	Pass	500k	18.275M	18.891M	17.85M	18.891M
2417MHz						
2437MHz	Pass	500k	18.075M	18.941M	18.1M	18.916M
2457MHz						
2462MHz	Pass	500k	16.825M	18.866M	17.775M	18.891M
802.11ax HEW40-BF_Nss1,(MCS0)_2TX	-	-	-	-	-	-
2422MHz	Pass	500k	32.5M	37.781M	31.25M	37.681M
2437MHz	Pass	500k	28.45M	37.731M	30.05M	37.731M
2447MHz						
2452MHz	Pass	500k	36.25M	37.681M	35.95M	37.731M

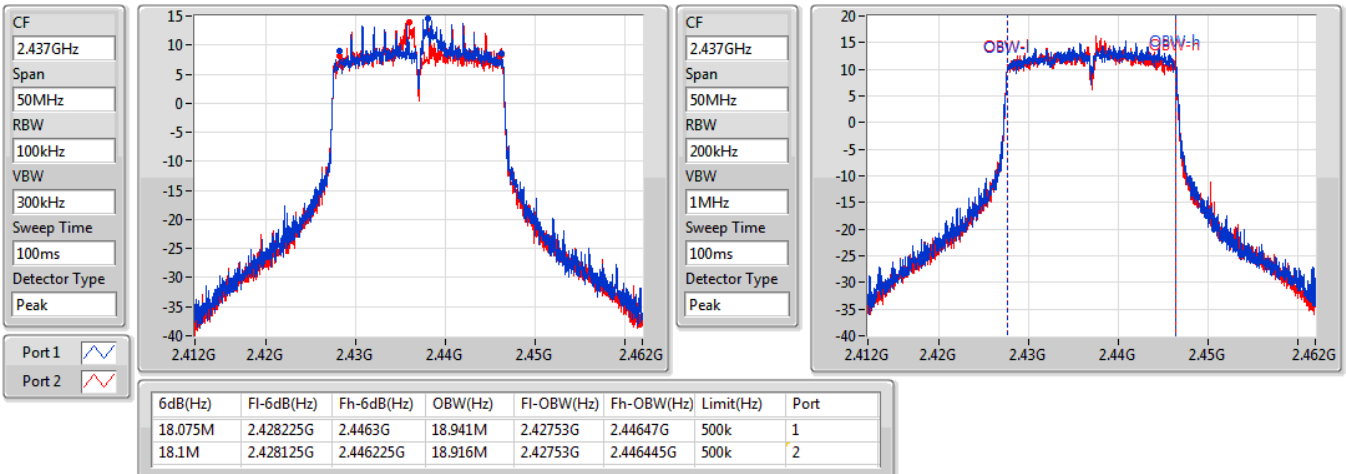
Port X-N dB = Port X 6dB down bandwidth; **Port X-OBW** = Port X 99% occupied bandwidth;

802.11ax HEW20-BF_Nss1,(MCS0)_2TX
EBW
2412MHz

12/06/2020

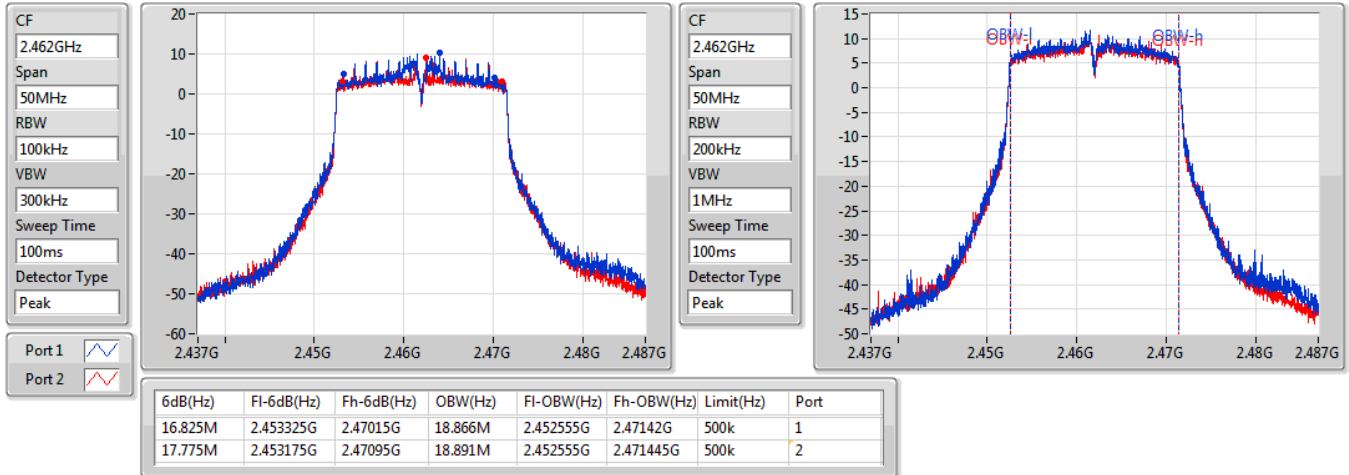

802.11ax HEW20-BF_Nss1,(MCS0)_2TX
EBW
2437MHz

12/06/2020

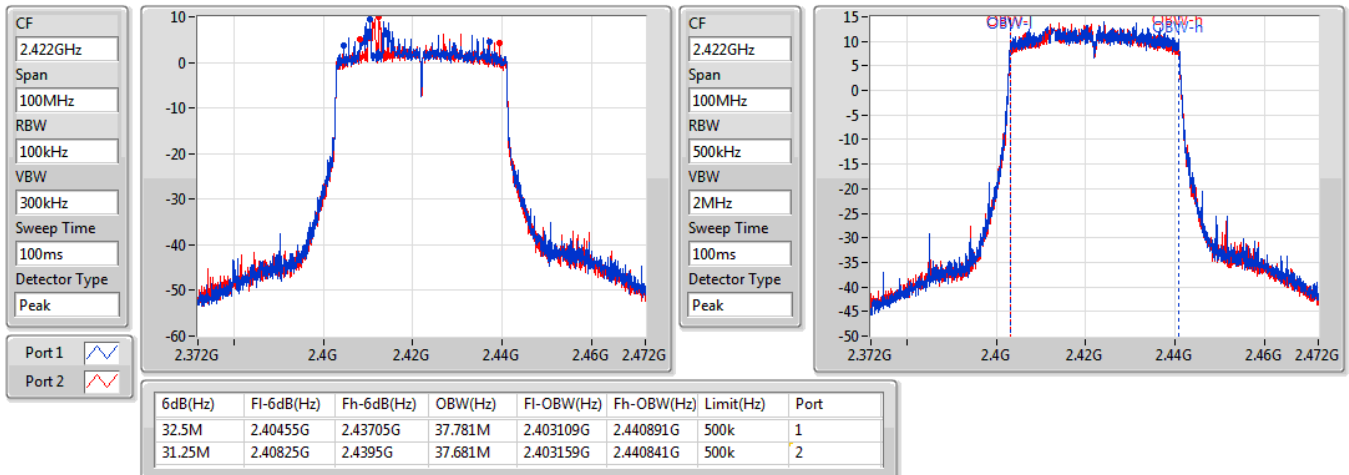


802.11ax HEW20-BF_Nss1,(MCS0)_2TX
EBW
2462MHz

12/06/2020

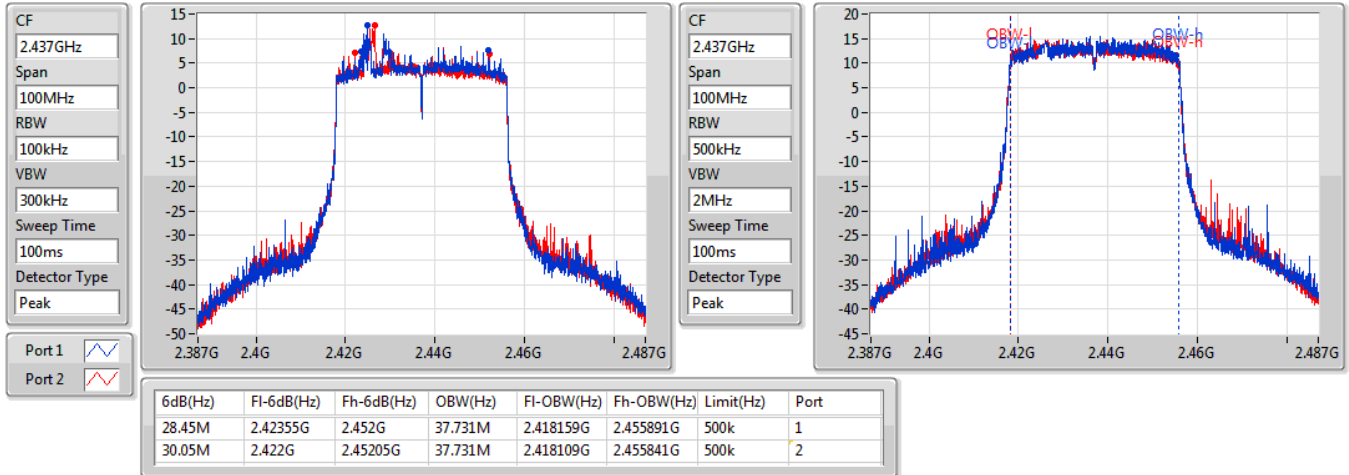

802.11ax HEW40-BF_Nss1,(MCS0)_2TX
EBW
2422MHz

12/06/2020

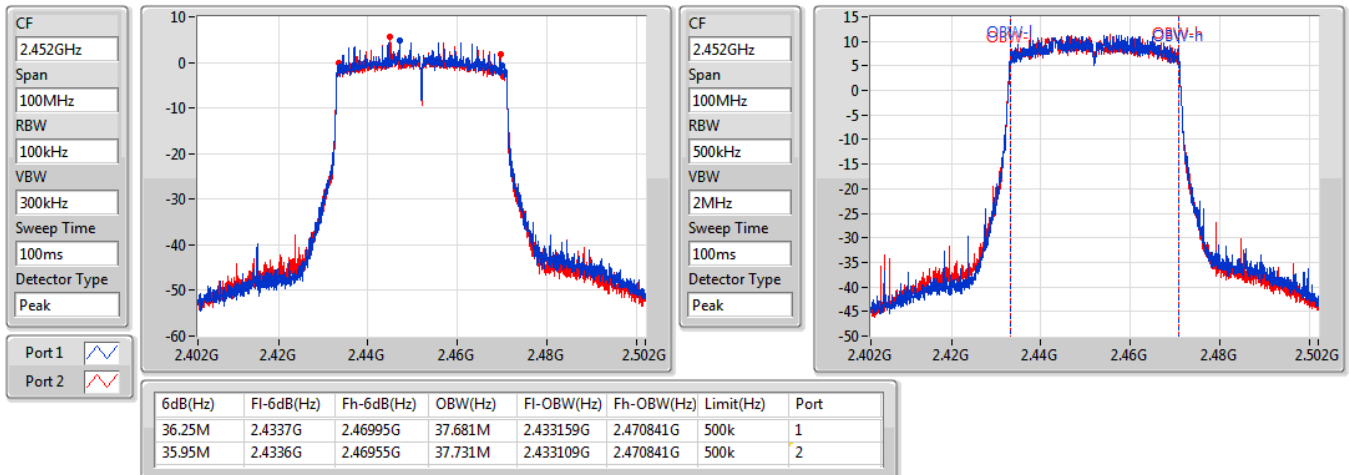


802.11ax HEW40-BF_Nss1,(MCS0)_2TX
EBW
2437MHz

12/06/2020


802.11ax HEW40-BF_Nss1,(MCS0)_2TX
EBW
2452MHz

12/06/2020





For non-beamforming mode:

Summary

Mode	Total Power (dBm)	Total Power (W)
2.4-2.4835GHz	-	-
802.11b_(1Mbps)_2TX	29.54	0.89950
802.11g_(6Mbps)_2TX	27.19	0.52360
802.11ax HEW20_Nss1,(MCS0)_2TX	26.98	0.49888
802.11ax HEW40_Nss1,(MCS0)_2TX	24.41	0.27606

Result

Mode	Result	DG (dBi)	Port 1 (dBm)	Port 2 (dBm)	Total Power (dBm)	Power Limit (dBm)
802.11b_(1Mbps)_2TX	-	-	-	-	-	-
2412MHz	Pass	5.45	25.93	25.85	28.90	30.00
2437MHz	Pass	5.45	26.67	26.38	29.54	30.00
2462MHz	Pass	5.45	26.12	26.23	29.19	30.00
802.11g_(6Mbps)_2TX	-	-	-	-	-	-
2412MHz	Pass	5.45	22.14	22.18	25.17	30.00
2417MHz	Pass	5.45	23.46	23.48	26.48	30.00
2437MHz	Pass	5.45	24.22	24.13	27.19	30.00
2457MHz	Pass	5.45	23.94	24.07	27.02	30.00
2462MHz	Pass	5.45	22.46	22.43	25.46	30.00
802.11ax HEW20_Nss1,(MCS0)_2TX	-	-	-	-	-	-
2412MHz	Pass	5.45	21.61	21.67	24.65	30.00
2417MHz	Pass	5.45	23.04	23.02	26.04	30.00
2437MHz	Pass	5.45	24.02	23.91	26.98	30.00
2457MHz	Pass	5.45	22.94	23.14	26.05	30.00
2462MHz	Pass	5.45	21.47	21.62	24.56	30.00
802.11ax HEW40_Nss1,(MCS0)_2TX	-	-	-	-	-	-
2422MHz	Pass	5.45	19.53	19.33	22.44	30.00
2437MHz	Pass	5.45	21.34	21.46	24.41	30.00
2452MHz	Pass	5.45	18.95	19.16	22.07	30.00

DG = Directional Gain; **Port X** = Port X output power



For beamforming mode:

Summary

Mode	Total Power (dBm)	Total Power (W)
2.4-2.4835GHz	-	-
802.11ax HEW20-BF_Nss1,(MCS0)_2TX	26.54	0.45082
802.11ax HEW40-BF_Nss1,(MCS0)_2TX	25.14	0.32659



Result

Mode	Result	DG (dBi)	Port 1 (dBm)	Port 2 (dBm)	Total Power (dBm)	Power Limit (dBm)
802.11ax HEW20-BF_Nss1,(MCS0)_2TX	-	-	-	-	-	-
2412MHz	Pass	7.97	21.20	20.86	24.04	28.03
2417MHz	Pass	7.97	23.63	23.11	26.39	28.03
2437MHz	Pass	7.97	23.74	23.30	26.54	28.03
2457MHz	Pass	7.97	22.17	21.67	24.94	28.03
2462MHz	Pass	7.97	19.10	18.79	21.96	28.03
802.11ax HEW40-BF_Nss1,(MCS0)_2TX	-	-	-	-	-	-
2422MHz	Pass	7.97	20.23	20.12	23.19	28.03
2437MHz	Pass	7.97	22.25	22.00	25.14	28.03
2447MHz	Pass	7.97	19.35	19.04	22.21	28.03
2452MHz	Pass	7.97	18.20	18.09	21.16	28.03

DG = Directional Gain; **Port X** = Port X output power

For non-beamforming mode:

Summary

Mode	PD (dBm/RBW)
2.4-2.4835GHz	-
802.11b_(1Mbps)_2TX	5.49
802.11g_(6Mbps)_2TX	-1.36
802.11ax HEW20_Nss1,(MCS0)_2TX	-0.96
802.11ax HEW40_Nss1,(MCS0)_2TX	-6.20

RBW = 500 kHz for 5.725-5.85GHz band / 1MHz for other band;

Result

Mode	Result	DG (dBi)	Port 1 (dBm/RBW)	Port 2 (dBm/RBW)	PD (dBm/RBW)	PD Limit (dBm/RBW)
802.11b_(1Mbps)_2TX	-	-	-	-	-	-
2412MHz	Pass	7.97	4.01	2.49	5.29	6.03
2437MHz	Pass	7.97	3.20	2.68	4.59	6.03
2462MHz	Pass	7.97	2.68	3.02	5.49	6.03
802.11g_(6Mbps)_2TX	-	-	-	-	-	-
2412MHz	Pass	7.97	-5.15	-4.44	-2.85	6.03
2437MHz	Pass	7.97	-3.65	-2.73	-1.36	6.03
2462MHz	Pass	7.97	-3.61	-4.68	-2.27	6.03
802.11ax HEW20_Nss1,(MCS0)_2TX	-	-	-	-	-	-
2412MHz	Pass	7.97	-5.07	-4.51	-2.91	6.03
2437MHz	Pass	7.97	-2.70	-2.94	-0.96	6.03
2462MHz	Pass	7.97	-4.18	-4.35	-2.68	6.03
802.11ax HEW40_Nss1,(MCS0)_2TX	-	-	-	-	-	-
2422MHz	Pass	7.97	-10.55	-9.06	-6.78	6.03
2437MHz	Pass	7.97	-8.42	-7.15	-6.20	6.03
2452MHz	Pass	7.97	-10.54	-10.13	-8.65	6.03

DG = Directional Gain; **RBW** = 500 kHz for 5.725-5.85GHz band / 1MHz for other band;

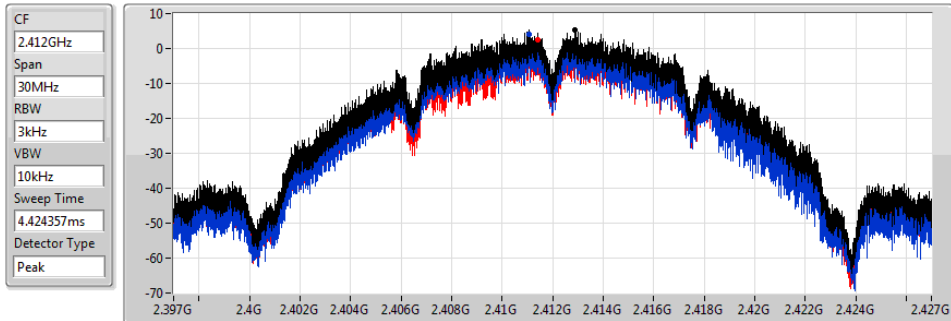
PD = trace bin-by-bin of each transmits port summing can be performed maximum power density; **Port X** = Port X power density;

802.11b_(1Mbps)_2TX

PSD

2412MHz

19/05/2020



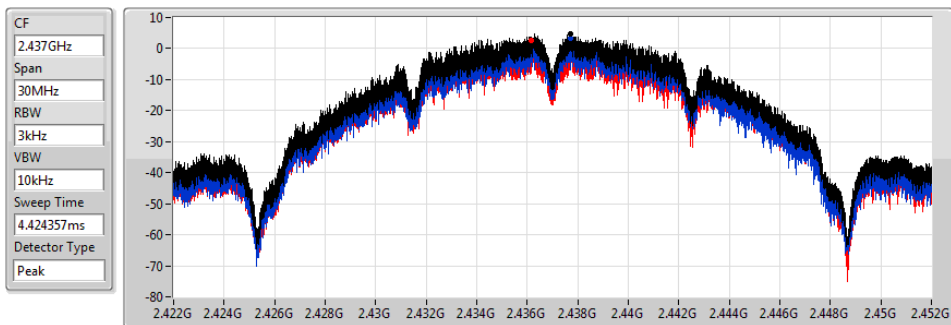
Sum	PD	Port 1	Port 2
(dBm/Hz)	(dBm/Hz)	(dBm/Hz)	(dBm/Hz)
5.29	5.29	4.01	2.49

802.11b_(1Mbps)_2TX

PSD

2437MHz

19/05/2020



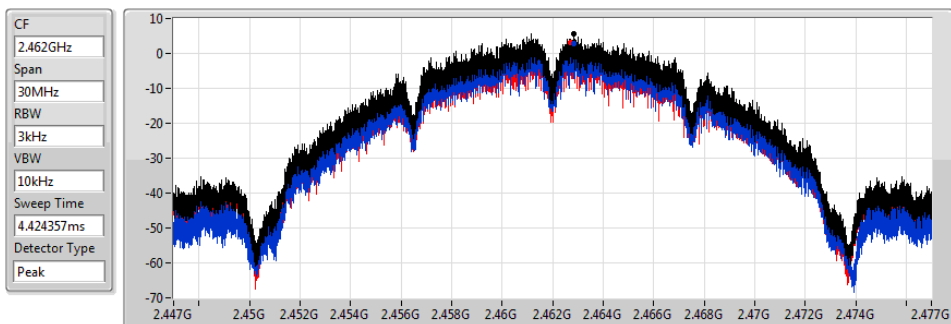
Sum	PD	Port 1	Port 2
(dBm/Hz)	(dBm/Hz)	(dBm/Hz)	(dBm/Hz)
4.59	4.59	3.20	2.68

802.11b_(1Mbps)_2TX

PSD

2462MHz

19/05/2020



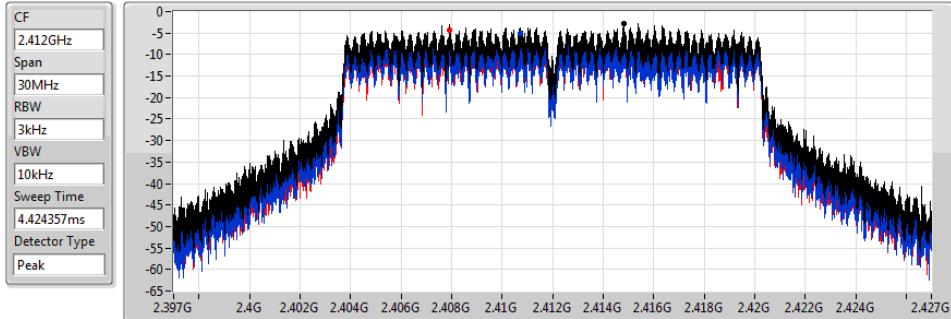
Sum	PD	Port 1	Port 2
(dBm/Hz)	(dBm/Hz)	(dBm/Hz)	(dBm/Hz)
5.49	5.49	2.68	3.02

802.11g_(6Mbps)_2TX

PSD

2412MHz

19/05/2020



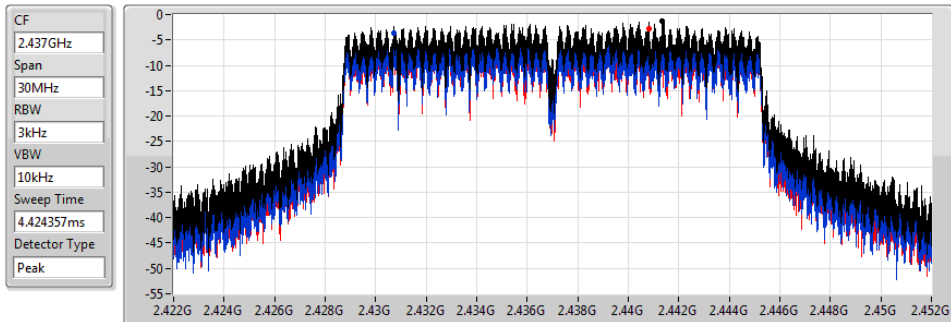
Sum	PD	Port 1	Port 2
(dBm/Hz)	(dBm/Hz)	(dBm/Hz)	(dBm/Hz)
-2.85	-2.85	-5.15	-4.44

802.11g_(6Mbps)_2TX

PSD

2437MHz

19/05/2020



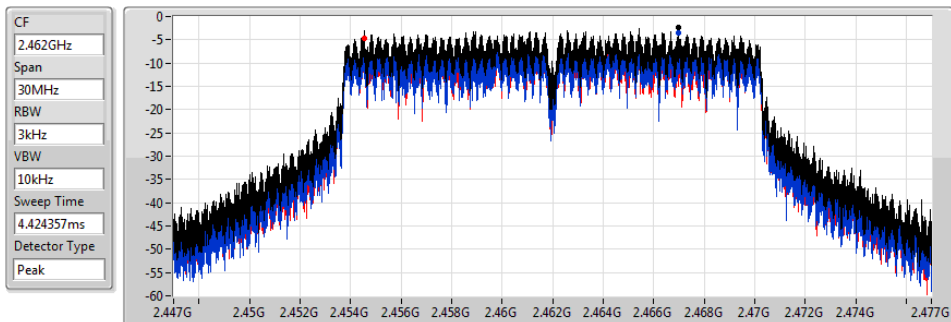
Sum	PD	Port 1	Port 2
(dBm/Hz)	(dBm/Hz)	(dBm/Hz)	(dBm/Hz)
-1.36	-1.36	-3.65	-2.73

802.11g_(6Mbps)_2TX

PSD

2462MHz

19/05/2020



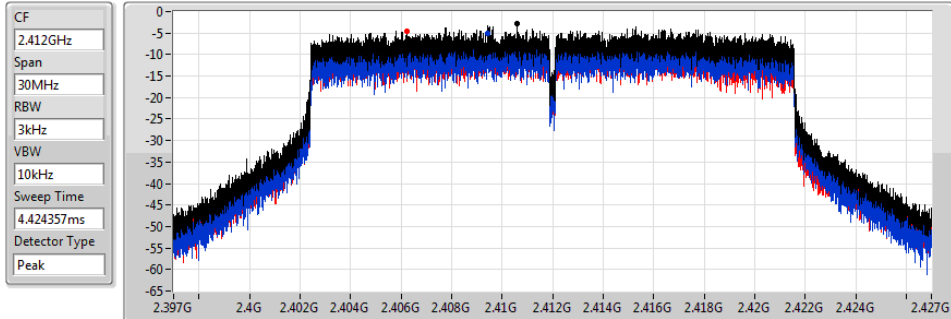
Sum	PD	Port 1	Port 2
(dBm/Hz)	(dBm/Hz)	(dBm/Hz)	(dBm/Hz)
-2.27	-2.27	-3.61	-4.68

802.11ax HEW20_Nss1,(MCS0)_2TX

PSD

2412MHz

19/05/2020



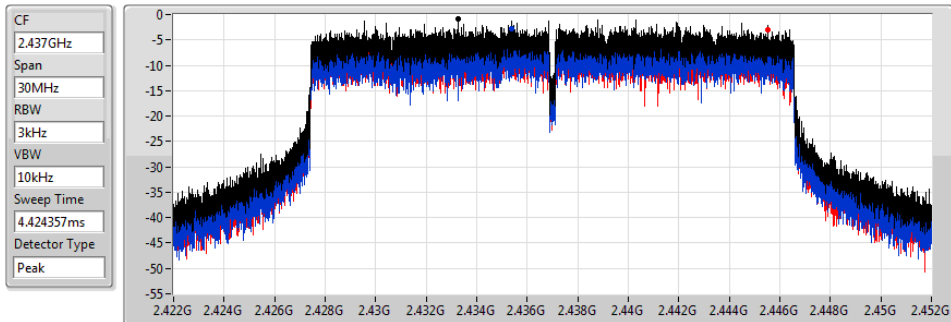
Sum	PD	Port 1	Port 2
(dBm/Hz)	(dBm/Hz)	(dBm/Hz)	(dBm/Hz)
-2.91	-2.91	-5.07	-4.51

802.11ax HEW20_Nss1,(MCS0)_2TX

PSD

2437MHz

19/05/2020



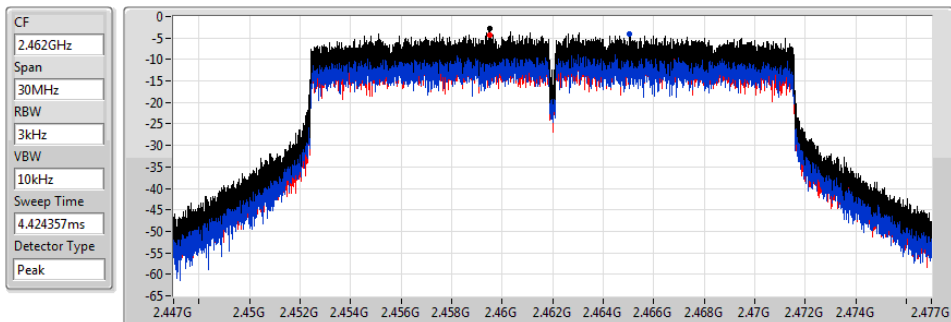
Sum	PD	Port 1	Port 2
(dBm/Hz)	(dBm/Hz)	(dBm/Hz)	(dBm/Hz)
-0.96	-0.96	-2.70	-2.94

802.11ax HEW20_Nss1,(MCS0)_2TX

PSD

2462MHz

19/05/2020



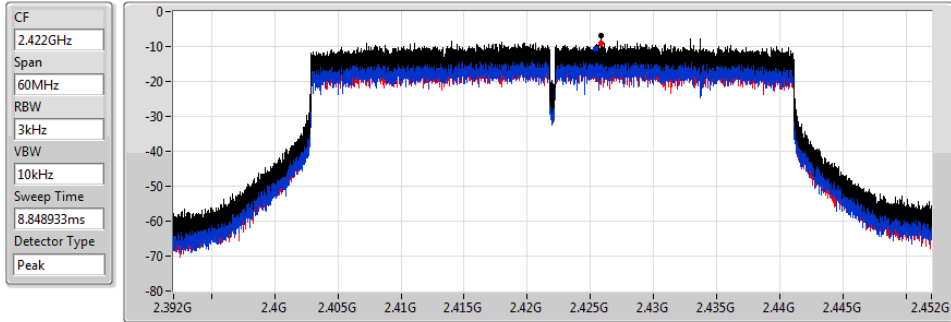
Sum	PD	Port 1	Port 2
(dBm/Hz)	(dBm/Hz)	(dBm/Hz)	(dBm/Hz)
-2.68	-2.68	-4.18	-4.35

802.11ax HEW40_Nss1,(MCS0)_2TX

PSD

2422MHz

19/05/2020



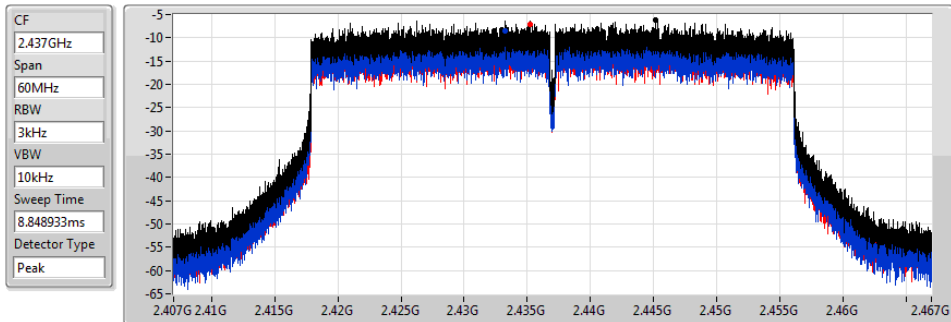
Sum	PD	Port 1	Port 2
(dBm/Hz)	(dBm/Hz)	(dBm/Hz)	(dBm/Hz)
-6.78	-6.78	-10.55	-9.06

802.11ax HEW40_Nss1,(MCS0)_2TX

PSD

2437MHz

19/05/2020



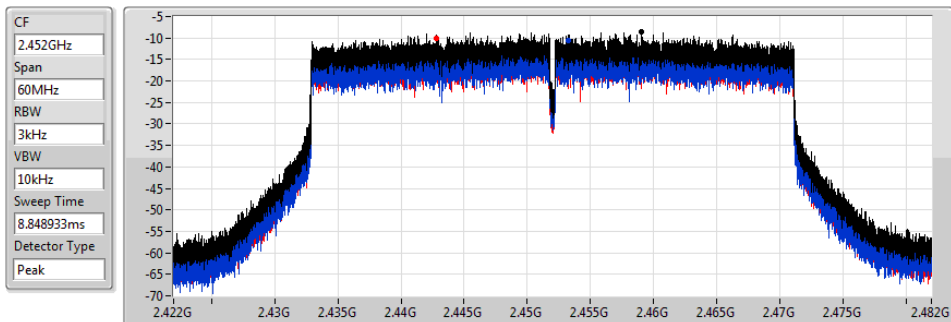
Sum	PD	Port 1	Port 2
(dBm/Hz)	(dBm/Hz)	(dBm/Hz)	(dBm/Hz)
-6.20	-6.20	-8.42	-7.15

802.11ax HEW40_Nss1,(MCS0)_2TX

PSD

2452MHz

19/05/2020



Sum	PD	Port 1	Port 2
(dBm/Hz)	(dBm/Hz)	(dBm/Hz)	(dBm/Hz)
-8.65	-8.65	-10.54	-10.13

For beamforming mode:**Summary**

Mode	PD (dBm/RBW)
2.4-2.4835GHz	-
802.11ax HEW20-BF_Nss1,(MCS0)_2TX	0.45
802.11ax HEW40-BF_Nss1,(MCS0)_2TX	-1.32

RBW = 500 kHz for 5.725-5.85GHz band / 1MHz for other band;

Result

Mode	Result	DG (dBi)	Port 1 (dBm/RBW)	Port 2 (dBm/RBW)	PD (dBm/RBW)	PD Limit (dBm/RBW)
802.11ax HEW20-BF_Nss1,(MCS0)_2TX	-	-	-	-	-	-
2412MHz	Pass	7.97	-2.83	-4.58	-2.52	6.03
2437MHz	Pass	7.97	-2.52	-2.34	0.45	6.03
2462MHz	Pass	7.97	-7.20	-5.28	-4.85	6.03
802.11ax HEW40-BF_Nss1,(MCS0)_2TX	-	-	-	-	-	-
2422MHz	Pass	7.97	-6.89	-8.21	-5.84	6.03
2437MHz	Pass	7.97	-4.88	-1.55	-1.32	6.03
2452MHz	Pass	7.97	-6.60	-6.08	-5.81	6.03

DG = Directional Gain; **RBW** = 500 kHz for 5.725-5.85GHz band / 1MHz for other band;

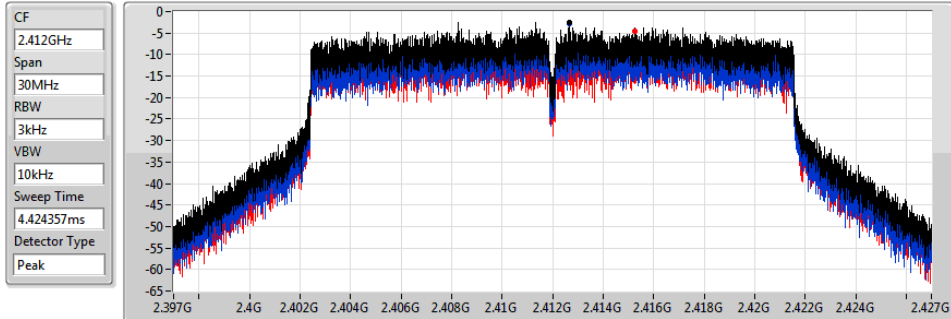
PD = trace bin-by-bin of each transmits port summing can be performed maximum power density; **Port X** = Port X power density;

802.11ax HEW20-BF_Nss1,(MCS0)_2TX

2412MHz

PSD

12/06/2020



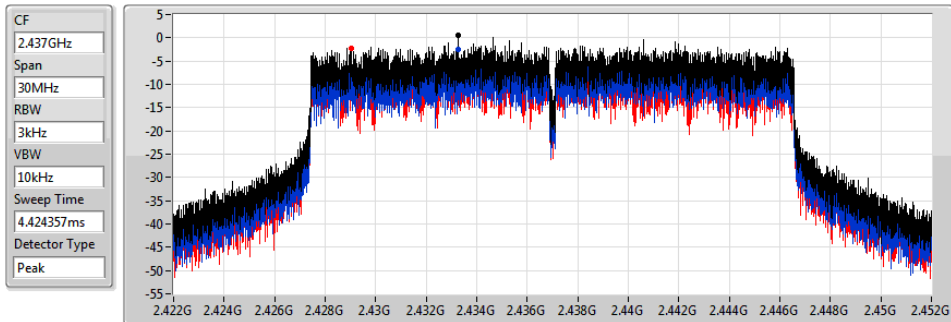
Sum	PD	Port 1	Port 2
(dBm/Hz)	(dBm/Hz)	(dBm/Hz)	(dBm/Hz)
-2.52	-2.52	-2.83	-4.58

802.11ax HEW20-BF_Nss1,(MCS0)_2TX

2437MHz

PSD

12/06/2020



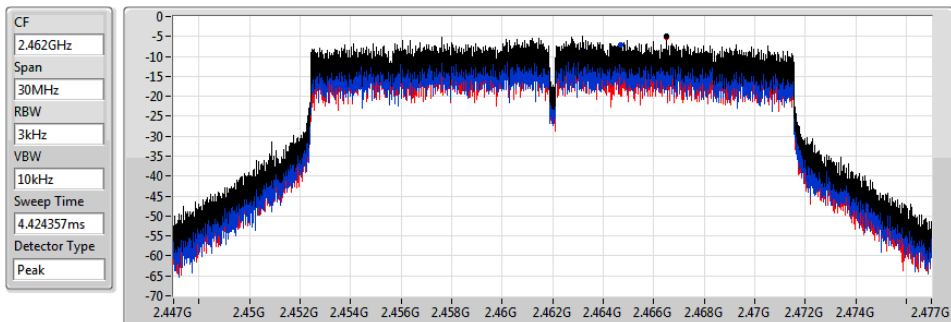
Sum	PD	Port 1	Port 2
(dBm/Hz)	(dBm/Hz)	(dBm/Hz)	(dBm/Hz)
0.45	0.45	-2.52	-2.34

802.11ax HEW20-BF_Nss1,(MCS0)_2TX

2462MHz

PSD

12/06/2020



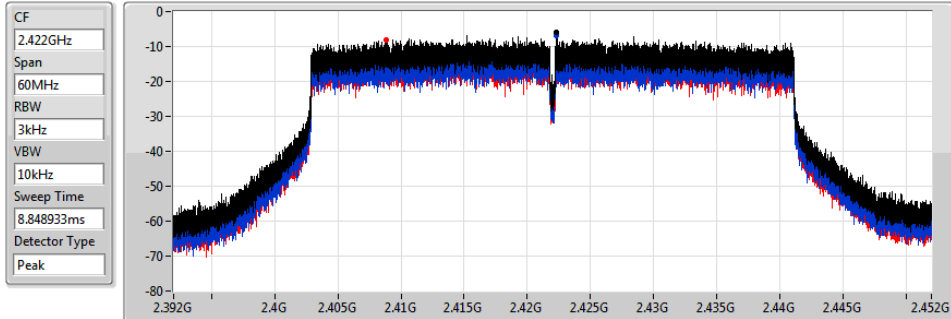
Sum	PD	Port 1	Port 2
(dBm/Hz)	(dBm/Hz)	(dBm/Hz)	(dBm/Hz)
-4.85	-4.85	-7.20	-5.28

802.11ax HEW40-BF_Nss1,(MCS0)_2TX

PSD

2422MHz

12/06/2020



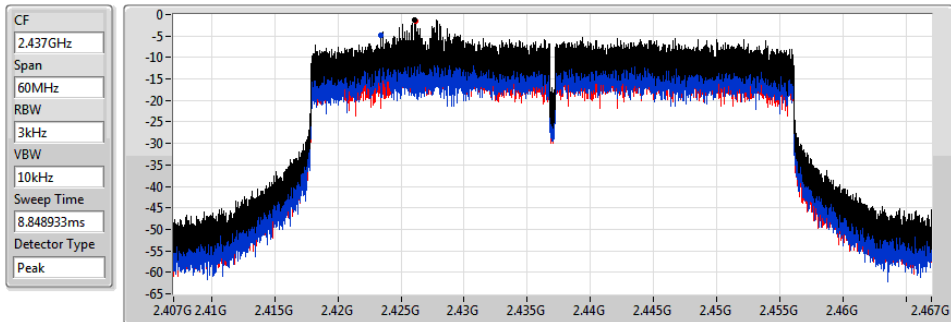
Sum	PD	Port 1	Port 2
(dBm/RBW)	(dBm/RBW)	(dBm/RBW)	(dBm/RBW)
-5.84	-5.84	-6.89	-8.21

802.11ax HEW40-BF_Nss1,(MCS0)_2TX

PSD

2437MHz

12/06/2020



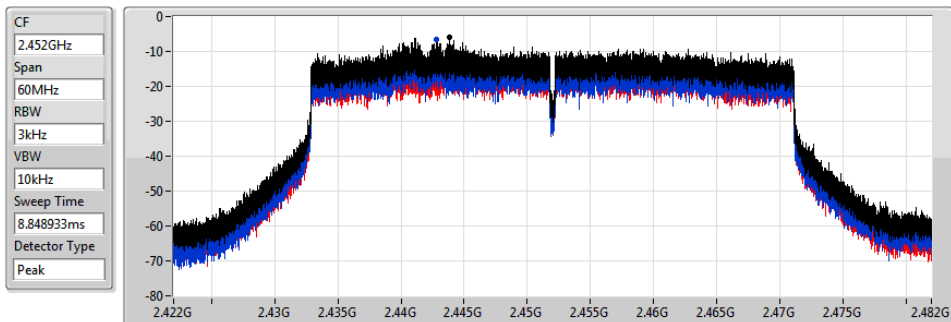
Sum	PD	Port 1	Port 2
(dBm/RBW)	(dBm/RBW)	(dBm/RBW)	(dBm/RBW)
-1.32	-1.32	-4.88	-1.55

802.11ax HEW40-BF_Nss1,(MCS0)_2TX

PSD

2452MHz

12/06/2020



Sum	PD	Port 1	Port 2
(dBm/RBW)	(dBm/RBW)	(dBm/RBW)	(dBm/RBW)
-5.81	-5.81	-6.60	-6.08

**Summary**

Mode	Result	Ref (Hz)	Ref (dBm)	Limit (dBm)	Freq (Hz)	Level (dBm)	Freq (Hz)	Level (dBm)	Freq (Hz)	Level (dBm)	Freq (Hz)	Level (dBm)	Freq (Hz)	Level (dBm)	Port
2.4-2.4835GHz	-	-	-	-	-	-	-	-	-	-	-	-	-	-	-
802.11b_(1Mbps)_2TX	Pass	2.43649G	18.21	-11.79	951.22M	-51.58	2.39852G	-23.11	2.4G	-33.22	2.5224G	-50.25	16.27912G	-42.10	2
802.11g_(6Mbps)_2TX	Pass	2.44196G	13.95	-16.05	2.30554G	-52.41	2.39978G	-23.03	2.4G	-23.43	2.49404G	-48.89	23.2946G	-43.17	2
802.11ax HEW20_Nss1,(MCS0)_2TX	Pass	2.43198G	14.11	-15.89	853.95M	-51.95	2.39986G	-20.77	2.4G	-21.36	2.50986G	-49.54	16.93937G	-42.56	2
802.11ax HEW40_Nss1,(MCS0)_2TX	Pass	2.44826G	7.55	-22.45	905.93M	-52.15	2.3998G	-26.28	2.4G	-26.83	2.48674G	-50.25	17.25941G	-42.71	2

Result

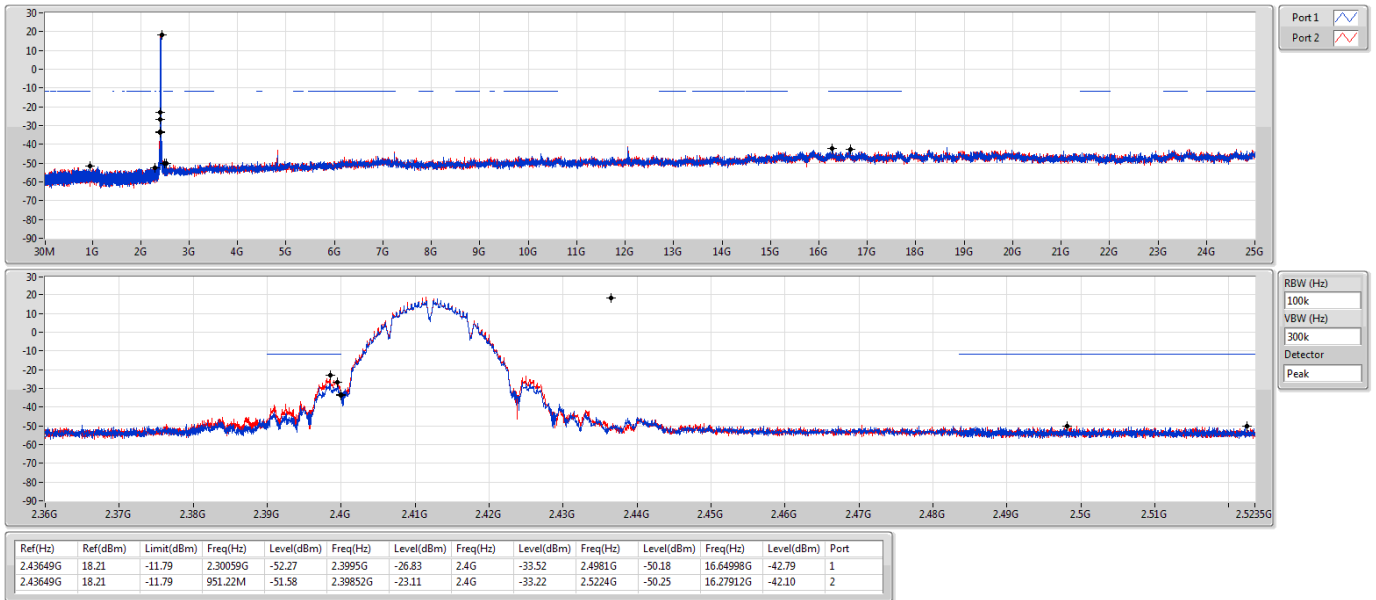
Mode	Result	Ref (Hz)	Ref (dBm)	Limit (dBm)	Freq (Hz)	Level (dBm)	Freq (Hz)	Level (dBm)	Freq (Hz)	Level (dBm)	Freq (Hz)	Level (dBm)	Freq (Hz)	Level (dBm)	Port
802.11b_(1Mbps)_2TX	-	-	-	-	-	-	-	-	-	-	-	-	-	-	-
2412MHz	Pass	2.43649G	18.21	-11.79	2.30059G	-52.27	2.3995G	-26.83	2.4G	-33.52	2.4981G	-50.18	16.64998G	-42.79	1
2412MHz	Pass	2.43649G	18.21	-11.79	951.22M	-51.58	2.39852G	-23.11	2.4G	-33.22	2.5224G	-50.25	16.27912G	-42.10	2
2437MHz	Pass	2.43649G	18.21	-11.79	885.4M	-52.10	2.39902G	-47.70	2.4G	-51.11	2.49476G	-49.96	17.61647G	-42.71	1
2437MHz	Pass	2.43649G	18.21	-11.79	944.53M	-52.15	2.399G	-47.48	2.4G	-50.82	2.49638G	-50.51	24.70219G	-42.72	2
2462MHz	Pass	2.43649G	18.21	-11.79	2.10428G	-51.60	2.3972G	-51.12	2.4835G	-45.34	2.48898G	-43.51	17.60523G	-42.32	1
2462MHz	Pass	2.43649G	18.21	-11.79	937.83M	-51.84	2.3952G	-51.01	2.4835G	-40.76	2.4835G	-40.83	24.59823G	-42.88	2
802.11g_(6Mbps)_2TX	-	-	-	-	-	-	-	-	-	-	-	-	-	-	-
2412MHz	Pass	2.44196G	13.95	-16.05	2.12642G	-50.33	2.39974G	-23.64	2.4G	-23.18	2.496G	-49.99	23.28898G	-42.65	1
2412MHz	Pass	2.44196G	13.95	-16.05	2.30554G	-52.41	2.39978G	-23.03	2.4G	-23.43	2.49404G	-48.89	23.2946G	-43.17	2
2437MHz	Pass	2.44196G	13.95	-16.05	779.97M	-51.63	2.39668G	-47.60	2.4G	-51.36	2.50508G	-49.44	24.72466G	-41.81	1
2437MHz	Pass	2.44196G	13.95	-16.05	814.63M	-51.31	2.3969G	-49.07	2.4G	-50.67	2.4843G	-49.18	16.57693G	-42.62	2
2462MHz	Pass	2.44196G	13.95	-16.05	2.12613G	-52.53	2.39962G	-50.44	2.4835G	-42.21	2.4837G	-41.44	17.60523G	-42.35	1
2462MHz	Pass	2.44196G	13.95	-16.05	695.22M	-52.65	2.3978G	-50.16	2.4835G	-41.65	2.48386G	-39.20	24.67971G	-43.00	2
802.11ax HEW20_Nss1,(MCS0)_2TX	-	-	-	-	-	-	-	-	-	-	-	-	-	-	-
2412MHz	Pass	2.43198G	14.11	-15.89	959.67M	-52.36	2.39994G	-21.00	2.4G	-22.56	2.51572G	-49.39	16.57131G	-42.46	1
2412MHz	Pass	2.43198G	14.11	-15.89	853.95M	-51.95	2.39986G	-20.77	2.4G	-21.36	2.50986G	-49.54	16.93937G	-42.56	2
2437MHz	Pass	2.43198G	14.11	-15.89	2.30641G	-52.10	2.39986G	-46.72	2.4G	-49.23	2.4854G	-48.93	23.58679G	-42.85	1
2437MHz	Pass	2.43198G	14.11	-15.89	2.12991G	-51.79	2.39812G	-47.90	2.4835G	-50.96	2.48588G	-49.71	24.96909G	-42.41	2
2462MHz	Pass	2.43198G	14.11	-15.89	852.78M	-51.94	2.39248G	-50.23	2.4835G	-39.21	2.48406G	-39.94	17.69514G	-42.88	1
2462MHz	Pass	2.43198G	14.11	-15.89	2.30088G	-52.16	2.3942G	-49.66	2.4835G	-40.06	2.48396G	-39.33	17.66704G	-42.69	2
802.11ax HEW40_Nss1,(MCS0)_2TX	-	-	-	-	-	-	-	-	-	-	-	-	-	-	-
2422MHz	Pass	2.44826G	7.55	-22.45	746.2M	-51.95	2.39992G	-27.84	2.4G	-30.41	2.49822G	-50.28	24.05767G	-43.17	1
2422MHz	Pass	2.44826G	7.55	-22.45	905.93M	-52.15	2.3998G	-26.28	2.4G	-26.83	2.48674G	-50.25	17.25941G	-42.71	2
2437MHz	Pass	2.44826G	7.55	-22.45	2.12735G	-52.04	2.39812G	-40.41	2.4G	-41.94	2.48386G	-43.28	24.98317G	-42.97	1
2437MHz	Pass	2.44826G	7.55	-22.45	2.30855G	-51.32	2.39804G	-37.31	2.4G	-39.37	2.4835G	-43.23	16.32549G	-42.74	2
2452MHz	Pass	2.44826G	7.55	-22.45	792.86M	-52.27	2.3998G	-49.89	2.4835G	-43.76	2.48826G	-39.58	24.89343G	-42.63	1
2452MHz	Pass	2.44826G	7.55	-22.45	2.17831G	-52.61	2.39996G	-50.43	2.4835G	-43.63	2.48826G	-39.60	21.57282G	-43.18	2

802.11b_(1Mbps)_2TX

CSE NdB

2412MHz

19/05/2020

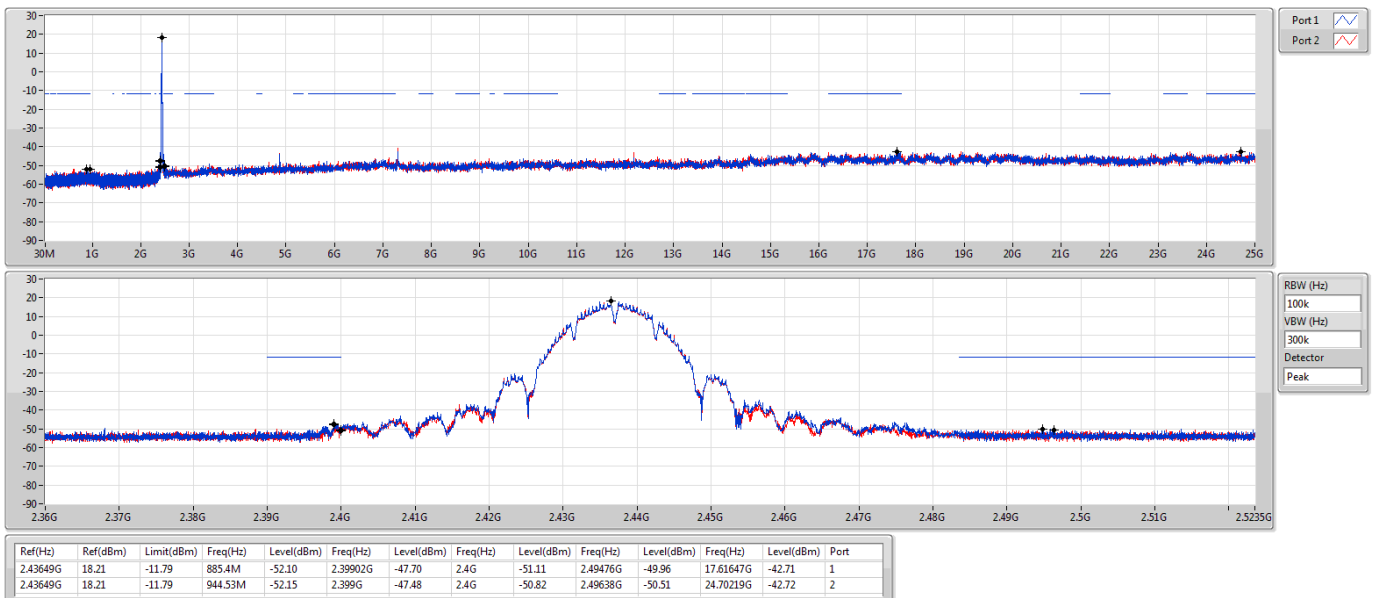


802.11b_(1Mbps)_2TX

CSE NdB

2437MHz

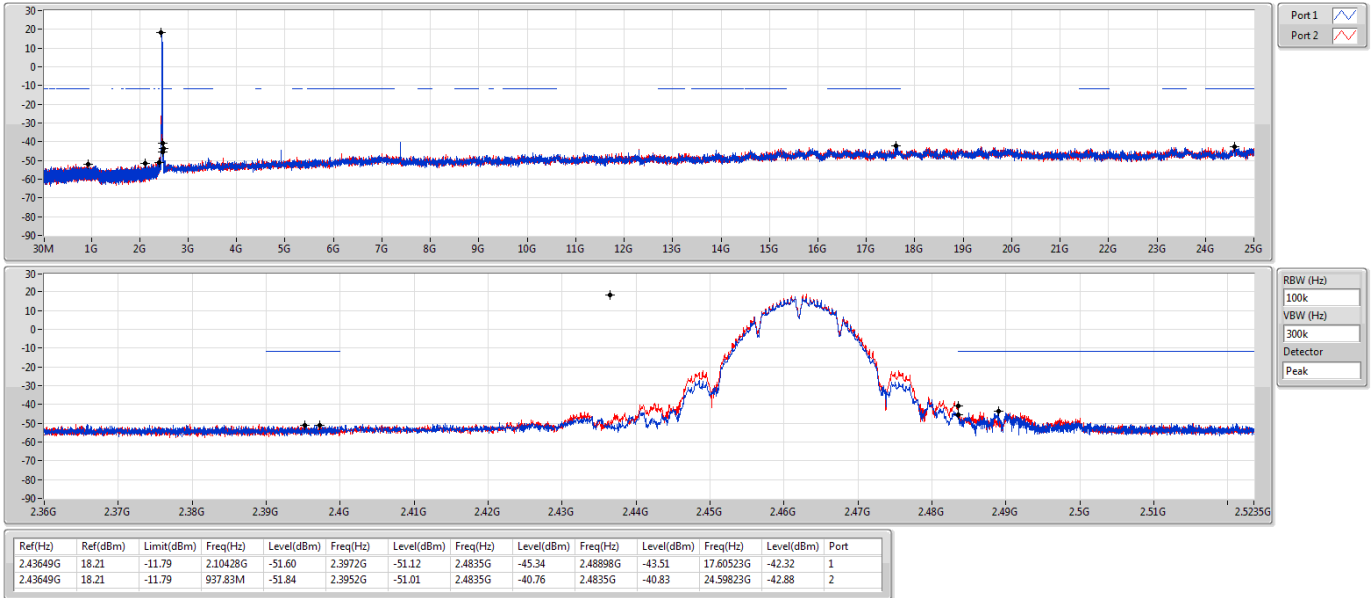
19/05/2020



802.11b_(1Mbps)_2TX

2462MHz

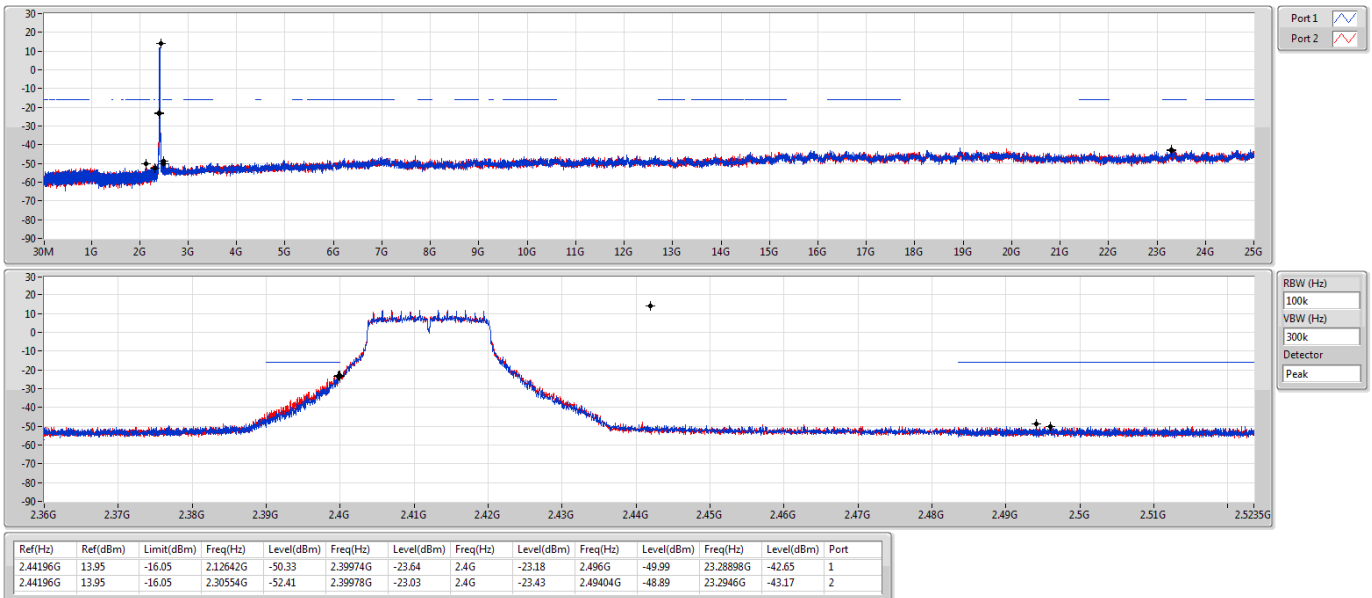
CSE NdB



802.11g_(6Mbps)_2TX

2412MHz

CSE NdB

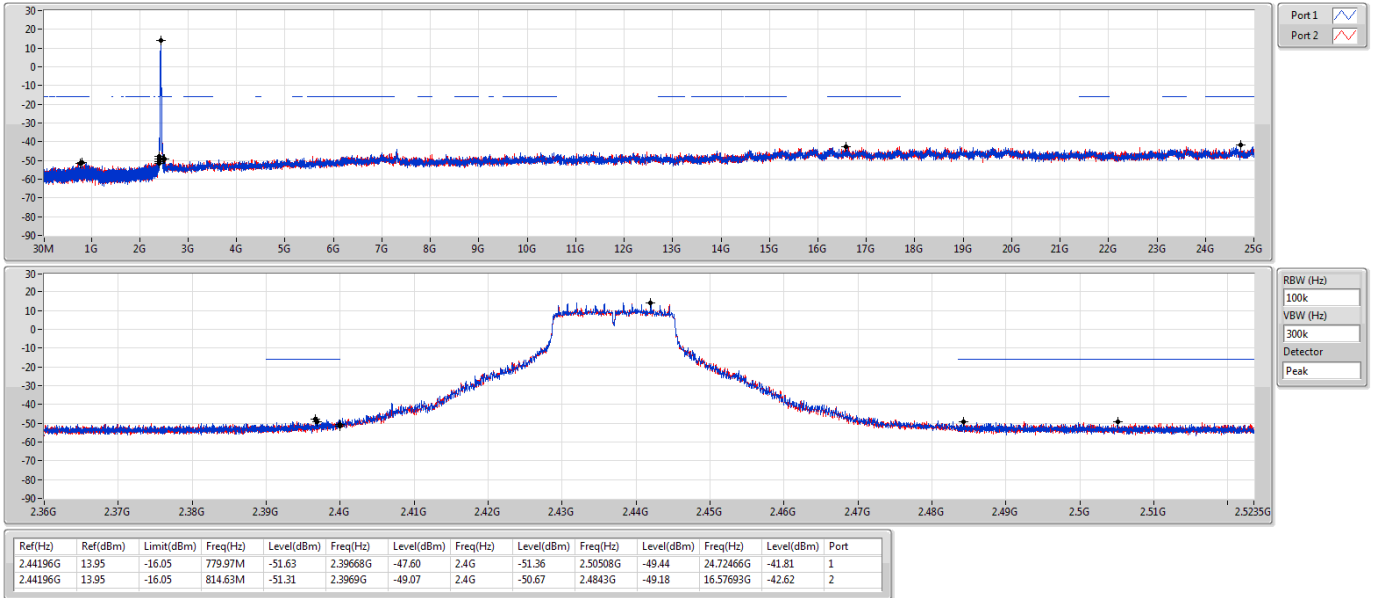


802.11g_(6Mbps)_2TX

2437MHz

CSE NdB

19/05/2020

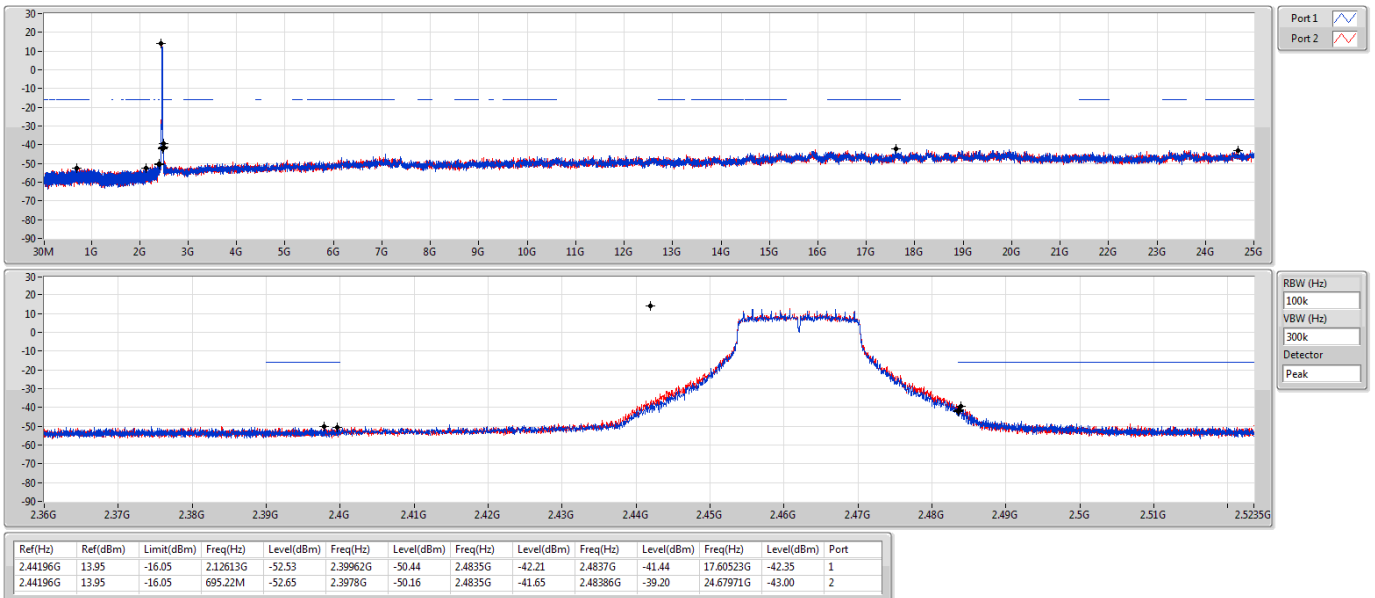


802.11g_(6Mbps)_2TX

2462MHz

CSE NdB

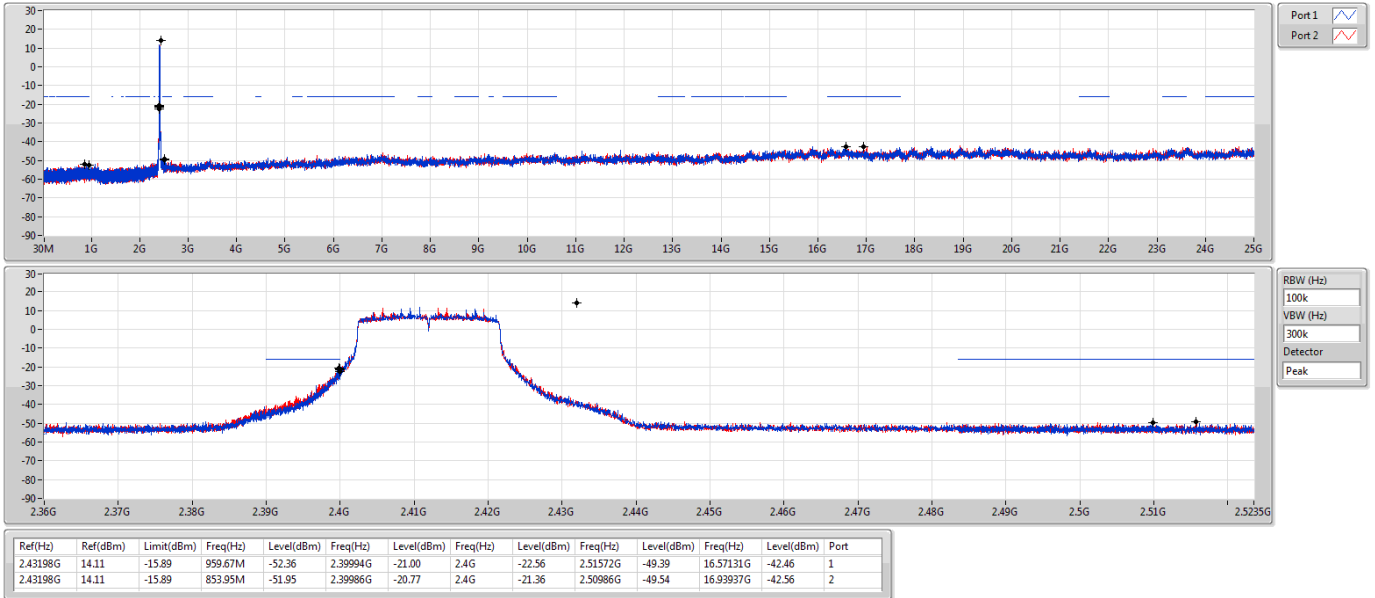
19/05/2020



802.11ax HEW20_Nss1,(MCS0)_2TX

CSE NdB

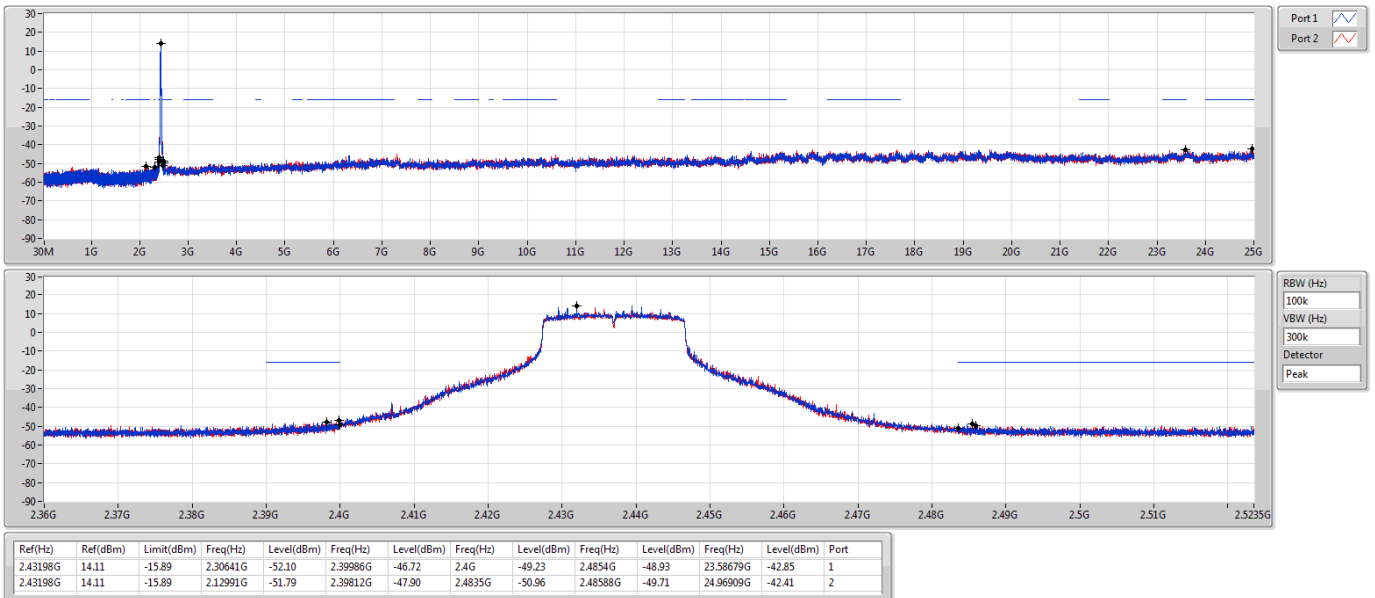
2412MHz



802.11ax HEW20_Nss1,(MCS0)_2TX

CSE NdB

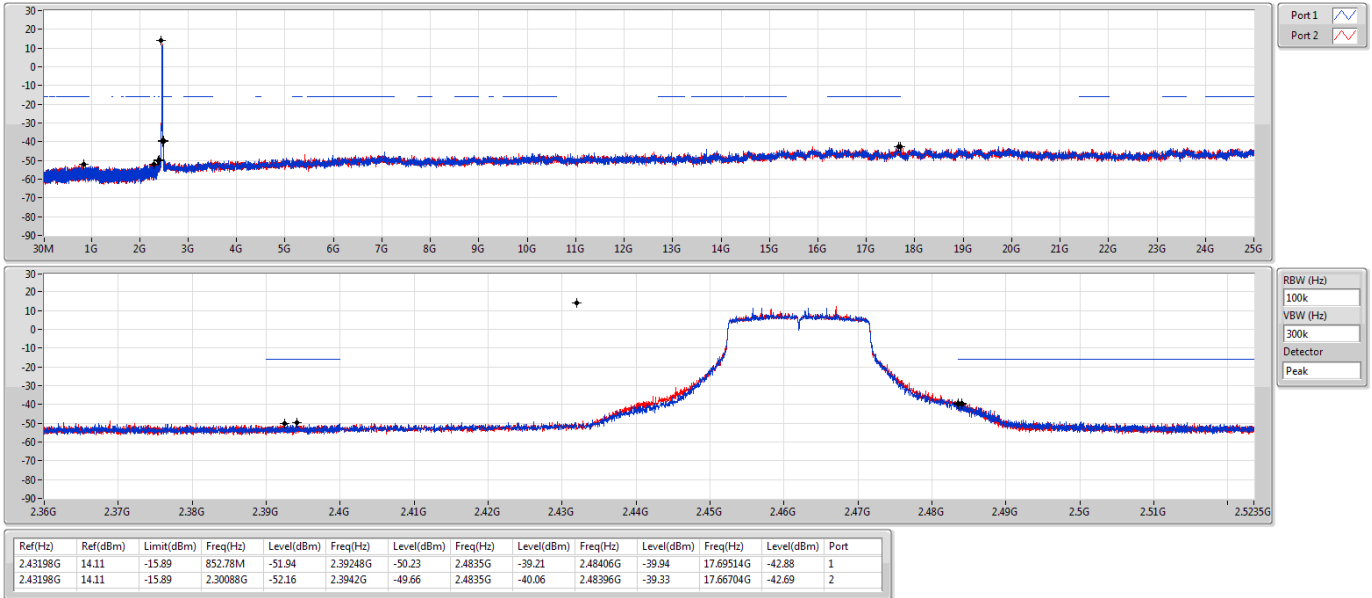
2437MHz



802.11ax HEW20_Nss1,(MCS0)_2TX

2462MHz

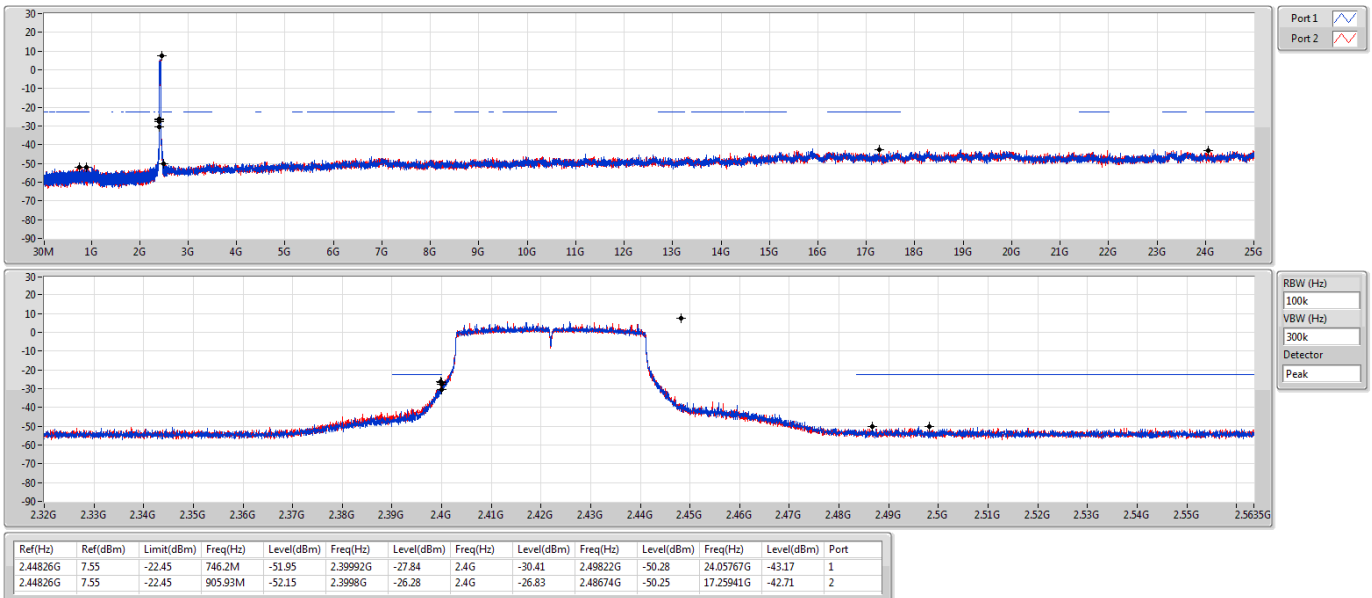
CSE NdB



802.11ax HEW40_Nss1,(MCS0)_2TX

2422MHz

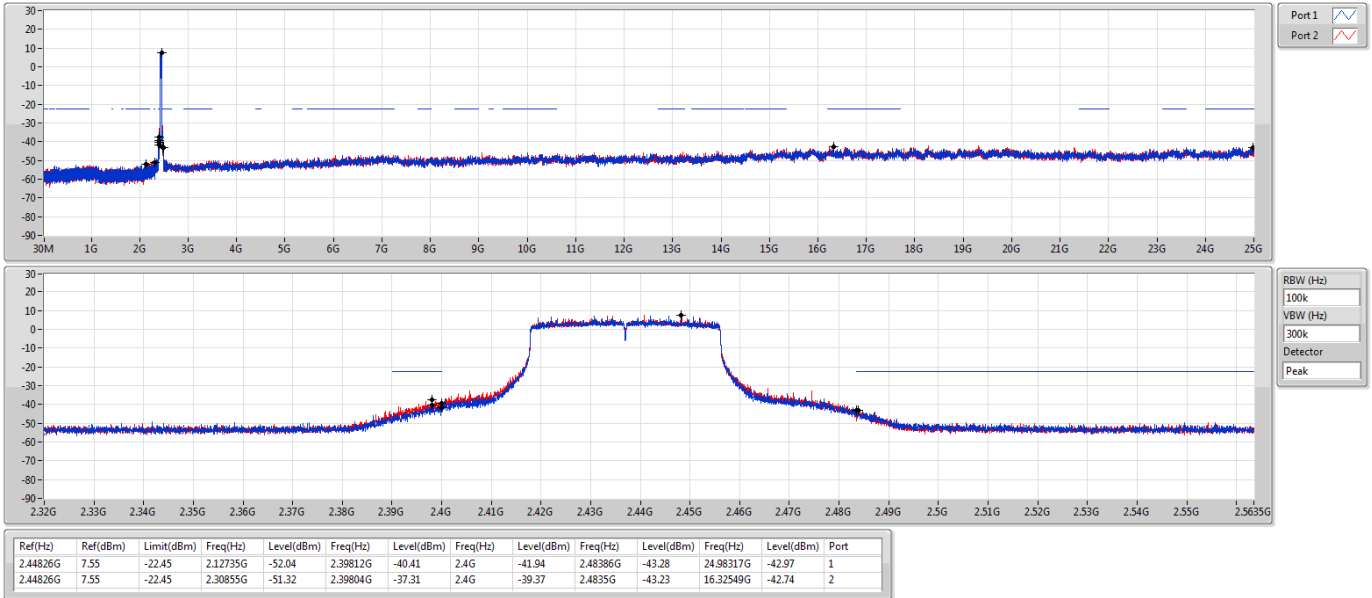
CSE NdB



802.11ax HEW40_Nss1,(MCS0)_2TX

CSE NdB

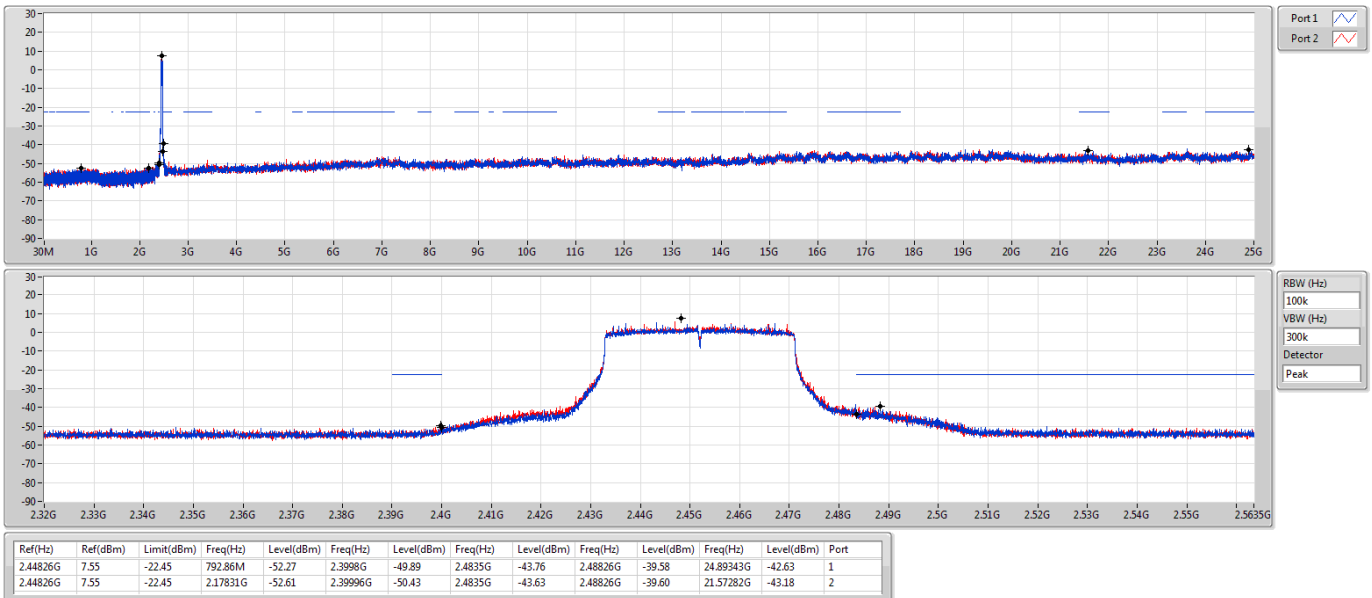
2437MHz



802.11ax HEW40_Nss1,(MCS0)_2TX

CSE NdB

2452MHz





For beamforming mode:
Summary

Mode	Result	Ref (Hz)	Ref (dBm)	Limit (dBm)	Freq (Hz)	Level (dBm)	Freq (Hz)	Level (dBm)	Freq (Hz)	Level (dBm)	Freq (Hz)	Level (dBm)	Freq (Hz)	Level (dBm)	Port
2.4-2.4835GHz	-	-	-	-	-	-	-	-	-	-	-	-	-	-	-
802.11ax HEW20-BF_Nss1,(MCS0)_2TX	Pass	2.43799G	14.41	-15.59	2.09263G	-48.64	2.3999G	-22.02	2.4G	-22.65	2.52292G	-46.72	24.92133G	-39.65	1
802.11ax HEW40-BF_Nss1,(MCS0)_2TX	Pass	2.42597G	12.33	-17.67	699.83M	-47.98	2.39928G	-28.10	2.4G	-31.66	2.50906G	-46.38	17.68009G	-40.70	1

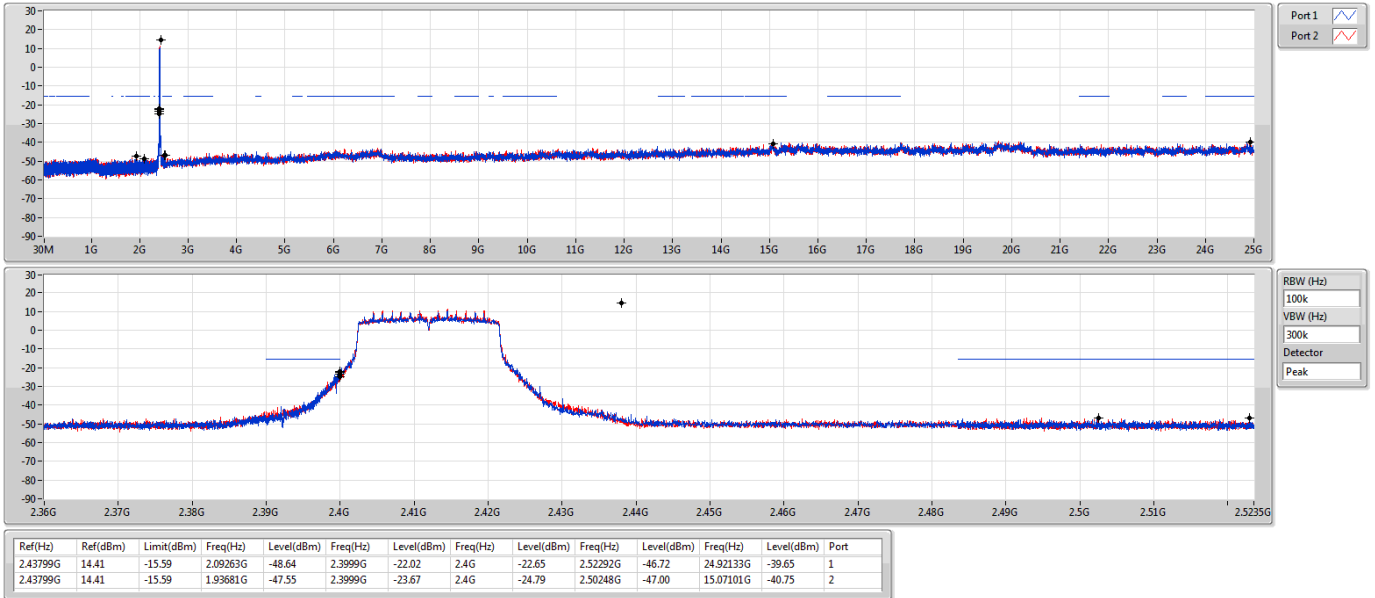
Result

Mode	Result	Ref (Hz)	Ref (dBm)	Limit (dBm)	Freq (Hz)	Level (dBm)	Freq (Hz)	Level (dBm)	Freq (Hz)	Level (dBm)	Freq (Hz)	Level (dBm)	Freq (Hz)	Level (dBm)	Port
802.11ax HEW20-BF_Nss1,(MCS0)_2TX	-	-	-	-	-	-	-	-	-	-	-	-	-	-	-
2412MHz	Pass	2.43799G	14.41	-15.59	2.09263G	-48.64	2.3999G	-22.02	2.4G	-22.65	2.52292G	-46.72	24.92133G	-39.65	1
2412MHz	Pass	2.43799G	14.41	-15.59	1.93681G	-47.55	2.3999G	-23.67	2.4G	-24.79	2.50248G	-47.00	15.07101G	-40.75	2
2417MHz															
2437MHz	Pass	2.43799G	14.41	-15.59	886.86M	-48.62	2.39828G	-45.79	2.4G	-48.76	2.48694G	-47.05	15.2761G	-39.96	1
2437MHz	Pass	2.43799G	14.41	-15.59	795.7M	-48.03	2.39992G	-46.74	2.4G	-49.48	2.52238G	-46.90	24.83705G	-40.09	2
2457MHz															
2462MHz	Pass	2.43799G	14.41	-15.59	851.03M	-49.10	2.3901G	-48.61	2.4835G	-42.46	2.48494G	-41.39	24.86233G	-40.96	1
2462MHz	Pass	2.43799G	14.41	-15.59	788.12M	-48.13	2.39942G	-48.29	2.4835G	-46.02	2.48442G	-43.73	15.29858G	-39.27	2
802.11ax HEW40-BF_Nss1,(MCS0)_2TX	-	-	-	-	-	-	-	-	-	-	-	-	-	-	-
2422MHz	Pass	2.42597G	12.33	-17.67	699.83M	-47.98	2.39928G	-28.10	2.4G	-31.66	2.50906G	-46.38	17.68009G	-40.70	1
2422MHz	Pass	2.42597G	12.33	-17.67	807.46M	-47.69	2.4G	-28.48	2.4G	-29.39	2.51954G	-47.06	24.80649G	-40.18	2
2437MHz	Pass	2.42597G	12.33	-17.67	956.02M	-48.85	2.3992G	-31.96	2.4G	-37.01	2.48406G	-40.20	15.08307G	-40.14	1
2437MHz	Pass	2.42597G	12.33	-17.67	1.95045G	-47.87	2.39228G	-32.38	2.4G	-38.86	2.48418G	-41.54	21.41296G	-40.78	2
2447MHz															
2452MHz	Pass	2.42597G	12.33	-17.67	926.82M	-48.06	2.39748G	-48.83	2.4835G	-43.61	2.48574G	-39.84	24.16704G	-40.68	1
2452MHz	Pass	2.42597G	12.33	-17.67	918.81M	-48.30	2.39056G	-48.34	2.4835G	-44.15	2.4845G	-40.02	15.06904G	-39.52	2

802.11ax HEW20-BF_Nss1,(MCS0)_2TX

CSE NdB

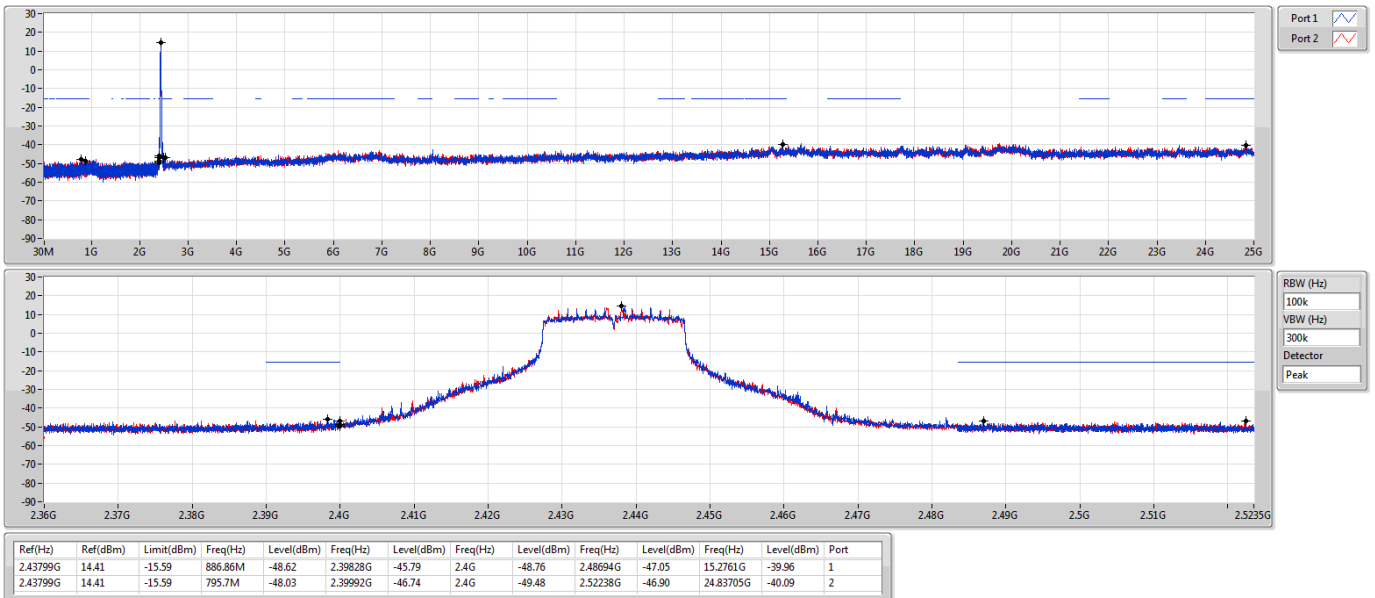
2412MHz



802.11ax HEW20-BF_Nss1,(MCS0)_2TX

CSE NdB

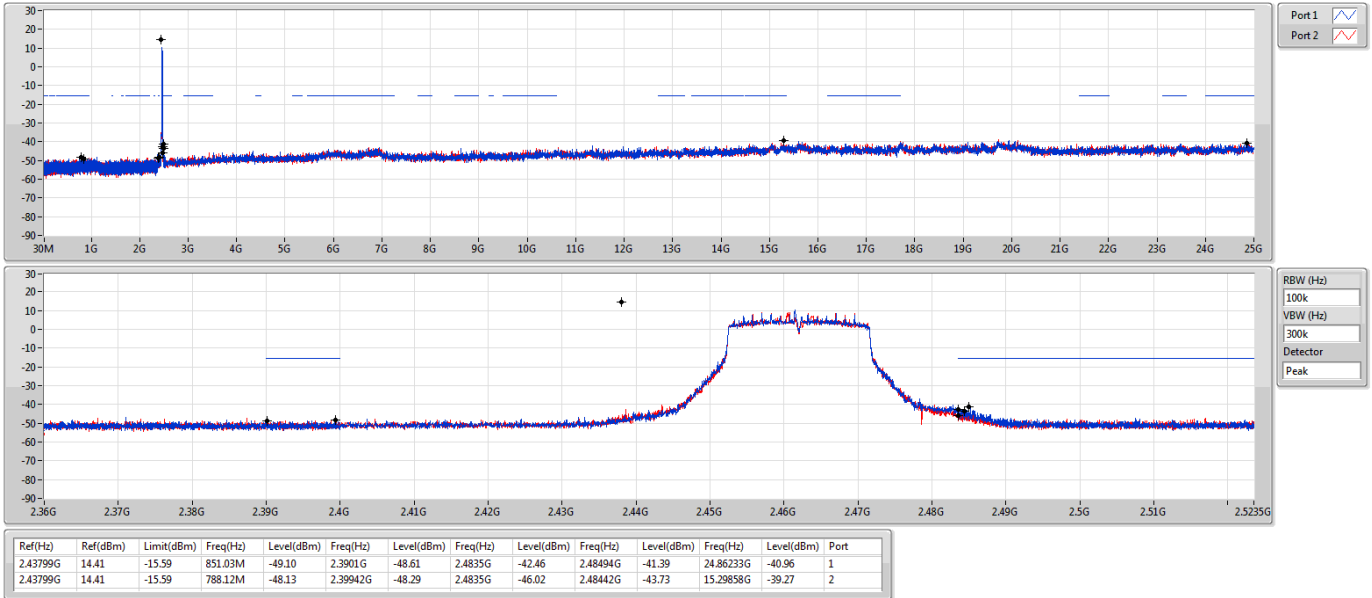
2437MHz



802.11ax HEW20-BF_Nss1,(MCS0)_2TX

2462MHz

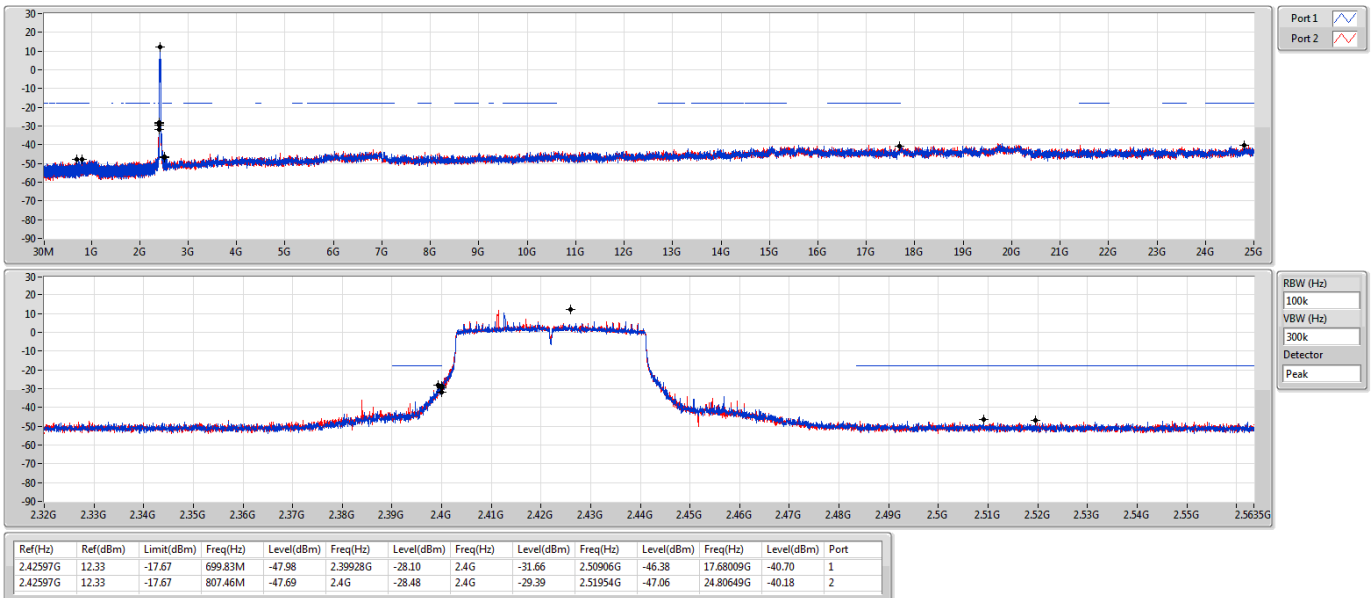
CSE NdB



802.11ax HEW40-BF_Nss1,(MCS0)_2TX

2422MHz

CSE NdB

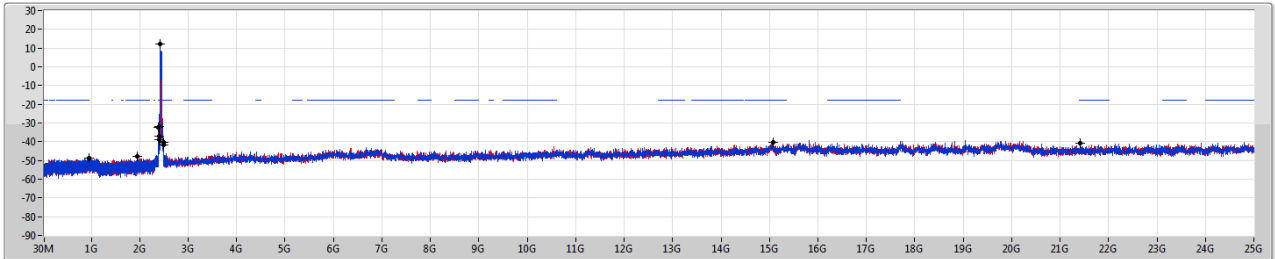


802.11ax HEW40-BF_Nss1,(MCS0)_2TX

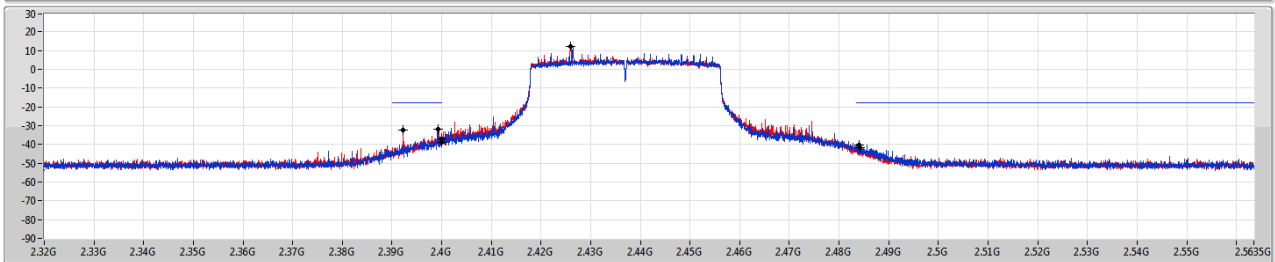
2437MHz

CSE NdB

12/06/2020



Port 1
Port 2



RBW (Hz)
100k
VBW (Hz)
300k
Detector
Peak

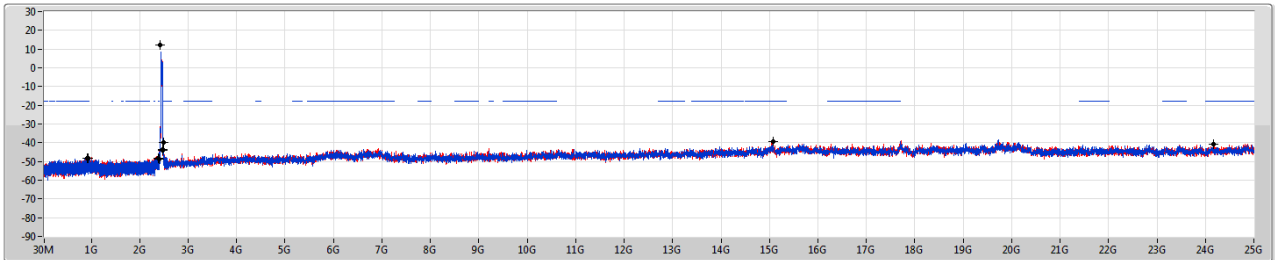
Ref(Hz)	Ref(dBm)	Limit(dBm)	Freq(Hz)	Level(dBm)	Freq(Hz)	Level(dBm)	Freq(Hz)	Level(dBm)	Freq(Hz)	Level(dBm)	Freq(Hz)	Level(dBm)	Port
2.42597G	12.33	-17.67	956.02M	-48.85	2.3992G	-31.96	2.4G	-37.01	2.48406G	-40.20	15.08307G	-40.14	1
2.42597G	12.33	-17.67	1.95045G	-47.87	2.39228G	-32.38	2.4G	-38.86	2.48418G	-41.54	21.41296G	-40.78	2

802.11ax HEW40-BF_Nss1,(MCS0)_2TX

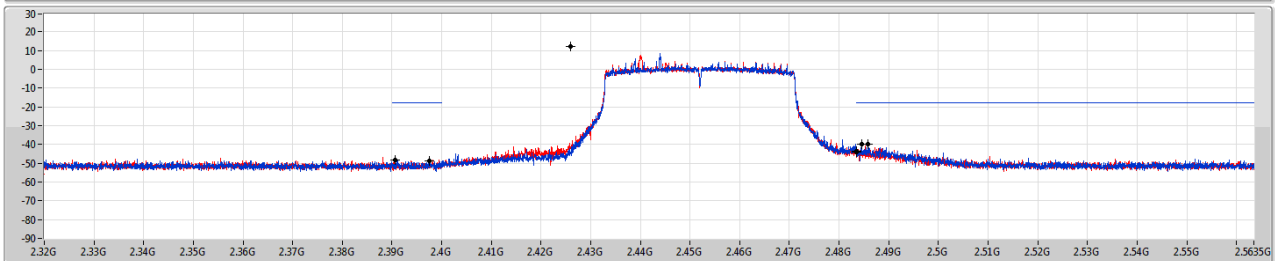
2452MHz

CSE NdB

12/06/2020

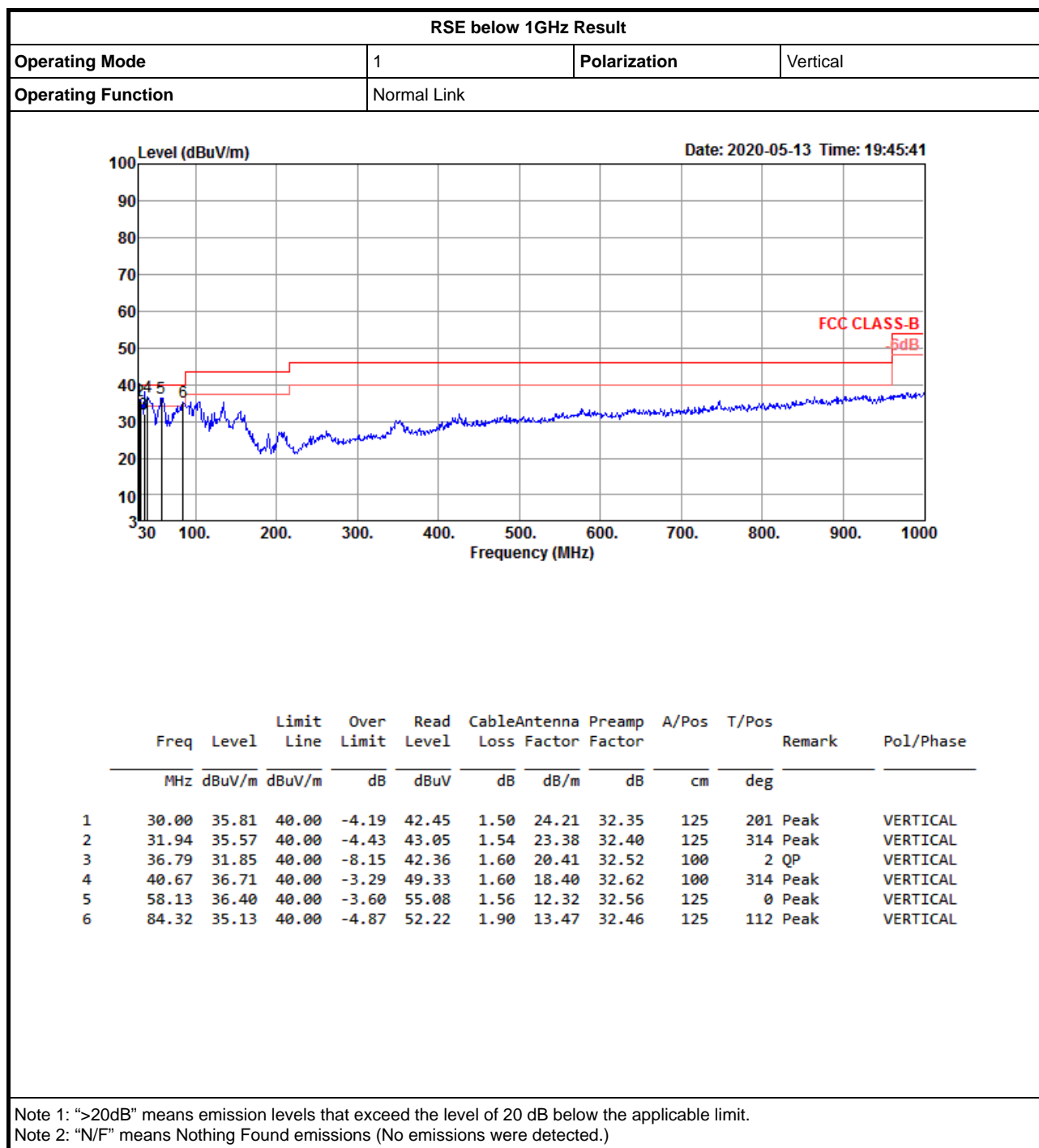


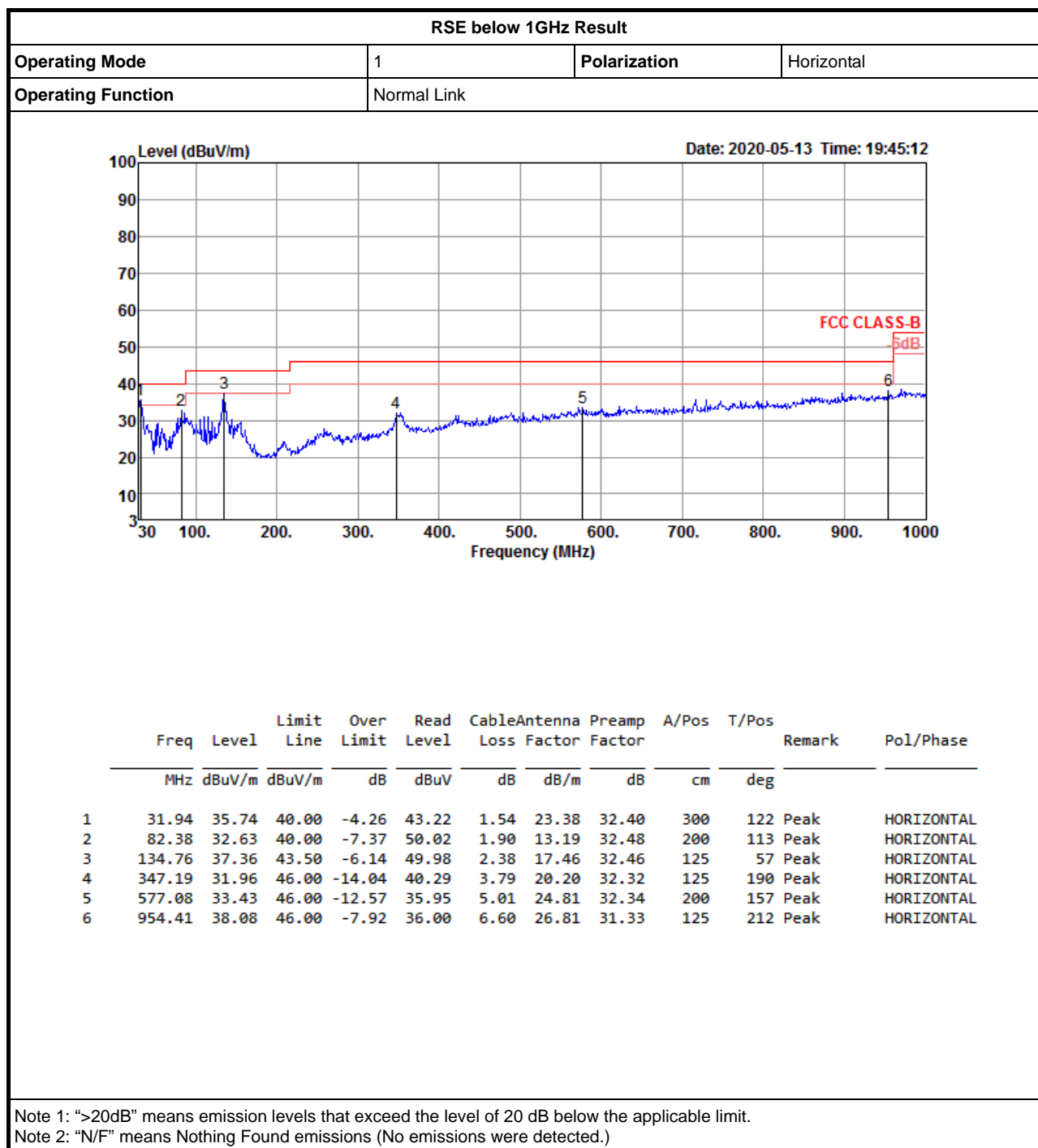
Port 1
Port 2



RBW (Hz)
100k
VBW (Hz)
300k
Detector
Peak

Ref(Hz)	Ref(dBm)	Limit(dBm)	Freq(Hz)	Level(dBm)	Freq(Hz)	Level(dBm)	Freq(Hz)	Level(dBm)	Freq(Hz)	Level(dBm)	Freq(Hz)	Level(dBm)	Port
2.42597G	12.33	-17.67	926.82M	-48.06	2.39748G	-48.83	2.4835G	-43.61	2.48574G	-39.84	24.16704G	-40.68	1
2.42597G	12.33	-17.67	918.81M	-48.30	2.39056G	-48.34	2.4835G	-44.15	2.4845G	-40.02	15.06904G	-39.52	2







For non-beamforming mode:

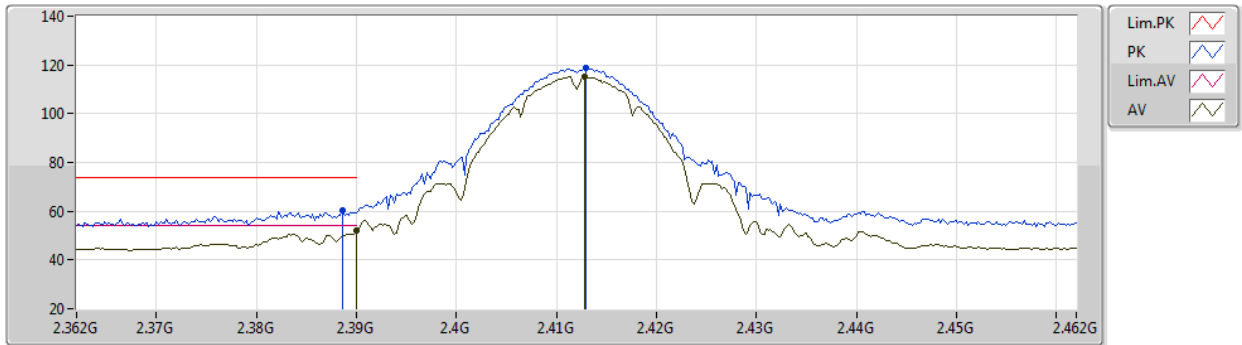
Summary

Mode	Result	Type	Freq (Hz)	Level (dBuV/m)	Limit (dBuV/m)	Margin (dB)	Dist (m)	Condition	Azimuth (°)	Height (m)	Comments
2.4-2.4835GHz	-	-	-	-	-	-	-	-	-	-	-
802.11g_(6Mbps)_2TX	Pass	AV	2.484G	53.98	54.00	-0.02	3	Horizontal	310	2.80	-

802.11b_(1Mbps)_2TX

14/05/2020

2412MHz_TX



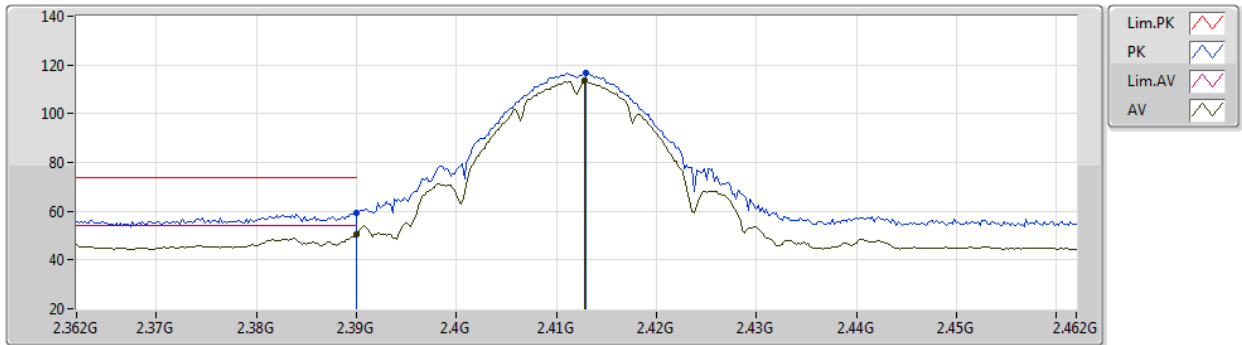
EUT Y_2TX
Setting 26
01-C-E-2

Type	Freq (Hz)	Level (dBuV/m)	Limit (dBuV/m)	Margin (dB)	Raw (dBuV)	Dist (m)	Condition	Azimuth (°)	Height (m)	Comment	AF (dB)	CL (dB)	PA (dB)
PK	2.3886G	60.15	74.00	-13.85	29.48	3	Vertical	332	1.41	-	27.48	3.19	-
AV	2.39G	52.19	54.00	-1.81	21.51	3	Vertical	332	1.41	-	27.48	3.20	-
PK	2.413G	118.84	Inf	-Inf	88.08	3	Vertical	332	1.41	-	27.55	3.21	-
AV	2.4128G	115.17	Inf	-Inf	84.41	3	Vertical	332	1.41	-	27.55	3.21	-

802.11b_(1Mbps)_2TX

14/05/2020

2412MHz_TX



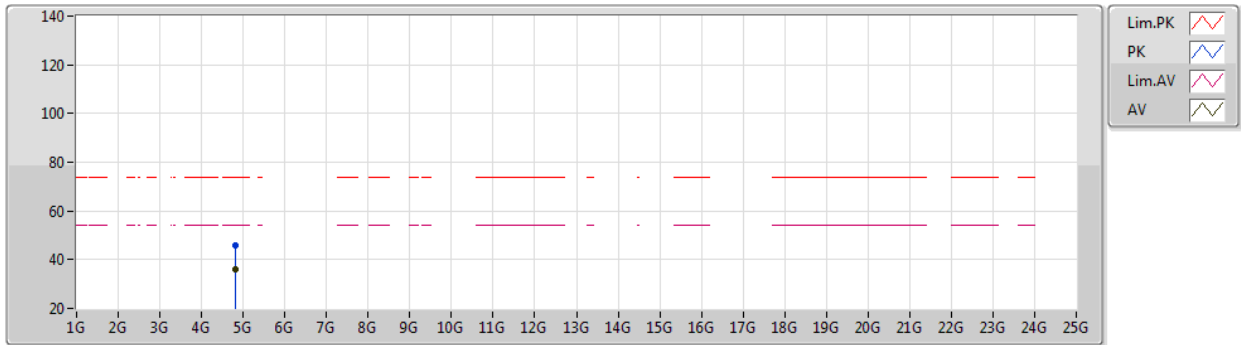
EUT Y_2TX
Setting 26
01-C-E-2

Type	Freq (Hz)	Level (dBuV/m)	Limit (dBuV/m)	Margin (dB)	Raw (dBuV)	Dist (m)	Condition	Azimuth (°)	Height (m)	Comment	AF (dB)	CL (dB)	PA (dB)
PK	2.39G	59.19	74.00	-14.81	28.51	3	Horizontal	296	1.80	-	27.48	3.20	-
AV	2.39G	50.58	54.00	-3.42	19.90	3	Horizontal	296	1.80	-	27.48	3.20	-
PK	2.413G	116.53	Inf	-Inf	85.77	3	Horizontal	296	1.80	-	27.55	3.21	-
AV	2.4128G	113.50	Inf	-Inf	82.74	3	Horizontal	296	1.80	-	27.55	3.21	-

802.11b_(1Mbps)_2TX

14/05/2020

2412MHz_TX



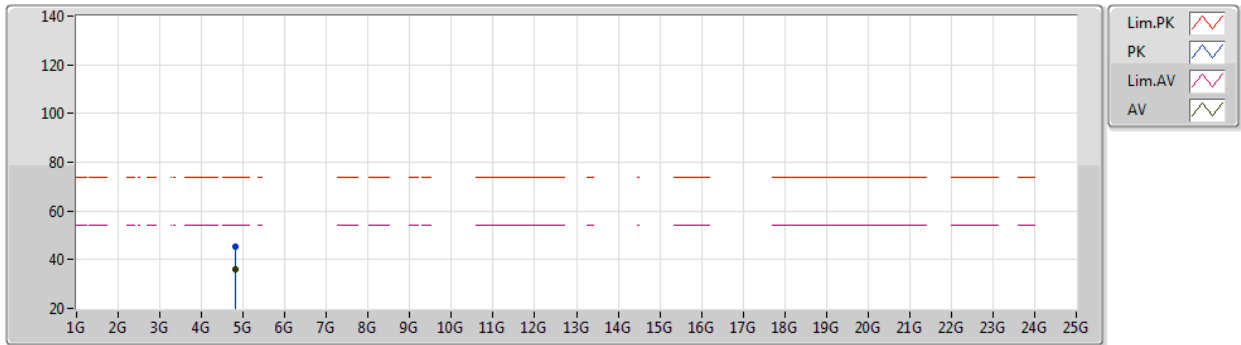
EUT Y_2TX
Setting 26
01-C-E-2

Type	Freq (Hz)	Level (dBuV/m)	Limit (dBuV/m)	Margin (dB)	Raw (dBuV)	Dist (m)	Condition	Azimuth (°)	Height (m)	Comment	AF (dB)	CL (dB)	PA (dB)
PK	4.82367G	45.82	74.00	-28.18	42.38	3	Vertical	356	1.60	-	32.45	5.71	34.72
AV	4.82395G	36.28	54.00	-17.72	32.84	3	Vertical	356	1.60	-	32.45	5.71	34.72

802.11b_(1Mbps)_2TX

14/05/2020

2412MHz_TX



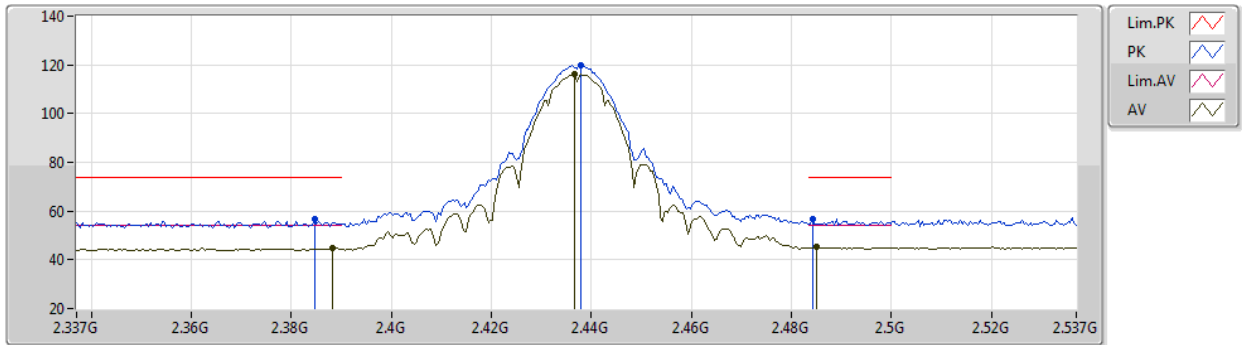
EUT Y_2TX
Setting 26
01-C-E-2

Type	Freq (Hz)	Level (dBuV/m)	Limit (dBuV/m)	Margin (dB)	Raw (dBuV)	Dist (m)	Condition	Azimuth (°)	Height (m)	Comment	AF (dB)	CL (dB)	PA (dB)
PK	4.82376G	45.13	74.00	-28.87	41.69	3	Horizontal	324	1.80	-	32.45	5.71	34.72
AV	4.824G	36.26	54.00	-17.74	32.82	3	Horizontal	324	1.80	-	32.45	5.71	34.72

802.11b_(1Mbps)_2TX

14/05/2020

2437MHz_TX



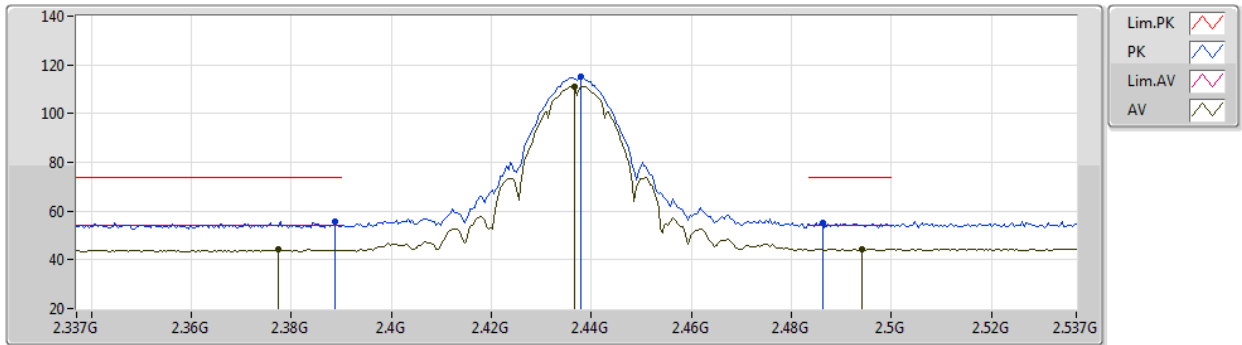
EUT Y_2TX
Setting 28
01-C-E-2

Type	Freq (Hz)	Level (dBuV/m)	Limit (dBuV/m)	Margin (dB)	Raw (dBuV)	Dist (m)	Condition	Azimuth (°)	Height (m)	Comment	AF (dB)	CL (dB)	PA (dB)
PK	2.3846G	56.67	74.00	-17.33	26.01	3	Vertical	328	1.35	-	27.47	3.19	-
AV	2.3882G	44.89	54.00	-9.11	14.22	3	Vertical	328	1.35	-	27.48	3.19	-
PK	2.4378G	119.95	Inf	-Inf	89.08	3	Vertical	328	1.35	-	27.65	3.22	-
AV	2.4366G	116.17	Inf	-Inf	85.30	3	Vertical	328	1.35	-	27.65	3.22	-
PK	2.4842G	56.79	74.00	-17.21	25.71	3	Vertical	328	1.35	-	27.84	3.24	-
AV	2.485G	45.22	54.00	-8.78	14.14	3	Vertical	328	1.35	-	27.84	3.24	-

802.11b_(1Mbps)_2TX

14/05/2020

2437MHz_TX



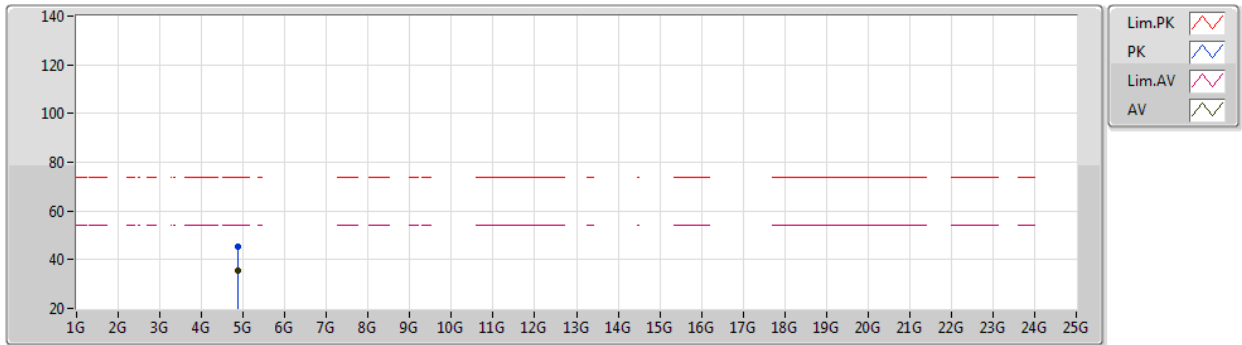
EUT Y_2TX
Setting 28
01-C-E-2

Type	Freq (Hz)	Level (dBuV/m)	Limit (dBuV/m)	Margin (dB)	Raw (dBuV)	Dist (m)	Condition	Azimuth (°)	Height (m)	Comment	AF (dB)	CL (dB)	PA (dB)
PK	2.3886G	55.76	74.00	-18.24	25.09	3	Horizontal	202	1.78	-	27.48	3.19	-
AV	2.3774G	44.08	54.00	-9.92	13.44	3	Horizontal	202	1.78	-	27.45	3.19	-
PK	2.4378G	115.13	Inf	-Inf	84.26	3	Horizontal	202	1.78	-	27.65	3.22	-
AV	2.4366G	111.28	Inf	-Inf	80.41	3	Horizontal	202	1.78	-	27.65	3.22	-
PK	2.4862G	55.03	74.00	-18.97	23.95	3	Horizontal	202	1.78	-	27.84	3.24	-
AV	2.4942G	44.36	54.00	-9.64	13.23	3	Horizontal	202	1.78	-	27.88	3.25	-

802.11b_(1Mbps)_2TX

14/05/2020

2437MHz_TX



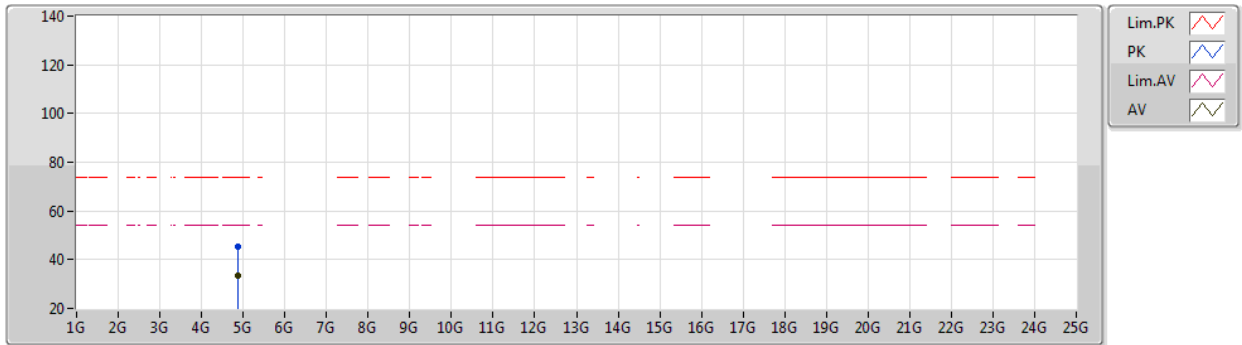
EUT Y_2TX
Setting 28
01-C-E-2

Type	Freq (Hz)	Level (dBuV/m)	Limit (dBuV/m)	Margin (dB)	Raw (dBuV)	Dist (m)	Condition	Azimuth (°)	Height (m)	Comment	AF (dB)	CL (dB)	PA (dB)
PK	4.87394G	45.41	74.00	-28.59	41.80	3	Vertical	307	2.30	-	32.55	5.74	34.68
AV	4.87398G	35.44	54.00	-18.56	31.83	3	Vertical	307	2.30	-	32.55	5.74	34.68

802.11b_(1Mbps)_2TX

14/05/2020

2437MHz_TX



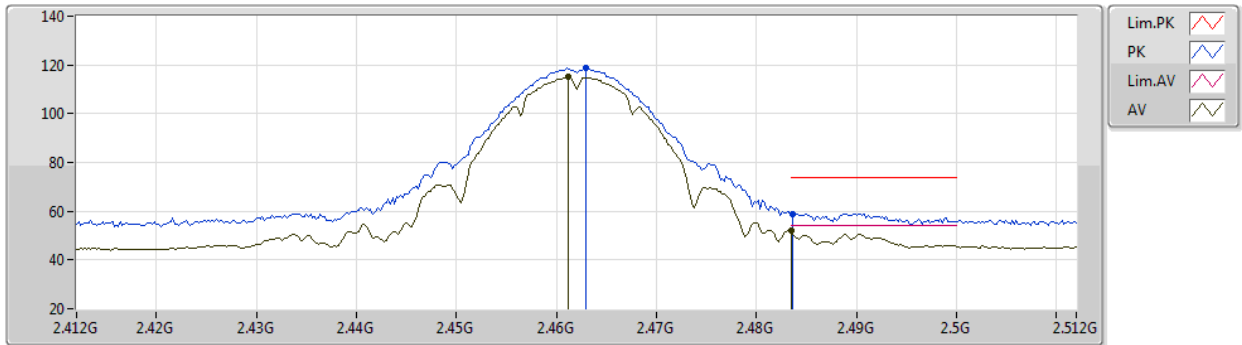
EUT Y_2TX
Setting 28
01-C-E-2

Type	Freq (Hz)	Level (dBuV/m)	Limit (dBuV/m)	Margin (dB)	Raw (dBuV)	Dist (m)	Condition	Azimuth (°)	Height (m)	Comment	AF (dB)	CL (dB)	PA (dB)
PK	4.87403G	45.28	74.00	-28.72	41.67	3	Horizontal	353	1.93	-	32.55	5.74	34.68
AV	4.87406G	33.66	54.00	-20.34	30.05	3	Horizontal	353	1.93	-	32.55	5.74	34.68

802.11b_(1Mbps)_2TX

14/05/2020

2462MHz_TX



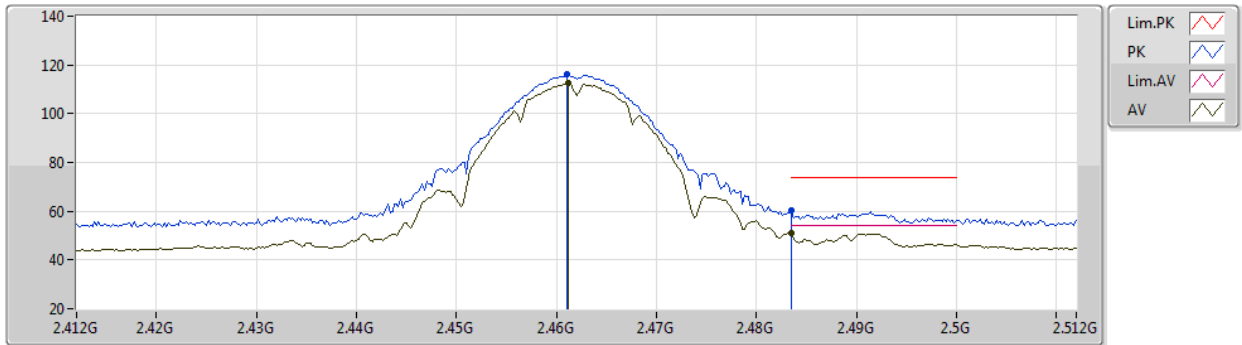
EUT Y_2TX
Setting 26
01-C-E-2

Type	Freq (Hz)	Level (dBuV/m)	Limit (dBuV/m)	Margin (dB)	Raw (dBuV)	Dist (m)	Condition	Azimuth (°)	Height (m)	Comment	AF (dB)	CL (dB)	PA (dB)
PK	2.463G	118.68	Inf	-Inf	87.70	3	Vertical	323	1.60	-	27.75	3.23	-
AV	2.4612G	114.92	Inf	-Inf	83.95	3	Vertical	323	1.60	-	27.74	3.23	-
PK	2.4836G	59.05	74.00	-14.95	27.98	3	Vertical	323	1.60	-	27.83	3.24	-
AV	2.4835G	52.15	54.00	-1.85	21.08	3	Vertical	323	1.60	-	27.83	3.24	-

802.11b_(1Mbps)_2TX

14/05/2020

2462MHz_TX



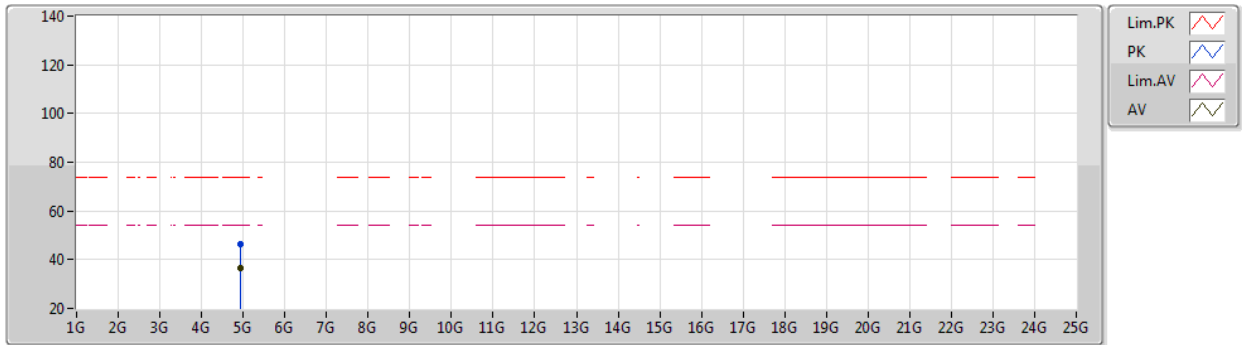
EUT Y_2TX
Setting 26
01-C-E-2

Type	Freq (Hz)	Level (dBuV/m)	Limit (dBuV/m)	Margin (dB)	Raw (dBuV)	Dist (m)	Condition	Azimuth (°)	Height (m)	Comment	AF (dB)	CL (dB)	PA (dB)
PK	2461G	115.95	Inf	-Inf	84.98	3	Horizontal	15	1.50	-	27.74	3.23	-
AV	24612G	112.37	Inf	-Inf	81.40	3	Horizontal	15	1.50	-	27.74	3.23	-
PK	24835G	60.22	74.00	-13.78	29.15	3	Horizontal	15	1.50	-	27.83	3.24	-
AV	24835G	51.03	54.00	-2.97	19.96	3	Horizontal	15	1.50	-	27.83	3.24	-

802.11b_(1Mbps)_2TX

14/05/2020

2462MHz_TX



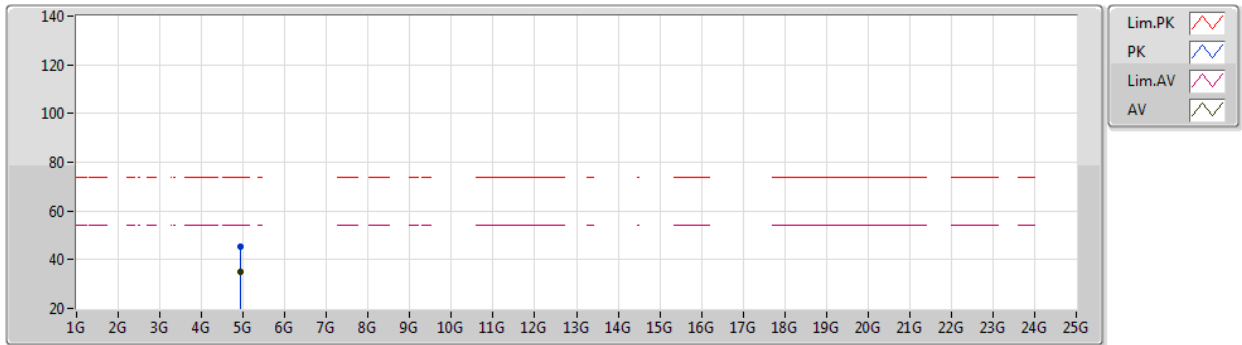
EUT Y_2TX
Setting 26
01-C-E-2

Type	Freq (Hz)	Level (dBuV/m)	Limit (dBuV/m)	Margin (dB)	Raw (dBuV)	Dist (m)	Condition	Azimuth (°)	Height (m)	Comment	AF (dB)	CL (dB)	PA (dB)
PK	4.92406G	46.18	74.00	-27.82	42.39	3	Vertical	343	1.75	-	32.67	5.76	34.64
AV	4.92394G	36.75	54.00	-17.25	32.96	3	Vertical	343	1.75	-	32.67	5.76	34.64

802.11b_(1Mbps)_2TX

14/05/2020

2462MHz_TX



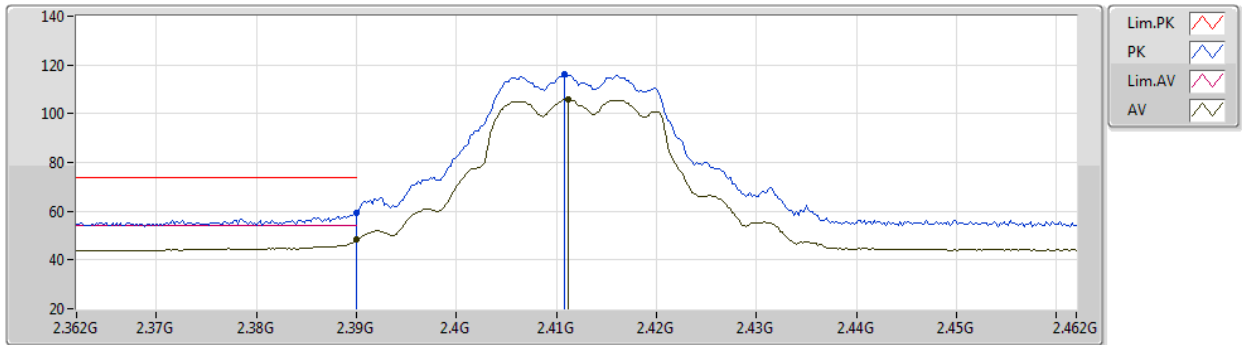
EUT Y_2TX
Setting 26
01-C-E-2

Type	Freq (Hz)	Level (dBuV/m)	Limit (dBuV/m)	Margin (dB)	Raw (dBuV)	Dist (m)	Condition	Azimuth (°)	Height (m)	Comment	AF (dB)	CL (dB)	PA (dB)
PK	4.9236G	45.44	74.00	-28.56	41.65	3	Horizontal	300	2.04	-	32.67	5.76	34.64
AV	4.92402G	34.81	54.00	-19.19	31.02	3	Horizontal	300	2.04	-	32.67	5.76	34.64

802.11g_(6Mbps)_2TX

14/05/2020

2412MHz_TX



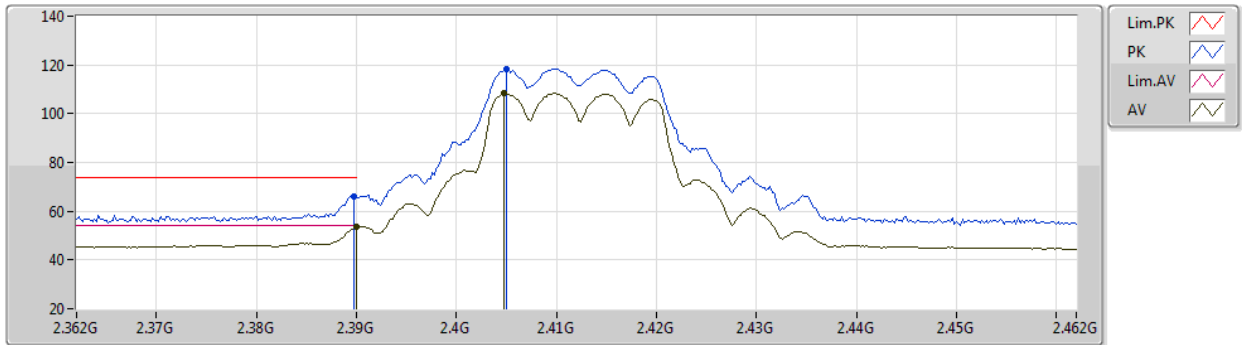
EUT Y_2TX
Setting 22
01-C-E-2

Type	Freq (Hz)	Level (dBuV/m)	Limit (dBuV/m)	Margin (dB)	Raw (dBuV)	Dist (m)	Condition	Azimuth (°)	Height (m)	Comment	AF (dB)	CL (dB)	PA (dB)
PK	2.39G	59.08	74.00	-14.92	28.40	3	Vertical	326	2.01	-	27.48	3.20	-
AV	2.39G	48.31	54.00	-5.69	17.63	3	Vertical	326	2.01	-	27.48	3.20	-
PK	2.4108G	115.98	Inf	-Inf	85.23	3	Vertical	326	2.01	-	27.54	3.21	-
AV	2.4112G	105.98	Inf	-Inf	75.23	3	Vertical	326	2.01	-	27.54	3.21	-

802.11g_(6Mbps)_2TX

14/05/2020

2412MHz_TX



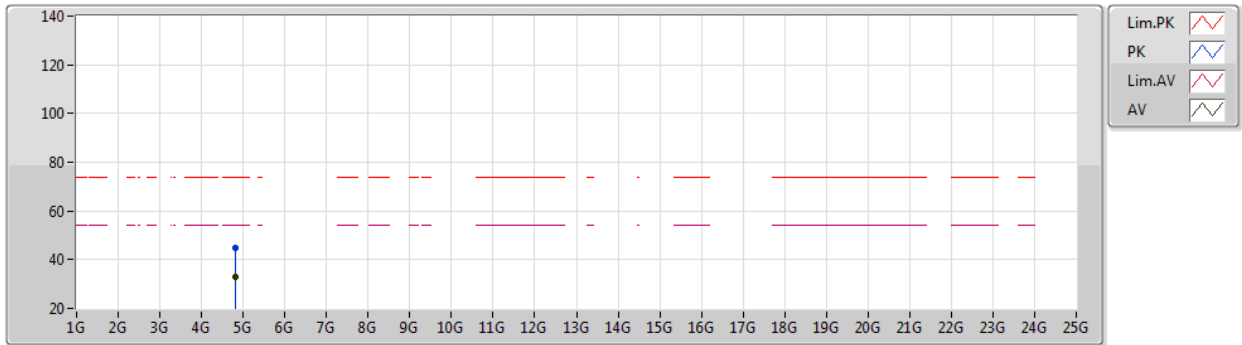
EUT Y_2TX
Setting 22
01-C-E-2

Type	Freq (Hz)	Level (dBuV/m)	Limit (dBuV/m)	Margin (dB)	Raw (dBuV)	Dist (m)	Condition	Azimuth (°)	Height (m)	Comment	AF (dB)	CL (dB)	PA (dB)
PK	2.3898G	66.06	74.00	-7.94	35.39	3	Horizontal	313	2.45	-	27.48	3.19	-
AV	2.39G	53.51	54.00	-0.49	22.83	3	Horizontal	313	2.45	-	27.48	3.20	-
PK	2.405G	118.25	Inf	-Inf	87.53	3	Horizontal	313	2.45	-	27.52	3.20	-
AV	2.4048G	108.28	Inf	-Inf	77.56	3	Horizontal	313	2.45	-	27.52	3.20	-

802.11g_(6Mbps)_2TX

14/05/2020

2412MHz_TX



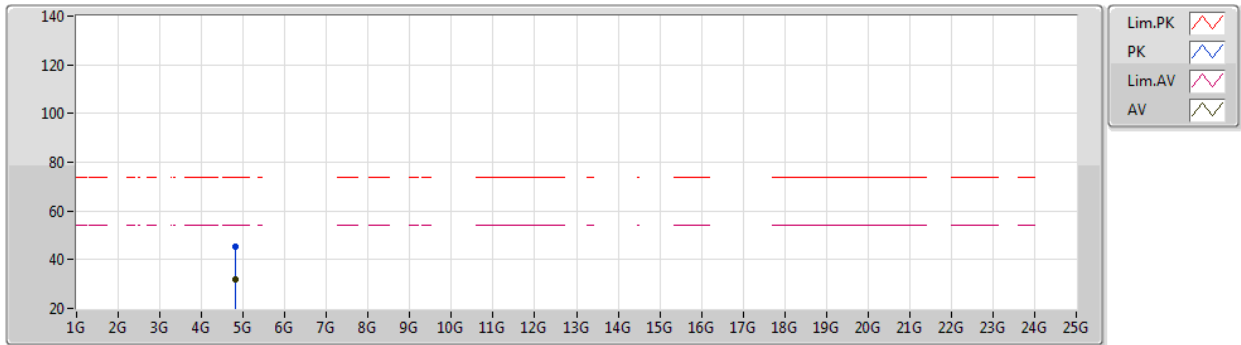
EUT Y_2TX
Setting 22
01-C-E-2

Type	Freq (Hz)	Level (dBuV/m)	Limit (dBuV/m)	Margin (dB)	Raw (dBuV)	Dist (m)	Condition	Azimuth (°)	Height (m)	Comment	AF (dB)	CL (dB)	PA (dB)
PK	4.82404G	44.99	74.00	-29.01	41.55	3	Vertical	330	1.00	-	32.45	5.71	34.72
AV	4.82399G	32.71	54.00	-21.29	29.27	3	Vertical	330	1.00	-	32.45	5.71	34.72

802.11g_(6Mbps)_2TX

14/05/2020

2412MHz_TX



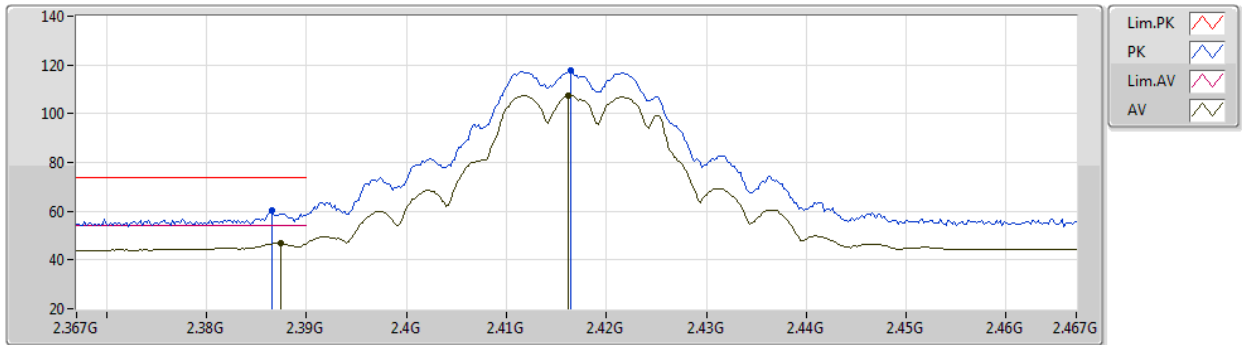
EUT Y_2TX
Setting 22
01-C-E-2

Type	Freq (Hz)	Level (dBuV/m)	Limit (dBuV/m)	Margin (dB)	Raw (dBuV)	Dist (m)	Condition	Azimuth (°)	Height (m)	Comment	AF (dB)	CL (dB)	PA (dB)
PK	4.82401G	45.22	74.00	-28.78	41.78	3	Horizontal	316	2.16	-	32.45	5.71	34.72
AV	4.82393G	32.08	54.00	-21.92	28.64	3	Horizontal	316	2.16	-	32.45	5.71	34.72

802.11g_(6Mbps)_2TX

14/05/2020

2417MHz_TX



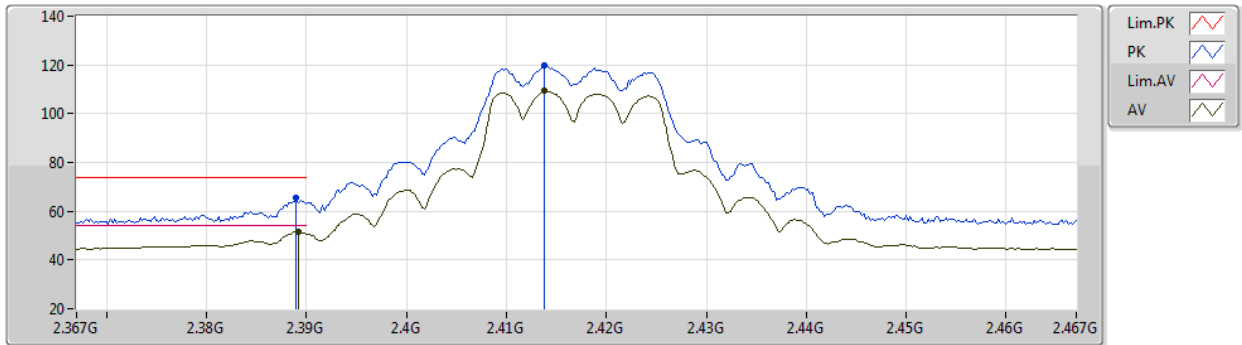
EUT Y_2TX
Setting 23.5
01-C-E-2

Type	Freq (Hz)	Level (dBuV/m)	Limit (dBuV/m)	Margin (dB)	Raw (dBuV)	Dist (m)	Condition	Azimuth (°)	Height (m)	Comment	AF (dB)	CL (dB)	PA (dB)
PK	2.3866G	60.38	74.00	-13.62	29.72	3	Vertical	330	1.41	-	27.47	3.19	-
AV	2.3874G	46.85	54.00	-7.15	16.19	3	Vertical	330	1.41	-	27.47	3.19	-
PK	2.4164G	117.54	Inf	-Inf	86.76	3	Vertical	330	1.41	-	27.57	3.21	-
AV	2.4162G	107.58	Inf	-Inf	76.81	3	Vertical	330	1.41	-	27.56	3.21	-

802.11g_(6Mbps)_2TX

14/05/2020

2417MHz_TX



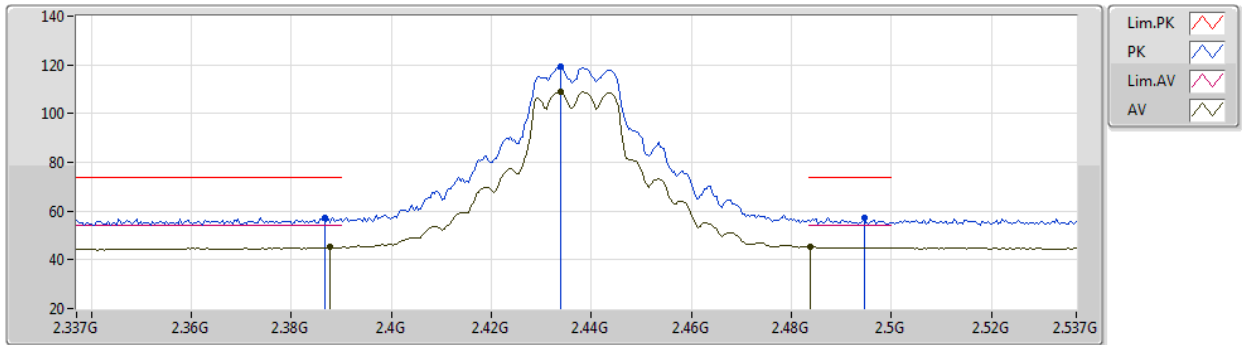
EUT Y_2TX
Setting 23.5
01-C-E-2

Type	Freq (Hz)	Level (dBuV/m)	Limit (dBuV/m)	Margin (dB)	Raw (dBuV)	Dist (m)	Condition	Azimuth (°)	Height (m)	Comment	AF (dB)	CL (dB)	PA (dB)
PK	2.389G	65.41	74.00	-8.59	34.74	3	Horizontal	317	3.00	-	27.48	3.19	-
AV	2.3892G	51.61	54.00	-2.39	20.94	3	Horizontal	317	3.00	-	27.48	3.19	-
PK	2.4138G	119.84	Inf	-Inf	89.07	3	Horizontal	317	3.00	-	27.56	3.21	-
AV	2.4138G	109.31	Inf	-Inf	78.54	3	Horizontal	317	3.00	-	27.56	3.21	-

802.11g_(6Mbps)_2TX

14/05/2020

2437MHz_TX



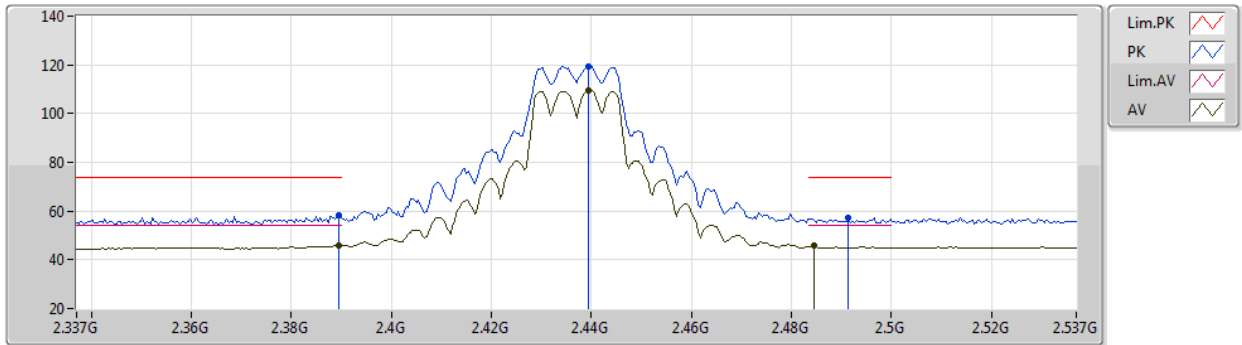
EUT Y_2TX
Setting 28
01-C-E-2

Type	Freq (Hz)	Level (dBuV/m)	Limit (dBuV/m)	Margin (dB)	Raw (dBuV)	Dist (m)	Condition	Azimuth (°)	Height (m)	Comment	AF (dB)	CL (dB)	PA (dB)
PK	2.3866G	57.22	74.00	-16.78	26.56	3	Vertical	341	2.99	-	27.47	3.19	-
AV	2.3878G	45.10	54.00	-8.90	14.43	3	Vertical	341	2.99	-	27.48	3.19	-
PK	2.4338G	119.38	Inf	-Inf	88.52	3	Vertical	341	2.99	-	27.64	3.22	-
AV	2.4338G	108.87	Inf	-Inf	78.01	3	Vertical	341	2.99	-	27.64	3.22	-
PK	2.4946G	57.19	74.00	-16.81	26.06	3	Vertical	341	2.99	-	27.88	3.25	-
AV	2.4838G	45.36	54.00	-8.64	14.28	3	Vertical	341	2.99	-	27.84	3.24	-

802.11g_(6Mbps)_2TX

14/05/2020

2437MHz_TX



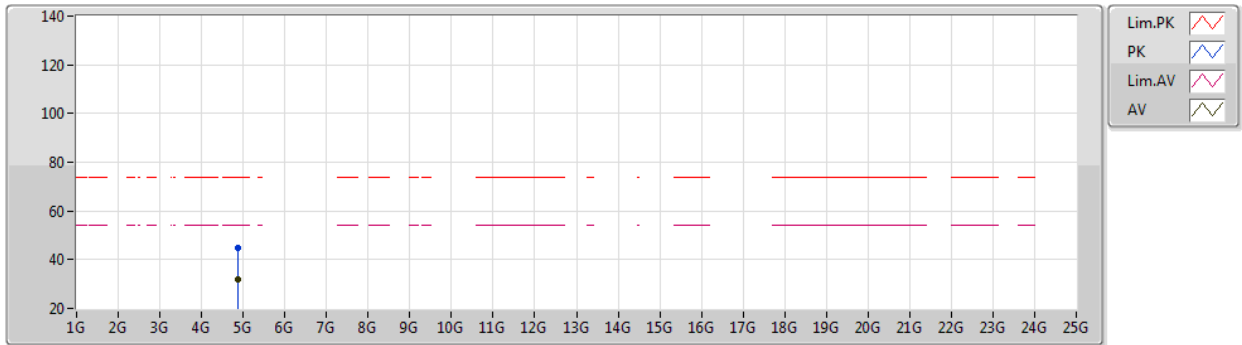
EUT Y_2TX
Setting 28
01-C-E-2

Type	Freq (Hz)	Level (dBuV/m)	Limit (dBuV/m)	Margin (dB)	Raw (dBuV)	Dist (m)	Condition	Azimuth (°)	Height (m)	Comment	AF (dB)	CL (dB)	PA (dB)
PK	2.3894G	58.02	74.00	-15.98	27.35	3	Horizontal	309	3.00	-	27.48	3.19	-
AV	2.3894G	46.01	54.00	-7.99	15.34	3	Horizontal	309	3.00	-	27.48	3.19	-
PK	2.4394G	119.26	Inf	-Inf	88.38	3	Horizontal	309	3.00	-	27.66	3.22	-
AV	2.4394G	109.70	Inf	-Inf	78.82	3	Horizontal	309	3.00	-	27.66	3.22	-
PK	2.4914G	57.14	74.00	-16.86	26.02	3	Horizontal	309	3.00	-	27.87	3.25	-
AV	2.4846G	45.61	54.00	-8.39	14.53	3	Horizontal	309	3.00	-	27.84	3.24	-

802.11g_(6Mbps)_2TX

14/05/2020

2437MHz_TX



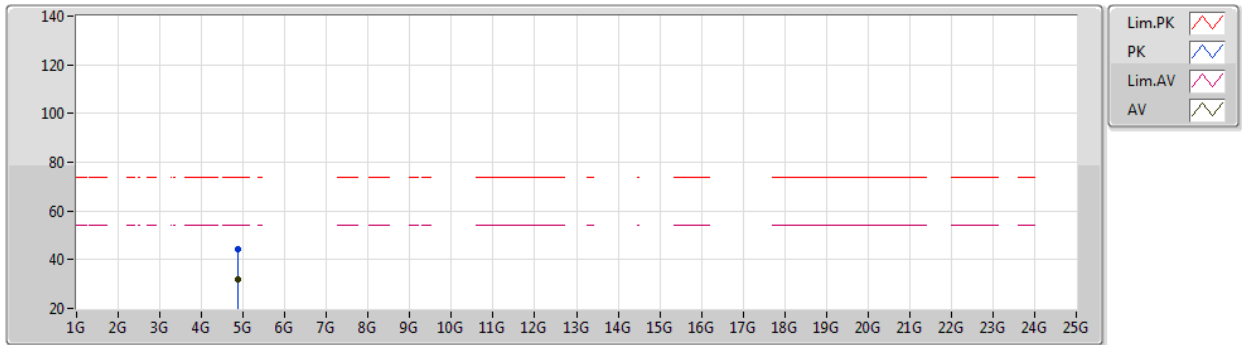
EUT Y_2TX
Setting 28
01-C-E-2

Type	Freq (Hz)	Level (dBuV/m)	Limit (dBuV/m)	Margin (dB)	Raw (dBuV)	Dist (m)	Condition	Azimuth (°)	Height (m)	Comment	AF (dB)	CL (dB)	PA (dB)
PK	4.87197G	44.95	74.00	-29.05	41.35	3	Vertical	340	1.00	-	32.54	5.74	34.68
AV	4.87403G	32.14	54.00	-21.86	28.53	3	Vertical	340	1.00	-	32.55	5.74	34.68

802.11g_(6Mbps)_2TX

14/05/2020

2437MHz_TX



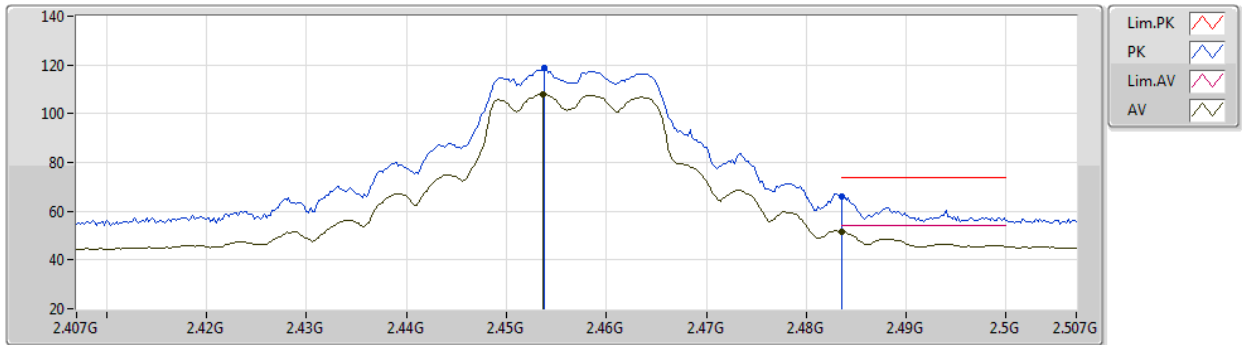
EUT Y_2TX
Setting 28
01-C-E-2

Type	Freq (Hz)	Level (dBuV/m)	Limit (dBuV/m)	Margin (dB)	Raw (dBuV)	Dist (m)	Condition	Azimuth (°)	Height (m)	Comment	AF (dB)	CL (dB)	PA (dB)
PK	4.87258G	44.29	74.00	-29.71	40.68	3	Horizontal	227	1.85	-	32.55	5.74	34.68
AV	4.87398G	32.06	54.00	-21.94	28.45	3	Horizontal	227	1.85	-	32.55	5.74	34.68

802.11g_(6Mbps)_2TX

2457MHz_TX

14/05/2020



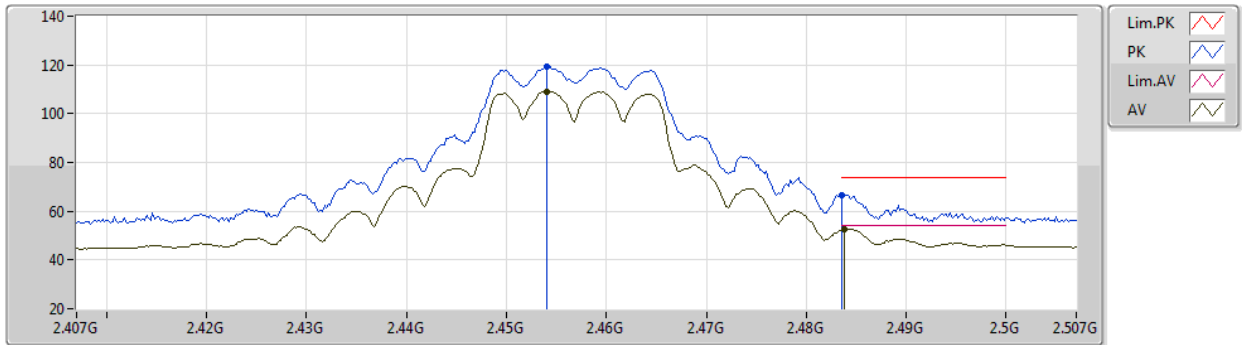
EUT Y_2TX
Setting 24
01-C-E-2

Type	Freq (Hz)	Level (dBuV/m)	Limit (dBuV/m)	Margin (dB)	Raw (dBuV)	Dist (m)	Condition	Azimuth (°)	Height (m)	Comment	AF (dB)	CL (dB)	PA (dB)
PK	2.4538G	118.64	Inf	-Inf	87.69	3	Vertical	344	2.94	-	27.72	3.23	-
AV	2.4536G	108.18	Inf	-Inf	77.24	3	Vertical	344	2.94	-	27.71	3.23	-
PK	2.4835G	66.27	74.00	-7.73	35.20	3	Vertical	344	2.94	-	27.83	3.24	-
AV	2.4835G	51.67	54.00	-2.33	20.60	3	Vertical	344	2.94	-	27.83	3.24	-

802.11g_(6Mbps)_2TX

14/05/2020

2457MHz_TX



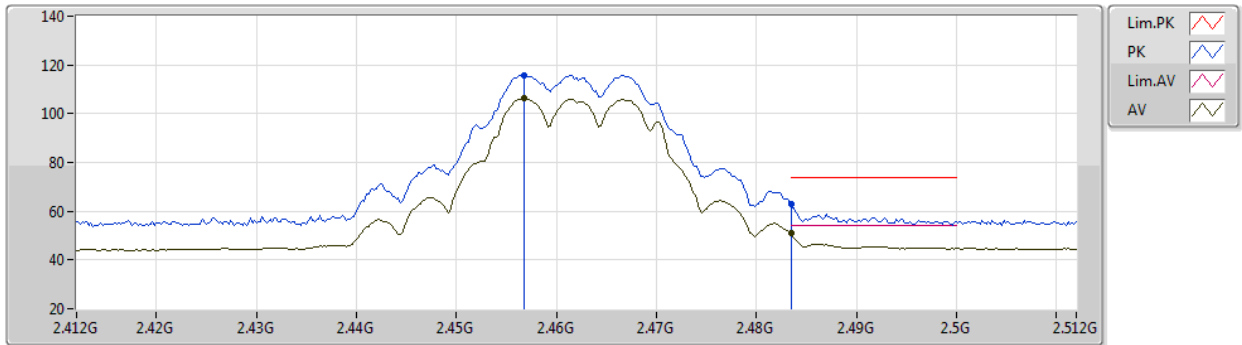
EUT Y_2TX
Setting 24
01-C-E-2

Type	Freq (Hz)	Level (dBuV/m)	Limit (dBuV/m)	Margin (dB)	Raw (dBuV)	Dist (m)	Condition	Azimuth (°)	Height (m)	Comment	AF (dB)	CL (dB)	PA (dB)
PK	2.454G	119.50	Inf	-Inf	88.55	3	Horizontal	311	2.90	-	27.72	3.23	-
AV	2.454G	109.15	Inf	-Inf	78.20	3	Horizontal	311	2.90	-	27.72	3.23	-
PK	2.4835G	66.76	74.00	-7.24	35.69	3	Horizontal	311	2.90	-	27.83	3.24	-
AV	2.4838G	52.54	54.00	-1.46	21.46	3	Horizontal	311	2.90	-	27.84	3.24	-

802.11g_(6Mbps)_2TX

14/05/2020

2462MHz_TX



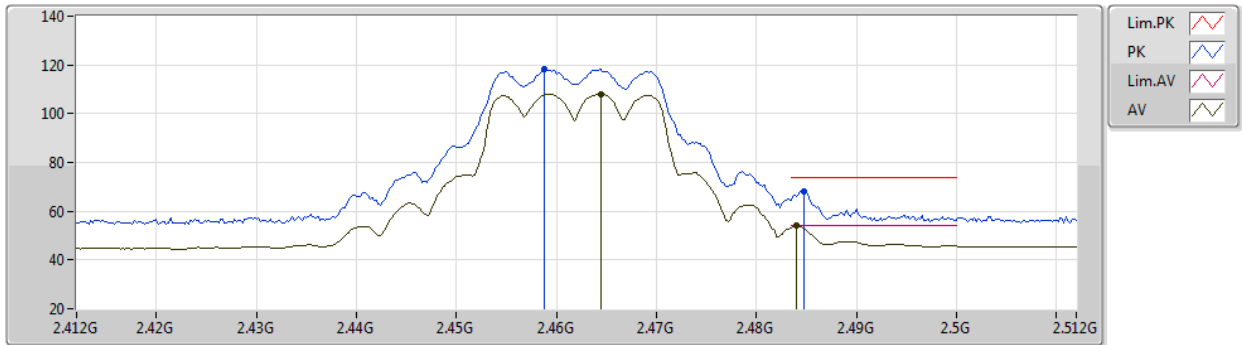
EUT Y_2TX
Setting 22.5
01-C-E-2

Type	Freq (Hz)	Level (dBuV/m)	Limit (dBuV/m)	Margin (dB)	Raw (dBuV)	Dist (m)	Condition	Azimuth (°)	Height (m)	Comment	AF (dB)	CL (dB)	PA (dB)
PK	2.4568G	115.92	Inf	-Inf	84.96	3	Vertical	326	1.58	-	27.73	3.23	-
AV	2.4568G	106.44	Inf	-Inf	75.48	3	Vertical	326	1.58	-	27.73	3.23	-
PK	2.4835G	62.80	74.00	-11.20	31.73	3	Vertical	326	1.58	-	27.83	3.24	-
AV	2.4835G	50.78	54.00	-3.22	19.71	3	Vertical	326	1.58	-	27.83	3.24	-

802.11g_(6Mbps)_2TX

2462MHz_TX

14/05/2020



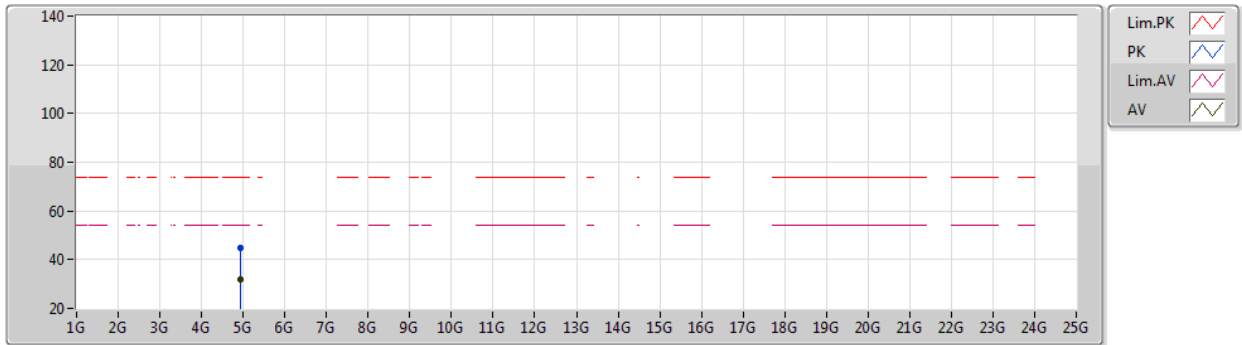
EUT Y_2TX
Setting 22.5
01-C-E-2

Type	Freq (Hz)	Level (dBuV/m)	Limit (dBuV/m)	Margin (dB)	Raw (dBuV)	Dist (m)	Condition	Azimuth (°)	Height (m)	Comment	AF (dB)	CL (dB)	PA (dB)
PK	2.4588G	118.48	Inf	-Inf	87.51	3	Horizontal	310	2.80	-	27.74	3.23	-
AV	2.4644G	108.12	Inf	-Inf	77.13	3	Horizontal	310	2.80	-	27.76	3.23	-
PK	2.4848G	67.93	74.00	-6.07	36.85	3	Horizontal	310	2.80	-	27.84	3.24	-
AV	2.484G	53.98	54.00	-0.02	22.90	3	Horizontal	310	2.80	-	27.84	3.24	-

802.11g_(6Mbps)_2TX

14/05/2020

2462MHz_TX



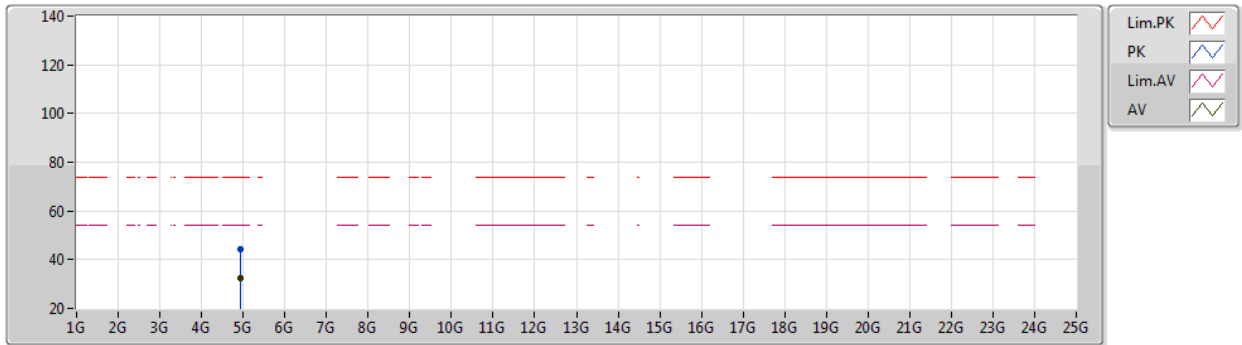
EUT Y_2TX
Setting 22.5
01-C-E-2

Type	Freq (Hz)	Level (dBuV/m)	Limit (dBuV/m)	Margin (dB)	Raw (dBuV)	Dist (m)	Condition	Azimuth (°)	Height (m)	Comment	AF (dB)	CL (dB)	PA (dB)
PK	4.92916G	44.76	74.00	-29.24	40.95	3	Vertical	141	1.79	-	32.69	5.76	34.64
AV	4.924G	32.03	54.00	-21.97	28.24	3	Vertical	141	1.79	-	32.67	5.76	34.64

802.11g_(6Mbps)_2TX

14/05/2020

2462MHz_TX



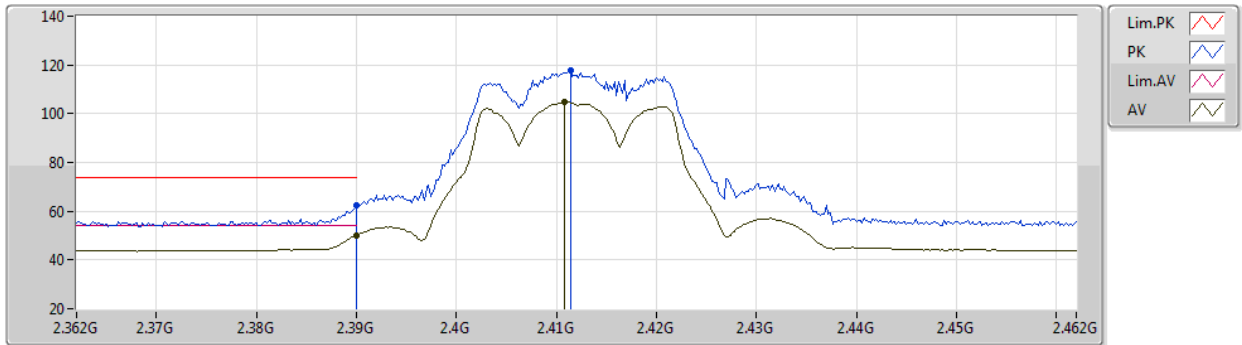
EUT Y_2TX
Setting 22.5
01-C-E-2

Type	Freq (Hz)	Level (dBuV/m)	Limit (dBuV/m)	Margin (dB)	Raw (dBuV)	Dist (m)	Condition	Azimuth (°)	Height (m)	Comment	AF (dB)	CL (dB)	PA (dB)
PK	4.9381G	44.52	74.00	-29.48	40.67	3	Horizontal	340	1.00	-	32.71	5.77	34.63
AV	4.924G	32.32	54.00	-21.68	28.53	3	Horizontal	340	1.00	-	32.67	5.76	34.64

802.11ax HEW20_Nss1,(MCS0)_2TX

14/05/2020

2412MHz_TX



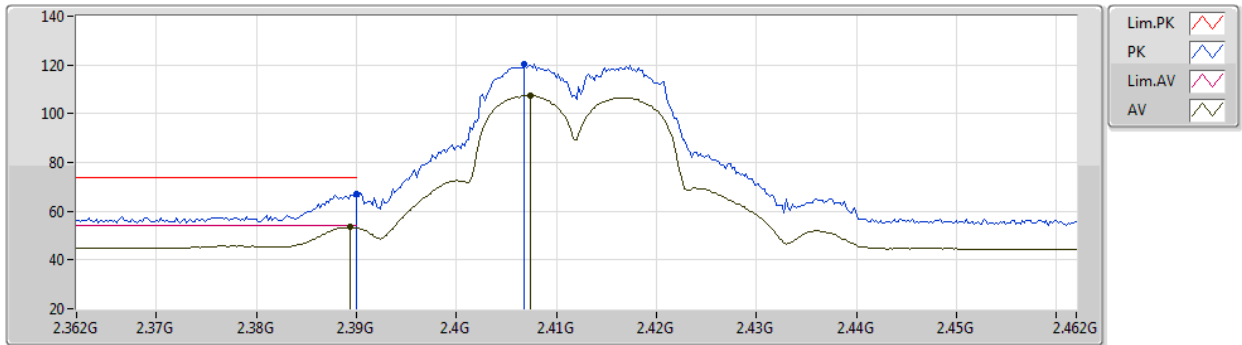
EUT Y_2TX
Setting 22
01-C-E-2

Type	Freq (Hz)	Level (dBuV/m)	Limit (dBuV/m)	Margin (dB)	Raw (dBuV)	Dist (m)	Condition	Azimuth (°)	Height (m)	Comment	AF (dB)	CL (dB)	PA (dB)
PK	2.39G	62.66	74.00	-11.34	31.98	3	Vertical	331	1.37	-	27.48	3.20	-
AV	2.39G	49.87	54.00	-4.13	19.19	3	Vertical	331	1.37	-	27.48	3.20	-
PK	2.4114G	117.63	Inf	-Inf	86.87	3	Vertical	331	1.37	-	27.55	3.21	-
AV	2.4108G	104.69	Inf	-Inf	73.94	3	Vertical	331	1.37	-	27.54	3.21	-

802.11ax HEW20_Nss1,(MCS0)_2TX

14/05/2020

2412MHz_TX



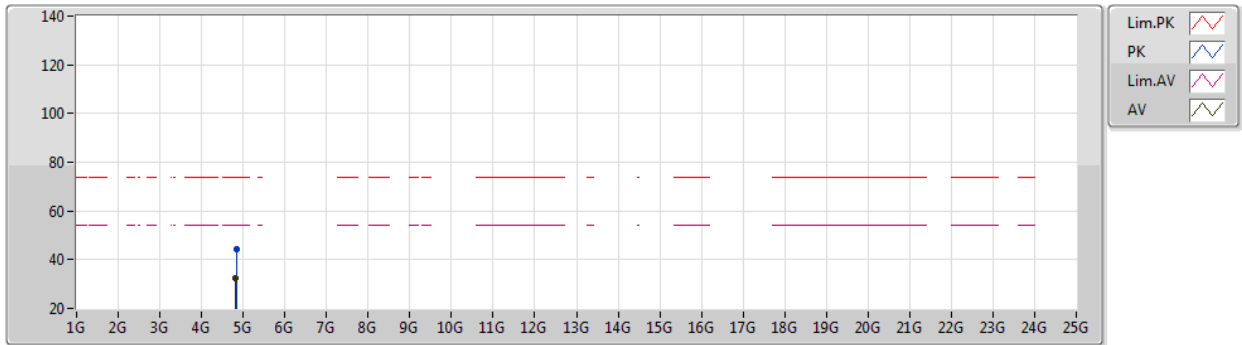
EUT Y_2TX
Setting 22
01-C-E-2

Type	Freq (Hz)	Level (dBuV/m)	Limit (dBuV/m)	Margin (dB)	Raw (dBuV)	Dist (m)	Condition	Azimuth (°)	Height (m)	Comment	AF (dB)	CL (dB)	PA (dB)
PK	2.39G	66.90	74.00	-7.10	36.22	3	Horizontal	308	2.66	-	27.48	3.20	-
AV	2.3894G	53.54	54.00	-0.46	22.87	3	Horizontal	308	2.66	-	27.48	3.19	-
PK	2.4068G	120.16	Inf	-Inf	89.43	3	Horizontal	308	2.66	-	27.53	3.20	-
AV	2.4074G	107.48	Inf	-Inf	76.75	3	Horizontal	308	2.66	-	27.53	3.20	-

802.11ax HEW20_Nss1,(MCS0)_2TX

14/05/2020

2412MHz_TX



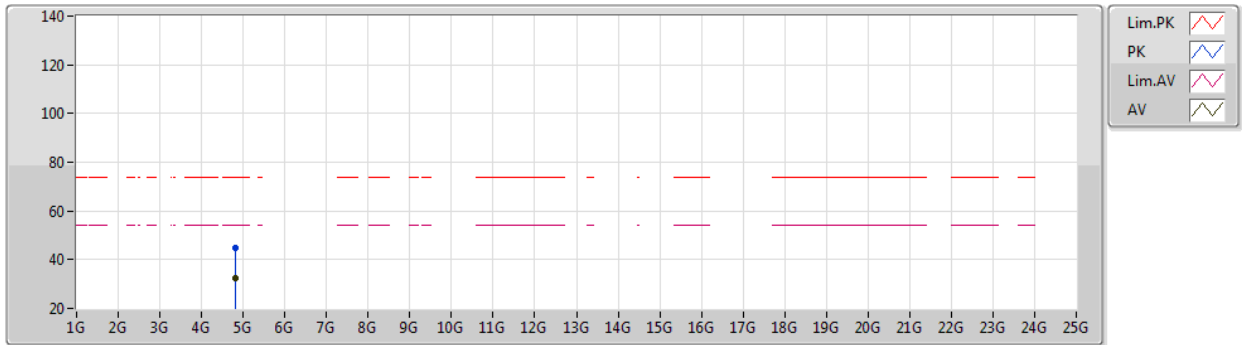
EUT Y_2TX
Setting 22
01-C-E-2

Type	Freq (Hz)	Level (dBuV/m)	Limit (dBuV/m)	Margin (dB)	Raw (dBuV)	Dist (m)	Condition	Azimuth (°)	Height (m)	Comment	AF (dB)	CL (dB)	PA (dB)
PK	4.83654G	44.54	74.00	-29.46	41.06	3	Vertical	113	1.79	-	32.47	5.72	34.71
AV	4.82406G	32.20	54.00	-21.80	28.76	3	Vertical	113	1.79	-	32.45	5.71	34.72

802.11ax HEW20_Nss1,(MCS0)_2TX

14/05/2020

2412MHz_TX



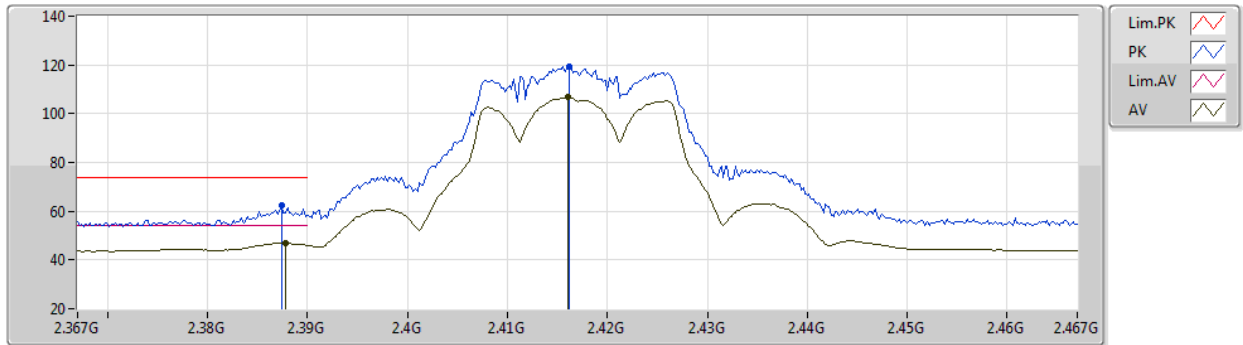
EUT Y_2TX
Setting 22
01-C-E-2

Type	Freq (Hz)	Level (dBuV/m)	Limit (dBuV/m)	Margin (dB)	Raw (dBuV)	Dist (m)	Condition	Azimuth (°)	Height (m)	Comment	AF (dB)	CL (dB)	PA (dB)
PK	4.82472G	44.67	74.00	-29.33	41.23	3	Horizontal	301	1.73	-	32.45	5.71	34.72
AV	4.82394G	32.19	54.00	-21.81	28.75	3	Horizontal	301	1.73	-	32.45	5.71	34.72

802.11ax HEW20_Nss1,(MCS0)_2TX

14/05/2020

2417MHz_TX



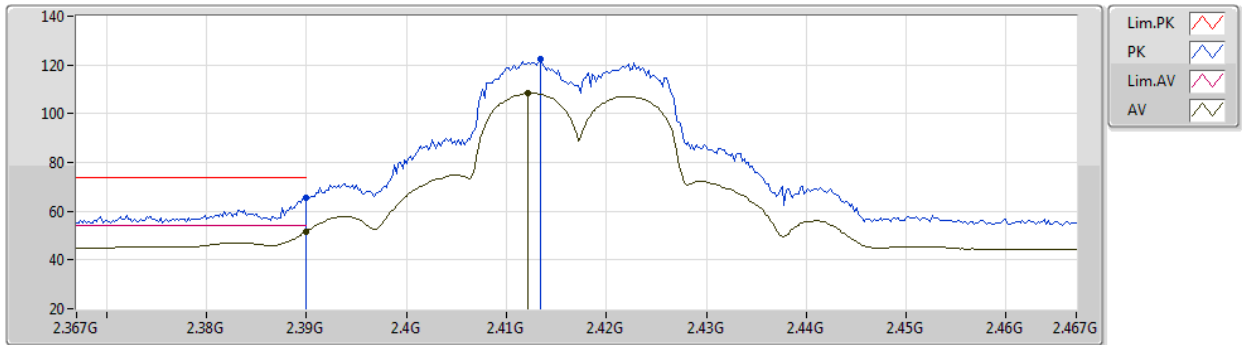
EUT Y_2TX
Setting 23.5
01-C-E-2

Type	Freq (Hz)	Level (dBuV/m)	Limit (dBuV/m)	Margin (dB)	Raw (dBuV)	Dist (m)	Condition	Azimuth (°)	Height (m)	Comment	AF (dB)	CL (dB)	PA (dB)
PK	2.3874G	62.17	74.00	-11.83	31.51	3	Vertical	325	1.42	-	27.47	3.19	-
AV	2.3878G	46.86	54.00	-7.14	16.19	3	Vertical	325	1.42	-	27.48	3.19	-
PK	2.4162G	119.45	Inf	-Inf	88.68	3	Vertical	325	1.42	-	27.56	3.21	-
AV	2.416G	106.67	Inf	-Inf	75.90	3	Vertical	325	1.42	-	27.56	3.21	-

802.11ax HEW20_Nss1,(MCS0)_2TX

14/05/2020

2417MHz_TX



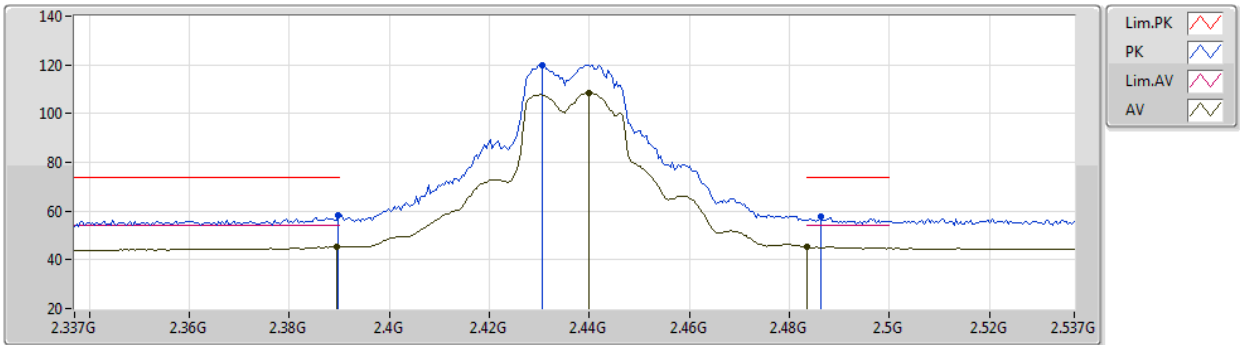
EUT Y_2TX
Setting 23.5
01-C-E-2

Type	Freq (Hz)	Level (dBuV/m)	Limit (dBuV/m)	Margin (dB)	Raw (dBuV)	Dist (m)	Condition	Azimuth (°)	Height (m)	Comment	AF (dB)	CL (dB)	PA (dB)
PK	2.39G	65.26	74.00	-8.74	34.58	3	Horizontal	318	2.47	-	27.48	3.20	-
AV	2.39G	51.77	54.00	-2.23	21.09	3	Horizontal	318	2.47	-	27.48	3.20	-
PK	2.4134G	122.34	Inf	-Inf	91.58	3	Horizontal	318	2.47	-	27.55	3.21	-
AV	2.4122G	108.48	Inf	-Inf	77.72	3	Horizontal	318	2.47	-	27.55	3.21	-

802.11ax HEW20_Nss1,(MCS0)_2TX

14/05/2020

2437MHz_TX



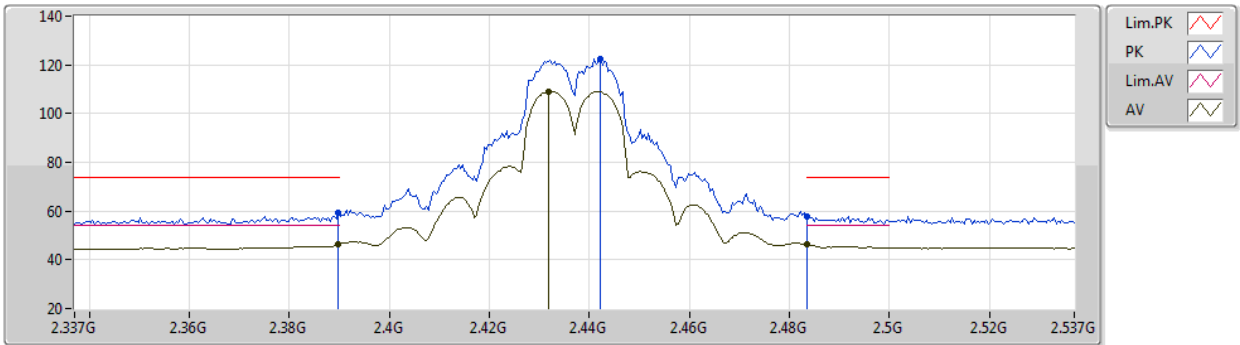
EUT Y_2TX
Setting 28
01-C-E-2

Type	Freq (Hz)	Level (dBuV/m)	Limit (dBuV/m)	Margin (dB)	Raw (dBuV)	Dist (m)	Condition	Azimuth (°)	Height (m)	Comment	AF (dB)	CL (dB)	PA (dB)
PK	2.3898G	58.39	74.00	-15.61	27.72	3	Vertical	339	3.00	-	27.48	3.19	-
AV	2.3894G	45.44	54.00	-8.56	14.77	3	Vertical	339	3.00	-	27.48	3.19	-
PK	2.4306G	120.02	Inf	-Inf	89.18	3	Vertical	339	3.00	-	27.62	3.22	-
AV	2.4398G	108.38	Inf	-Inf	77.50	3	Vertical	339	3.00	-	27.66	3.22	-
PK	2.4862G	57.96	74.00	-16.04	26.88	3	Vertical	339	3.00	-	27.84	3.24	-
AV	2.4835G	45.26	54.00	-8.74	14.19	3	Vertical	339	3.00	-	27.83	3.24	-

802.11ax HEW20_Nss1,(MCS0)_2TX

14/05/2020

2437MHz_TX



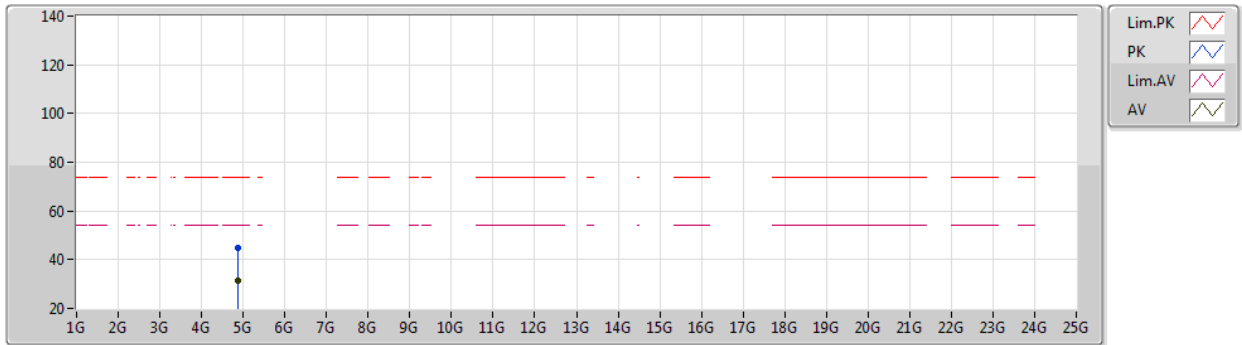
EUT Y_2TX
Setting 28
01-C-E-2

Type	Freq (Hz)	Level (dBuV/m)	Limit (dBuV/m)	Margin (dB)	Raw (dBuV)	Dist (m)	Condition	Azimuth (°)	Height (m)	Comment	AF (dB)	CL (dB)	PA (dB)
PK	2.3898G	59.11	74.00	-14.89	28.44	3	Horizontal	305	2.62	-	27.48	3.19	-
AV	2.3898G	46.15	54.00	-7.85	15.48	3	Horizontal	305	2.62	-	27.48	3.19	-
PK	2.4422G	122.29	Inf	-Inf	91.40	3	Horizontal	305	2.62	-	27.67	3.22	-
AV	2.4318G	109.17	Inf	-Inf	78.32	3	Horizontal	305	2.62	-	27.63	3.22	-
PK	2.4835G	57.83	74.00	-16.17	26.76	3	Horizontal	305	2.62	-	27.83	3.24	-
AV	2.4835G	46.30	54.00	-7.70	15.23	3	Horizontal	305	2.62	-	27.83	3.24	-

802.11ax HEW20_Nss1,(MCS0)_2TX

14/05/2020

2437MHz_TX



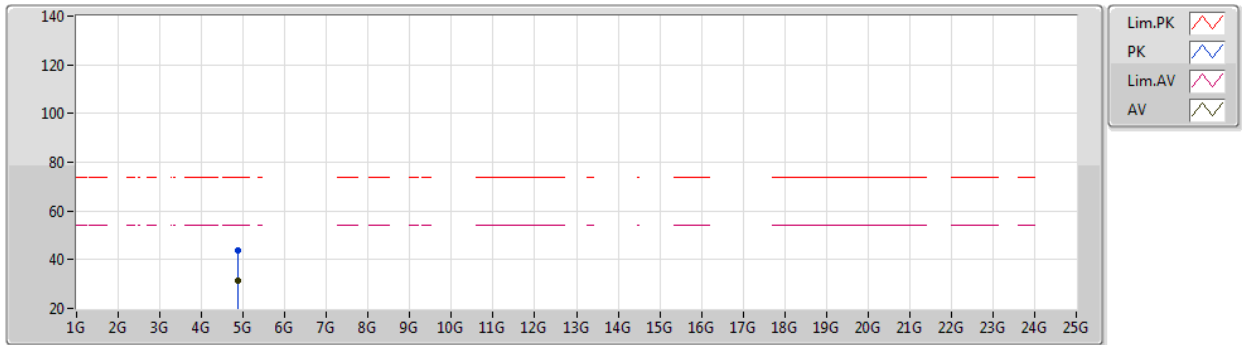
EUT Y_2TX
Setting 28
01-C-E-2

Type	Freq (Hz)	Level (dBuV/m)	Limit (dBuV/m)	Margin (dB)	Raw (dBuV)	Dist (m)	Condition	Azimuth (°)	Height (m)	Comment	AF (dB)	CL (dB)	PA (dB)
PK	4.87412G	44.60	74.00	-29.40	40.99	3	Vertical	336	1.00	-	32.55	5.74	34.68
AV	4.87406G	31.33	54.00	-22.67	27.72	3	Vertical	336	1.00	-	32.55	5.74	34.68

802.11ax HEW20_Nss1,(MCS0)_2TX

14/05/2020

2437MHz_TX



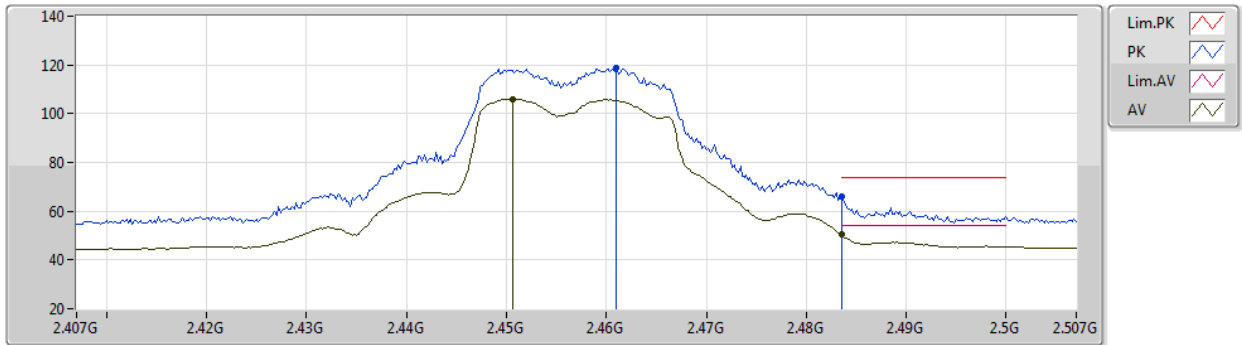
EUT Y_2TX
Setting 28
01-C-E-2

Type	Freq (Hz)	Level (dBuV/m)	Limit (dBuV/m)	Margin (dB)	Raw (dBuV)	Dist (m)	Condition	Azimuth (°)	Height (m)	Comment	AF (dB)	CL (dB)	PA (dB)
PK	4.86836G	43.75	74.00	-30.25	40.17	3	Horizontal	15	2.47	-	32.54	5.73	34.69
AV	4.87418G	31.34	54.00	-22.66	27.73	3	Horizontal	15	2.47	-	32.55	5.74	34.68

802.11ax HEW20_Nss1,(MCS0)_2TX

14/05/2020

2457MHz_TX



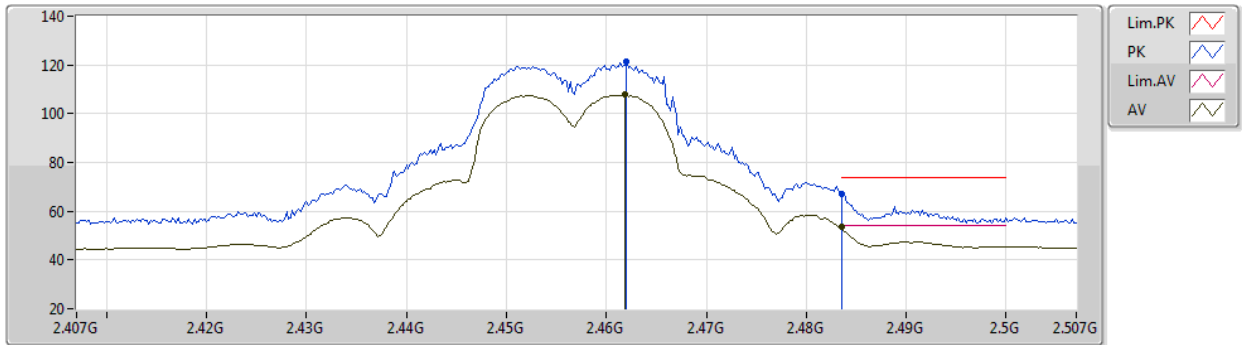
EUT Y_2TX
Setting 23.5
01-C-E-2

Type	Freq (Hz)	Level (dBuV/m)	Limit (dBuV/m)	Margin (dB)	Raw (dBuV)	Dist (m)	Condition	Azimuth (°)	Height (m)	Comment	AF (dB)	CL (dB)	PA (dB)
PK	2.461G	118.56	Inf	-Inf	87.59	3	Vertical	342	3.00	-	27.74	3.23	-
AV	2.4506G	105.93	Inf	-Inf	75.00	3	Vertical	342	3.00	-	27.70	3.23	-
PK	2.4835G	65.95	74.00	-8.05	34.88	3	Vertical	342	3.00	-	27.83	3.24	-
AV	2.4835G	50.57	54.00	-3.43	19.50	3	Vertical	342	3.00	-	27.83	3.24	-

802.11ax HEW20_Nss1,(MCS0)_2TX

14/05/2020

2457MHz_TX



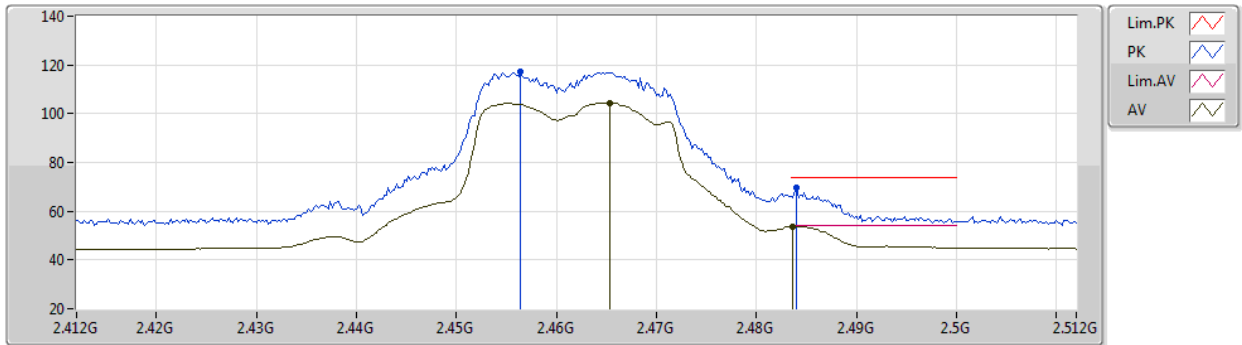
EUT Y_2TX
Setting 23.5
01-C-E-2

Type	Freq (Hz)	Level (dBuV/m)	Limit (dBuV/m)	Margin (dB)	Raw (dBuV)	Dist (m)	Condition	Azimuth (°)	Height (m)	Comment	AF (dB)	CL (dB)	PA (dB)
PK	2.462G	121.26	Inf	-Inf	90.28	3	Horizontal	308	2.82	-	27.75	3.23	-
AV	2.4618G	107.74	Inf	-Inf	76.76	3	Horizontal	308	2.82	-	27.75	3.23	-
PK	2.4836G	67.05	74.00	-6.95	35.98	3	Horizontal	308	2.82	-	27.83	3.24	-
AV	2.4835G	53.61	54.00	-0.39	22.54	3	Horizontal	308	2.82	-	27.83	3.24	-

802.11ax HEW20_Nss1,(MCS0)_2TX

14/05/2020

2462MHz_TX



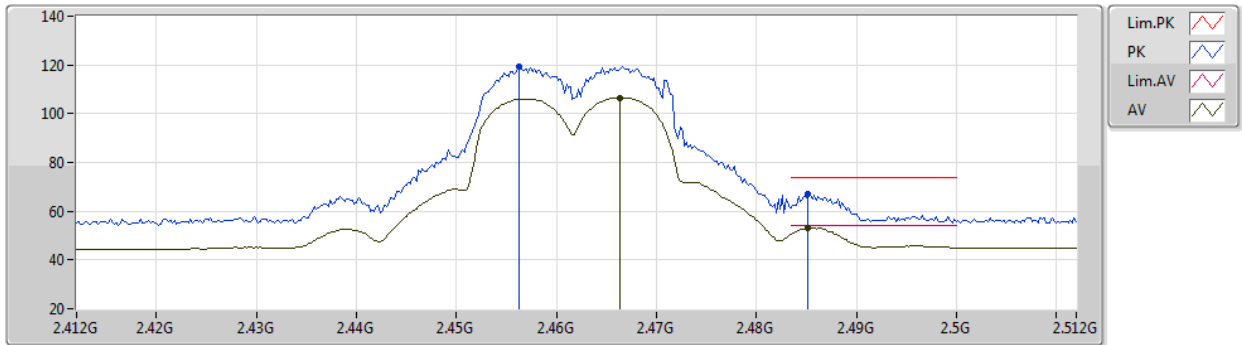
EUT Y_2TX
Setting 22
01-C-E-2

Type	Freq (Hz)	Level (dBuV/m)	Limit (dBuV/m)	Margin (dB)	Raw (dBuV)	Dist (m)	Condition	Azimuth (°)	Height (m)	Comment	AF (dB)	CL (dB)	PA (dB)
PK	2.4564G	117.30	Inf	-Inf	86.34	3	Vertical	344	2.97	-	27.73	3.23	-
AV	2.4654G	104.56	Inf	-Inf	73.57	3	Vertical	344	2.97	-	27.76	3.23	-
PK	2.484G	69.50	74.00	-4.50	38.42	3	Vertical	344	2.97	-	27.84	3.24	-
AV	2.4836G	53.83	54.00	-0.17	22.76	3	Vertical	344	2.97	-	27.83	3.24	-

802.11ax HEW20_Nss1,(MCS0)_2TX

14/05/2020

2462MHz_TX



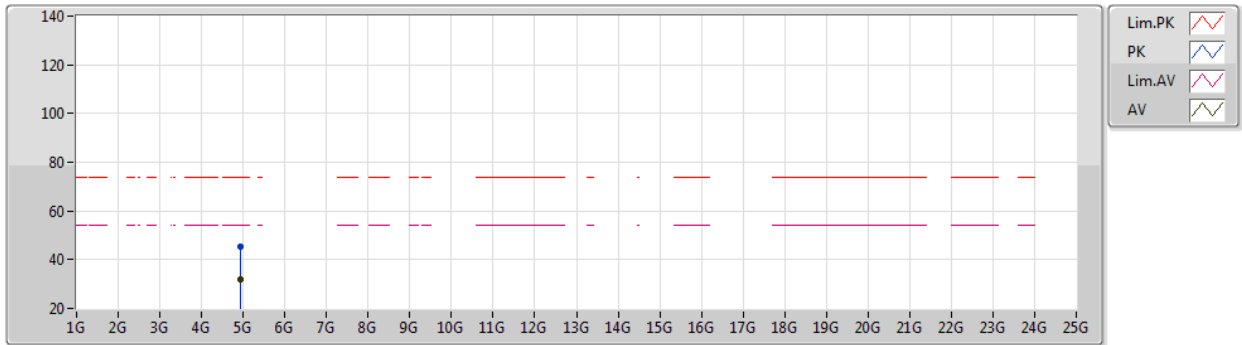
EUT Y_2TX
Setting 22
01-C-E-2

Type	Freq (Hz)	Level (dBuV/m)	Limit (dBuV/m)	Margin (dB)	Raw (dBuV)	Dist (m)	Condition	Azimuth (°)	Height (m)	Comment	AF (dB)	CL (dB)	PA (dB)
PK	2.4562G	119.40	Inf	-Inf	88.45	3	Horizontal	307	2.84	-	27.72	3.23	-
AV	2.4664G	106.63	Inf	-Inf	75.63	3	Horizontal	307	2.84	-	27.77	3.23	-
PK	2.4852G	67.06	74.00	-6.94	35.98	3	Horizontal	307	2.84	-	27.84	3.24	-
AV	2.4852G	53.15	54.00	-0.85	22.07	3	Horizontal	307	2.84	-	27.84	3.24	-

802.11ax HEW20_Nss1,(MCS0)_2TX

14/05/2020

2462MHz_TX



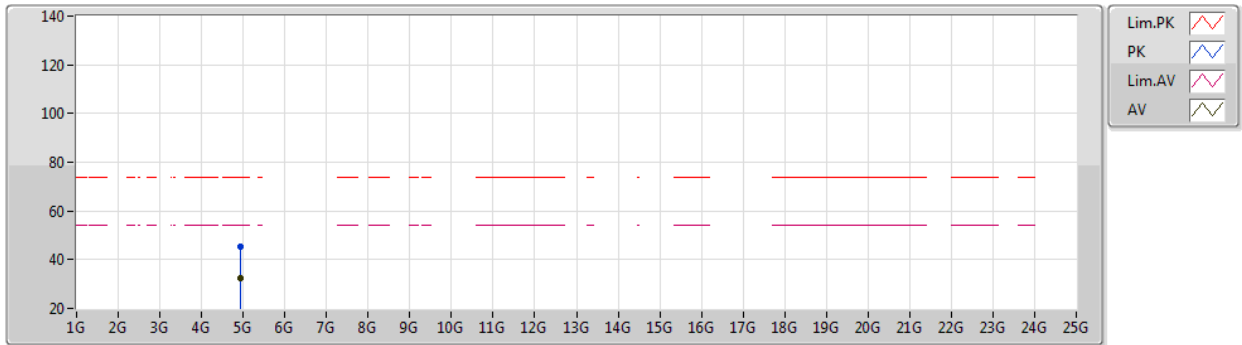
EUT Y_2TX
Setting 22
01-C-E-2

Type	Freq (Hz)	Level (dBuV/m)	Limit (dBuV/m)	Margin (dB)	Raw (dBuV)	Dist (m)	Condition	Azimuth (°)	Height (m)	Comment	AF (dB)	CL (dB)	PA (dB)
PK	4.92646G	45.11	74.00	-28.89	41.31	3	Vertical	51	1.85	-	32.68	5.76	34.64
AV	4.92406G	32.12	54.00	-21.88	28.33	3	Vertical	51	1.85	-	32.67	5.76	34.64

802.11ax HEW20_Nss1,(MCS0)_2TX

14/05/2020

2462MHz_TX



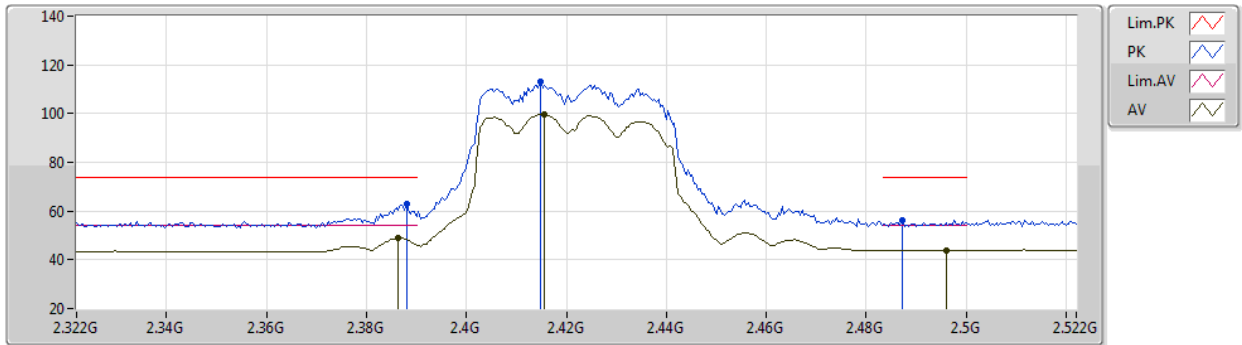
EUT Y_2TX
Setting 22
01-C-E-2

Type	Freq (Hz)	Level (dBuV/m)	Limit (dBuV/m)	Margin (dB)	Raw (dBuV)	Dist (m)	Condition	Azimuth (°)	Height (m)	Comment	AF (dB)	CL (dB)	PA (dB)
PK	4.93852G	45.51	74.00	-28.49	41.65	3	Horizontal	348	2.71	-	32.72	5.77	34.63
AV	4.92394G	32.38	54.00	-21.62	28.59	3	Horizontal	348	2.71	-	32.67	5.76	34.64

802.11ax HEW40_Nss1,(MCS0)_2TX

14/05/2020

2422MHz_TX



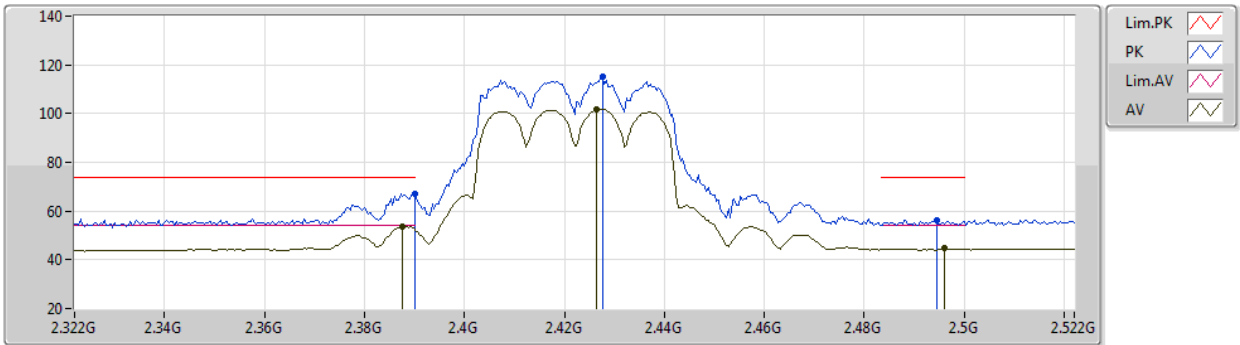
EUT Y_2TX
Setting 19.5
01-C-E-2

Type	Freq (Hz)	Level (dBuV/m)	Limit (dBuV/m)	Margin (dB)	Raw (dBuV)	Dist (m)	Condition	Azimuth (°)	Height (m)	Comment	AF (dB)	CL (dB)	PA (dB)
PK	2.388G	62.90	74.00	-11.10	32.23	3	Vertical	17	2.71	-	27.48	3.19	-
AV	2.3864G	49.10	54.00	-4.90	18.44	3	Vertical	17	2.71	-	27.47	3.19	-
PK	2.4148G	113.19	Inf	-Inf	82.42	3	Vertical	17	2.71	-	27.56	3.21	-
AV	2.4156G	99.86	Inf	-Inf	69.09	3	Vertical	17	2.71	-	27.56	3.21	-
PK	2.4872G	56.05	74.00	-17.95	24.96	3	Vertical	17	2.71	-	27.85	3.24	-
AV	2.496G	44.01	54.00	-9.99	12.88	3	Vertical	17	2.71	-	27.88	3.25	-

802.11ax HEW40_Nss1,(MCS0)_2TX

14/05/2020

2422MHz_TX



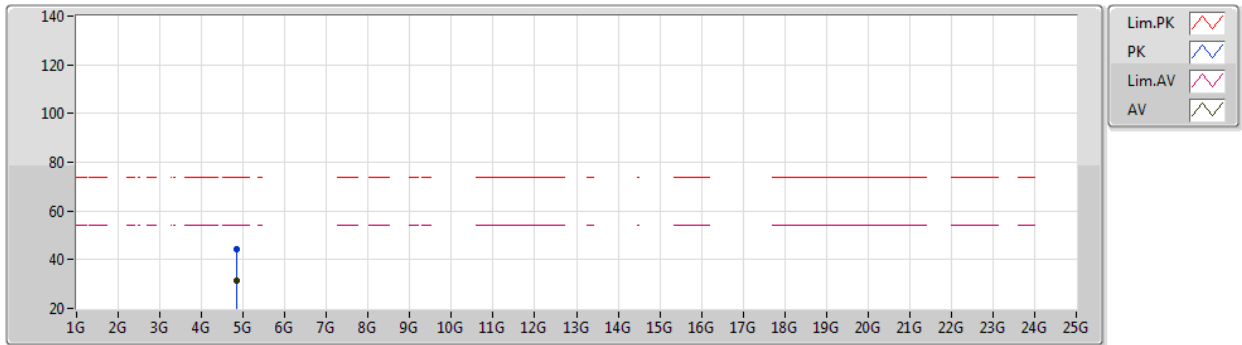
EUT Y_2TX
Setting 19.5
01-C-E-2

Type	Freq (Hz)	Level (dBuV/m)	Limit (dBuV/m)	Margin (dB)	Raw (dBuV)	Dist (m)	Condition	Azimuth (°)	Height (m)	Comment	AF (dB)	CL (dB)	PA (dB)
PK	2.39G	67.21	74.00	-6.79	36.53	3	Horizontal	305	2.60	-	27.48	3.20	-
AV	2.3876G	53.80	54.00	-0.20	23.13	3	Horizontal	305	2.60	-	27.48	3.19	-
PK	2.4276G	115.21	Inf	-Inf	84.39	3	Horizontal	305	2.60	-	27.61	3.21	-
AV	2.4264G	101.70	Inf	-Inf	70.88	3	Horizontal	305	2.60	-	27.61	3.21	-
PK	2.4944G	56.38	74.00	-17.62	25.25	3	Horizontal	305	2.60	-	27.88	3.25	-
AV	2.496G	44.71	54.00	-9.29	13.58	3	Horizontal	305	2.60	-	27.88	3.25	-

802.11ax HEW40_Nss1,(MCS0)_2TX

14/05/2020

2422MHz_TX



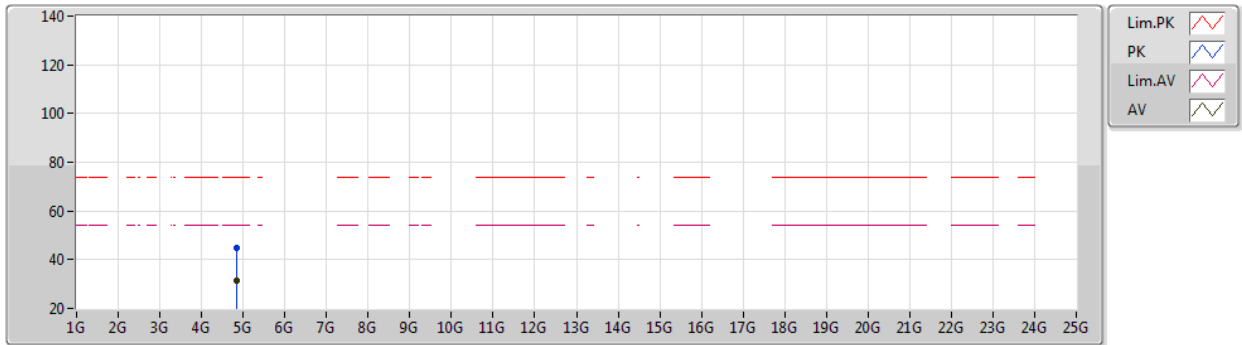
EUT Y_2TX
Setting 19.5
01-C-E-2

Type	Freq (Hz)	Level (dBuV/m)	Limit (dBuV/m)	Margin (dB)	Raw (dBuV)	Dist (m)	Condition	Azimuth (°)	Height (m)	Comment	AF (dB)	CL (dB)	PA (dB)
PK	4.83002G	44.38	74.00	-29.62	40.92	3	Vertical	295	2.66	-	32.46	5.72	34.72
AV	4.83992G	31.32	54.00	-22.68	27.83	3	Vertical	295	2.66	-	32.48	5.72	34.71

802.11ax HEW40_Nss1,(MCS0)_2TX

14/05/2020

2422MHz_TX



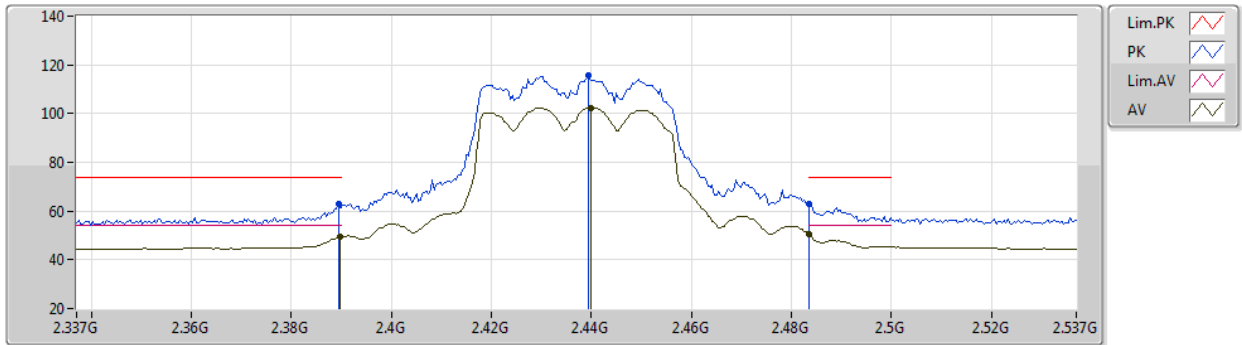
EUT Y_2TX
Setting 19.5
01-C-E-2

Type	Freq (Hz)	Level (dBuV/m)	Limit (dBuV/m)	Margin (dB)	Raw (dBuV)	Dist (m)	Condition	Azimuth (°)	Height (m)	Comment	AF (dB)	CL (dB)	PA (dB)
PK	4.83962G	44.64	74.00	-29.36	41.15	3	Horizontal	33	1.61	-	32.48	5.72	34.71
AV	4.84484G	31.29	54.00	-22.71	27.78	3	Horizontal	33	1.61	-	32.49	5.72	34.70

802.11ax HEW40_Nss1,(MCS0)_2TX

14/05/2020

2437MHz_TX



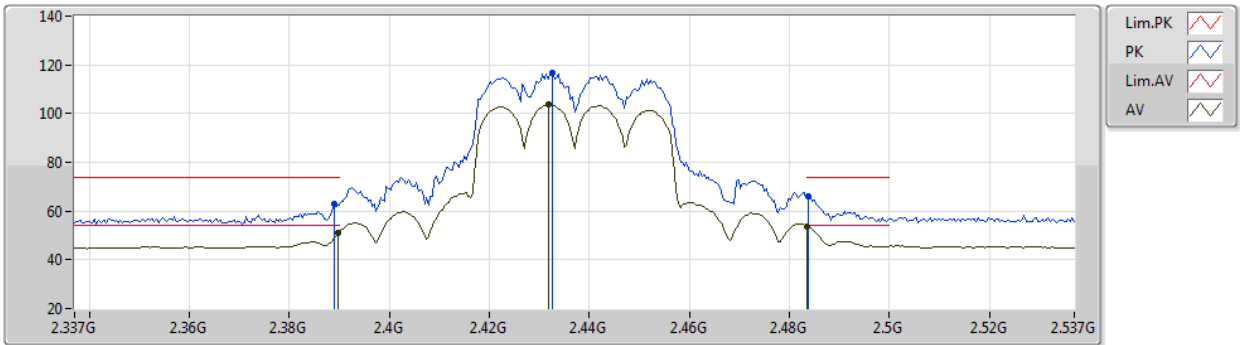
EUT Y_2TX
Setting 21.5
01-C-E-2

Type	Freq (Hz)	Level (dBuV/m)	Limit (dBuV/m)	Margin (dB)	Raw (dBuV)	Dist (m)	Condition	Azimuth (°)	Height (m)	Comment	AF (dB)	CL (dB)	PA (dB)
PK	2.3894G	62.98	74.00	-11.02	32.31	3	Vertical	344	3.00	-	27.48	3.19	-
AV	2.3898G	49.53	54.00	-4.47	18.86	3	Vertical	344	3.00	-	27.48	3.19	-
PK	2.4394G	115.76	Inf	-Inf	84.88	3	Vertical	344	3.00	-	27.66	3.22	-
AV	2.4398G	102.43	Inf	-Inf	71.55	3	Vertical	344	3.00	-	27.66	3.22	-
PK	2.4835G	62.78	74.00	-11.22	31.71	3	Vertical	344	3.00	-	27.83	3.24	-
AV	2.4835G	50.46	54.00	-3.54	19.39	3	Vertical	344	3.00	-	27.83	3.24	-

802.11ax HEW40_Nss1,(MCS0)_2TX

14/05/2020

2437MHz_TX



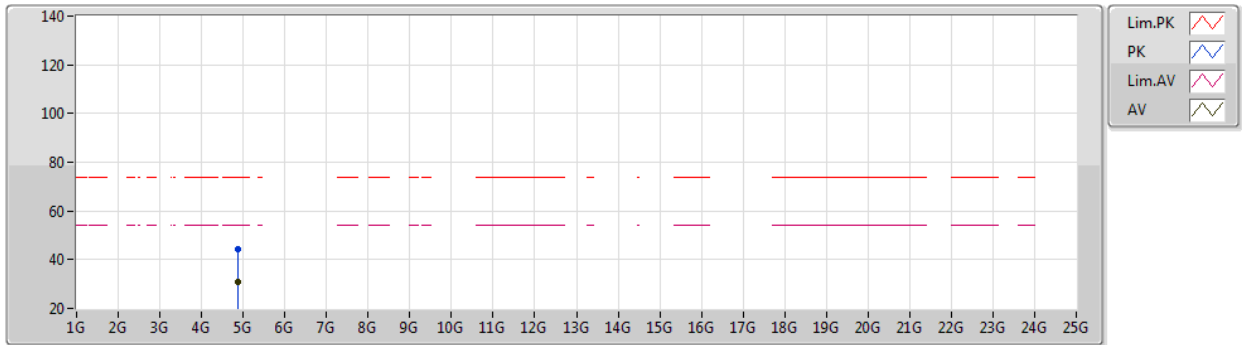
EUT Y_2TX
Setting 21.5
01-C-E-2

Type	Freq (Hz)	Level (dBuV/m)	Limit (dBuV/m)	Margin (dB)	Raw (dBuV)	Dist (m)	Condition	Azimuth (°)	Height (m)	Comment	AF (dB)	CL (dB)	PA (dB)
PK	2.389G	62.93	74.00	-11.07	32.26	3	Horizontal	308	2.63	-	27.48	3.19	-
AV	2.3898G	51.00	54.00	-3.00	20.33	3	Horizontal	308	2.63	-	27.48	3.19	-
PK	2.4326G	116.48	Inf	-Inf	85.63	3	Horizontal	308	2.63	-	27.63	3.22	-
AV	2.4318G	103.76	Inf	-Inf	72.91	3	Horizontal	308	2.63	-	27.63	3.22	-
PK	2.4838G	65.95	74.00	-8.05	34.87	3	Horizontal	308	2.63	-	27.84	3.24	-
AV	2.4835G	53.78	54.00	-0.22	22.71	3	Horizontal	308	2.63	-	27.83	3.24	-

802.11ax HEW40_Nss1,(MCS0)_2TX

14/05/2020

2437MHz_TX



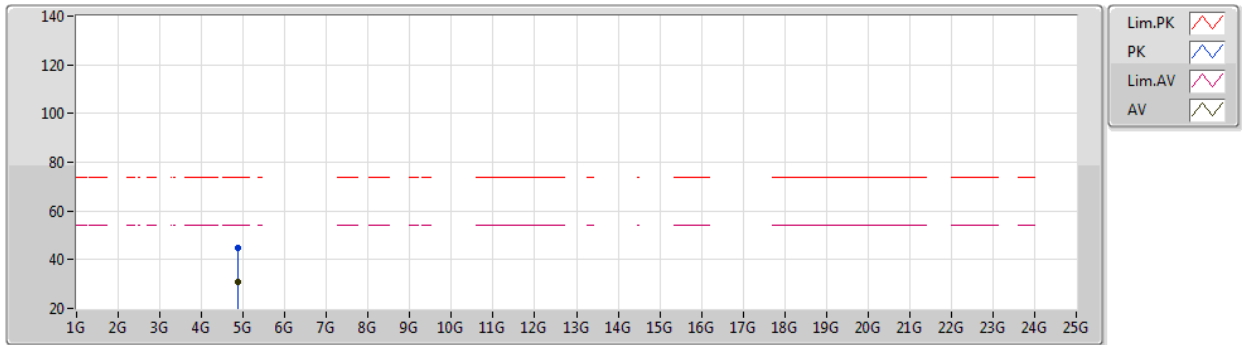
EUT Y_2TX
Setting 21.5
01-C-E-2

Type	Freq (Hz)	Level (dBuV/m)	Limit (dBuV/m)	Margin (dB)	Raw (dBuV)	Dist (m)	Condition	Azimuth (°)	Height (m)	Comment	AF (dB)	CL (dB)	PA (dB)
PK	4.8668G	44.49	74.00	-29.51	40.92	3	Vertical	78	2.05	-	32.53	5.73	34.69
AV	4.8803G	31.01	54.00	-22.99	27.39	3	Vertical	78	2.05	-	32.56	5.74	34.68

802.11ax HEW40_Nss1,(MCS0)_2TX

14/05/2020

2437MHz_TX



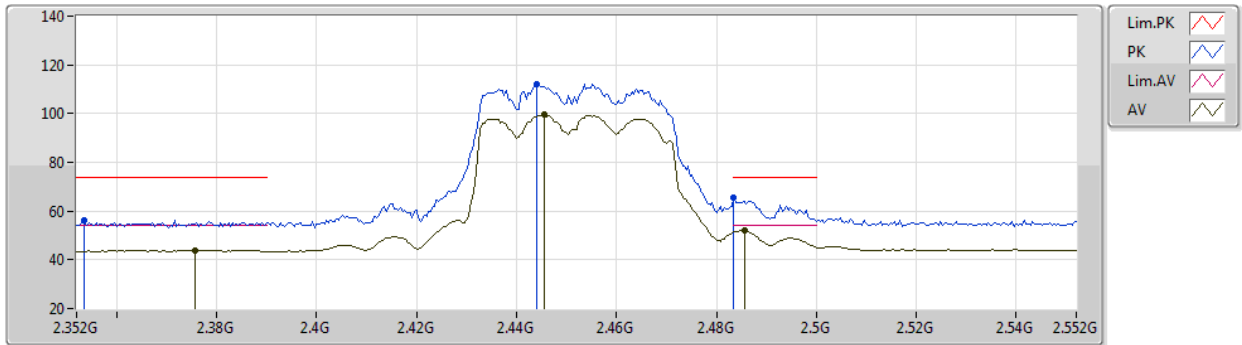
EUT Y_2TX
Setting 21.5
01-C-E-2

Type	Freq (Hz)	Level (dBuV/m)	Limit (dBuV/m)	Margin (dB)	Raw (dBuV)	Dist (m)	Condition	Azimuth (°)	Height (m)	Comment	AF (dB)	CL (dB)	PA (dB)
PK	4.8746G	44.86	74.00	-29.14	41.25	3	Horizontal	152	2.84	-	32.55	5.74	34.68
AV	4.86668G	31.09	54.00	-22.91	27.52	3	Horizontal	152	2.84	-	32.53	5.73	34.69

802.11ax HEW40_Nss1,(MCS0)_2TX

14/05/2020

2452MHz_TX



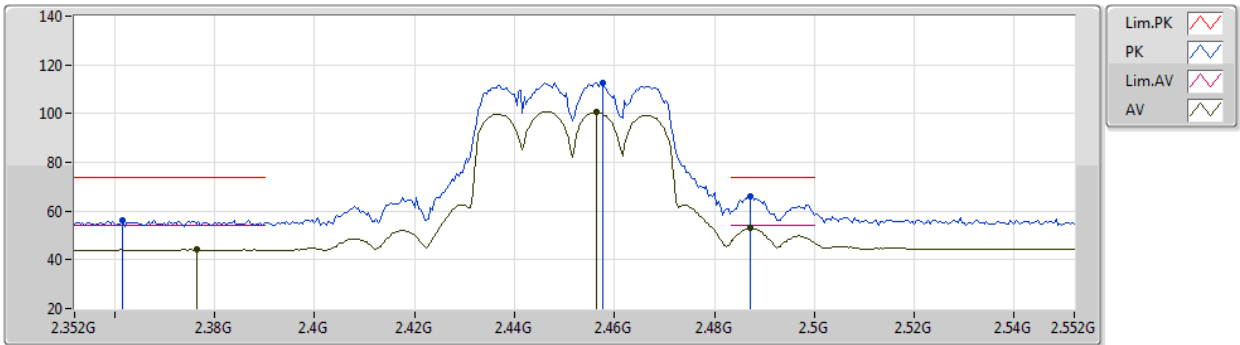
EUT Y_2TX
Setting 19
01-C-E-2

Type	Freq (Hz)	Level (dBuV/m)	Limit (dBuV/m)	Margin (dB)	Raw (dBuV)	Dist (m)	Condition	Azimuth (°)	Height (m)	Comment	AF (dB)	CL (dB)	PA (dB)
PK	2.3536G	56.45	74.00	-17.55	25.86	3	Vertical	358	3.00	-	27.41	3.18	-
AV	2.3756G	43.87	54.00	-10.13	13.23	3	Vertical	358	3.00	-	27.45	3.19	-
PK	2.444G	112.13	Inf	-Inf	81.23	3	Vertical	358	3.00	-	27.68	3.22	-
AV	2.4456G	99.46	Inf	-Inf	68.56	3	Vertical	358	3.00	-	27.68	3.22	-
PK	2.4835G	65.48	74.00	-8.52	34.41	3	Vertical	358	3.00	-	27.83	3.24	-
AV	2.4856G	52.06	54.00	-1.94	20.98	3	Vertical	358	3.00	-	27.84	3.24	-

802.11ax HEW40_Nss1,(MCS0)_2TX

14/05/2020

2452MHz_TX



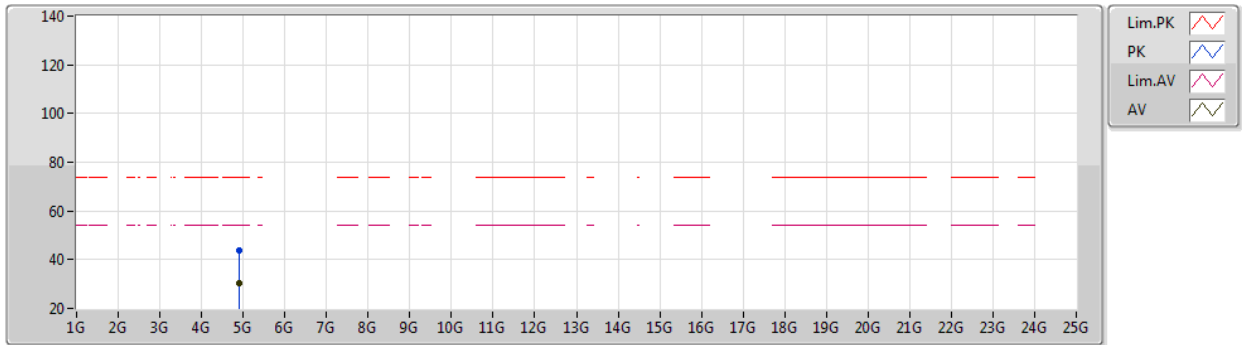
EUT Y_2TX
Setting 19
01-C-E-2

Type	Freq (Hz)	Level (dBuV/m)	Limit (dBuV/m)	Margin (dB)	Raw (dBuV)	Dist (m)	Condition	Azimuth (°)	Height (m)	Comment	AF (dB)	CL (dB)	PA (dB)
PK	2.3616G	56.43	74.00	-17.57	25.83	3	Horizontal	310	2.92	-	27.42	3.18	-
AV	2.3764G	44.17	54.00	-9.83	13.53	3	Horizontal	310	2.92	-	27.45	3.19	-
PK	2.4576G	112.83	Inf	-Inf	81.87	3	Horizontal	310	2.92	-	27.73	3.23	-
AV	2.4564G	100.69	Inf	-Inf	69.73	3	Horizontal	310	2.92	-	27.73	3.23	-
PK	2.4872G	66.12	74.00	-7.88	35.03	3	Horizontal	310	2.92	-	27.85	3.24	-
AV	2.4872G	53.02	54.00	-0.98	21.93	3	Horizontal	310	2.92	-	27.85	3.24	-

802.11ax HEW40_Nss1,(MCS0)_2TX

14/05/2020

2452MHz_TX



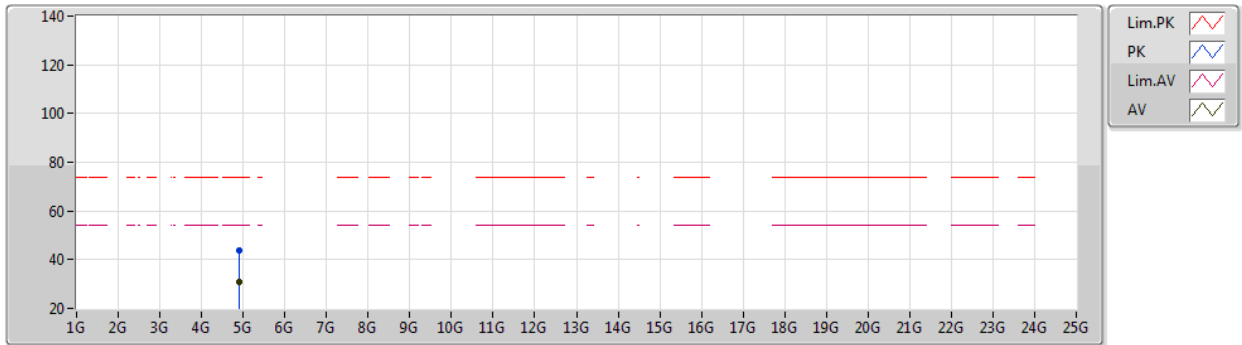
EUT Y_2TX
Setting 19
01-C-E-2

Type	Freq (Hz)	Level (dBuV/m)	Limit (dBuV/m)	Margin (dB)	Raw (dBuV)	Dist (m)	Condition	Azimuth (°)	Height (m)	Comment	AF (dB)	CL (dB)	PA (dB)
PK	4.90418G	43.54	74.00	-30.46	39.84	3	Vertical	144	2.42	-	32.61	5.75	34.66
AV	4.90856G	30.58	54.00	-23.42	26.85	3	Vertical	144	2.42	-	32.63	5.75	34.65

802.11ax HEW40_Nss1,(MCS0)_2TX

14/05/2020

2452MHz_TX



EUT Y_2TX
Setting 19
01-C-E-2

Type	Freq (Hz)	Level (dBuV/m)	Limit (dBuV/m)	Margin (dB)	Raw (dBuV)	Dist (m)	Condition	Azimuth (°)	Height (m)	Comment	AF (dB)	CL (dB)	PA (dB)
PK	4.89926G	43.68	74.00	-30.32	39.99	3	Horizontal	157	2.96	-	32.60	5.75	34.66
AV	4.91168G	30.62	54.00	-23.38	26.87	3	Horizontal	157	2.96	-	32.64	5.76	34.65

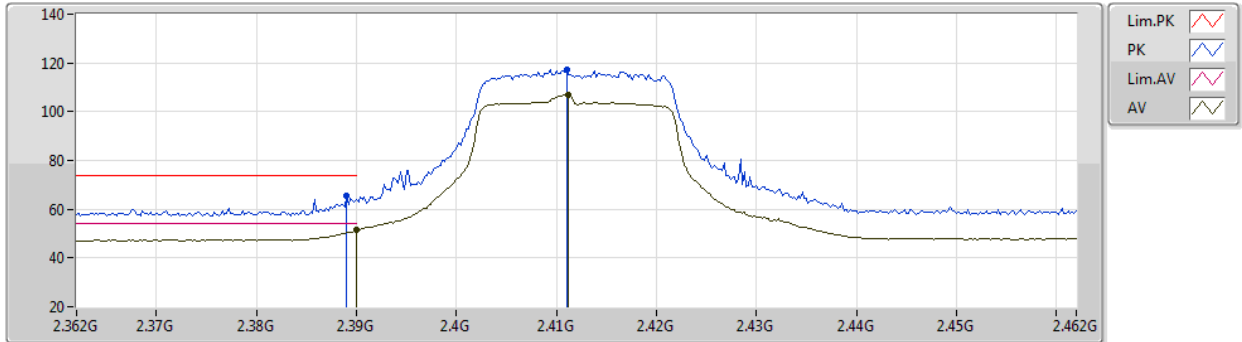
**For beamforming mode:****Summary**

Mode	Result	Type	Freq (Hz)	Level (dBuV/m)	Limit (dBuV/m)	Margin (dB)	Dist (m)	Condition	Azimuth (°)	Height (m)	Comments
2.4-2.4835GHz	-	-	-	-	-	-	-	-	-	-	-
802.11ax HEW20-BF_Nss1,(MCS0)_2TX	Pass	AV	2.39G	53.90	54.00	-0.10	3	Horizontal	309	2.51	-
802.11ax HEW40-BF_Nss1,(MCS0)_2TX	Pass	AV	2.484G	53.95	54.00	-0.05	3	Horizontal	305	2.97	-

802.11ax HEW20-BF_Nss1,(MCS0)_2TX

14/05/2020

2412MHz_TX



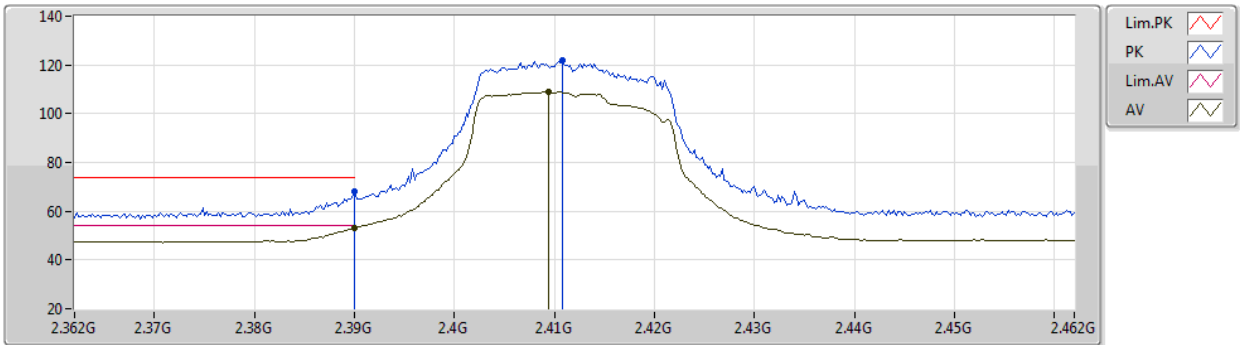
EUT Y_2TX
Setting 24.5
02-B-L-3

Type	Freq (Hz)	Level (dBuV/m)	Limit (dBuV/m)	Margin (dB)	Raw (dBuV)	Dist (m)	Condition	Azimuth (°)	Height (m)	Comment	AF (dB)	CL (dB)	PA (dB)
PK	2.389G	65.50	74.00	-8.50	33.73	3	Vertical	12	2.82	-	28.27	3.50	-
AV	2.39G	51.38	54.00	-2.62	19.61	3	Vertical	12	2.82	-	28.27	3.50	-
PK	2.411G	117.23	Inf	-Inf	85.39	3	Vertical	12	2.82	-	28.33	3.51	-
AV	2.4112G	107.15	Inf	-Inf	75.31	3	Vertical	12	2.82	-	28.33	3.51	-

802.11ax HEW20-BF_Nss1,(MCS0)_2TX

14/05/2020

2412MHz_TX



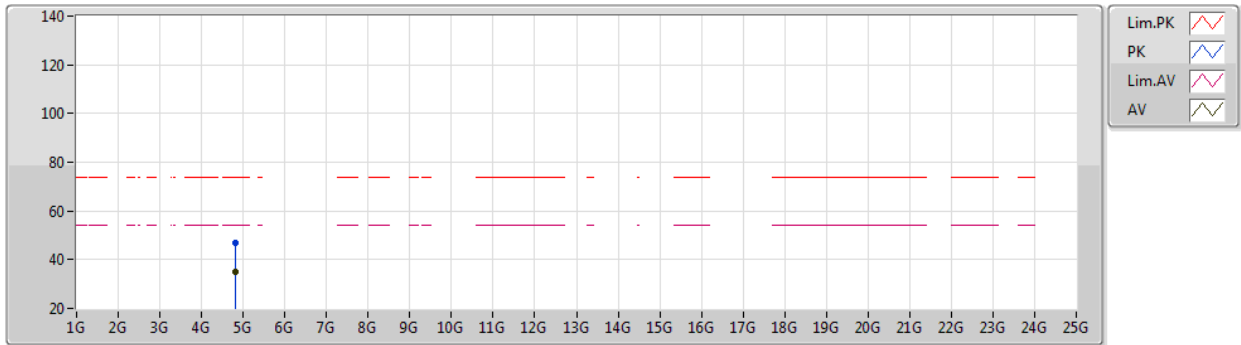
EUT Y_2TX
Setting 24.5
02-B-L-3

Type	Freq (Hz)	Level (dBuV/m)	Limit (dBuV/m)	Margin (dB)	Raw (dBuV)	Dist (m)	Condition	Azimuth (°)	Height (m)	Comment	AF (dB)	CL (dB)	PA (dB)
PK	2.39G	67.97	74.00	-6.03	36.20	3	Horizontal	302	2.54	-	28.27	3.50	-
AV	2.39G	53.15	54.00	-0.85	21.38	3	Horizontal	302	2.54	-	28.27	3.50	-
PK	2.4108G	122.07	Inf	-Inf	90.23	3	Horizontal	302	2.54	-	28.33	3.51	-
AV	2.4094G	108.93	Inf	-Inf	77.09	3	Horizontal	302	2.54	-	28.33	3.51	-

802.11ax HEW20-BF_Nss1,(MCS0)_2TX

14/05/2020

2412MHz_TX



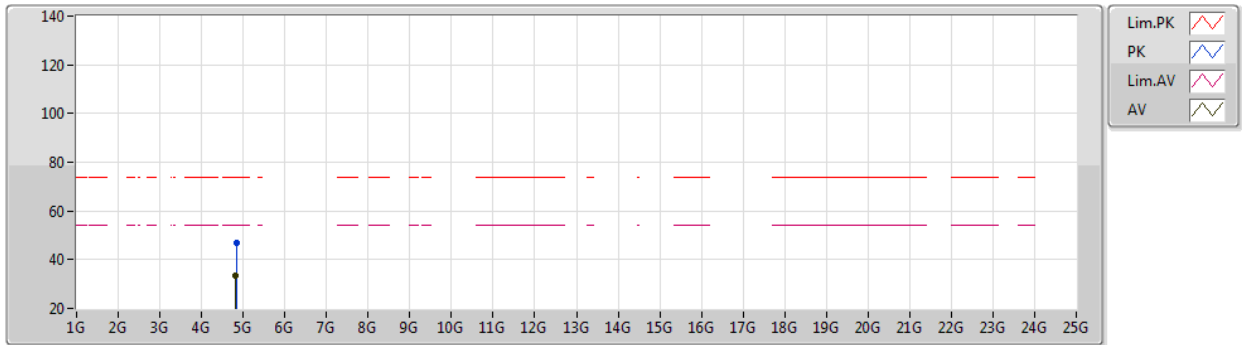
EUT Y_2TX
Setting 24.5
02-B-L-3

Type	Freq (Hz)	Level (dBuV/m)	Limit (dBuV/m)	Margin (dB)	Raw (dBuV)	Dist (m)	Condition	Azimuth (°)	Height (m)	Comment	AF (dB)	CL (dB)	PA (dB)
PK	4.82432G	47.06	74.00	-26.94	38.72	3	Vertical	309	2.33	-	32.90	5.81	30.37
AV	4.824G	34.94	54.00	-19.06	26.60	3	Vertical	309	2.33	-	32.90	5.81	30.37

802.11ax HEW20-BF_Nss1,(MCS0)_2TX

14/05/2020

2412MHz_TX



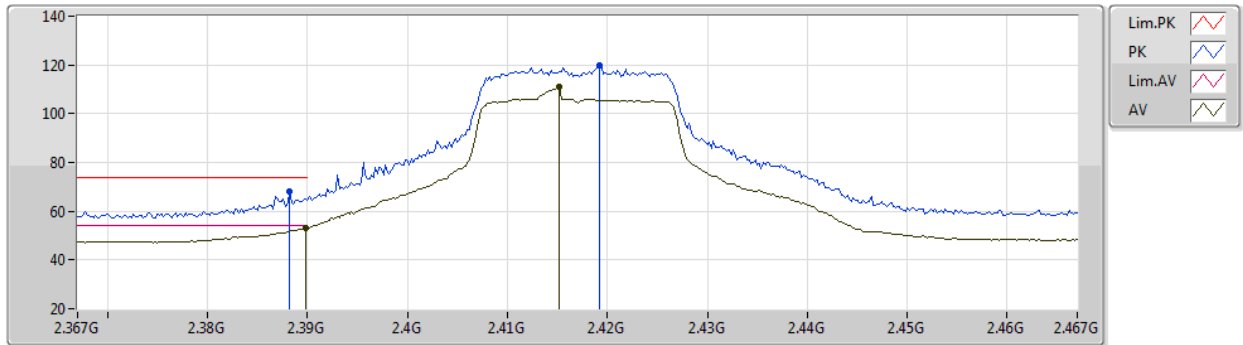
EUT Y_2TX
Setting 24.5
02-B-L-3

Type	Freq (Hz)	Level (dBuV/m)	Limit (dBuV/m)	Margin (dB)	Raw (dBuV)	Dist (m)	Condition	Azimuth (°)	Height (m)	Comment	AF (dB)	CL (dB)	PA (dB)
PK	4.83116G	46.76	74.00	-27.24	38.39	3	Horizontal	201	2.30	-	32.92	5.82	30.37
AV	4.824G	33.28	54.00	-20.72	24.94	3	Horizontal	201	2.30	-	32.90	5.81	30.37

802.11ax HEW20-BF_Nss1,(MCS0)_2TX

14/05/2020

2417MHz_TX



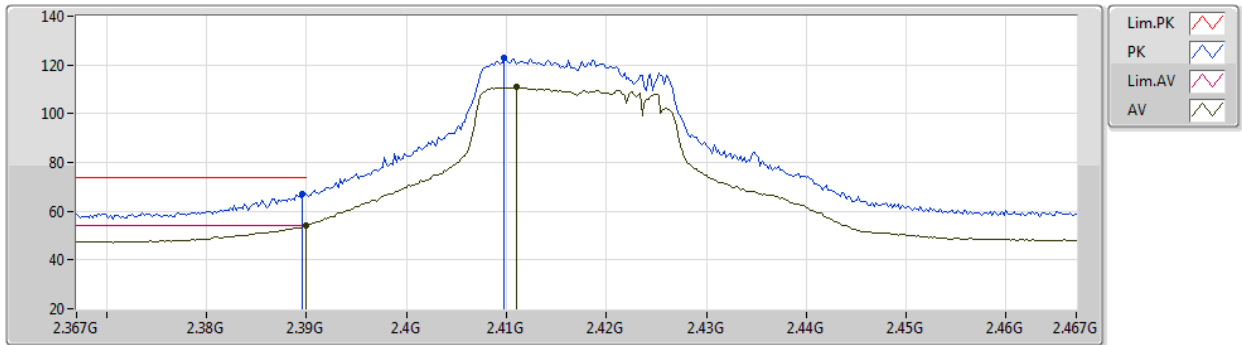
EUT Y_2TX
Setting 27
02-B-K-3

Type	Freq (Hz)	Level (dBuV/m)	Limit (dBuV/m)	Margin (dB)	Raw (dBuV)	Dist (m)	Condition	Azimuth (°)	Height (m)	Comment	AF (dB)	CL (dB)	PA (dB)
PK	2.3882G	68.10	74.00	-5.90	36.34	3	Vertical	324	2.58	-	28.26	3.50	-
AV	2.3898G	53.27	54.00	-0.73	21.50	3	Vertical	324	2.58	-	28.27	3.50	-
PK	2.4192G	119.66	Inf	-Inf	87.78	3	Vertical	324	2.58	-	28.36	3.52	-
AV	2.4152G	110.89	Inf	-Inf	79.02	3	Vertical	324	2.58	-	28.35	3.52	-

802.11ax HEW20-BF_Nss1,(MCS0)_2TX

14/05/2020

2417MHz_TX



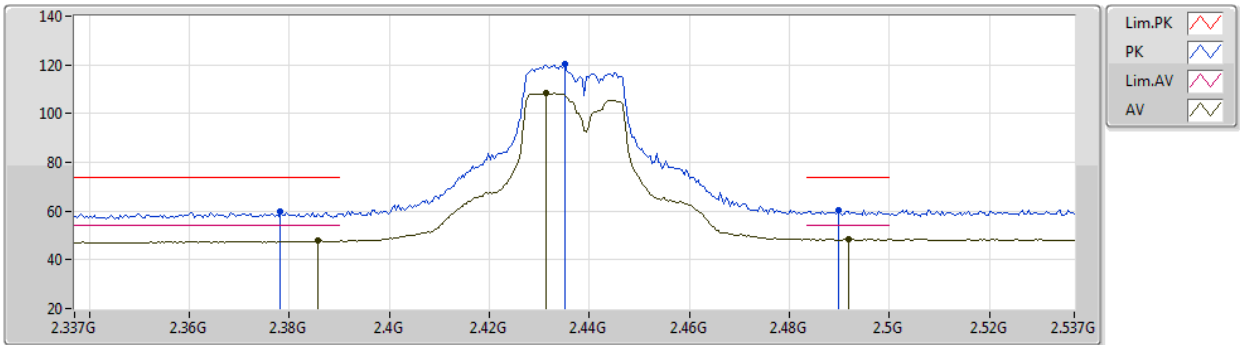
EUT Y_2TX
Setting 27
02-B-K-3

Type	Freq (Hz)	Level (dBuV/m)	Limit (dBuV/m)	Margin (dB)	Raw (dBuV)	Dist (m)	Condition	Azimuth (°)	Height (m)	Comment	AF (dB)	CL (dB)	PA (dB)
PK	2.3896G	67.14	74.00	-6.86	35.37	3	Horizontal	309	2.51	-	28.27	3.50	-
AV	2.39G	53.90	54.00	-0.10	22.13	3	Horizontal	309	2.51	-	28.27	3.50	-
PK	2.4098G	123.05	Inf	-Inf	91.21	3	Horizontal	309	2.51	-	28.33	3.51	-
AV	2.411G	110.85	Inf	-Inf	79.01	3	Horizontal	309	2.51	-	28.33	3.51	-

802.11ax HEW20-BF_Nss1,(MCS0)_2TX

14/05/2020

2437MHz_TX



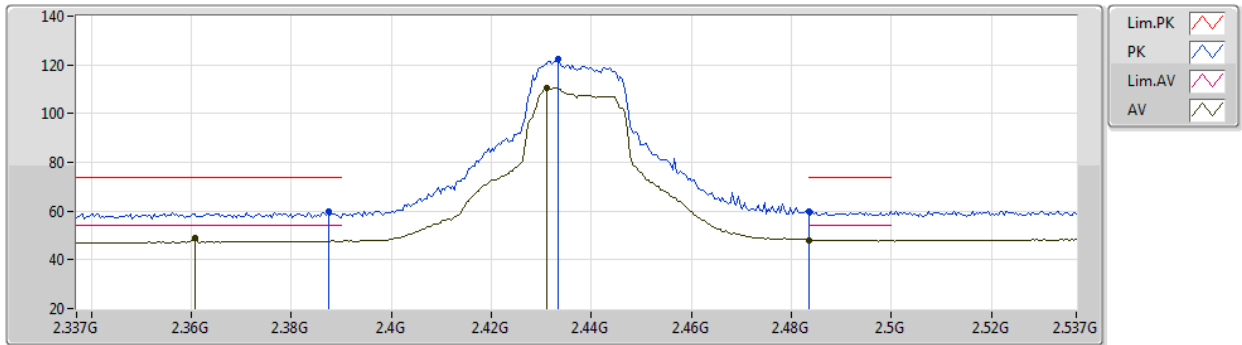
EUT Y_2TX
Setting 28
02-B-L-3

Type	Freq (Hz)	Level (dBuV/m)	Limit (dBuV/m)	Margin (dB)	Raw (dBuV)	Dist (m)	Condition	Azimuth (°)	Height (m)	Comment	AF (dB)	CL (dB)	PA (dB)
PK	2.3782G	59.92	74.00	-14.08	28.19	3	Vertical	328	2.37	-	28.23	3.50	-
AV	2.3858G	47.88	54.00	-6.12	16.12	3	Vertical	328	2.37	-	28.26	3.50	-
PK	2.435G	120.24	Inf	-Inf	88.29	3	Vertical	328	2.37	-	28.41	3.54	-
AV	2.4314G	108.38	Inf	-Inf	76.46	3	Vertical	328	2.37	-	28.39	3.53	-
PK	2.4898G	60.30	74.00	-13.70	28.14	3	Vertical	328	2.37	-	28.57	3.59	-
AV	2.4918G	48.60	54.00	-5.40	16.43	3	Vertical	328	2.37	-	28.58	3.59	-

802.11ax HEW20-BF_Nss1,(MCS0)_2TX

14/05/2020

2437MHz_TX



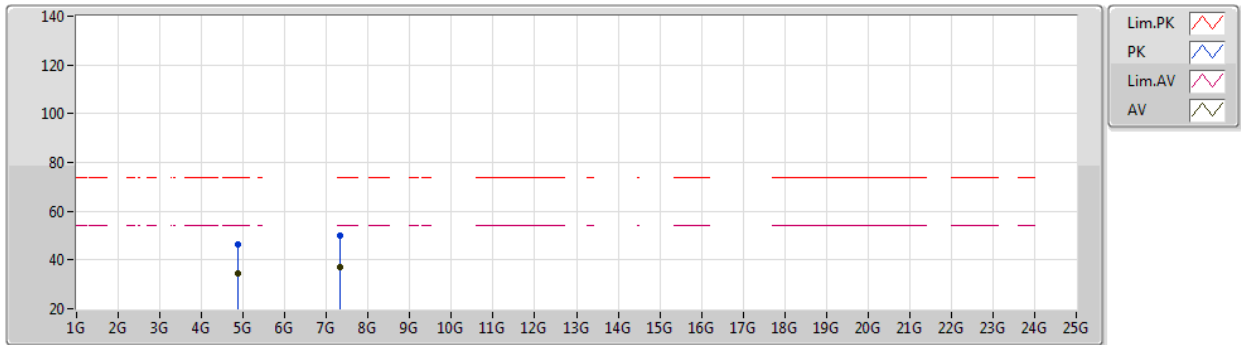
EUT Y_2TX
Setting 28
02-B-L-3

Type	Freq (Hz)	Level (dBuV/m)	Limit (dBuV/m)	Margin (dB)	Raw (dBuV)	Dist (m)	Condition	Azimuth (°)	Height (m)	Comment	AF (dB)	CL (dB)	PA (dB)
PK	2.3874G	59.60	74.00	-14.40	27.84	3	Horizontal	32	2.11	-	28.26	3.50	-
AV	2.3606G	48.98	54.00	-5.02	17.30	3	Horizontal	32	2.11	-	28.18	3.50	-
PK	2.4334G	122.17	Inf	-Inf	90.24	3	Horizontal	32	2.11	-	28.40	3.53	-
AV	2.431G	110.48	Inf	-Inf	78.56	3	Horizontal	32	2.11	-	28.39	3.53	-
PK	2.4835G	59.82	74.00	-14.18	27.69	3	Horizontal	32	2.11	-	28.55	3.58	-
AV	2.4835G	48.12	54.00	-5.88	15.99	3	Horizontal	32	2.11	-	28.55	3.58	-

802.11ax HEW20-BF_Nss1,(MCS0)_2TX

14/05/2020

2437MHz_TX



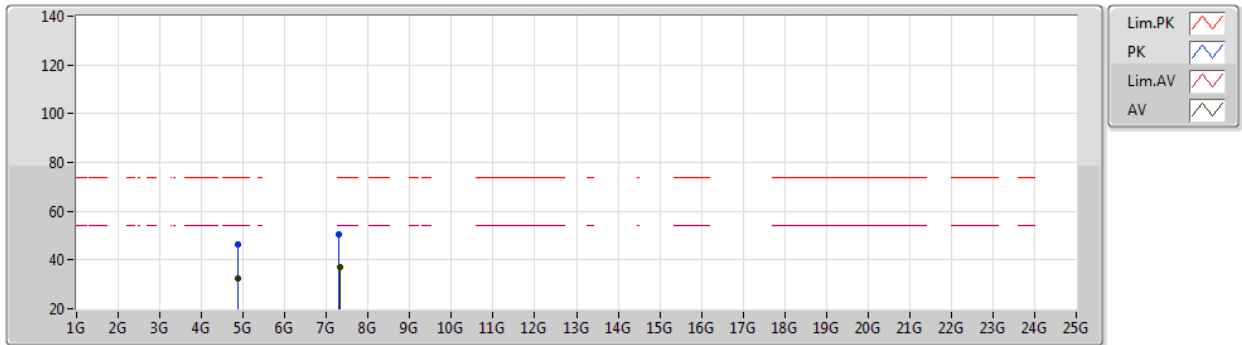
EUT Y_2TX
Setting 28
02-B-L-3

Type	Freq (Hz)	Level (dBuV/m)	Limit (dBuV/m)	Margin (dB)	Raw (dBuV)	Dist (m)	Condition	Azimuth (°)	Height (m)	Comment	AF (dB)	CL (dB)	PA (dB)	
PK	4.87384G	46.28	74.00	-27.72	37.70	3	Vertical	29	1.80	-	33.10	5.84	30.36	
AV	4.874G	34.24	54.00	-19.76	25.66	3	Vertical	29	1.80	-	33.10	5.84	30.36	
PK	7.31408G	50.22	74.00	-23.78	38.28	3	Vertical	13	2.10	-	36.40	6.95	31.41	
AV	7.32064G	36.84	54.00	-17.16	24.91	3	Vertical	13	2.10	-	36.40	6.94	31.41	

802.11ax HEW20-BF_Nss1,(MCS0)_2TX

14/05/2020

2437MHz_TX



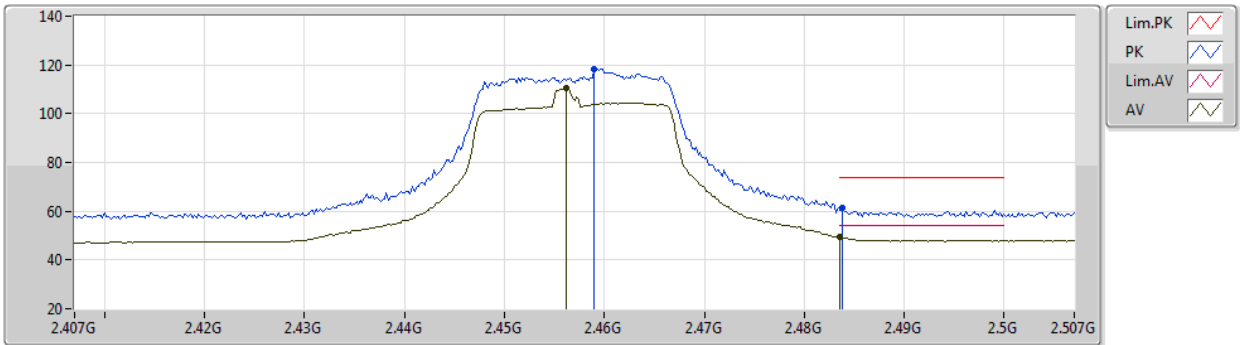
EUT Y_2TX
Setting 28
02-B-L-3

Type	Freq (Hz)	Level (dBuV/m)	Limit (dBuV/m)	Margin (dB)	Raw (dBuV)	Dist (m)	Condition	Azimuth (°)	Height (m)	Comment	AF (dB)	CL (dB)	PA (dB)
PK	4.8688G	46.31	74.00	-27.69	37.76	3	Horizontal	37	1.09	-	33.08	5.83	30.36
AV	4.86444G	32.42	54.00	-21.58	23.89	3	Horizontal	37	1.09	-	33.06	5.83	30.36
PK	7.30592G	50.72	74.00	-23.28	38.75	3	Horizontal	314	2.40	-	36.40	6.97	31.40
AV	7.3158G	36.87	54.00	-17.13	24.93	3	Horizontal	314	2.40	-	36.40	6.95	31.41

802.11ax HEW20-BF_Nss1,(MCS0)_2TX

14/05/2020

2457MHz_TX



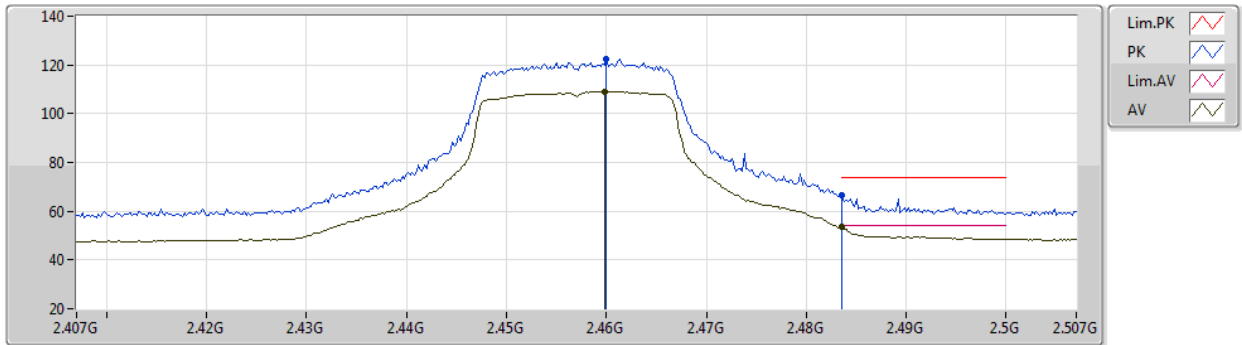
EUT Y_2TX
Setting 25.5
02-B-K-3

Type	Freq (Hz)	Level (dBuV/m)	Limit (dBuV/m)	Margin (dB)	Raw (dBuV)	Dist (m)	Condition	Azimuth (°)	Height (m)	Comment	AF (dB)	CL (dB)	PA (dB)
PK	2.459G	118.45	Inf	-Inf	86.41	3	Vertical	210	1.54	-	28.48	3.56	-
AV	2.4562G	110.68	Inf	-Inf	78.65	3	Vertical	210	1.54	-	28.47	3.56	-
PK	2.4838G	61.40	74.00	-12.60	29.27	3	Vertical	210	1.54	-	28.55	3.58	-
AV	2.4835G	49.26	54.00	-4.74	17.13	3	Vertical	210	1.54	-	28.55	3.58	-

802.11ax HEW20-BF_Nss1,(MCS0)_2TX

14/05/2020

2457MHz_TX



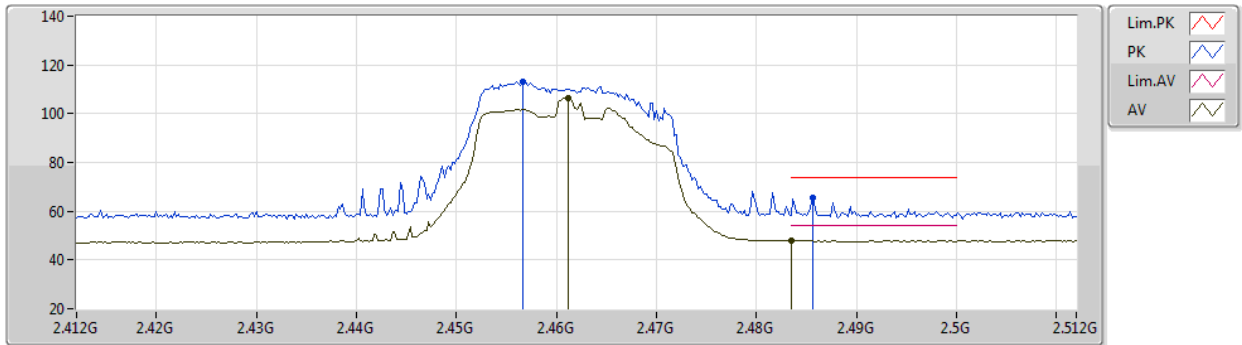
EUT Y_2TX
Setting 25.5
02-B-K-3

Type	Freq (Hz)	Level (dBuV/m)	Limit (dBuV/m)	Margin (dB)	Raw (dBuV)	Dist (m)	Condition	Azimuth (°)	Height (m)	Comment	AF (dB)	CL (dB)	PA (dB)
PK	2.46G	122.29	Inf	-Inf	90.25	3	Horizontal	309	2.67	-	28.48	3.56	-
AV	2.4598G	109.00	Inf	-Inf	76.96	3	Horizontal	309	2.67	-	28.48	3.56	-
PK	2.4835G	66.73	74.00	-7.27	34.60	3	Horizontal	309	2.67	-	28.55	3.58	-
AV	2.4835G	53.37	54.00	-0.63	21.24	3	Horizontal	309	2.67	-	28.55	3.58	-

802.11ax HEW20-BF_Nss1,(MCS0)_2TX

14/05/2020

2462MHz_TX



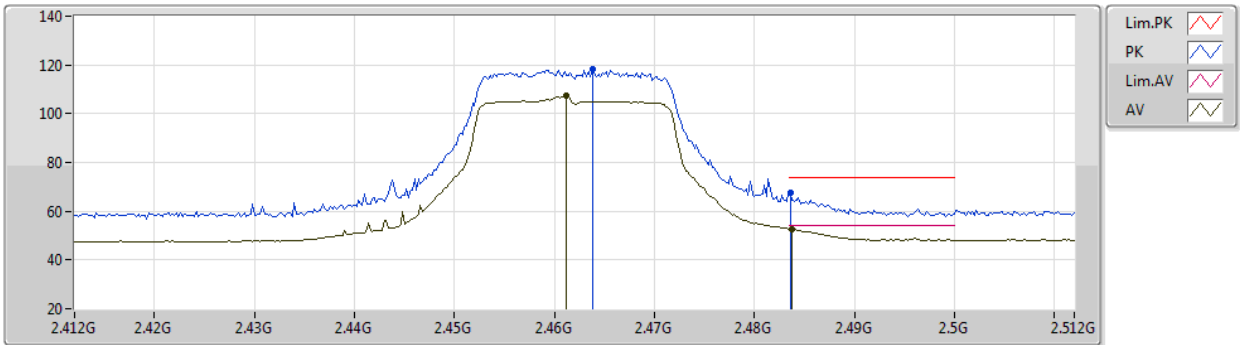
EUT Y_2TX
Setting 22.5
02-B-L-3

Type	Freq (Hz)	Level (dBuV/m)	Limit (dBuV/m)	Margin (dB)	Raw (dBuV)	Dist (m)	Condition	Azimuth (°)	Height (m)	Comment	AF (dB)	CL (dB)	PA (dB)
PK	2.4566G	113.21	Inf	-Inf	81.18	3	Vertical	197	1.50	-	28.47	3.56	-
AV	2.4612G	106.61	Inf	-Inf	74.57	3	Vertical	197	1.50	-	28.48	3.56	-
PK	2.4856G	65.46	74.00	-8.54	33.31	3	Vertical	197	1.50	-	28.56	3.59	-
AV	2.4835G	48.00	54.00	-6.00	15.87	3	Vertical	197	1.50	-	28.55	3.58	-

802.11ax HEW20-BF_Nss1,(MCS0)_2TX

14/05/2020

2462MHz_TX



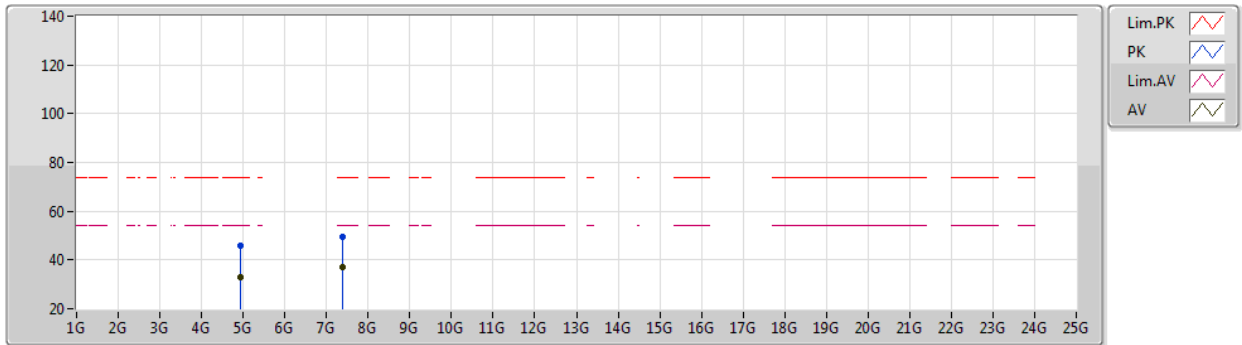
EUT Y_2TX
Setting 22.5
02-B-L-3

Type	Freq (Hz)	Level (dBuV/m)	Limit (dBuV/m)	Margin (dB)	Raw (dBuV)	Dist (m)	Condition	Azimuth (°)	Height (m)	Comment	AF (dB)	CL (dB)	PA (dB)
PK	2.4638G	118.30	Inf	-Inf	86.25	3	Horizontal	295	2.52	-	28.49	3.56	-
AV	2.4612G	107.36	Inf	-Inf	75.32	3	Horizontal	295	2.52	-	28.48	3.56	-
PK	2.4836G	67.76	74.00	-6.24	35.63	3	Horizontal	295	2.52	-	28.55	3.58	-
AV	2.4838G	52.66	54.00	-1.34	20.53	3	Horizontal	295	2.52	-	28.55	3.58	-

802.11ax HEW20-BF_Nss1,(MCS0)_2TX

14/05/2020

2462MHz_TX



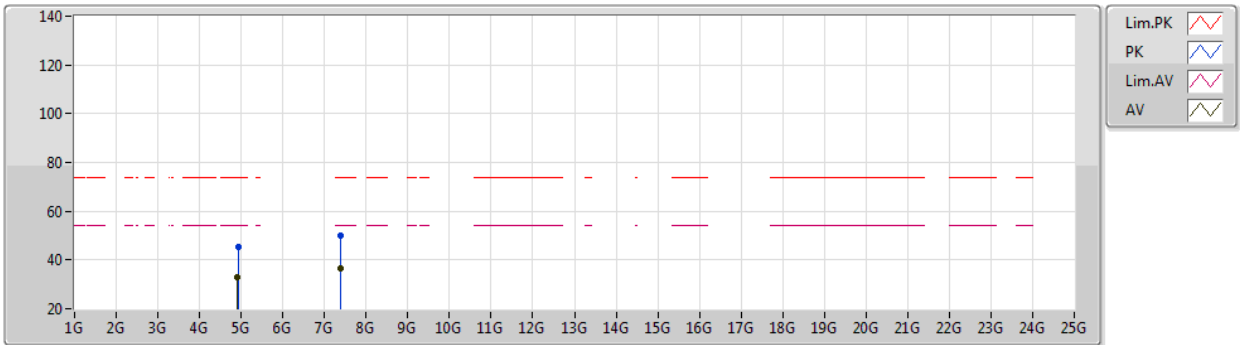
EUT Y_2TX
Setting 22.5
02-B-L-3

Type	Freq (Hz)	Level (dBuV/m)	Limit (dBuV/m)	Margin (dB)	Raw (dBuV)	Dist (m)	Condition	Azimuth (°)	Height (m)	Comment	AF (dB)	CL (dB)	PA (dB)
PK	4.92724G	45.93	74.00	-28.07	37.18	3	Vertical	66	1.41	-	33.23	5.86	30.34
AV	4.92676G	33.06	54.00	-20.94	24.31	3	Vertical	66	1.41	-	33.23	5.86	30.34
PK	7.3828G	49.64	74.00	-24.36	37.87	3	Vertical	182	1.92	-	36.40	6.83	31.46
AV	7.3784G	36.95	54.00	-17.05	25.16	3	Vertical	182	1.92	-	36.40	6.84	31.45

802.11ax HEW20-BF_Nss1,(MCS0)_2TX

14/05/2020

2462MHz_TX



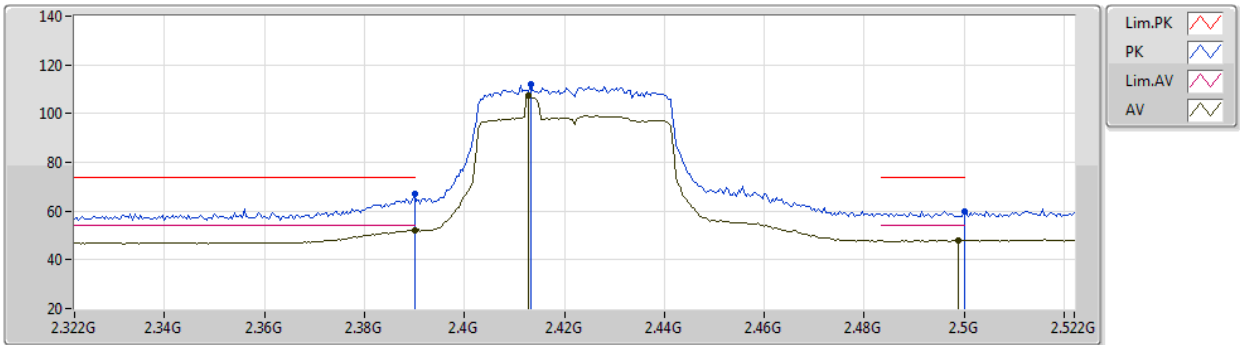
EUT Y_2TX
Setting 22.5
02-B-L-3

Type	Freq (Hz)	Level (dBuV/m)	Limit (dBuV/m)	Margin (dB)	Raw (dBuV)	Dist (m)	Condition	Azimuth (°)	Height (m)	Comment	AF (dB)	CL (dB)	PA (dB)
PK	4.9244G	45.60	74.00	-28.40	36.87	3	Horizontal	239	1.25	-	33.22	5.86	30.35
AV	4.91592G	33.15	54.00	-20.85	24.42	3	Horizontal	239	1.25	-	33.22	5.86	30.35
PK	7.38808G	50.08	74.00	-23.92	38.32	3	Horizontal	288	2.57	-	36.40	6.82	31.46
AV	7.38168G	36.72	54.00	-17.28	24.95	3	Horizontal	288	2.57	-	36.40	6.83	31.46

802.11ax HEW40-BF_Nss1,(MCS0)_2TX

14/05/2020

2422MHz_TX



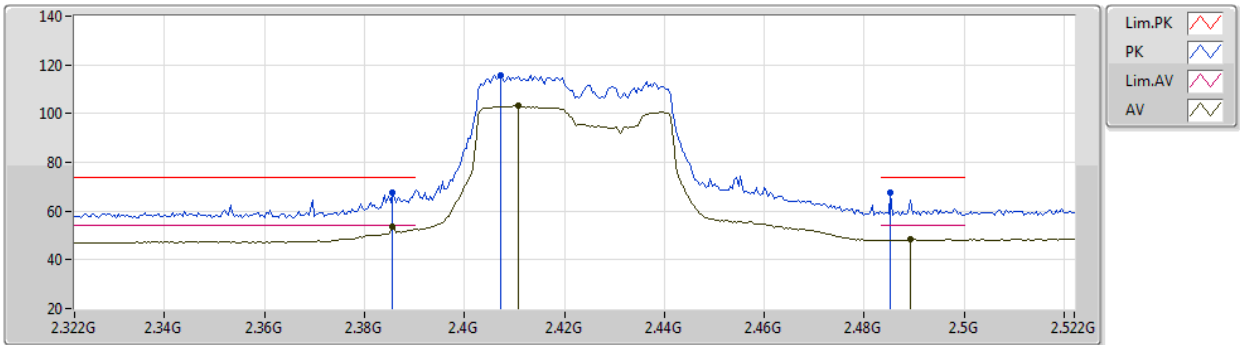
EUT Y_2TX
Setting 23.5
02-B-K-3

Type	Freq (Hz)	Level (dBuV/m)	Limit (dBuV/m)	Margin (dB)	Raw (dBuV)	Dist (m)	Condition	Azimuth (°)	Height (m)	Comment	AF (dB)	CL (dB)	PA (dB)
PK	2.39G	66.82	74.00	-7.18	35.05	3	Vertical	321	2.67	-	28.27	3.50	-
AV	2.39G	52.21	54.00	-1.79	20.44	3	Vertical	321	2.67	-	28.27	3.50	-
PK	2.4132G	111.86	Inf	-Inf	80.01	3	Vertical	321	2.67	-	28.34	3.51	-
AV	2.4128G	107.29	Inf	-Inf	75.44	3	Vertical	321	2.67	-	28.34	3.51	-
PK	2.5G	60.01	74.00	-13.99	27.81	3	Vertical	321	2.67	-	28.60	3.60	-
AV	2.4988G	47.97	54.00	-6.03	15.77	3	Vertical	321	2.67	-	28.60	3.60	-

802.11ax HEW40-BF_Nss1,(MCS0)_2TX

14/05/2020

2422MHz_TX



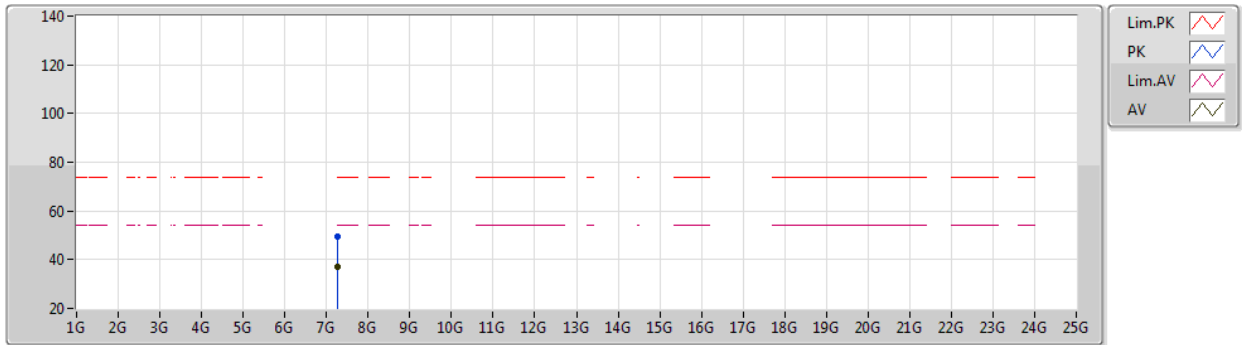
EUT Y_2TX
Setting 23.5
02-B-K-3

Type	Freq (Hz)	Level (dBuV/m)	Limit (dBuV/m)	Margin (dB)	Raw (dBuV)	Dist (m)	Condition	Azimuth (°)	Height (m)	Comment	AF (dB)	CL (dB)	PA (dB)
PK	2.3856G	67.78	74.00	-6.22	36.02	3	Horizontal	307	2.51	-	28.26	3.50	-
AV	2.3856G	53.49	54.00	-0.51	21.73	3	Horizontal	307	2.51	-	28.26	3.50	-
PK	2.4072G	115.70	Inf	-Inf	83.87	3	Horizontal	307	2.51	-	28.32	3.51	-
AV	2.4108G	103.08	Inf	-Inf	71.24	3	Horizontal	307	2.51	-	28.33	3.51	-
PK	2.4852G	67.74	74.00	-6.26	35.59	3	Horizontal	307	2.51	-	28.56	3.59	-
AV	2.4892G	48.36	54.00	-5.64	16.20	3	Horizontal	307	2.51	-	28.57	3.59	-

802.11ax HEW40-BF_Nss1,(MCS0)_2TX

14/05/2020

2422MHz_TX



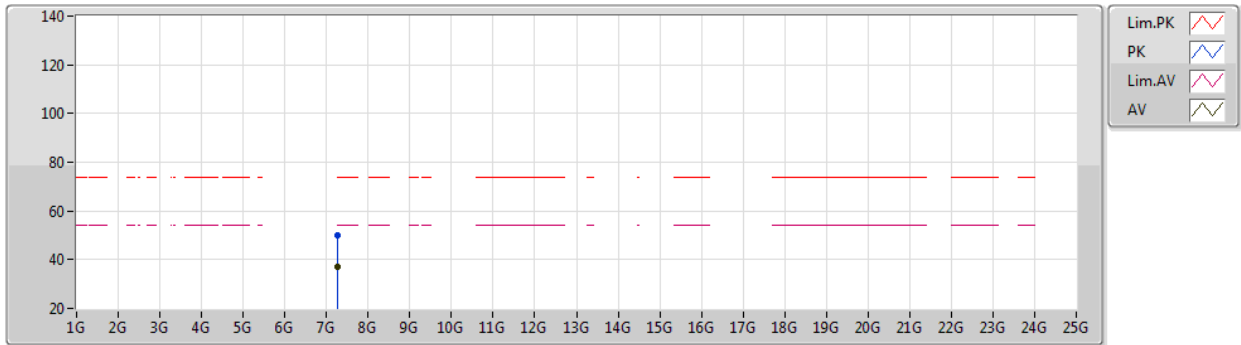
EUT Y_2TX
Setting 23.5
02-B-K-3

Type	Freq (Hz)	Level (dBuV/m)	Limit (dBuV/m)	Margin (dB)	Raw (dBuV)	Dist (m)	Condition	Azimuth (°)	Height (m)	Comment	AF (dB)	CL (dB)	PA (dB)
PK	7.26614G	49.74	74.00	-24.26	37.83	3	Vertical	197	2.38	-	36.23	7.05	31.37
AV	7.26684G	36.85	54.00	-17.15	24.94	3	Vertical	197	2.38	-	36.23	7.05	31.37

802.11ax HEW40-BF_Nss1,(MCS0)_2TX

14/05/2020

2422MHz_TX



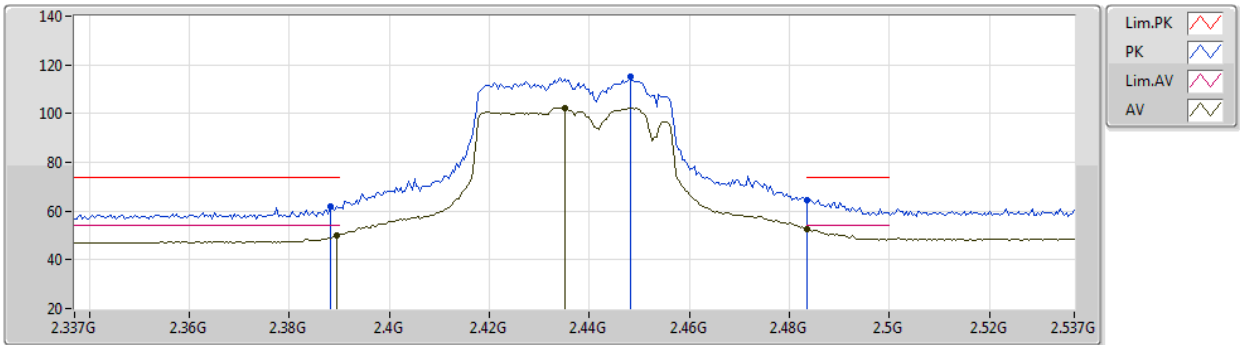
EUT Y_2TX
Setting 23.5
02-B-K-3

Type	Freq (Hz)	Level (dBuV/m)	Limit (dBuV/m)	Margin (dB)	Raw (dBuV)	Dist (m)	Condition	Azimuth (°)	Height (m)	Comment	AF (dB)	CL (dB)	PA (dB)
PK	7.2665G	49.87	74.00	-24.13	37.96	3	Horizontal	156	2.25	-	36.23	7.05	31.37
AV	7.26792G	36.97	54.00	-17.03	25.05	3	Horizontal	156	2.25	-	36.24	7.05	31.37

802.11ax HEW40-BF_Nss1,(MCS0)_2TX

14/05/2020

2437MHz_TX



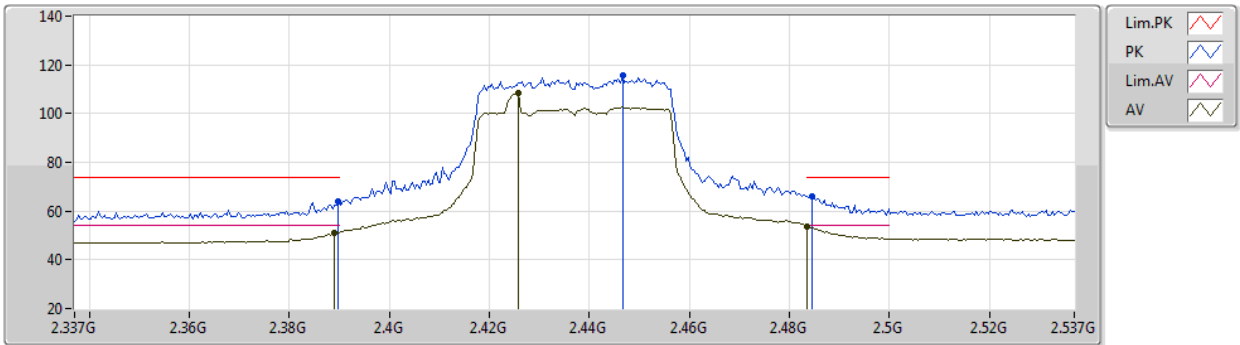
EUT Y_2TX
Setting 25
02-B-K-3

Type	Freq (Hz)	Level (dBuV/m)	Limit (dBuV/m)	Margin (dB)	Raw (dBuV)	Dist (m)	Condition	Azimuth (°)	Height (m)	Comment	AF (dB)	CL (dB)	PA (dB)
PK	2.3882G	61.81	74.00	-12.19	30.05	3	Vertical	360	2.81	-	28.26	3.50	-
AV	2.3894G	50.03	54.00	-3.97	18.26	3	Vertical	360	2.81	-	28.27	3.50	-
PK	2.4482G	115.04	Inf	-Inf	83.05	3	Vertical	360	2.81	-	28.44	3.55	-
AV	2.435G	102.31	Inf	-Inf	70.36	3	Vertical	360	2.81	-	28.41	3.54	-
PK	2.4835G	64.58	74.00	-9.42	32.45	3	Vertical	360	2.81	-	28.55	3.58	-
AV	2.4835G	52.39	54.00	-1.61	20.26	3	Vertical	360	2.81	-	28.55	3.58	-

802.11ax HEW40-BF_Nss1,(MCS0)_2TX

14/05/2020

2437MHz_TX



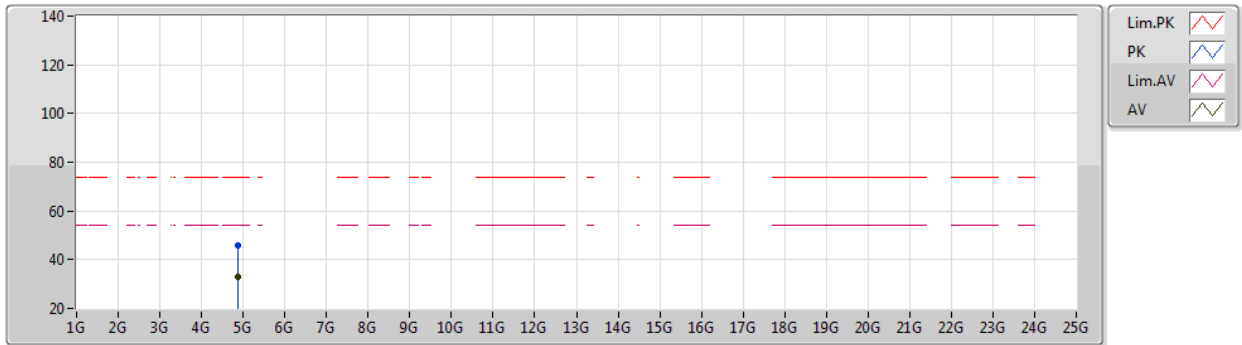
EUT Y_2TX
Setting 25
02-B-K-3

Type	Freq (Hz)	Level (dBuV/m)	Limit (dBuV/m)	Margin (dB)	Raw (dBuV)	Dist (m)	Condition	Azimuth (°)	Height (m)	Comment	AF (dB)	CL (dB)	PA (dB)
PK	2.3898G	63.97	74.00	-10.03	32.20	3	Horizontal	340	2.66	-	28.27	3.50	-
AV	2.389G	51.02	54.00	-2.98	19.25	3	Horizontal	340	2.66	-	28.27	3.50	-
PK	2.4466G	115.54	Inf	-Inf	83.55	3	Horizontal	340	2.66	-	28.44	3.55	-
AV	2.4258G	108.37	Inf	-Inf	76.46	3	Horizontal	340	2.66	-	28.38	3.53	-
PK	2.4846G	66.16	74.00	-7.84	34.03	3	Horizontal	340	2.66	-	28.55	3.58	-
AV	2.4835G	53.85	54.00	-0.15	21.72	3	Horizontal	340	2.66	-	28.55	3.58	-

802.11ax HEW40-BF_Nss1,(MCS0)_2TX

14/05/2020

2437MHz_TX



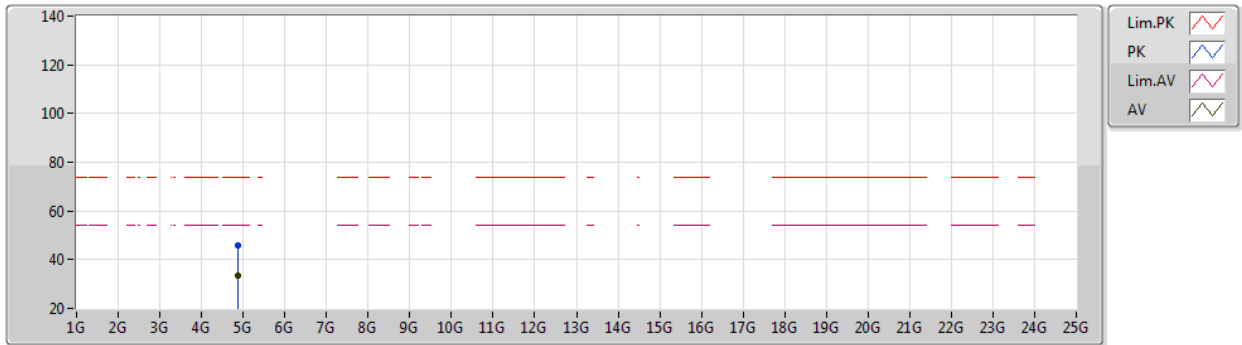
EUT Y_2TX
Setting 25
02-B-K-3

Type	Freq (Hz)	Level (dBuV/m)	Limit (dBuV/m)	Margin (dB)	Raw (dBuV)	Dist (m)	Condition	Azimuth (°)	Height (m)	Comment	AF (dB)	CL (dB)	PA (dB)
PK	4.87436G	45.78	74.00	-28.22	37.20	3	Vertical	308	2.89	-	33.10	5.84	30.36
AV	4.87406G	33.10	54.00	-20.90	24.52	3	Vertical	308	2.89	-	33.10	5.84	30.36

802.11ax HEW40-BF_Nss1,(MCS0)_2TX

14/05/2020

2437MHz_TX



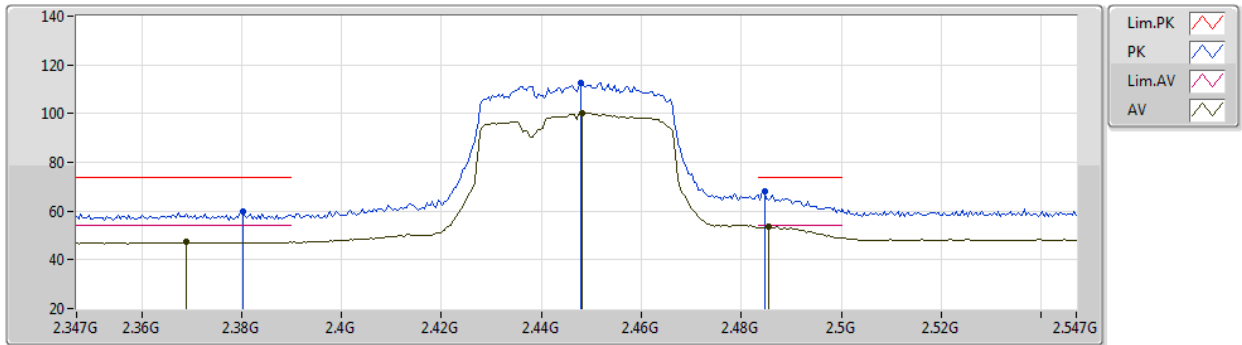
EUT Y_2TX
Setting 25
02-B-K-3

Type	Freq (Hz)	Level (dBuV/m)	Limit (dBuV/m)	Margin (dB)	Raw (dBuV)	Dist (m)	Condition	Azimuth (°)	Height (m)	Comment	AF (dB)	CL (dB)	PA (dB)
PK	4.87462G	45.88	74.00	-28.12	37.30	3	Horizontal	243	2.28	-	33.10	5.84	30.36
AV	4.87388G	33.34	54.00	-20.66	24.76	3	Horizontal	243	2.28	-	33.10	5.84	30.36

802.11ax HEW40-BF_Nss1,(MCS0)_2TX

14/05/2020

2447MHz_TX



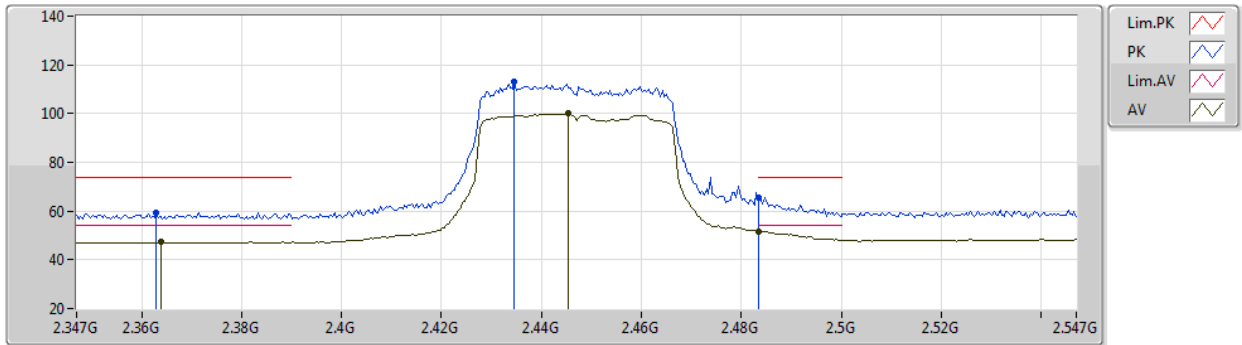
EUT Y_2TX
Setting 22.5
02-B-K-3

Type	Freq (Hz)	Level (dBuV/m)	Limit (dBuV/m)	Margin (dB)	Raw (dBuV)	Dist (m)	Condition	Azimuth (°)	Height (m)	Comment	AF (dB)	CL (dB)	PA (dB)
PK	2.3802G	59.58	74.00	-14.42	27.84	3	Vertical	340	2.97	-	28.24	3.50	-
AV	2.369G	47.17	54.00	-6.83	15.46	3	Vertical	340	2.97	-	28.21	3.50	-
PK	2.4478G	112.45	Inf	-Inf	80.46	3	Vertical	340	2.97	-	28.44	3.55	-
AV	2.4482G	100.30	Inf	-Inf	68.31	3	Vertical	340	2.97	-	28.44	3.55	-
PK	2.4846G	67.98	74.00	-6.02	35.85	3	Vertical	340	2.97	-	28.55	3.58	-
AV	2.4854G	53.58	54.00	-0.42	21.43	3	Vertical	340	2.97	-	28.56	3.59	-

802.11ax HEW40-BF_Nss1,(MCS0)_2TX

14/05/2020

2447MHz_TX



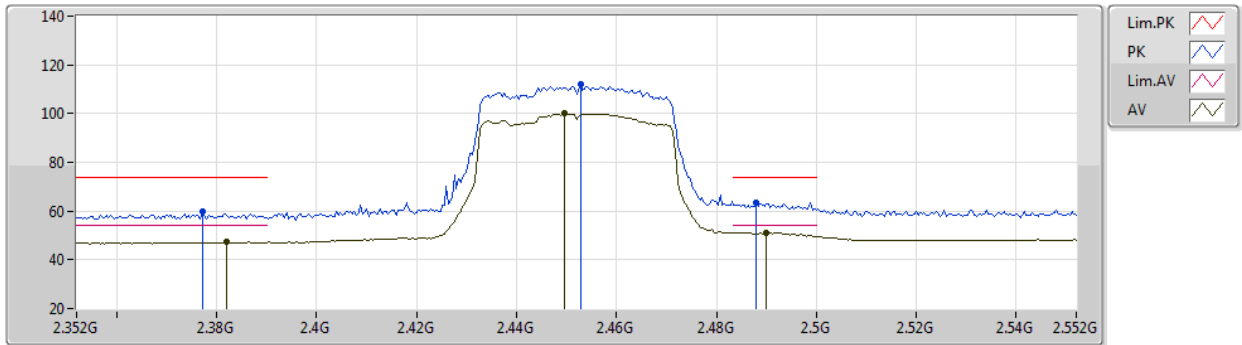
EUT Y_2TX
Setting 22.5
02-B-K-3

Type	Freq (Hz)	Level (dBuV/m)	Limit (dBuV/m)	Margin (dB)	Raw (dBuV)	Dist (m)	Condition	Azimuth (°)	Height (m)	Comment	AF (dB)	CL (dB)	PA (dB)
PK	2.363G	59.27	74.00	-14.73	27.58	3	Horizontal	58	2.72	-	28.19	3.50	-
AV	2.3638G	47.25	54.00	-6.75	15.56	3	Horizontal	58	2.72	-	28.19	3.50	-
PK	2.4346G	113.04	Inf	-Inf	81.11	3	Horizontal	58	2.72	-	28.40	3.53	-
AV	2.4454G	100.03	Inf	-Inf	68.04	3	Horizontal	58	2.72	-	28.44	3.55	-
PK	2.4835G	65.58	74.00	-8.42	33.45	3	Horizontal	58	2.72	-	28.55	3.58	-
AV	2.4835G	51.73	54.00	-2.27	19.60	3	Horizontal	58	2.72	-	28.55	3.58	-

802.11ax HEW40-BF_Nss1,(MCS0)_2TX

14/05/2020

2452MHz_TX



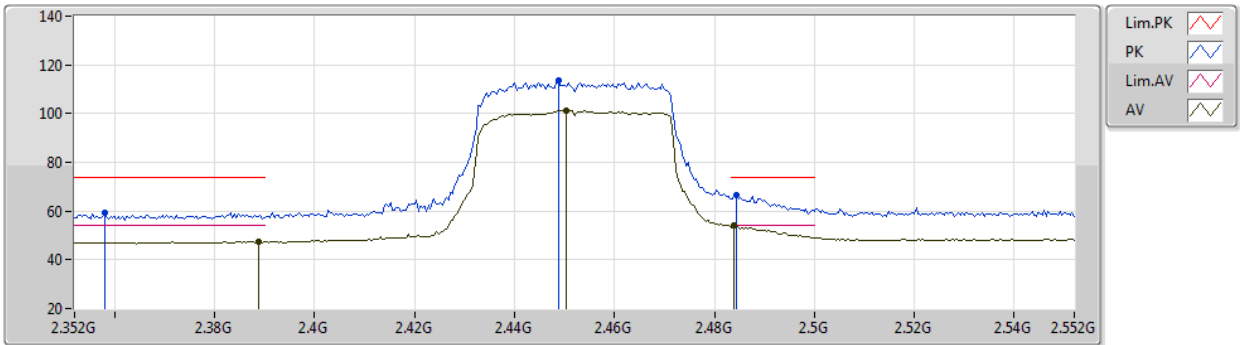
EUT Y_2TX
Setting 21.5
02-B-K-3

Type	Freq (Hz)	Level (dBuV/m)	Limit (dBuV/m)	Margin (dB)	Raw (dBuV)	Dist (m)	Condition	Azimuth (°)	Height (m)	Comment	AF (dB)	CL (dB)	PA (dB)
PK	2.3772G	59.59	74.00	-14.41	27.86	3	Vertical	339	2.66	-	28.23	3.50	-
AV	2.382G	47.28	54.00	-6.72	15.53	3	Vertical	339	2.66	-	28.25	3.50	-
PK	2.4528G	111.90	Inf	-Inf	79.89	3	Vertical	339	2.66	-	28.46	3.55	-
AV	2.4496G	99.92	Inf	-Inf	67.92	3	Vertical	339	2.66	-	28.45	3.55	-
PK	2.488G	63.47	74.00	-10.53	31.32	3	Vertical	339	2.66	-	28.56	3.59	-
AV	2.49G	51.19	54.00	-2.81	19.03	3	Vertical	339	2.66	-	28.57	3.59	-

802.11ax HEW40-BF_Nss1,(MCS0)_2TX

14/05/2020

2452MHz_TX



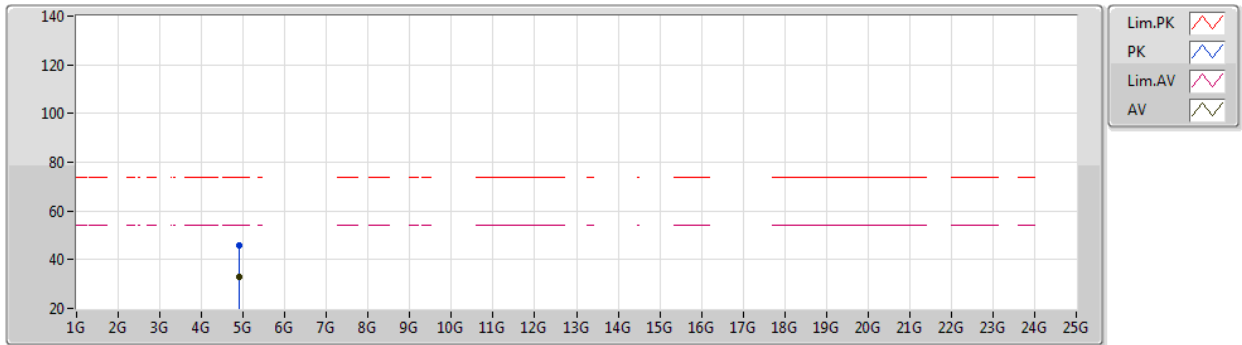
EUT Y_2TX
Setting 21.5
02-B-K-3

Type	Freq (Hz)	Level (dBuV/m)	Limit (dBuV/m)	Margin (dB)	Raw (dBuV)	Dist (m)	Condition	Azimuth (°)	Height (m)	Comment	AF (dB)	CL (dB)	PA (dB)
PK	2.358G	59.55	74.00	-14.45	27.88	3	Horizontal	305	2.97	-	28.17	3.50	-
AV	2.3888G	47.42	54.00	-6.58	15.65	3	Horizontal	305	2.97	-	28.27	3.50	-
PK	2.4488G	113.50	Inf	-Inf	81.50	3	Horizontal	305	2.97	-	28.45	3.55	-
AV	2.4504G	101.43	Inf	-Inf	69.43	3	Horizontal	305	2.97	-	28.45	3.55	-
PK	2.4844G	66.57	74.00	-7.43	34.44	3	Horizontal	305	2.97	-	28.55	3.58	-
AV	2.484G	53.95	54.00	-0.05	21.82	3	Horizontal	305	2.97	-	28.55	3.58	-

802.11ax HEW40-BF_Nss1,(MCS0)_2TX

14/05/2020

2452MHz_TX



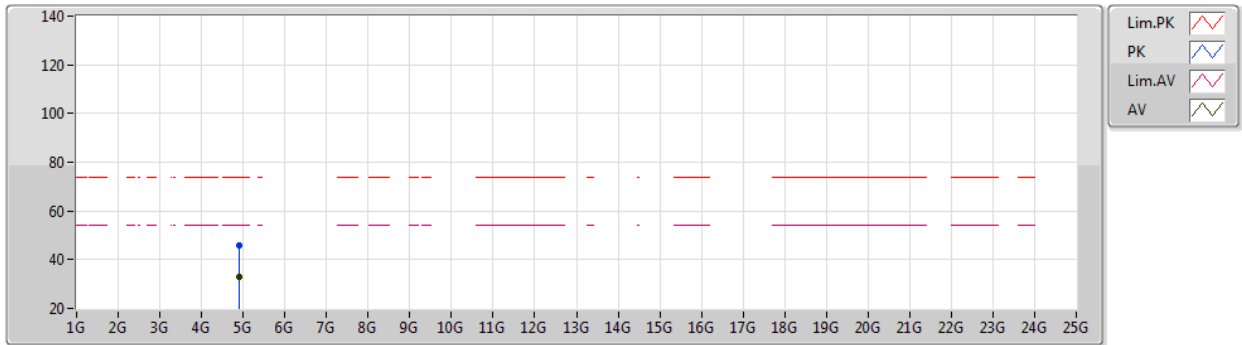
EUT Y_2TX
Setting 21.5
02-B-K-3

Type	Freq (Hz)	Level (dBuV/m)	Limit (dBuV/m)	Margin (dB)	Raw (dBuV)	Dist (m)	Condition	Azimuth (°)	Height (m)	Comment	AF (dB)	CL (dB)	PA (dB)
PK	4.90468G	46.04	74.00	-27.96	37.34	3	Vertical	321	2.53	-	33.20	5.85	30.35
AV	4.90492G	32.95	54.00	-21.05	24.25	3	Vertical	321	2.53	-	33.20	5.85	30.35

802.11ax HEW40-BF_Nss1,(MCS0)_2TX

14/05/2020

2452MHz_TX



EUT Y_2TX
Setting 21.5
02-B-K-3

Type	Freq (Hz)	Level (dBuV/m)	Limit (dBuV/m)	Margin (dB)	Raw (dBuV)	Dist (m)	Condition	Azimuth (°)	Height (m)	Comment	AF (dB)	CL (dB)	PA (dB)
PK	4.90468G	45.86	74.00	-28.14	37.16	3	Horizontal	335	1.30	-	33.20	5.85	30.35
AV	4.90456G	32.94	54.00	-21.06	24.24	3	Horizontal	335	1.30	-	33.20	5.85	30.35

