



FCC Test Report

Equipment : cnPilot E600 Indoor
Brand Name : Cambium Networks
Model No. : cnPilot E600 Indoor
FCC ID : Z8H89FT0036
Standard : 47 CFR FCC Part 15.407
Operating Band : 5250 MHz – 5350 MHz
5470 MHz – 5725 MHz
Applicant / Manufacturer : Cambium Networks Inc.
3800 Golf Road, Suite 360 Rolling Meadows, IL 60008,
USA
Function : Outdoor; Indoor; Fixed P2P
 Client
TPC Function : TPC

The product sample received on Jun. 23, 2017 and completely tested on Jul. 13, 2017. We, SPORTON, would like to declare that the tested sample has been evaluated in accordance with the procedures given in ANSI C63.10-2013 and shown compliance with the applicable technical standards.

The test results in this report apply exclusively to the tested model / sample. Without written approval of SPORTON INTERNATIONAL INC., the test report shall not be reproduced except in full.


Phoenix Chen
SPORTON INTERNATIONAL INC.





Table of Contents

1 GENERAL DESCRIPTION5

1.1 Information.....5

1.2 Testing Applied Standards7

1.3 Testing Location Information8

1.4 Measurement Uncertainty8

2 TEST CONFIGURATION OF EUT9

2.1 Test Condition9

2.2 Test Channel Mode9

2.3 The Worst Case Measurement Configuration.....11

2.4 Accessories12

2.5 Support Equipment.....12

2.6 Test Setup Diagram13

3 TRANSMITTER TEST RESULT15

3.1 Emission Bandwidth15

3.2 Maximum Conducted Output Power16

3.3 Peak Power Spectral Density.....18

3.4 Unwanted Emissions.....20

3.5 Frequency Stability.....24

4 TEST EQUIPMENT AND CALIBRATION DATA25

APPENDIX A. TEST RESULTS OF EMISSION BANDWIDTH

APPENDIX B. TEST RESULTS OF MAXIMUM CONDUCTED OUTPUT POWER

APPENDIX C. TEST RESULTS OF PEAK POWER SPECTRAL DENSITY

APPENDIX D. TEST RESULTS OF UNWANTED EMISSIONS

APPENDIX E. TEST RESULTS OF FREQUENCY STABILITY

APPENDIX F. TEST PHOTOS

PHOTOGRAPHS OF EUT v01



Summary of Test Result

Conformance Test Specifications			
Report Clause	Ref. Std. Clause	Description	Result
1.1.3	15.203	Antenna Requirement	Complied
3.1	15.407(a)	Emission Bandwidth	Complied
3.2	15.407(a)	Maximum Conducted Output Power	Complied
3.3	15.407(a)	Peak Power Spectral Density	Complied
3.4	15.407(b)	Unwanted Emissions	Complied
3.5	15.407(g)	Frequency Stability	Complied



Revision History

Report No.	Version	Description	Issued Date
FR740634-02AN	Rev. 01	Initial issue of report	Jun. 12, 2018
FR740634-02AN	Rev. 02	Revise typo	Jun. 13, 2018



1 General Description

1.1 Information

1.1.1 RF General Information

Frequency Range (MHz)	IEEE Std. 802.11	Ch. Frequency (MHz)	Channel Number
5250-5350	a, n (HT20), ac (VHT20)	5260-5320	52-64 [4]
5470-5725		5500-5700	100-140 [11]
5250-5350	n (HT40), ac (VHT40)	5270-5310	54-62 [2]
5470-5725		5510-5670	102-134 [5]
5250-5350	ac (VHT80)	5290	58 [1]
5470-5725		5530-5610	106-122 [2]

<Non-Beamforming>

Band	Mode	BWch (MHz)	Nant
5.25-5.35GHz	11a	20	4TX
5.47-5.725GHz	11a	20	4TX
5.25-5.35GHz	VHT20	20	4TX
5.47-5.725GHz	VHT20	20	4TX
5.25-5.35GHz	VHT40	40	4TX
5.47-5.725GHz	VHT40	40	4TX
5.25-5.35GHz	VHT80	80	4TX
5.47-5.725GHz	VHT80	80	4TX

Band	Mode	BWch (MHz)	Nant
5.25-5.35GHz	VHT80+80	80	2TX(Port 1/2)
5.47-5.725GHz	VHT80+80	80	2TX(Port 3/4)
5.47-5.725GHz	VHT80+80	80	4TX

<Beamforming>

Band	Mode	BWch (MHz)	Nant
5.25-5.35GHz	VHT20-BF	20	4TX
5.47-5.725GHz	VHT20-BF	20	4TX
5.25-5.35GHz	VHT40-BF	40	4TX
5.47-5.725GHz	VHT40-BF	40	4TX
5.25-5.35GHz	VHT80-BF	80	4TX
5.47-5.725GHz	VHT80-BF	80	4TX

Band	Mode	BWch (MHz)	Nant
5.25-5.35GHz	VHT80+80-BF	80	2TX(Port 1/2)
5.47-5.725GHz	VHT80+80-BF	80	2TX(Port 3/4)
5.47-5.725GHz	VHT80+80-BF	80	4TX



Note:

- ♦ 11a, HT20 and HT40 use a combination of OFDM-BPSK, QPSK, 16QAM, 64QAM modulation.
- ♦ VHT20, VHT40, VHT80 and VHT160 use a combination of OFDM-BPSK, QPSK, 16QAM, 64QAM, 256QAM modulation.
- ♦ BWch is the nominal channel bandwidth.

1.1.2 Table for 80+80 MHz Mode

Type	Channel No.	Frequency
1	58+106	5290+5530 MHz
2	106+122	5530+5610 MHz

1.1.3 Antenna Information

Ant.	Port	Brand	Model Name	Antenna Type	Connector	Gain (dBi)
1	1	-	-	PIFA Antenna	I-PEX	5.65
2	2	-	-	PIFA Antenna	I-PEX	6.11
3	3	-	-	PIFA Antenna	I-PEX	5.00
4	5	-	-	PIFA Antenna	I-PEX	6.17
5	4	-	-	PIFA Antenna	I-PEX	6.11

Note 1: 802.11a/n/ac used four antennas for signal transmitting and receiving.(4T4R Spatial Multiplexing MIMO configuration)

Note 2: Antenna 4 is for Scan Radio use which supports RX only.



1.1.4 EUT Information

Operational Condition			
EUT Power Type	From AC Adapter		
Beamforming Function	<input checked="" type="checkbox"/> With beamforming	<input type="checkbox"/> Without beamforming	
Weather Band	<input checked="" type="checkbox"/> With 5600~5650MHz	<input type="checkbox"/> Without 5600~5650MHz	
Type of EUT			
<input checked="" type="checkbox"/>	Stand-alone		
<input type="checkbox"/>	Combined (EUT where the radio part is fully integrated within another device)		
	Combined Equipment - Brand Name / Model No.:	...	
<input type="checkbox"/>	Plug-in radio (EUT intended for a variety of host systems)		
	Host System - Brand Name / Model No.:	...	
<input type="checkbox"/>	Other:		

1.1.5 Mode Test Duty Cycle

Mode	DC	DCF(dB)	T(s)	VBW(Hz) ≥ 1/T
11a	0.972	0.123	2.066m	1k
VHT20	0.987	0.057	n/a (DC>=0.98)	n/a (DC>=0.98)
VHT20-BF	0.931	0.311	1.766m	1k
VHT40	0.974	0.114	2.437m	1k
VHT40-BF	0.915	0.386	1.701m	1k
VHT80	0.949	0.227	1.149m	1k
VHT80-BF	0.929	0.32	1.953m	1k
VHT80+80	0.962	0.168	2.221m	1k
VHT80+80-BF	0.913	0.395	1.954m	1k

1.1.6 Table for Permissive Change

This product is an extension of original one reported under Sporton project number: FR740634-01AN

Below is the table for the change of the product with respect to the original one.

Modifications	Performance Checking
Frequency bands U-NII-2A and U-NII-2C was added by software.	Emission Bandwidth, Maximum Conducted Output Power, Peak Power Spectral Density, Frequency Stability, Radiated Emissions was evaluated.

1.2 Testing Applied Standards

According to the specifications of the manufacturer, the EUT must comply with the requirements of the following standards:

- ♦ 47 CFR FCC Part 15
- ♦ ANSI C63.10-2013
- ♦ KDB 789033 D02 v02r01
- ♦ KDB 644545 D03 v01
- ♦ KDB 662911 D01 v02r01

1.3 Testing Location Information

Testing Location		
<input checked="" type="checkbox"/>	HWA YA	ADD : No. 52, Huaya 1st Rd., Guishan Dist., Taoyuan City, Taiwan (R.O.C.) TEL : 886-3-327-3456 FAX : 886-3-327-0973
Test site Designation No. TW1190 with FCC.		
<input type="checkbox"/>	JHUBEI	ADD : No.8, Ln. 724, Bo'ai St., Zhubei City, Hsinchu County, Taiwan (R.O.C.) TEL : 886-3-656-9065 FAX : 886-3-656-9085
Test site Designation No. TW0006 with FCC.		

Test Condition	Test Site No.	Test Engineer	Test Environment	Test Date
RF Conducted	TH01-HY	Gary	21.5°C / 61%	13/Jul/2017
Radiated	03CH02-HY	Andy	22.5°C / 59%	01/Jul/2017

1.4 Measurement Uncertainty

ISO/IEC 17025 requires that an estimate of the measurement uncertainties associated with the emissions test results be included in the report. The measurement uncertainties given below are based on a 95% confidence level (based on a coverage factor (k=2))

Test Items	Uncertainty	Remark
Conducted Emission (150kHz ~ 30MHz)	3.6 dB	Confidence levels of 95%
Radiated Emission (30MHz ~ 1,000MHz)	2.1 dB	Confidence levels of 95%
Radiated Emission (1GHz ~ 18GHz)	2.6 dB	Confidence levels of 95%
Radiated Emission (18GHz ~ 40GHz)	2.9 dB	Confidence levels of 95%
Conducted Emission	1.3 dB	Confidence levels of 95%



2 Test Configuration of EUT

2.1 Test Condition

RF Conducted	Abbreviation	Remark
TnomVnom	Tnom	20°C
-	Vnom	120V

2.2 Test Channel Mode

Test Software Version	QDART_CONN.WIN.1.0 Installer-00036.2
-----------------------	--------------------------------------

<Non-Beamforming>

Mode	Power Setting
802.11a_Nss1,(6Mbps)_4TX	-
5260MHz	12
5300MHz	12.5
5320MHz	12.5
5500MHz	11.5
5580MHz	11.5
5700MHz	11.5
802.11ac VHT20_Nss1,(MCS0)_4TX	-
5260MHz	12
5300MHz	12.5
5320MHz	12.5
5500MHz	11.5
5580MHz	12
5700MHz	12
802.11ac VHT40_Nss1,(MCS0)_4TX	-
5270MHz	15
5310MHz	15.5
5510MHz	14.5
5550MHz	15
5670MHz	15
802.11ac VHT80_Nss1,(MCS0)_4TX	-
5290MHz	16.5
5530MHz	16
5610MHz	17.5
802.11ac VHT80+80_Nss1,(MCS0)_2TX	-
#5290MHz,5530MHz	18.5
802.11ac VHT80+80_Nss1,(MCS0)_2TX	-
5290MHz,#5530MHz	18.5
802.11ac VHT80+80_Nss1,(MCS0)_4TX	-
#5530MHz,#5610MHz	17



Test Software	command
----------------------	---------

<Beamforming>

Mode	Power Setting
802.11ac VHT20-BF_Nss1,(MCS0)_4TX	-
5260MHz	16
5300MHz	16
5320MHz	17
5500MHz	17
5580MHz	16
5700MHz	16
802.11ac VHT40-BF_Nss1,(MCS0)_4TX	-
5270MHz	17
5310MHz	17
5510MHz	17
5550MHz	17
5670MHz	17
802.11ac VHT80-BF_Nss1,(MCS0)_4TX	-
5290MHz	16
5530MHz	17
5610MHz	16




Test Software	DoS
----------------------	-----

<VHT80+80 Beamforming>

Mode	Power Setting
802.11ac VHT80+80-BF_Nss1,(MCS0)_2TX	-
#5290MHz,5530MHz	23
802.11ac VHT80+80-BF_Nss1,(MCS0)_2TX	-
5290MHz,#5530MHz	23
802.11ac VHT80+80-BF_Nss1,(MCS0)_4TX	-
#5530MHz,#5610MHz	18

2.3 The Worst Case Measurement Configuration

The Worst Case Mode for Following Conformance Tests	
Tests Item	Emission Bandwidth Maximum Conducted Output Power Peak Power Spectral Density Frequency Stability
Test Condition	Conducted measurement at transmit chains

The Worst Case Mode for Following Conformance Tests			
Tests Item	Unwanted Emissions		
Test Condition	Radiated measurement If EUT consist of multiple antenna assembly (multiple antenna are used in EUT regardless of spatial multiplexing MIMO configuration), the radiated test should be performed with highest antenna gain of each antenna type.		
Operating Mode < 1GHz	CTX		
1	Adapter mode		
Operating Mode > 1GHz	CTX		
Orthogonal Planes of EUT	X Plane	Y Plane	Z Plane
			
Worst Planes of EUT			V
Worst Planes of EUT (Beamforming)		V	

2.4 Accessories

Accessories				
AC Adapter	Brand Name	CWT	Model Name	KPL-040F-VI
	Power Rating	I/P: 100 - 240V~ 50/60Hz, 1.7 A, O/P: 12 Vdc, 3.33 A 40W		
	Power Cord	1.16 meter, non-shielded cable, with ferrite core		

2.5 Support Equipment

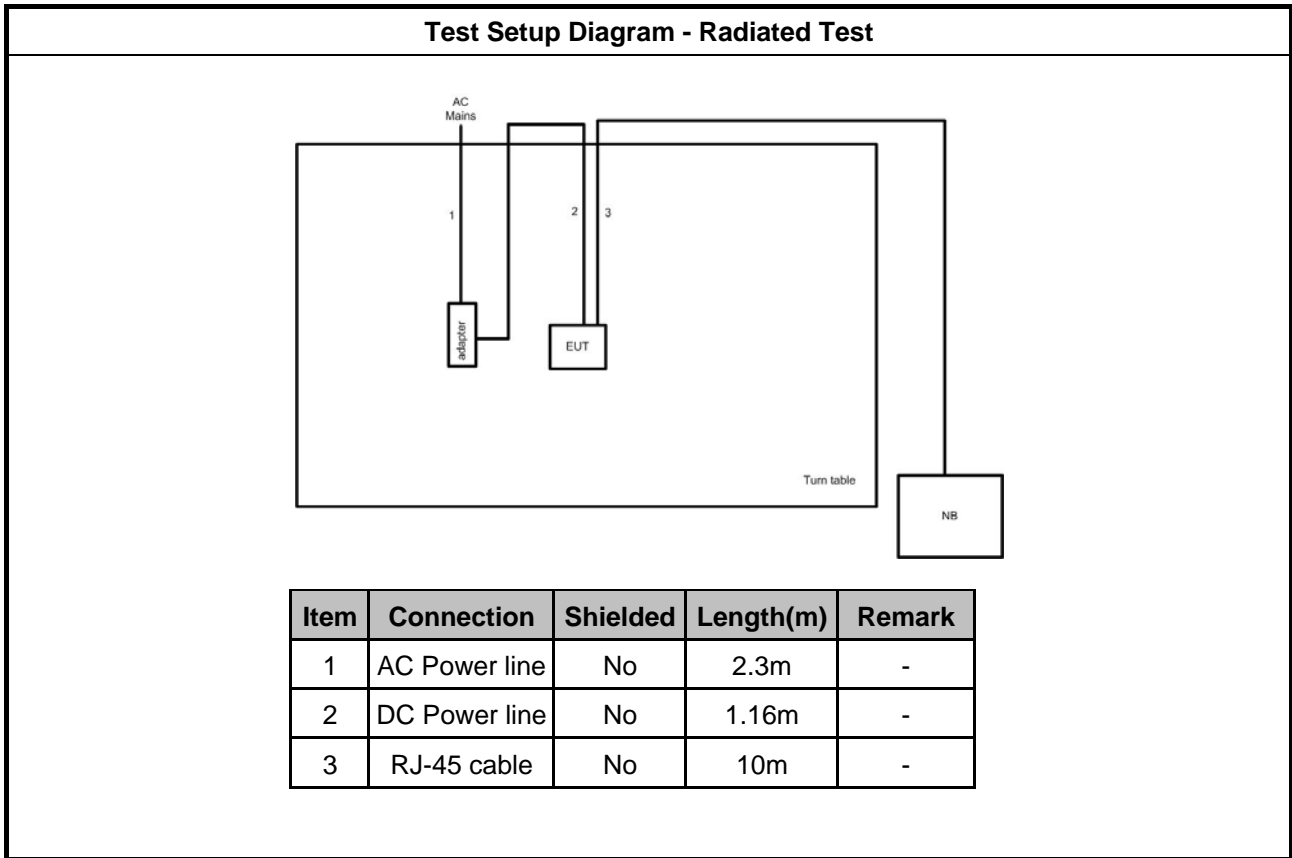
Support Equipment – RF Conducted				
No.	Equipment	Brand Name	Model Name	FCC ID
1	Notebook	DELL	E5410	DoC
2	Adapter for NB	DELL	HA65NM130	DoC
3	client	-	-	-
4	Notebook	DELL	E5410	DoC
5	Adapter for NB	DELL	HA65NM130	DoC
6	AC Source	GW	APS-9102	-

Note: Support equipment No.3 was provided by customer.

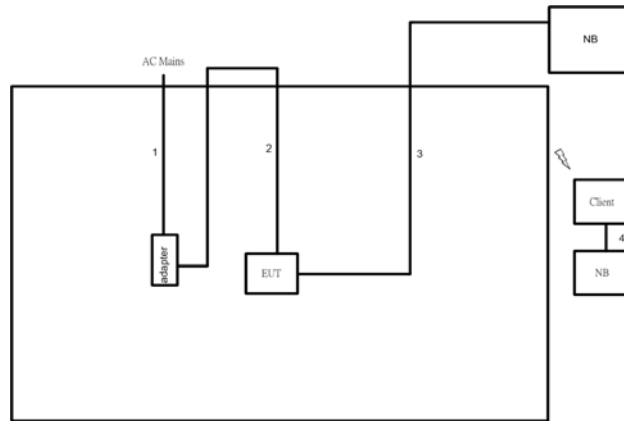
Support Equipment – Radiated Emission				
No.	Equipment	Brand Name	Model Name	FCC ID
1	Notebook	DELL	E5410	DoC
2	Notebook	DELL	E5530	DoC
3	Client	-	-	-

Note: Support equipment No.3 was provided by customer.

2.6 Test Setup Diagram



Test Setup Diagram - Radiated Test (Beamforming)



Item	Connection	Shielded	Length(m)	Remark
1	AC Power line	No	2.3m	-
2	DC Power line	No	1.16m	-
3	RJ-45 cable	No	10m	-
4	RJ-45 cable	No	0.5m	-

3 Transmitter Test Result

3.1 Emission Bandwidth

3.1.1 Emission Bandwidth Limit

Emission Bandwidth Limit	
UNII Devices	
<input type="checkbox"/>	For the 5.15-5.25 GHz band, N/A
<input checked="" type="checkbox"/>	For the 5.25-5.35 GHz band, the maximum conducted output power shall not exceed the lesser of 250 mW or 11 dBm + 10 log B, where B is the 26 dB emission bandwidth in MHz.
<input checked="" type="checkbox"/>	For the 5.47-5.725 GHz band, the maximum conducted output power shall not exceed the lesser of 250 mW or 11 dBm + 10 log B, where B is the 26 dB emission bandwidth in MHz.
<input type="checkbox"/>	For the 5.725-5.85 GHz band, 6 dB emission bandwidth \geq 500kHz.

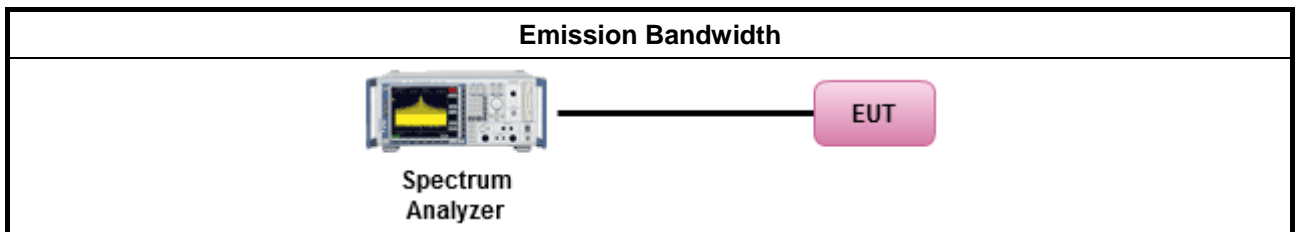
3.1.2 Measuring Instruments

Refer a test equipment and calibration data table in this test report.

3.1.3 Test Procedures

Test Method	
<ul style="list-style-type: none"> ▪ For the emission bandwidth shall be measured using one of the options below: 	
<input checked="" type="checkbox"/>	Refer as KDB 789033, clause C for EBW and clause D for OBW measurement.
<input type="checkbox"/>	Refer as ANSI C63.10, clause 6.9.3 for occupied bandwidth testing.
<input type="checkbox"/>	Refer as IC RSS-Gen, clause 6.6 for bandwidth testing.

3.1.4 Test Setup



3.1.5 Test Result of Emission Bandwidth

Refer as Appendix A



3.2 Maximum Conducted Output Power

3.2.1 Maximum Conducted Output Power Limit

Maximum Conducted Output Power Limit	
UNII Devices	
<input type="checkbox"/> For the 5.15-5.25 GHz band:	
	<ul style="list-style-type: none"> ▪ Outdoor AP: the maximum conducted output power (P_{Out}) shall not exceed the lesser of 1 W. If $G_{TX} > 6$ dBi, then $P_{Out} = 30 - (G_{TX} - 6)$. e.i.r.p. at any elevation angle above 30 degrees ≤ 125mW [21dBm] ▪ Indoor AP: the maximum conducted output power (P_{Out}) shall not exceed the lesser of 1 W. If $G_{TX} > 6$ dBi, then $P_{Out} = 30 - (G_{TX} - 6)$ ▪ Point-to-point AP: the maximum conducted output power (P_{Out}) shall not exceed the lesser of 1 W. If $G_{TX} > 23$ dBi, then $P_{Out} = 30 - (G_{TX} - 23)$. ▪ Mobile or Portable Client: the maximum conducted output power (P_{Out}) shall not exceed the lesser of 250 mW. If $G_{TX} > 6$ dBi, then $P_{Out} = 24 - (G_{TX} - 6)$.
<input checked="" type="checkbox"/> For the 5.25-5.35 GHz band, the maximum conducted output power (P_{Out}) shall not exceed the lesser of 250 mW or 11 dBm + 10 log B, where B is the 26 dB emission bandwidth in MHz. If $G_{TX} > 6$ dBi, then $P_{Out} = 24 - (G_{TX} - 6)$.	
<input checked="" type="checkbox"/> For the 5.47-5.725 GHz band, the maximum conducted output power (P_{Out}) shall not exceed the lesser of 250 mW or 11 dBm + 10 log B, where B is the 26 dB emission bandwidth in MHz. If $G_{TX} > 6$ dBi, then $P_{Out} = 24 - (G_{TX} - 6)$.	
<input type="checkbox"/> For the 5.725-5.85 GHz band:	
	<ul style="list-style-type: none"> ▪ Point-to-multipoint systems (P2M): the maximum conducted output power (P_{Out}) shall not exceed the lesser of 1 W. If $G_{TX} > 6$ dBi, then $P_{Out} = 30 - (G_{TX} - 6)$. ▪ Point-to-point systems (P2P): the maximum conducted output power (P_{Out}) shall not exceed the lesser of 1 W.
P_{Out} = maximum conducted output power in dBm, G_{TX} = the maximum transmitting antenna directional gain in dBi.	


3.2.2 Measuring Instruments

Refer a test equipment and calibration data table in this test report.

3.2.3 Test Procedures

Test Method	
<ul style="list-style-type: none"> Maximum Conducted Output Power 	
Duty cycle \geq 98%	
<input type="checkbox"/>	Refer as KDB 789033, clause E Method SA-2 (spectral trace averaging).
Duty cycle $<$ 98%	
<input type="checkbox"/>	Refer as KDB 789033, clause E Method SA-2 Alt. (RMS detection with slow sweep speed)
Wideband RF power meter and average over on/off periods with duty factor	
<input checked="" type="checkbox"/>	Refer as KDB 789033, clause E Method PM (using an RF average power meter).
<ul style="list-style-type: none"> For conducted measurement. 	
<ul style="list-style-type: none"> If the EUT supports multiple transmit chains using options given below: Refer as KDB 662911, In-band power measurements. Using the measure-and-sum approach, measured all transmit ports individually. Sum the power (in linear power units e.g., mW) of all ports for each individual sample and save them. 	
<ul style="list-style-type: none"> If multiple transmit chains, EIRP calculation could be following as methods: $P_{total} = P_1 + P_2 + \dots + P_n$ (calculated in linear unit [mW] and transfer to log unit [dBm]) $EIRP_{total} = P_{total} + DG$ 	

3.2.4 Test Setup



3.2.5 Test Result of Maximum Conducted Output Power

Refer as Appendix B



3.3 Peak Power Spectral Density

3.3.1 Peak Power Spectral Density Limit

Peak Power Spectral Density Limit	
UNII Devices	
<input type="checkbox"/> For the 5.15-5.25 GHz band:	
	▪ Outdoor AP: the peak power spectral density (PPSD) shall not exceed the lesser of 17dBm/MHz. If $G_{TX} > 6$ dBi, then $P_{Out} = 17 - (G_{TX} - 6)$.
	▪ Indoor AP: the peak power spectral density (PPSD) shall not exceed the lesser of 17dBm/MHz. If $G_{TX} > 6$ dBi, then $P_{Out} = 17 - (G_{TX} - 6)$.
	▪ Point-to-point AP: the peak power spectral density (PPSD) shall not exceed the lesser of 17dBm/MHz. If $G_{TX} > 23$ dBi, then $P_{Out} = 17 - (G_{TX} - 23)$.
	▪ Mobile or Portable Client: the peak power spectral density (PPSD) ≤ 11 dBm/MHz. If $G_{TX} > 6$ dBi, then $PPSD = 11 - (G_{TX} - 6)$.
<input checked="" type="checkbox"/> For the 5.25-5.35 GHz band, the peak power spectral density (PPSD) ≤ 11 dBm/MHz. If $G_{TX} > 6$ dBi, then $PPSD = 11 - (G_{TX} - 6)$.	
<input checked="" type="checkbox"/> For the 5.47-5.725 GHz band, the peak power spectral density (PPSD) ≤ 11 dBm/MHz. If $G_{TX} > 6$ dBi, then $PPSD = 11 - (G_{TX} - 6)$.	
<input type="checkbox"/> For the 5.725-5.85 GHz band:	
	▪ Point-to-multipoint systems (P2M): the peak power spectral density (PPSD) ≤ 30 dBm/500kHz. If $G_{TX} > 6$ dBi, then $PPSD = 30 - (G_{TX} - 6)$.
	▪ Point-to-point systems (P2P): the peak power spectral density (PPSD) ≤ 30 dBm/500kHz.
PPSD = peak power spectral density that he same method as used to determine the conducted output power shall be used to determine the power spectral density. And power spectral density in dBm/MHz G_{TX} = the maximum transmitting antenna directional gain in dBi.	

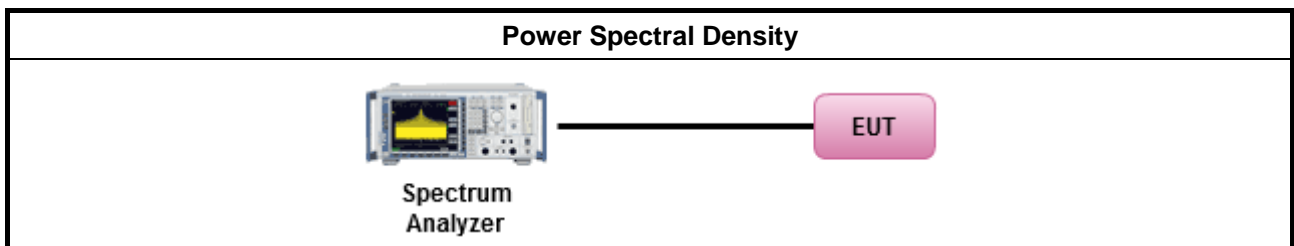
3.3.2 Measuring Instruments

Refer a test equipment and calibration data table in this test report.

3.3.3 Test Procedures

Test Method	
<ul style="list-style-type: none"> ▪ Peak power spectral density procedures that the same method as used to determine the conducted output power shall be used to determine the peak power spectral density and use the peak search function on the spectrum analyzer to find the peak of the spectrum. For the peak power spectral density shall be measured using below options: 	
<input type="checkbox"/>	Refer as KDB 789033, F5) power spectral density can be measured using resolution bandwidths < 1 MHz provided that the results are integrated over 1 MHz bandwidth
Duty cycle ≥ 98%	
<input checked="" type="checkbox"/>	Refer as KDB 789033, clause E Method SA-2 (spectral trace averaging).
Duty cycle < 98%	
<input checked="" type="checkbox"/>	Refer as KDB 789033, clause E Method SA-2 Alt. (RMS detection with slow sweep speed)
<ul style="list-style-type: none"> ▪ For conducted measurement. 	
<ul style="list-style-type: none"> ▪ If the EUT supports multiple transmit chains using options given below: 	
<input checked="" type="checkbox"/>	Measure and sum the spectra across the outputs. Refer as KDB 662911, In-band power spectral density (PSD). Sample all transmit ports simultaneously using a spectrum analyzer for each transmit port. Where the trace bin-by-bin of each transmit port summing can be performed. (i.e., in the first spectral bin of output 1 is summed with that in the first spectral bin of output 2 and that from the first spectral bin of output 3, and so on up to the NTX output to obtain the value for the first frequency bin of the summed spectrum.). Add up the amplitude (power) values for the different transmit chains and use this as the new data trace.
<ul style="list-style-type: none"> ▪ If multiple transmit chains, EIRP PPSD calculation could be following as methods: $PPSD_{total} = PPSD_1 + PPSD_2 + \dots + PPSD_n$ (calculated in linear unit [mW] and transfer to log unit [dBm]) $EIRP_{total} = PPSD_{total} + DG$ 	

3.3.4 Test Setup



3.3.5 Test Result of Peak Power Spectral Density

Refer as Appendix C

3.4 Unwanted Emissions

3.4.1 Transmitter Radiated Unwanted Emissions Limit

Unwanted emissions below 1 GHz and restricted band emissions above 1GHz limit			
Frequency Range (MHz)	Field Strength (uV/m)	Field Strength (dBuV/m)	Measure Distance (m)
0.009~0.490	2400/F(kHz)	48.5 - 13.8	300
0.490~1.705	24000/F(kHz)	33.8 - 23	30
1.705~30.0	30	29	30
30~88	100	40	3
88~216	150	43.5	3
216~960	200	46	3
Above 960	500	54	3

Note 1: Test distance for frequencies at or above 30 MHz, measurements may be performed at a distance other than the limit distance provided they are not performed in the near field and the emissions to be measured can be detected by the measurement equipment. When performing measurements at a distance other than that specified, the results shall be extrapolated to the specified distance using an extrapolation factor of 20 dB/decade (inverse of linear distance for field-strength measurements, inverse of linear distance-squared for power-density measurements).

Note 2: Test distance for frequencies at below 30 MHz, measurements may be performed at a distance closer than the EUT limit distance; however, an attempt should be made to avoid making measurements in the near field. When performing measurements below 30 MHz at a closer distance than the limit distance, the results shall be extrapolated to the specified distance by either making measurements at a minimum of two or more distances on at least one radial to determine the proper extrapolation factor or by using the square of an inverse linear distance extrapolation factor (40 dB/decade). The test report shall specify the extrapolation method used to determine compliance of the EUT.

Un-restricted band emissions above 1GHz Limit	
Operating Band	Limit
5.15 - 5.25 GHz	e.i.r.p. -27 dBm [68.2 dBuV/m@3m]
5.25 - 5.35 GHz	e.i.r.p. -27 dBm [68.2 dBuV/m@3m]
5.47 - 5.725 GHz	e.i.r.p. -27 dBm [68.2 dBuV/m@3m]
5.725 - 5.85 GHz	5.650-5700 GHz: e.i.r.p. -27 ~ 10 dBm [68.2 ~ 105.2 dBuV/m@3m] 5.700-5720 GHz: e.i.r.p. 10 ~ 15.6 dBm [105.2 ~ 110.8 dBuV/m@3m] 5.720-5725 GHz: e.i.r.p. 15.6 ~ 27 dBm [110.8 ~ 122.2 dBuV/m@3m] 5.850-5.855 GHz: e.i.r.p. 27 ~ 15.6 dBm [122.2 ~ 110.8 dBuV/m@3m] 5.855-5.875 GHz: e.i.r.p. 15.6 ~ 10 dBm [110.8 ~ 105.2 dBuV/m@3m] 5.875-5.925 GHz: e.i.r.p. 10 ~ -27 dBm [105.2 ~ 68.2dBuV/m@3m] Other un-restricted band: e.i.r.p. -27 dBm [68.2 dBuV/m@3m]

Note 1: Measurements may be performed at a distance other than the limit distance provided they are not performed in the near field and the emissions to be measured can be detected by the measurement equipment. When performing measurements at a distance other than that specified, the results shall be extrapolated to the specified distance using an extrapolation factor of 20 dB/decade (inverse of linear distance for field-strength measurements, inverse of linear distance-squared for power-density measurements).



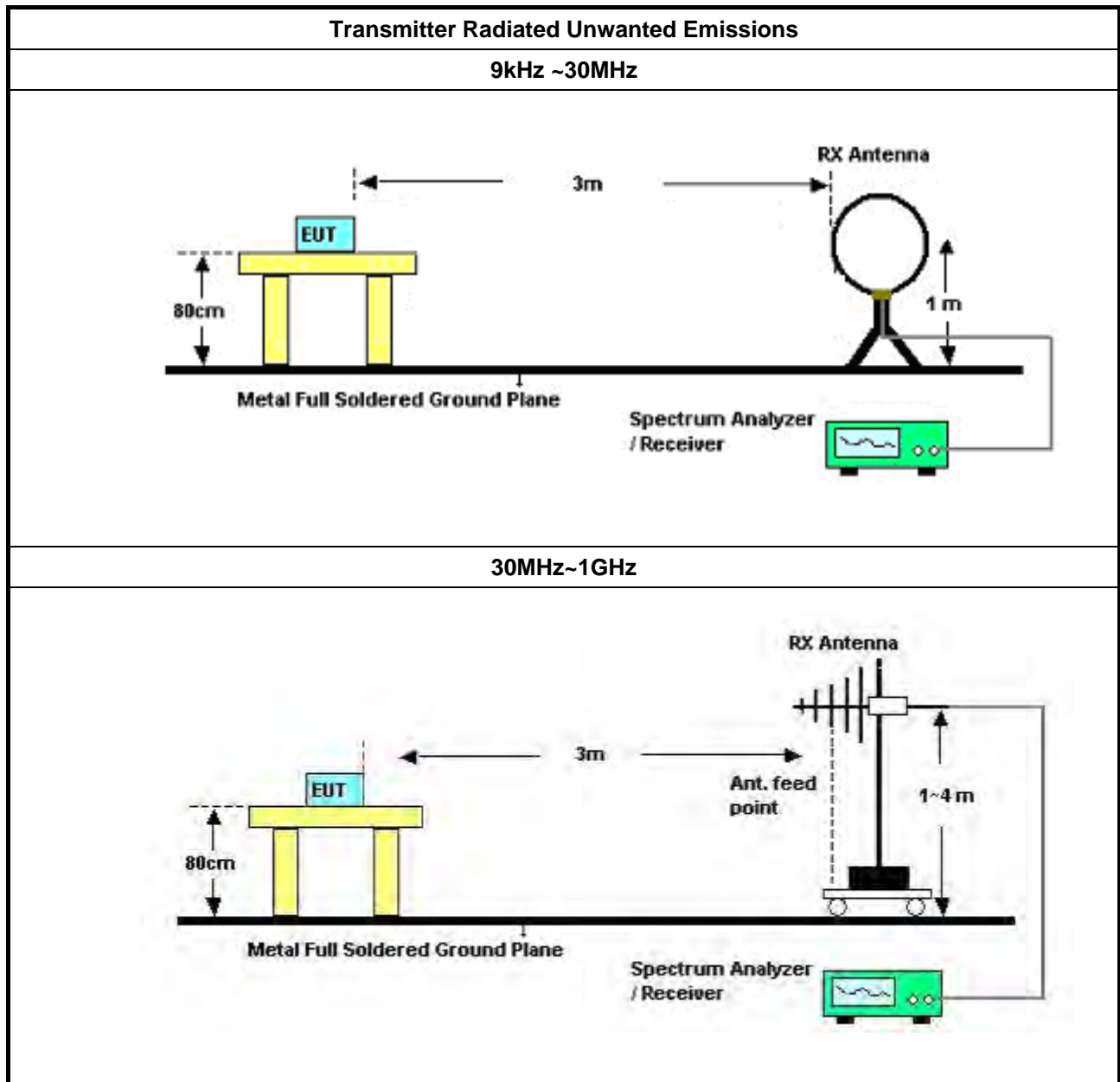
3.4.2 Measuring Instruments

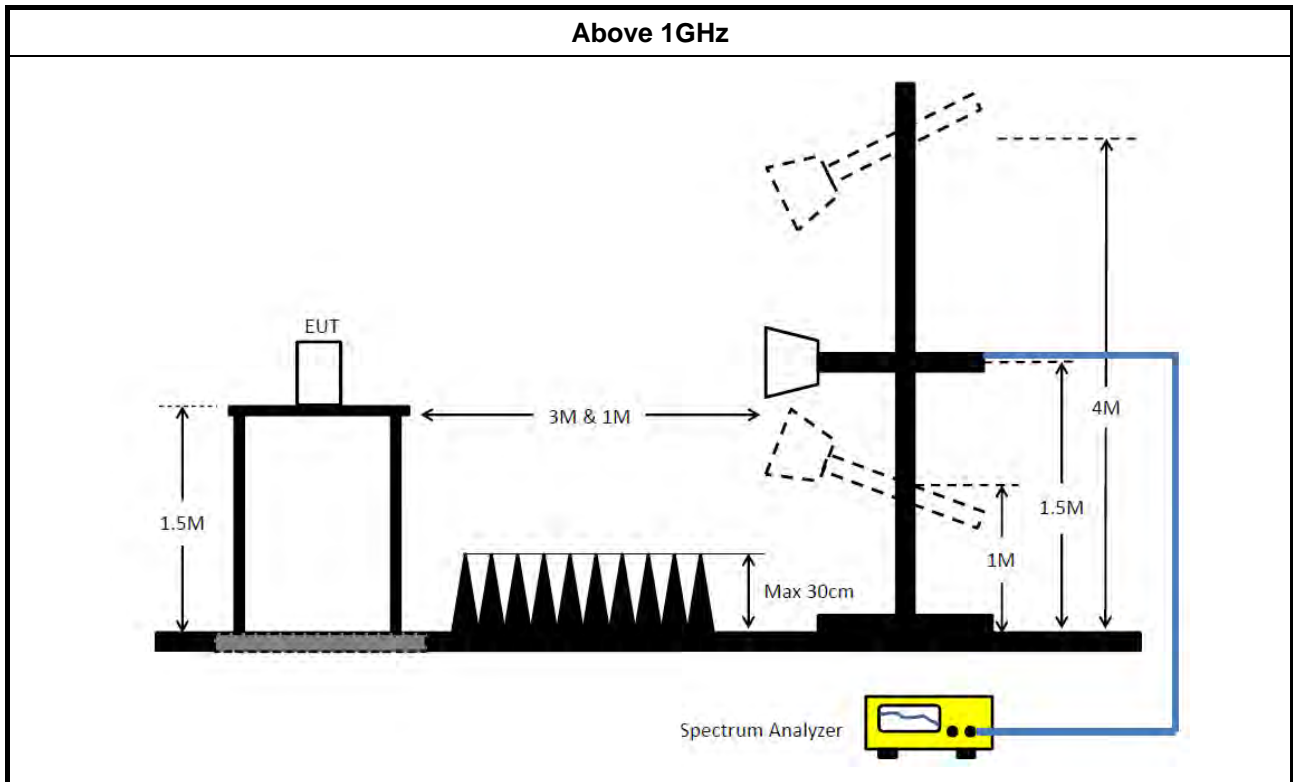
Refer a test equipment and calibration data table in this test report.

3.4.3 Test Procedures

Test Method	
<ul style="list-style-type: none"> ▪ Measurements may be performed at a distance other than the limit distance provided they are not performed in the near field and the emissions to be measured can be detected by the measurement equipment. Measurements shall not be performed at a distance greater than 30 m for frequencies above 30 MHz, unless it can be further demonstrated that measurements at a distance of 30 m or less are impractical. When performing measurements at a distance other than that specified, the results shall be extrapolated to the specified distance using an extrapolation factor of 20 dB/decade (inverse of linear distance for field-strength measurements, inverse of linear distance-squared for power-density measurements). 	
<ul style="list-style-type: none"> ▪ The average emission levels shall be measured in [duty cycle \geq 98 or duty factor]. 	
<ul style="list-style-type: none"> ▪ For the transmitter unwanted emissions shall be measured using following options below: 	
	<ul style="list-style-type: none"> ▪ Refer as KDB 789033, clause G)2) for unwanted emissions into non-restricted bands.
	<ul style="list-style-type: none"> ▪ Refer as KDB 789033, clause G)1) for unwanted emissions into restricted bands.
	<input checked="" type="checkbox"/> Refer as KDB 789033, G)6) Method VB (ANSI C63.10, clause 4.1.4.2.3), Reduced VBW.
	<input checked="" type="checkbox"/> Refer as KDB 789033, clause G)5) (ANSI C63.10, clause 4.1.4.2.2), measurement procedure peak limit.
<ul style="list-style-type: none"> ▪ For radiated measurement. 	
	<ul style="list-style-type: none"> ▪ Refer as ANSI C63.10, clause 6.4 for radiated emissions below 30 MHz and test distance is 3m.
	<ul style="list-style-type: none"> ▪ Refer as ANSI C63.10, clause 6.5 for radiated emissions 30 MHz to 1 GHz and test distance is 3m.
	<ul style="list-style-type: none"> ▪ Refer as ANSI C63.10, clause 6.6 for radiated emissions above 1GHz.
<ul style="list-style-type: none"> ▪ The any unwanted emissions level shall not exceed the fundamental emission level. 	
<ul style="list-style-type: none"> ▪ All amplitude of spurious emissions that are attenuated by more than 20 dB below the permissible value has no need to be reported. 	

3.4.4 Test Setup





3.4.5 Transmitter Unwanted Emissions (Below 30MHz)

The amplitude of spurious emissions which are attenuated by more than 20dB below the permissible value has no need to be reported. All amplitude of spurious emissions that are attenuated by more than 20 dB below the permissible value has no need to be reported.

3.4.6 Test Result of Transmitter Unwanted Emissions

Refer as Appendix D

3.5 Frequency Stability

3.5.1 Frequency Stability Limit

Frequency Stability Limit	
UNII Devices	
<ul style="list-style-type: none"> In-band emission is maintained within the band of operation under all conditions of normal operation as specified in the user's manual. 	
IEEE Std. 802.11	
<ul style="list-style-type: none"> The transmitter center frequency tolerance shall be ± 20 ppm maximum for the 5 GHz band. 	

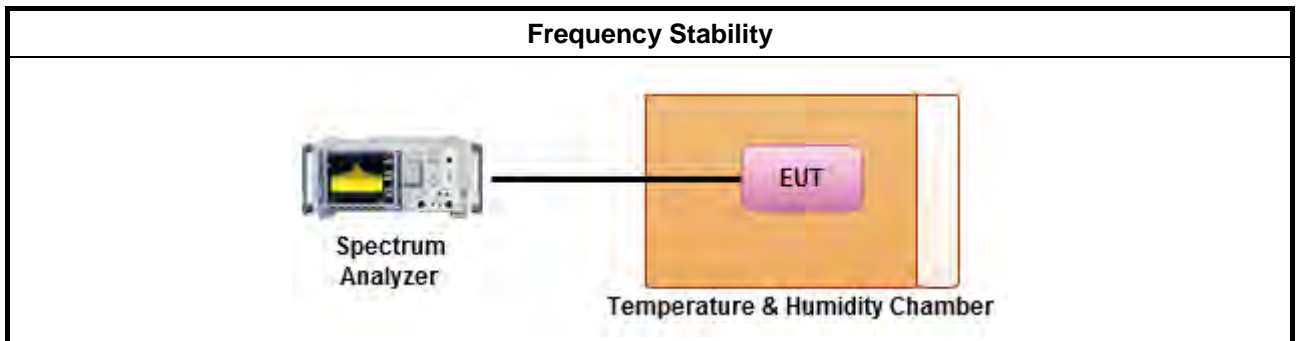
3.5.2 Measuring Instruments

Refer a test equipment and calibration data table in this test report.

3.5.3 Test Procedures

Test Method	
<ul style="list-style-type: none"> Refer as ANSI C63.10, clause 6.8 for frequency stability tests 	
<ul style="list-style-type: none"> Frequency stability with respect to ambient temperature 	
<ul style="list-style-type: none"> Frequency stability when varying supply voltage 	

3.5.4 Test Setup



3.5.5 Test Result of Frequency Stability

Refer as Appendix E



4 Test Equipment and Calibration Data

Instrument for Radiated Test

Instrument	Manufacturer	Model No.	Serial No.	Spec.	Calibration Date	Calibration Due Date
Spectrum Analyzer	R&S	FSP40	100593	9kHz - 40GHz	26/Oct/2016	25/Oct/2017
3m Semi Anechoic	SIDT FRANKONIA	SAC-3M	03CH02-HY	30MHz - 1GHz	21/Oct/2016	20/Oct/2017
3m Semi Anechoic	SIDT FRANKONIA	SAC-3M	03CH02-HY	1GHz ~ 18GHz	12/Dec/2016	11/Dec/2017
Amplifier	Agilent	8447D	2944A11149	100kHz - 1.3GHz	01/Jul/2017	30/Jun/2018
Amplifier	Agilent	8449B	3008A02373	1GHz - 26.5GHz	02/Sep/2016	01/Sep/2017
Horn Antenna	SCHWARZBECK	BBHA9120D	BBHA9120D 01531	1GHz - 18GHz	25/Apr/2017	24/Apr/2018
Horn Antenna	SCHWARZBECK	BBHA9170	BBHA9170154	15GHz - 40GHz	06/Feb/2017	05/Feb/2018
Bilog Antenna	SCHAFFNER	CBL6112B	2723	30MHz - 1GHz	01/Oct/2016	30/Sep/2017
Microwave Pre amplifier with 6dB Attenuator	EMC INSTRUMENTS	EMC184045B & PE7005-	1840917	18GHz - 40GHz	24/Jun/2016	23/Aug/2017
Loop Antenna	TESEQ	HLA 6120	31244	9kHz - 30MHz	02/Mar/2017	01/Mar/2018
RF Cable-high	SUHNER	SUCOFLEX104	MY34918/4	1GHz ~ 40GHz	26/Jan/2017	25/Jan/2018
RF Cable-R03m	Jye Bao	RG142	CB017	9kHz ~ 1GHz	26/Jan/2017	25/Jan/2018
Receiver	R&S	ESU-26	100422/026	20Hz ~ 26.5GHz	21/Sep/2016	20/Sep/2017

Instrument for Conducted Test

Instrument	Manufacturer	Model No.	Serial No.	Spec.	Calibration Date	Calibration Due Date
Spectrum Analyzer	R&S	FSV 40	101013	10Hz ~ 40GHz	30/Dec/2016	29/Dec/2017
Power Sensor	Anritsu	MA2411B	1027452	300MHz ~ 40GHz	24/Feb/2017	23/Feb/2018
Power Meter	Anritsu	ML2495A	1124009	300MHz ~ 40GHz	24/Feb/2017	23/Feb/2018
Signal Generator	R&S	SMR40	100116	10MHz ~ 40GHz	21/Jul/2016	20/Jul/2017
Temp. and Humidity Chamber	Giant Force	GTH-225-40-CP-AR	MAA1611-005	-40 ~ 100°C	21/Nov/2016	20/Nov/2018
RF Cable-0.2m	HUBER+SUHNER	SUCOFLEX_104	MY677/3	30MHz ~ 26.5GHz	02/Oct/2016	01/Oct/2017
RF Cable-0.2m	HUBER+SUHNER	SUCOFLEX_104	MY678/3	30MHz ~ 26.5GHz	02/Oct/2016	01/Oct/2017
RF Cable-0.5m	HUBER+SUHNER	SUCOFLEX_104	MY10717/4	30MHz ~ 26.5GHz	02/Oct/2016	01/Oct/2017
RF Cable-0.5m	HUBER+SUHNER	SUCOFLEX_104	MY22998/4	30MHz ~ 26.5GHz	02/Oct/2016	01/Oct/2017
RF Cable-0.5m	HUBER+SUHNER	SUCOFLEX_104	MY23000/4	30MHz ~ 26.5GHz	02/Oct/2016	01/Oct/2017



Instrument for Conducted Test (Beamforming)

Instrument	Manufacturer	Model No.	Serial No.	Spec.	Calibration Date	Calibration Due Date
Spectrum Analyzer	R&S	FSV 40	101013	9kHz~40GHz	31/Dec/2016	30/Dec/2017
Power Sensor	Anritsu	MA2411B	0917017	300MHz ~ 40GHz	10/Feb/2017	09/Feb/2018
Power Meter	Anritsu	ML2495A	0949003	300MHz ~ 40GHz	10/Feb/2017	09/Feb/2018
Signal Generator	R&S	SMR40	100116	10MHz ~ 40GHz	21/Jul/2016	20/Jul/2017
RF Cable-0.2m	HUBER+SUHNER	SUCOFLEX_104	MY10710/4	30MHz ~ 26.5GHz	02/Oct/2016	01/Oct/2017
RF Cable-0.2m	HUBER+SUHNER	SUCOFLEX_104	MY10709/4	30MHz ~ 26.5GHz	02/Oct/2016	01/Oct/2017
RF Cable-0.2m	HUBER+SUHNER	SUCOFLEX_104	MY10711/4	30MHz ~ 26.5GHz	02/Oct/2016	01/Oct/2017
RF Cable-0.2m	HUBER+SUHNER	SUCOFLEX_104	MY10712/4	30MHz ~ 26.5GHz	02/Oct/2016	01/Oct/2017
RF Cable-0.2m	HUBER+SUHNER	SUCOFLEX_104	MY10713/4	30MHz ~ 26.5GHz	02/Oct/2016	01/Oct/2017
RF Cable-0.2m	HUBER+SUHNER	SUCOFLEX_104	MY10714/4	30MHz ~ 26.5GHz	02/Oct/2016	01/Oct/2017
RF Cable-0.5m	HUBER+SUHNER	SUCOFLEX_104	MY10713/4	30MHz ~ 26.5GHz	02/Oct/2016	01/Oct/2017
RF Cable-0.5m	HUBER+SUHNER	SUCOFLEX_104	MY10714/4	30MHz ~ 26.5GHz	02/Oct/2016	01/Oct/2017
RF Cable-0.5m	HUBER+SUHNER	SUCOFLEX_104	MY10715/4	30MHz ~ 26.5GHz	02/Oct/2016	01/Oct/2017
RF Cable-0.5m	HUBER+SUHNER	SUCOFLEX_104	MY10716/4	30MHz ~ 26.5GHz	02/Oct/2016	01/Oct/2017
RF Cable-0.5m	HUBER+SUHNER	SUCOFLEX_104	MY10717/4	30MHz ~ 26.5GHz	02/Oct/2016	01/Oct/2017



Summary

Mode	Max-N dB (Hz)	Max-OBW (Hz)	ITU-Code	Min-N dB (Hz)	Min-OBW (Hz)
802.11a_Nss1,(6Mbps)_4TX	-	-	-	-	-
5.25-5.35GHz	19.725M	16.442M	16M4D1D	19.375M	16.392M
5.47-5.725GHz	19.85M	16.442M	16M4D1D	19.075M	16.367M
802.11ac VHT20_Nss1,(MCS0)_4TX	-	-	-	-	-
5.25-5.35GHz	20.675M	17.666M	17M7D1D	20.25M	17.616M
5.47-5.725GHz	20.55M	17.641M	17M6D1D	20.25M	17.566M
802.11ac VHT40_Nss1,(MCS0)_4TX	-	-	-	-	-
5.25-5.35GHz	39.95M	35.982M	36M0D1D	39.2M	35.782M
5.47-5.725GHz	40.1M	36.032M	36M0D1D	39.2M	35.932M
802.11ac VHT80_Nss1,(MCS0)_4TX	-	-	-	-	-
5.25-5.35GHz	83.4M	75.762M	75M8D1D	82.8M	75.562M
5.47-5.725GHz	83.5M	75.862M	75M9D1D	82.6M	75.662M

Max-N dB = Maximum 6dB down bandwidth for 5.725-5.85GHz band / Maximum 26dB down bandwidth for other band;

Max-OBW = Maximum 99% occupied bandwidth;

Min-N dB = Minimum 6dB down bandwidth for 5.725-5.85GHz band / Maximum 26dB down bandwidth for other band;

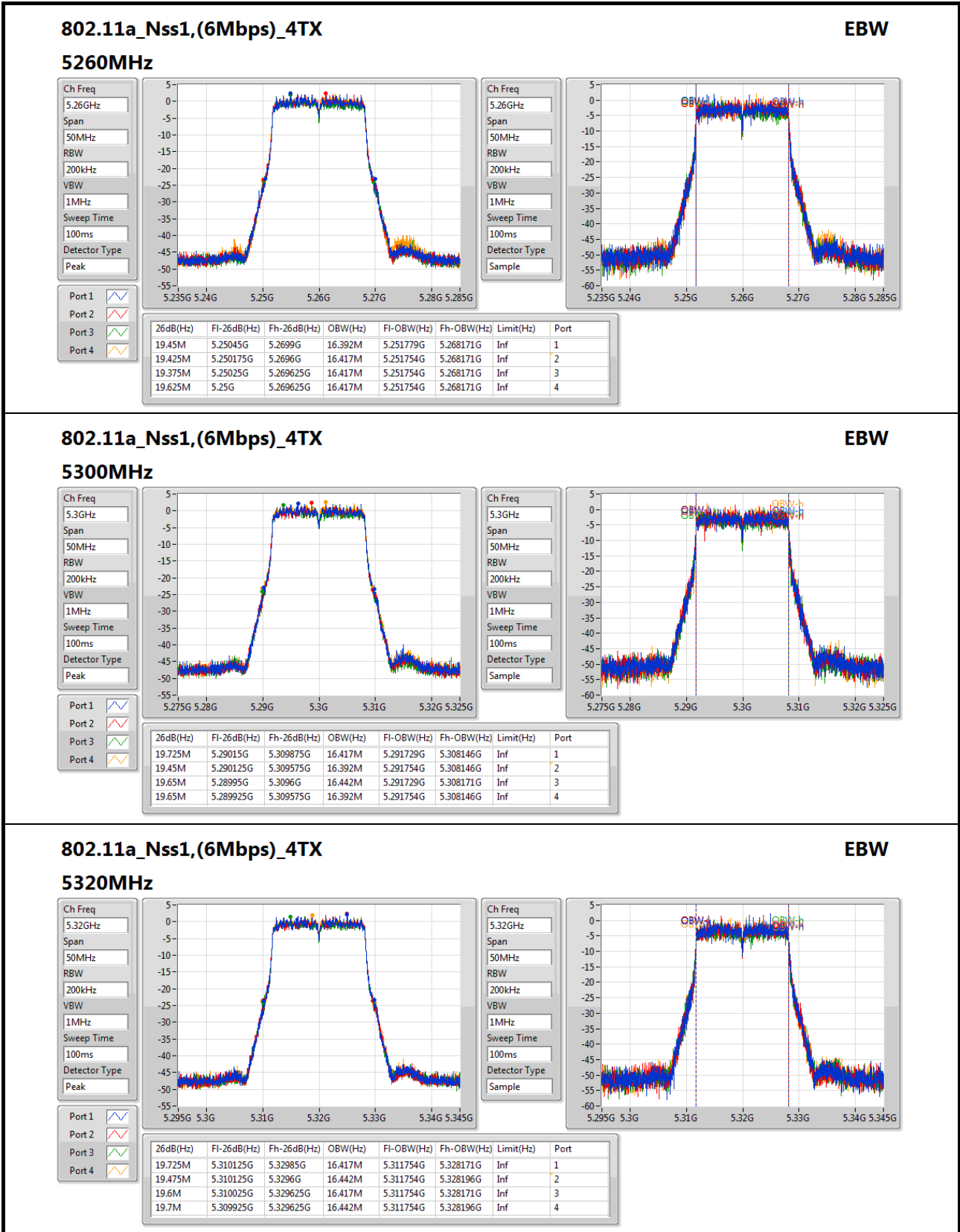
Min-OBW = Minimum 99% occupied bandwidth;

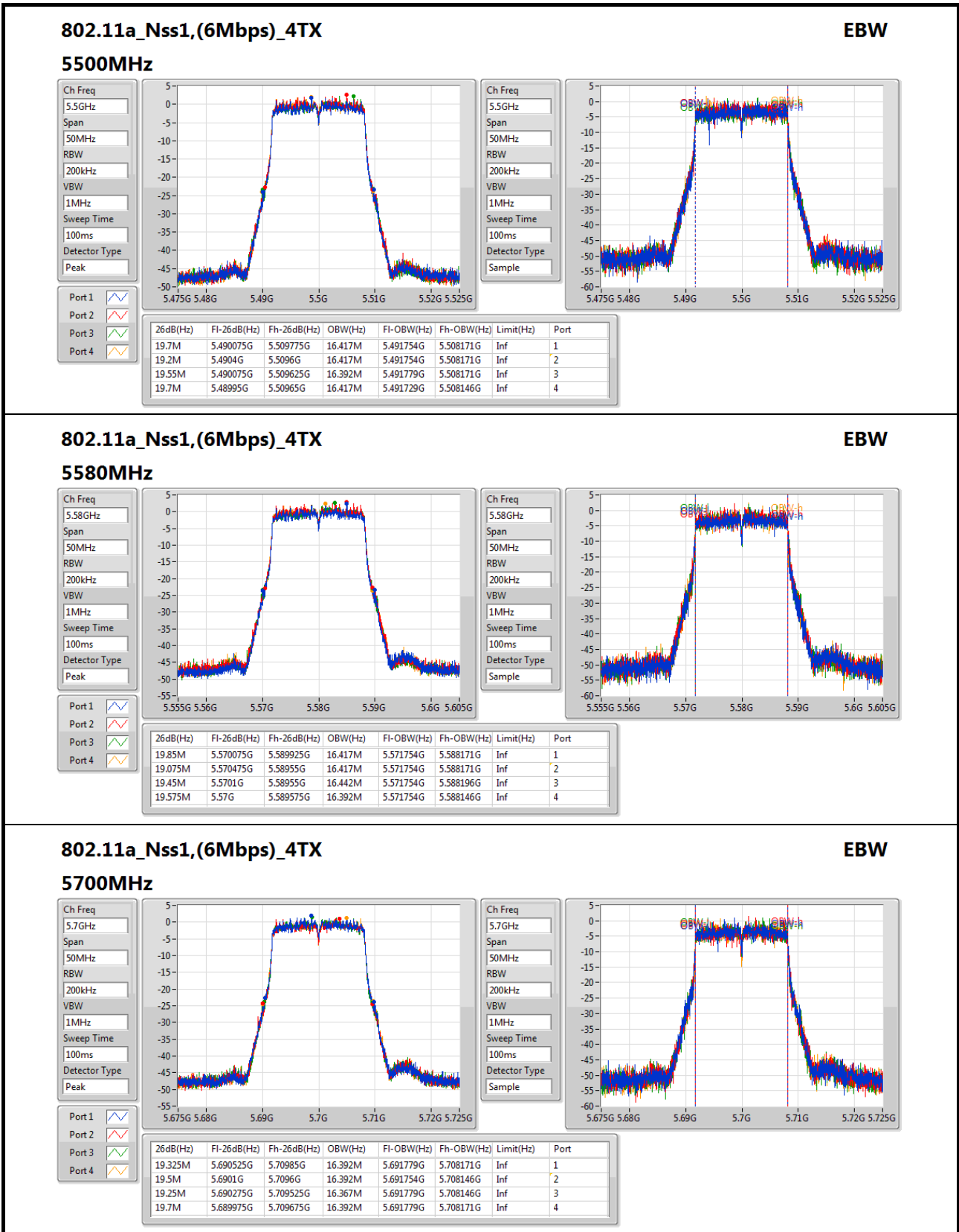
Result

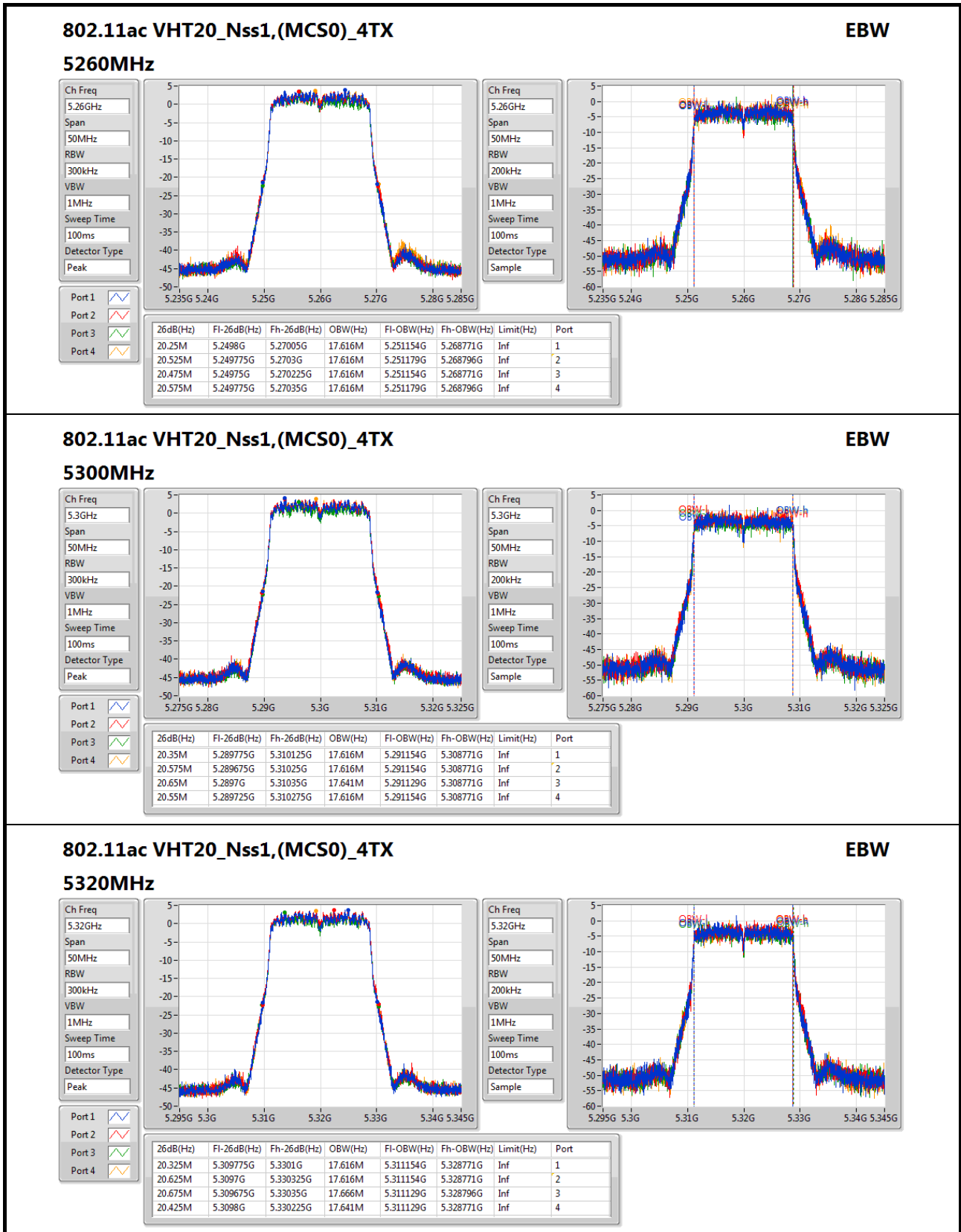
Mode	Result	Limit (Hz)	Port 1-N dB (Hz)	Port 1-OBW (Hz)	Port 2-N dB (Hz)	Port 2-OBW (Hz)	Port 3-N dB (Hz)	Port 3-OBW (Hz)	Port 4-N dB (Hz)	Port 4-OBW (Hz)
802.11a_Nss1,(6Mbps)_4TX	-	-	-	-	-	-	-	-	-	-
5260MHz	Pass	Inf	19.45M	16.392M	19.425M	16.417M	19.375M	16.417M	19.625M	16.417M
5300MHz	Pass	Inf	19.725M	16.417M	19.45M	16.392M	19.65M	16.442M	19.65M	16.392M
5320MHz	Pass	Inf	19.725M	16.417M	19.475M	16.442M	19.6M	16.417M	19.7M	16.442M
5500MHz	Pass	Inf	19.7M	16.417M	19.2M	16.417M	19.55M	16.392M	19.7M	16.417M
5580MHz	Pass	Inf	19.85M	16.417M	19.075M	16.417M	19.45M	16.442M	19.575M	16.392M
5700MHz	Pass	Inf	19.325M	16.392M	19.5M	16.392M	19.25M	16.367M	19.7M	16.392M
802.11ac VHT20_Nss1,(MCS0)_4TX	-	-	-	-	-	-	-	-	-	-
5260MHz	Pass	Inf	20.25M	17.616M	20.525M	17.616M	20.475M	17.616M	20.575M	17.616M
5300MHz	Pass	Inf	20.35M	17.616M	20.575M	17.616M	20.65M	17.641M	20.55M	17.616M
5320MHz	Pass	Inf	20.325M	17.616M	20.625M	17.616M	20.675M	17.666M	20.425M	17.641M
5500MHz	Pass	Inf	20.55M	17.641M	20.55M	17.591M	20.55M	17.616M	20.35M	17.616M
5580MHz	Pass	Inf	20.4M	17.616M	20.5M	17.616M	20.4M	17.616M	20.35M	17.616M
5700MHz	Pass	Inf	20.25M	17.616M	20.55M	17.616M	20.375M	17.566M	20.375M	17.616M
802.11ac VHT40_Nss1,(MCS0)_4TX	-	-	-	-	-	-	-	-	-	-
5270MHz	Pass	Inf	39.2M	35.882M	39.4M	35.882M	39.75M	35.782M	39.95M	35.832M
5310MHz	Pass	Inf	39.2M	35.932M	39.3M	35.982M	39.8M	35.882M	39.85M	35.932M
5510MHz	Pass	Inf	39.3M	35.982M	39.8M	35.982M	39.95M	35.932M	39.75M	36.032M
5550MHz	Pass	Inf	39.2M	35.932M	39.7M	35.932M	39.85M	35.932M	39.85M	35.932M
5670MHz	Pass	Inf	39.2M	36.032M	39.75M	36.032M	40M	36.032M	40.1M	36.032M
802.11ac VHT80_Nss1,(MCS0)_4TX	-	-	-	-	-	-	-	-	-	-
5290MHz	Pass	Inf	82.8M	75.662M	83.2M	75.762M	83M	75.562M	83.4M	75.762M
5530MHz	Pass	Inf	82.6M	75.762M	83.2M	75.762M	82.9M	75.762M	83.4M	75.862M
5610MHz	Pass	Inf	83.2M	75.862M	83.5M	75.662M	83.2M	75.762M	83.4M	75.862M

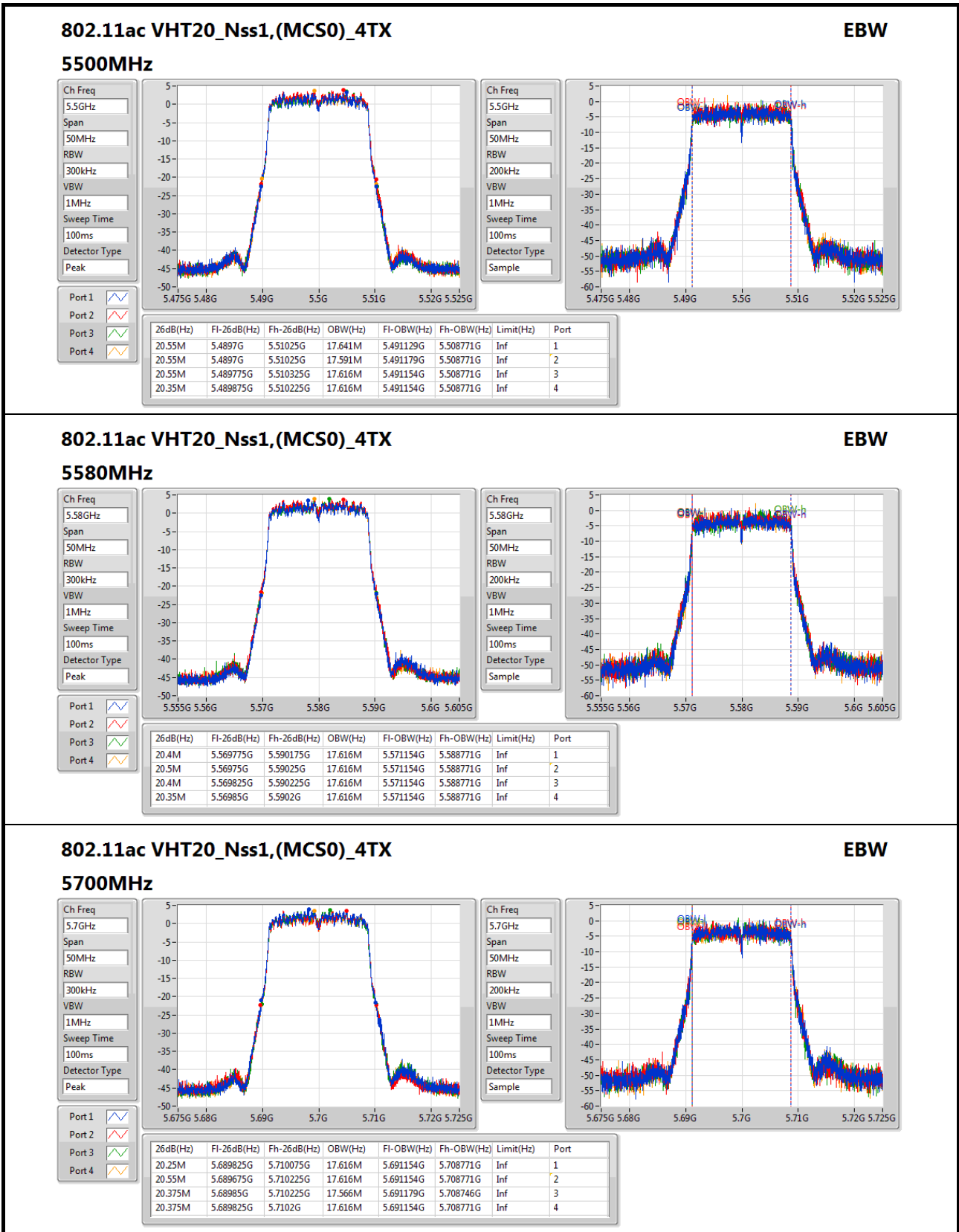
Port X-N dB = Port X 6dB down bandwidth for 5.725-5.85GHz band / 26dB down bandwidth for other band

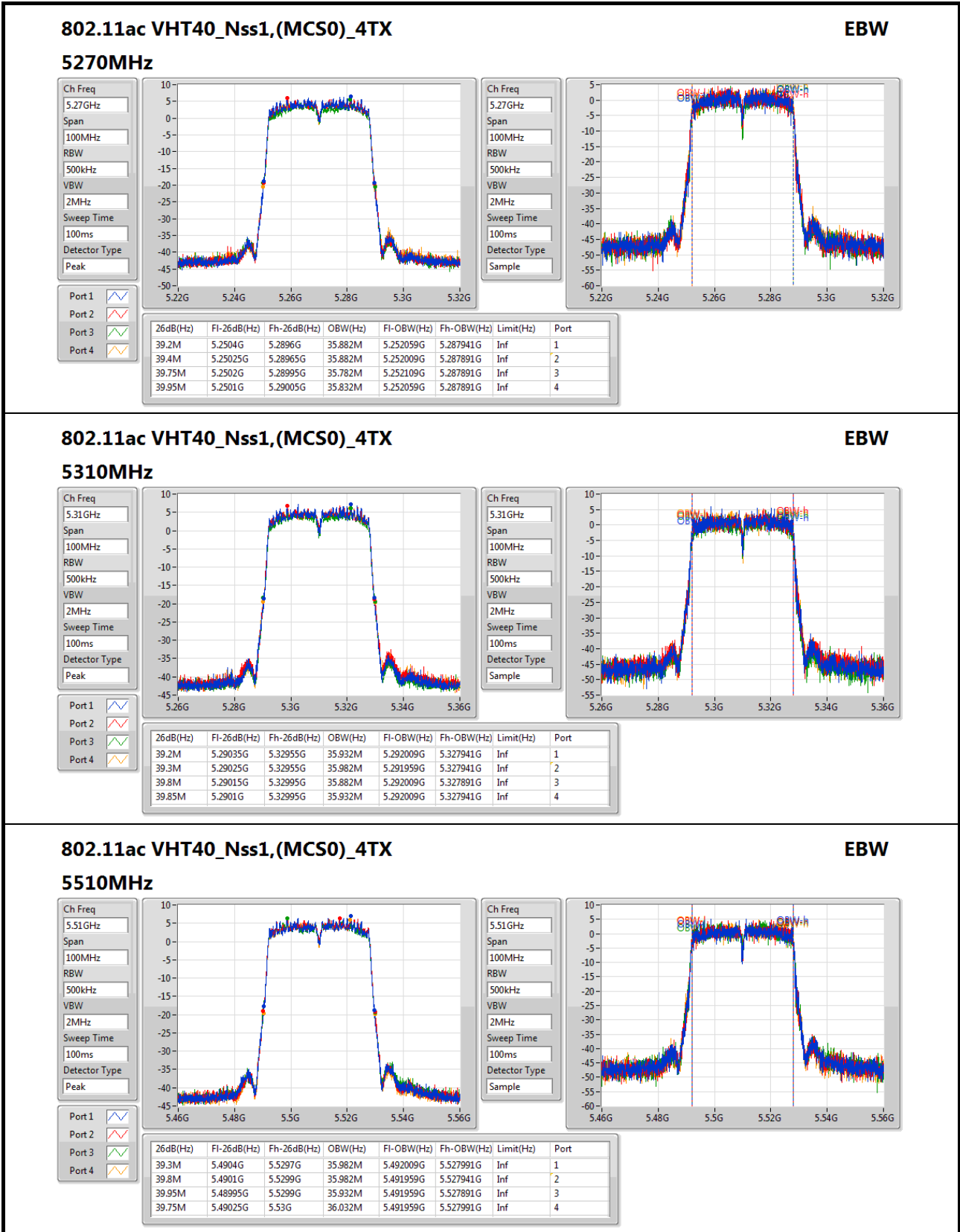
Port X-OBW = Port X 99% occupied bandwidth;

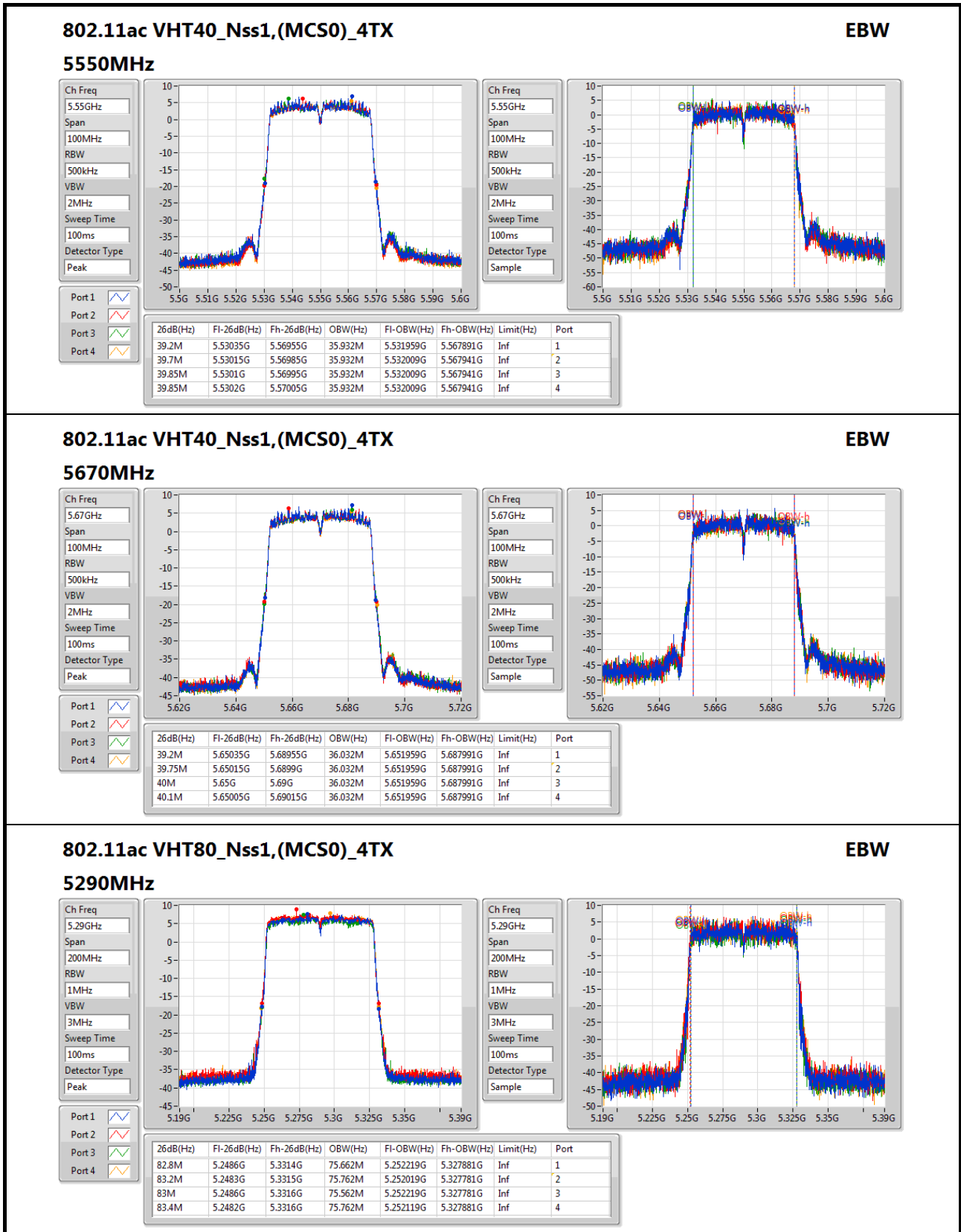








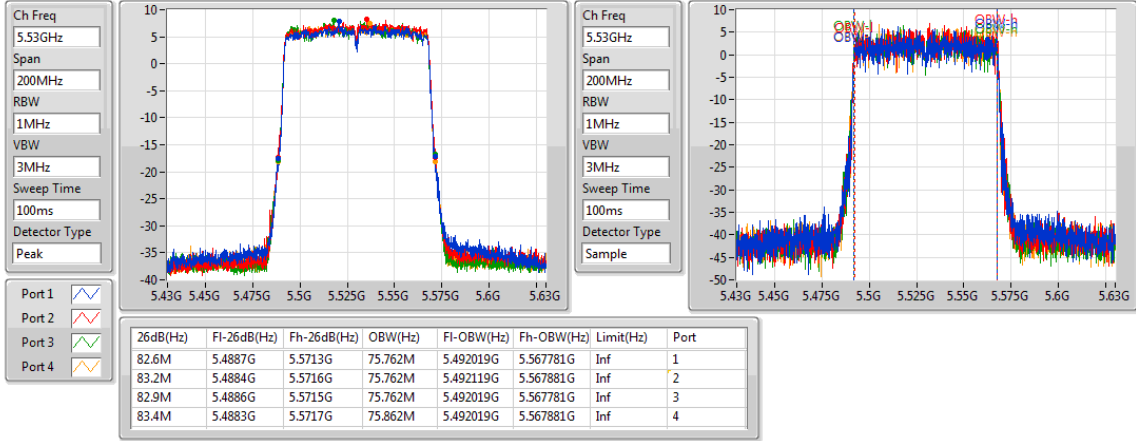




802.11ac VHT80_Nss1,(MCS0)_4TX

EBW

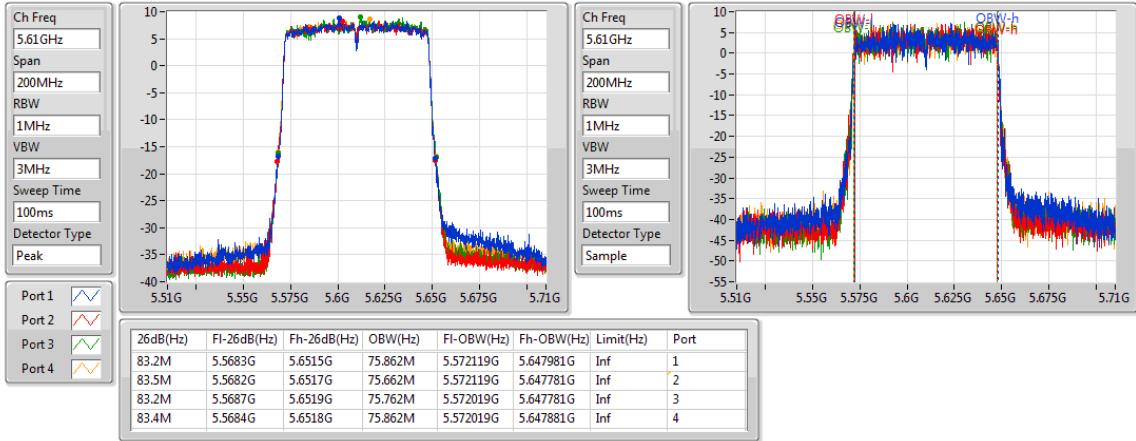
5530MHz



802.11ac VHT80_Nss1,(MCS0)_4TX

EBW

5610MHz





Summary

Mode	Max-N dB (Hz)	Max-OBW (Hz)	ITU-Code	Min-N dB (Hz)	Min-OBW (Hz)
802.11ac VHT80+80_Nss1,(MCS0)_2TX	-	-	-	-	-
5.25-5.35GHz	83.5M	75.762M	75M8D1D	83M	75.662M
802.11ac VHT80+80_Nss1,(MCS0)_2TX	-	-	-	-	-
5.47-5.725GHz	84.3M	75.962M	76M0D1D	83.8M	75.862M
802.11ac VHT80+80_Nss1,(MCS0)_4TX	-	-	-	-	-
5.47-5.725GHz	84.45M	76.012M	76M0D1D	83.25M	75.712M

Max-N dB = Maximum 6dB down bandwidth for 5.725-5.85GHz band / Maximum 26dB down bandwidth for other band;

Max-OBW = Maximum 99% occupied bandwidth;

Min-N dB = Minimum 6dB down bandwidth for 5.725-5.85GHz band / Maximum 26dB down bandwidth for other band;

Min-OBW = Minimum 99% occupied bandwidth;

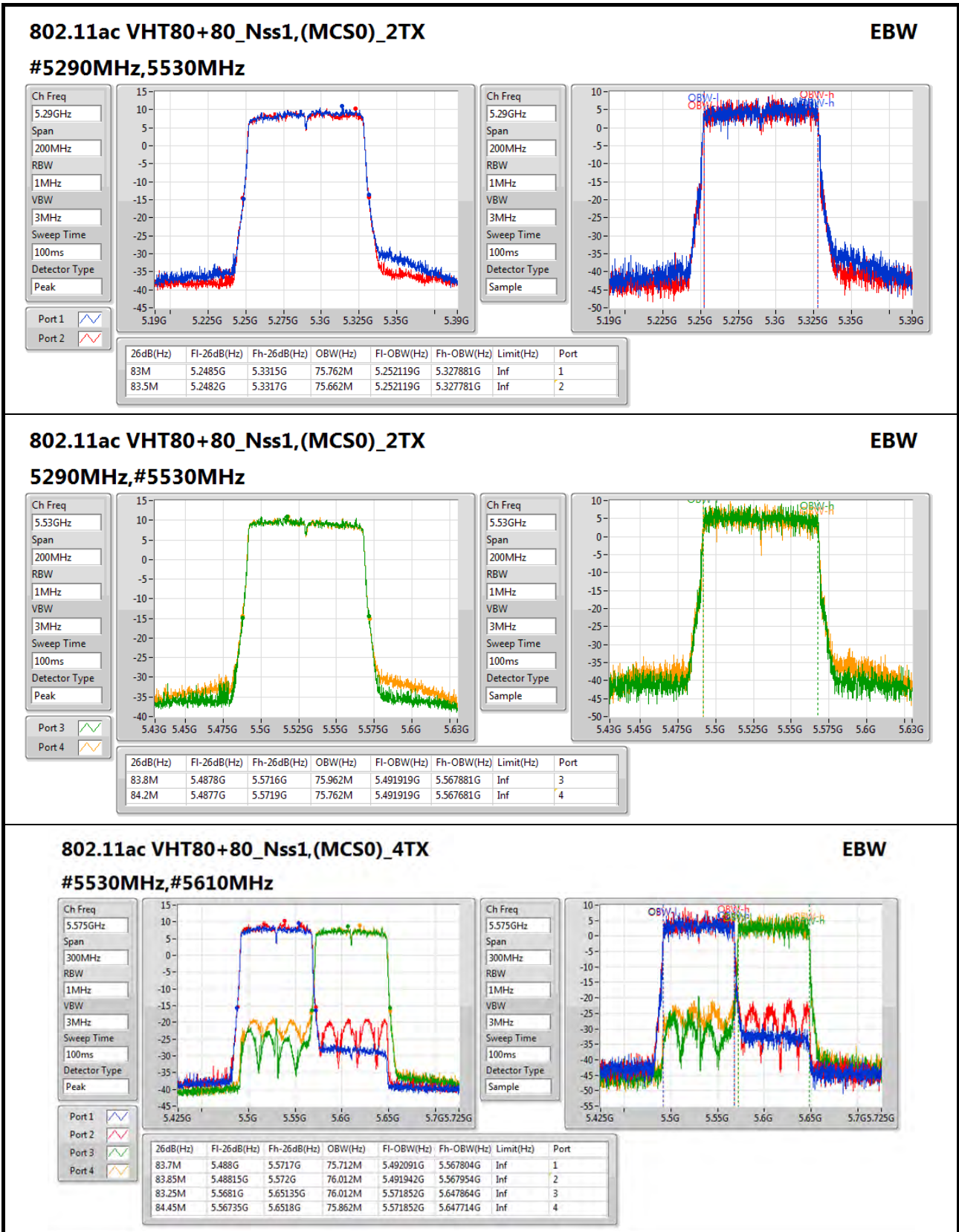


Result

Mode	Result	Limit (Hz)	Port 1-N dB (Hz)	Port 1-OBW (Hz)	Port 2-N dB (Hz)	Port 2-OBW (Hz)	Port 3-N dB (Hz)	Port 3-OBW (Hz)	Port 4-N dB (Hz)	Port 4-OBW (Hz)
802.11ac VHT80+80_Nss1,(MCS0)_2TX	-	-	-	-	-	-	-	-	-	-
#5290MHz,5530MHz	Pass	Inf	83M	75.762M	83.5M	75.662M				
802.11ac VHT80+80_Nss1,(MCS0)_2TX	-	-	-	-	-	-	-	-	-	-
5290MHz,#5530MHz	Pass	Inf					83.8M	75.862M	84.3M	75.962M
802.11ac VHT80+80_Nss1,(MCS0)_4TX	-	-	-	-	-	-	-	-	-	-
#5530MHz,#5610MHz	Pass	Inf	83.7M	75.712M	83.85M	76.012M	83.25M	76.012M	84.45M	75.862M

Port X-N dB = Port X 6dB down bandwidth for 5.725-5.85GHz band / 26dB down bandwidth for other band

Port X-OBW = Port X 99% occupied bandwidth;





Summary

Mode	Max-N dB (Hz)	Max-OBW (Hz)	ITU-Code	Min-N dB (Hz)	Min-OBW (Hz)
802.11ac VHT20-BF_Nss1,(MCS0)_4TX	-	-	-	-	-
5.25-5.35GHz	20.675M	17.741M	17M7D1D	19.05M	17.341M
5.47-5.725GHz	20.65M	17.741M	17M7D1D	18.9M	17.441M
802.11ac VHT40-BF_Nss1,(MCS0)_4TX	-	-	-	-	-
5.25-5.35GHz	39.5M	35.982M	36M0D1D	38.65M	35.832M
5.47-5.725GHz	39.75M	36.032M	36M0D1D	38.1M	35.382M
802.11ac VHT80-BF_Nss1,(MCS0)_4TX	-	-	-	-	-
5.25-5.35GHz	82.1M	75.862M	75M9D1D	81.1M	75.562M
5.47-5.725GHz	83.7M	76.462M	76M5D1D	79.7M	75.562M

Max-N dB = Maximum 6dB down bandwidth for 5.725-5.85GHz band / Maximum 26dB down bandwidth for other band;

Max-OBW = Maximum 99% occupied bandwidth;

Min-N dB = Minimum 6dB down bandwidth for 5.725-5.85GHz band / Maximum 26dB down bandwidth for other band;

Min-OBW = Minimum 99% occupied bandwidth;

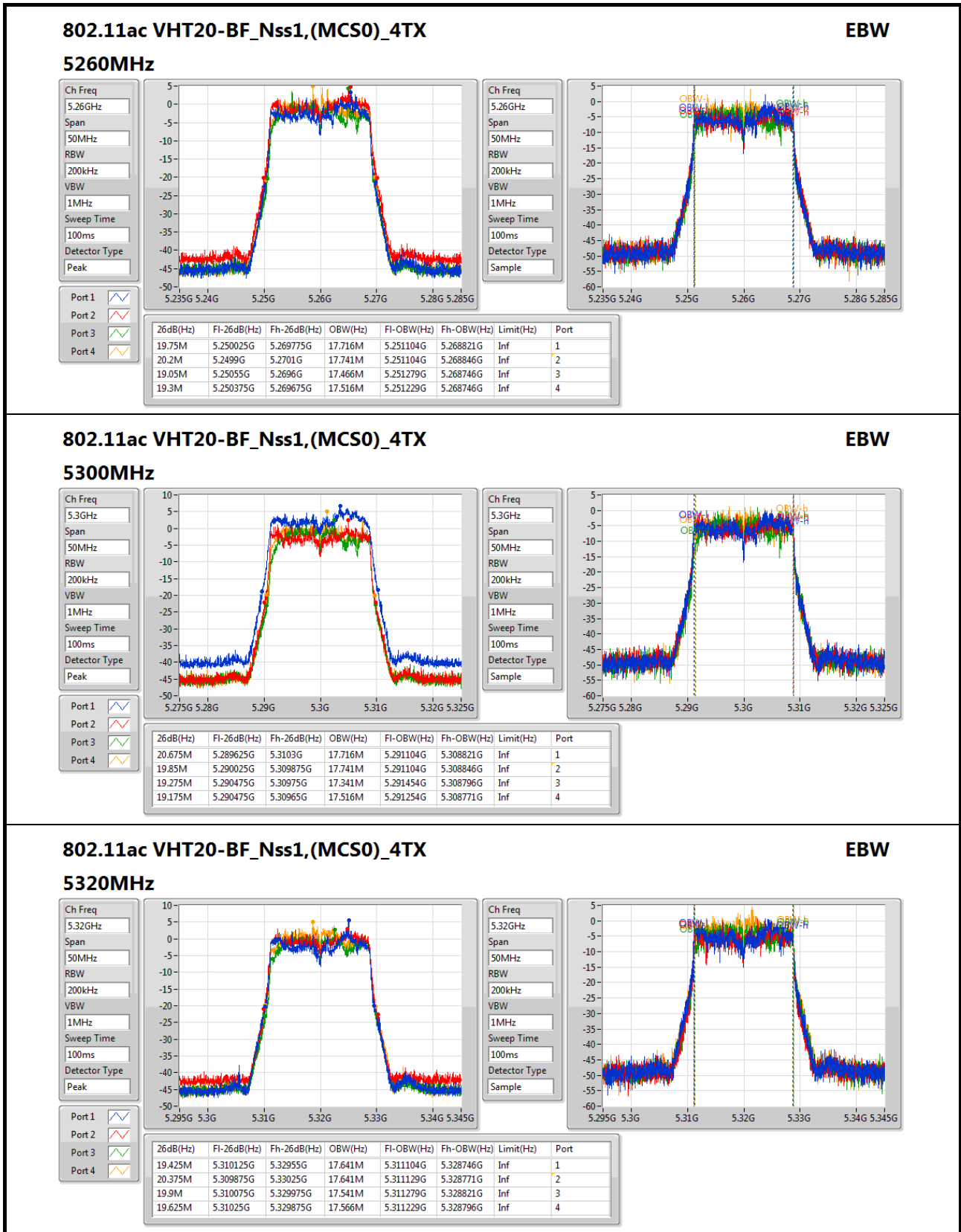


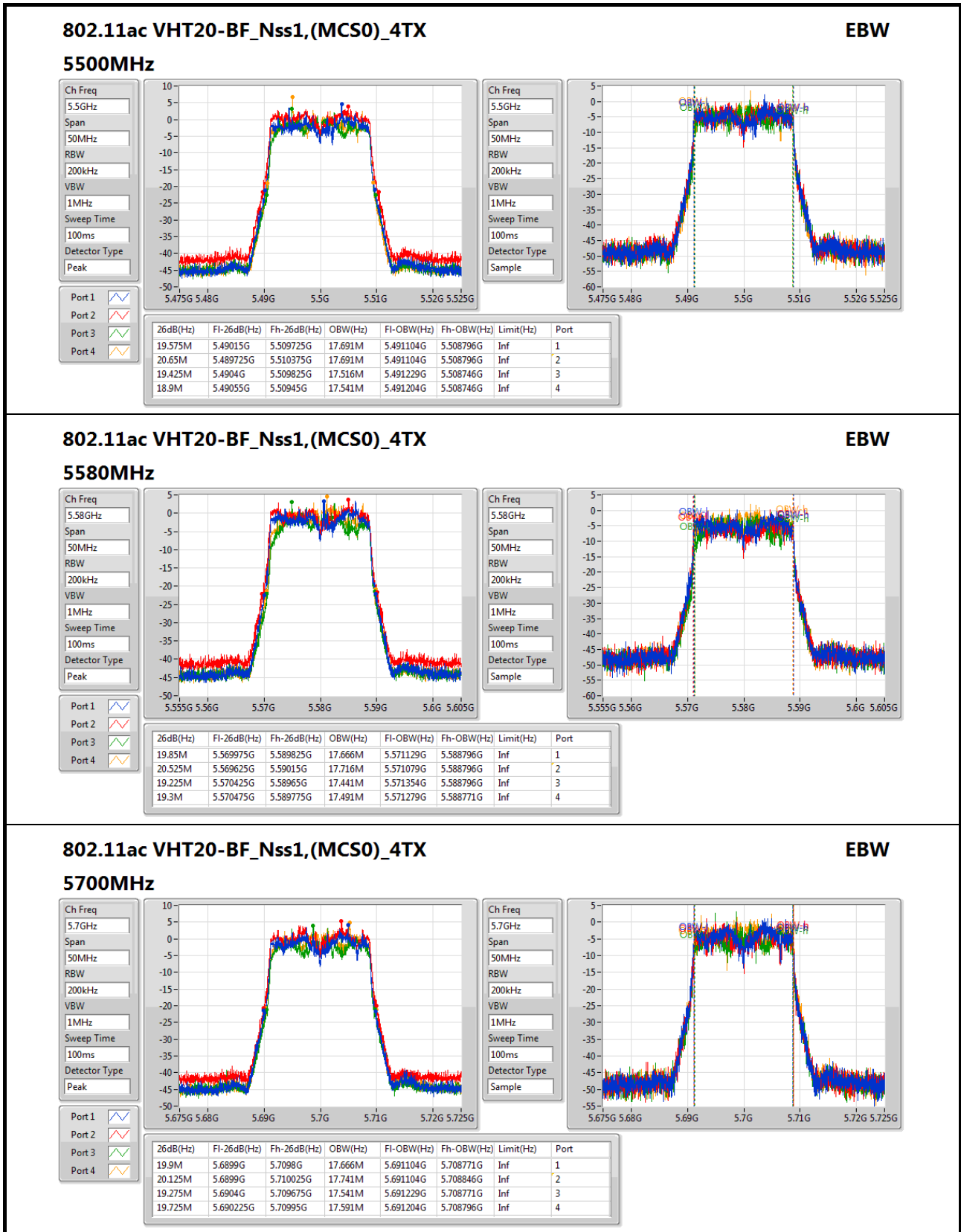
Result

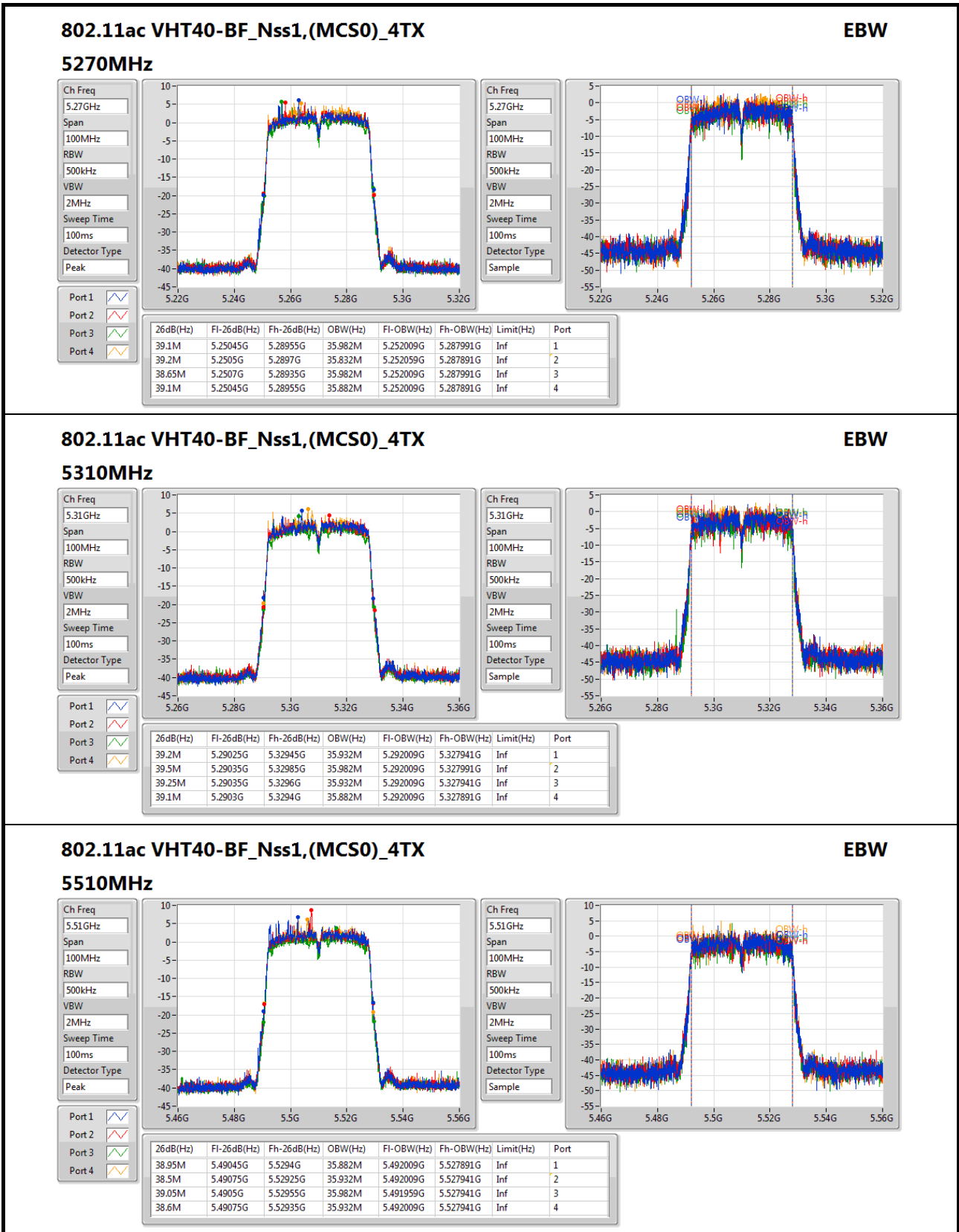
Mode	Result	Limit (Hz)	Port 1-N dB (Hz)	Port 1-OBW (Hz)	Port 2-N dB (Hz)	Port 2-OBW (Hz)	Port 3-N dB (Hz)	Port 3-OBW (Hz)	Port 4-N dB (Hz)	Port 4-OBW (Hz)
802.11ac VHT20-BF_Nss1,(MCS0)_4TX	-	-	-	-	-	-	-	-	-	-
5260MHz	Pass	Inf	19.75M	17.716M	20.2M	17.741M	19.05M	17.466M	19.3M	17.516M
5300MHz	Pass	Inf	20.675M	17.716M	19.85M	17.741M	19.275M	17.341M	19.175M	17.516M
5320MHz	Pass	Inf	19.425M	17.641M	20.375M	17.641M	19.9M	17.541M	19.625M	17.566M
5500MHz	Pass	Inf	19.575M	17.691M	20.65M	17.691M	19.425M	17.516M	18.9M	17.541M
5580MHz	Pass	Inf	19.85M	17.666M	20.525M	17.716M	19.225M	17.441M	19.3M	17.491M
5700MHz	Pass	Inf	19.9M	17.666M	20.125M	17.741M	19.275M	17.541M	19.725M	17.591M
802.11ac VHT40-BF_Nss1,(MCS0)_4TX	-	-	-	-	-	-	-	-	-	-
5270MHz	Pass	Inf	39.1M	35.982M	39.2M	35.832M	38.65M	35.982M	39.1M	35.882M
5310MHz	Pass	Inf	39.2M	35.932M	39.5M	35.982M	39.25M	35.932M	39.1M	35.882M
5510MHz	Pass	Inf	38.95M	35.882M	38.5M	35.932M	39.05M	35.982M	38.6M	35.932M
5550MHz	Pass	Inf	39.4M	35.932M	39.75M	35.932M	38.7M	35.982M	39.2M	35.932M
5670MHz	Pass	Inf	39.05M	36.032M	38.1M	35.982M	38.95M	35.982M	38.8M	35.382M
802.11ac VHT80-BF_Nss1,(MCS0)_4TX	-	-	-	-	-	-	-	-	-	-
5290MHz	Pass	Inf	81.4M	75.862M	82.1M	75.562M	81.3M	75.562M	81.1M	75.762M
5530MHz	Pass	Inf	83.7M	76.462M	81.9M	75.662M	81.8M	75.562M	80.9M	75.762M
5610MHz	Pass	Inf	80.9M	75.762M	81.6M	75.762M	79.7M	75.762M	81.8M	75.662M

Port X-N dB = Port X 6dB down bandwidth for 5.725-5.85GHz band / 26dB down bandwidth for other band

Port X-OBW = Port X 99% occupied bandwidth;





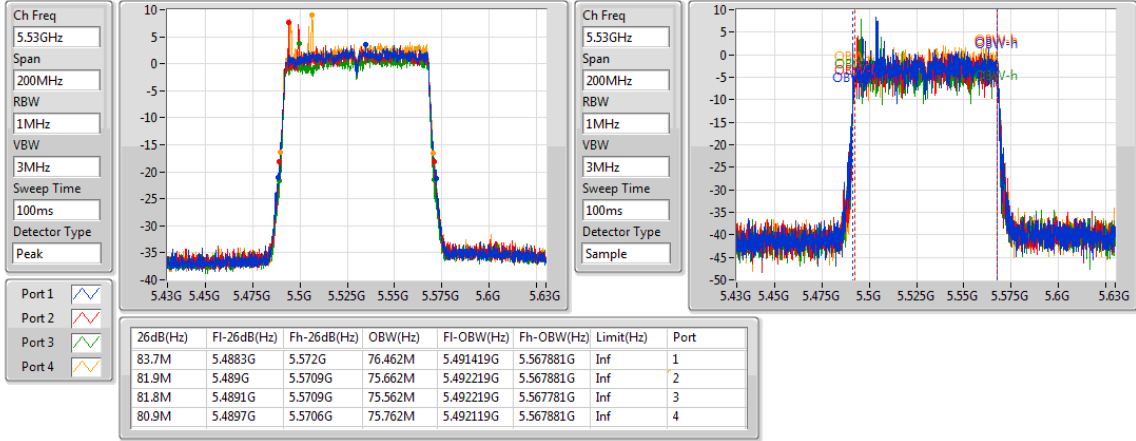




802.11ac VHT80-BF_Nss1,(MCS0)_4TX

EBW

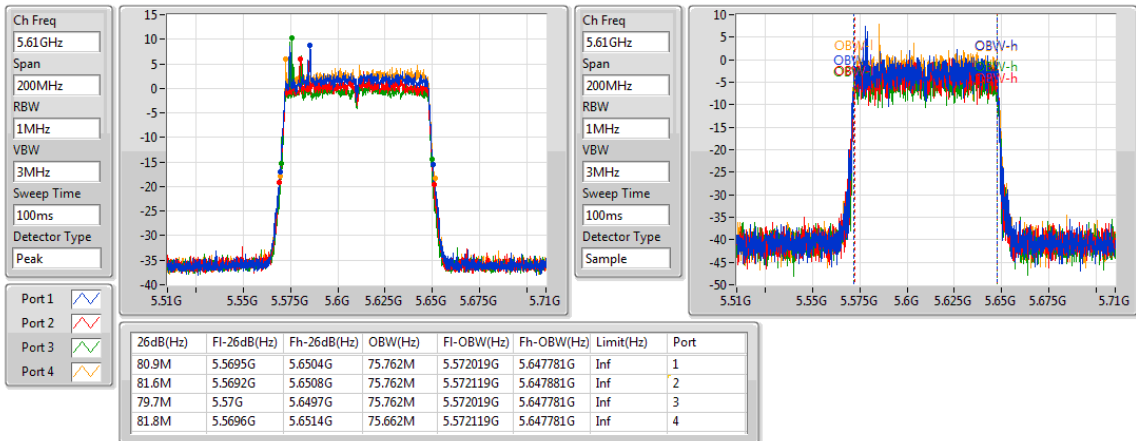
5530MHz



802.11ac VHT80-BF_Nss1,(MCS0)_4TX

EBW

5610MHz





Summary

Mode	Max-N dB (Hz)	Max-OBW (Hz)	ITU-Code	Min-N dB (Hz)	Min-OBW (Hz)
802.11ac VHT80+80-BF_Nss1,(MCS0)_2TX	-	-	-	-	-
5.25-5.35GHz	85.4M	75.562M	75M6D1D	81.6M	75.562M
802.11ac VHT80+80-BF_Nss1,(MCS0)_2TX	-	-	-	-	-
5.47-5.725GHz	83.7M	76.362M	76M4D1D	82.2M	74.363M
802.11ac VHT80+80-BF_Nss1,(MCS0)_4TX	-	-	-	-	-
5.47-5.725GHz	158.4M	141.829M	142MD1D	80.4M	75.712M

Max-N dB = Maximum 6dB down bandwidth for 5.725-5.85GHz band / Maximum 26dB down bandwidth for other band;

Max-OBW = Maximum 99% occupied bandwidth;

Min-N dB = Minimum 6dB down bandwidth for 5.725-5.85GHz band / Maximum 26dB down bandwidth for other band;

Min-OBW = Minimum 99% occupied bandwidth;

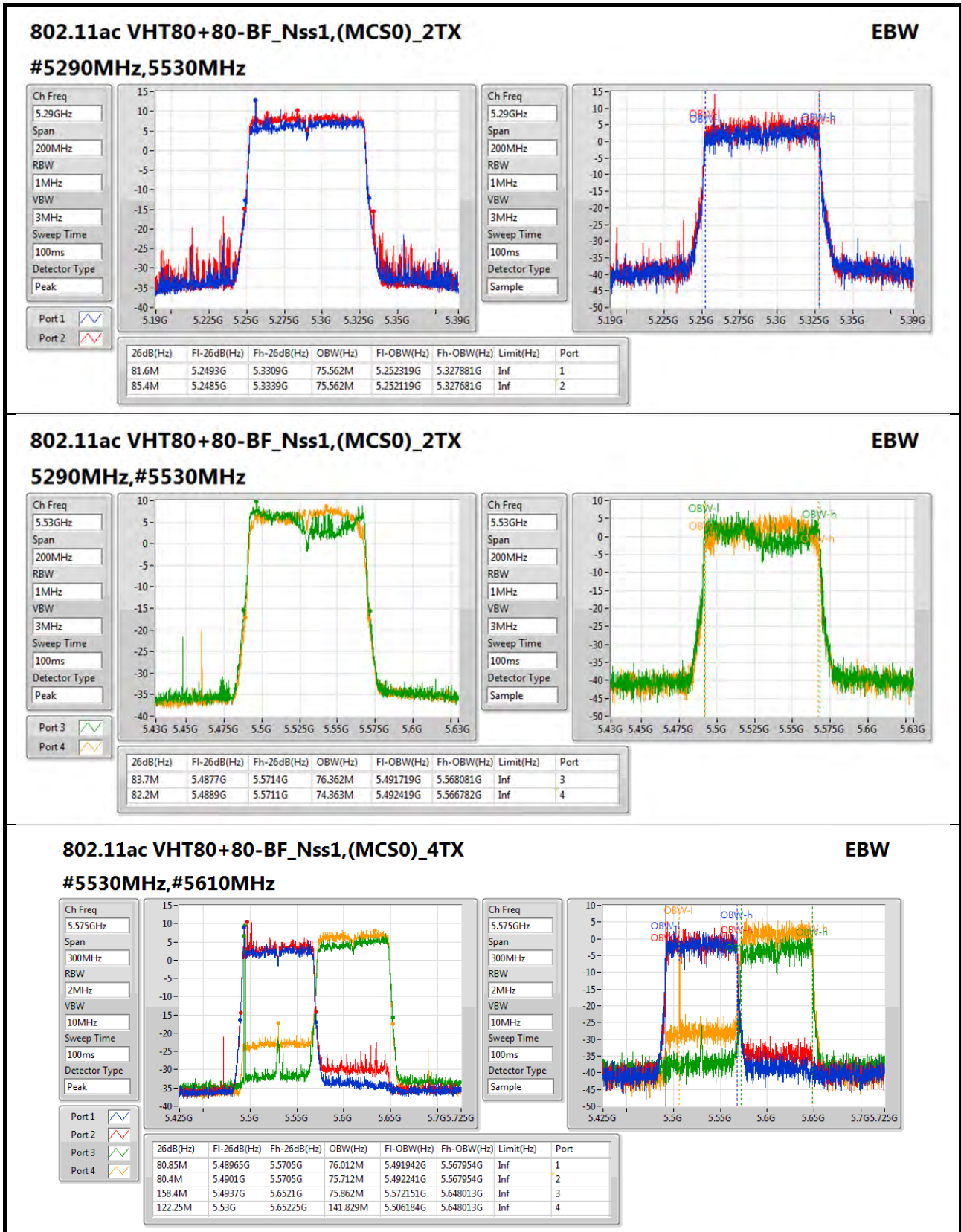


Result

Mode	Result	Limit (Hz)	Port 1-N dB (Hz)	Port 1-OBW (Hz)	Port 2-N dB (Hz)	Port 2-OBW (Hz)	Port 3-N dB (Hz)	Port 3-OBW (Hz)	Port 4-N dB (Hz)	Port 4-OBW (Hz)
802.11ac VHT80+80-BF_Nss1,(MCS0)_2TX	-	-	-	-	-	-	-	-	-	-
#5290MHz,5530MHz	Pass	Inf	81.6M	75.562M	85.4M	75.562M				
802.11ac VHT80+80-BF_Nss1,(MCS0)_2TX	-	-	-	-	-	-	-	-	-	-
5290MHz,#5530MHz	Pass	Inf					83.7M	76.362M	82.2M	74.363M
802.11ac VHT80+80-BF_Nss1,(MCS0)_4TX	-	-	-	-	-	-	-	-	-	-
#5530MHz,#5610MHz	Pass	Inf	80.85M	76.012M	80.4M	75.712M	158.4M	75.862M	122.25M	141.829M

Port X-N dB = Port X 6dB down bandwidth for 5.725-5.85GHz band / 26dB down bandwidth for other band

Port X-OBW = Port X 99% occupied bandwidth;





Summary

Mode	Total Power (dBm)	Total Power (W)	EIRP (dBm)	EIRP (W)
802.11a_Nss1,(6Mbps)_4TX	-	-	-	-
5.25-5.35GHz	18.82	0.07621	24.93	0.31117
5.47-5.725GHz	18.25	0.06683	24.36	0.27290
802.11ac VHT20_Nss1,(MCS0)_4TX	-	-	-	-
5.25-5.35GHz	18.71	0.07430	24.82	0.30339
5.47-5.725GHz	18.17	0.06561	24.28	0.26792
802.11ac VHT40_Nss1,(MCS0)_4TX	-	-	-	-
5.25-5.35GHz	21.28	0.13428	27.39	0.54828
5.47-5.725GHz	21.33	0.13583	27.44	0.55463
802.11ac VHT80_Nss1,(MCS0)_4TX	-	-	-	-
5.25-5.35GHz	22.43	0.17498	28.54	0.71450
5.47-5.725GHz	23.59	0.22856	29.70	0.93325



Result

Mode	Result	DG (dBi)	Port 1 (dBm)	Port 2 (dBm)	Port 3 (dBm)	Port 4 (dBm)	Total Power (dBm)	Power Limit (dBm)	EIRP (dBm)	EIRP Limit (dBm)
802.11a_Nss1,(6Mbps)_4TX	-	-	-	-	-	-	-	-	-	-
5260MHz	Pass	6.11	12.42	12.50	11.81	12.53	18.35	23.76	24.46	29.87
5300MHz	Pass	6.11	12.84	12.86	12.30	13.16	18.82	23.78	24.93	29.89
5320MHz	Pass	6.11	12.50	12.62	12.10	12.55	18.47	23.78	24.58	29.89
5500MHz	Pass	6.11	11.99	12.50	12.15	12.28	18.25	23.72	24.36	29.83
5580MHz	Pass	6.11	11.39	12.08	11.82	11.82	17.81	23.69	23.92	29.80
5700MHz	Pass	6.11	11.71	11.59	11.81	11.53	17.68	23.73	23.79	29.84
802.11ac VHT20_Nss1,(MCS0)_4TX	-	-	-	-	-	-	-	-	-	-
5260MHz	Pass	6.11	12.32	12.40	11.77	12.40	18.25	23.87	24.36	30.00
5300MHz	Pass	6.11	12.69	13.08	12.09	12.85	18.71	23.87	24.82	30.00
5320MHz	Pass	6.11	12.38	12.70	12.03	12.25	18.37	23.87	24.48	30.00
5500MHz	Pass	6.11	11.80	12.37	12.08	12.04	18.10	23.87	24.21	30.00
5580MHz	Pass	6.11	11.80	12.45	12.13	12.19	18.17	23.87	24.28	30.00
5700MHz	Pass	6.11	12.23	11.99	12.05	11.99	18.09	23.87	24.20	30.00
802.11ac VHT40_Nss1,(MCS0)_4TX	-	-	-	-	-	-	-	-	-	-
5270MHz	Pass	6.11	15.22	15.38	14.73	15.66	21.28	23.87	27.39	30.00
5310MHz	Pass	6.11	15.17	15.46	14.61	15.35	21.18	23.87	27.29	30.00
5510MHz	Pass	6.11	14.75	15.20	14.90	14.97	20.98	23.87	27.09	30.00
5550MHz	Pass	6.11	14.94	15.48	15.51	15.28	21.33	23.87	27.44	30.00
5670MHz	Pass	6.11	14.98	15.21	15.29	15.01	21.15	23.87	27.26	30.00
802.11ac VHT80_Nss1,(MCS0)_4TX	-	-	-	-	-	-	-	-	-	-
5290MHz	Pass	6.11	16.05	16.78	15.94	16.78	22.43	23.87	28.54	30.00
5530MHz	Pass	6.11	16.17	16.97	16.71	16.60	22.64	23.87	28.75	30.00
5610MHz	Pass	6.11	17.40	17.39	17.72	17.77	23.59	23.87	29.70	30.00

DG = Directional Gain; Port X = Port X output power



Summary

Mode	Total Power (dBm)	Total Power (W)	EIRP (dBm)	EIRP (W)
802.11ac VHT80+80_Nss1,(MCS0)_2TX	-	-	-	-
5.25-5.35GHz	21.13	0.12972	27.24	0.52966
802.11ac VHT80+80_Nss1,(MCS0)_2TX	-	-	-	-
5.47-5.725GHz	22.35	0.17179	28.46	0.70146
802.11ac VHT80+80_Nss1,(MCS0)_4TX	-	-	-	-
5.47-5.725GHz	23.57	0.22751	29.68	0.92897



Result

Mode	Result	DG (dBi)	Total Power (dBm)	Power Limit (dBm)	EIRP (dBm)	EIRP Limit (dBm)	Port 1 (dBm)	Port 2 (dBm)	Port 3 (dBm)	Port 4 (dBm)
802.11ac VHT80+80_Nss1,(MCS0)_2TX #5290MHz,5530MHz	-	-	-	-	-	-	-	-	-	-
802.11ac VHT80+80_Nss1,(MCS0)_2TX 5290MHz,#5530MHz	Pass	6.11	21.13	23.87	27.24	30.00	18.25	17.98		
802.11ac VHT80+80_Nss1,(MCS0)_4TX #5530MHz,#5610MHz	-	-	-	-	-	-	-	-	-	-
802.11ac VHT80+80_Nss1,(MCS0)_4TX #5530MHz,#5610MHz	Pass	6.11	22.35	23.87	28.46	30.00			19.33	19.34
802.11ac VHT80+80_Nss1,(MCS0)_4TX #5530MHz,#5610MHz	-	-	-	-	-	-	-	-	-	-
802.11ac VHT80+80_Nss1,(MCS0)_4TX #5530MHz,#5610MHz	Pass	6.11	23.57	23.87	29.68	30.00	17.67	18.19	17.02	17.24

DG = Directional Gain;Port X = Port X output power



Summary

Mode	Total Power (dBm)	Total Power (W)	EIRP (dBm)	EIRP (W)
802.11ac VHT20-BF_Nss1,(MCS0)_4TX	-	-	-	-
5.25-5.35GHz	17.66	0.05834	29.41	0.87297
5.47-5.725GHz	17.52	0.05649	29.27	0.84528
802.11ac VHT40-BF_Nss1,(MCS0)_4TX	-	-	-	-
5.25-5.35GHz	18.21	0.06622	29.96	0.99083
5.47-5.725GHz	18.14	0.06516	29.89	0.97499
802.11ac VHT80-BF_Nss1,(MCS0)_4TX	-	-	-	-
5.25-5.35GHz	17.85	0.06095	29.60	0.91201
5.47-5.725GHz	18.17	0.06561	29.91	0.97949



Result

Mode	Result	DG (dBi)	Port 1 (dBm)	Port 2 (dBm)	Port 3 (dBm)	Port 4 (dBm)	Total Power (dBm)	Power Limit (dBm)	EIRP (dBm)	EIRP Limit (dBm)
802.11ac VHT20-BF_Nss1,(MCS0)_4TX	-	-	-	-	-	-	-	-	-	-
5260MHz	Pass	11.75	10.85	11.07	11.37	12.14	17.41	17.67	29.16	29.42
5300MHz	Pass	11.75	10.77	10.57	11.44	11.86	17.21	17.64	28.96	29.39
5320MHz	Pass	11.75	11.28	10.80	11.84	12.46	17.66	17.69	29.41	29.44
5500MHz	Pass	11.75	11.44	11.60	10.85	11.78	17.45	17.68	29.20	29.43
5580MHz	Pass	11.75	11.14	11.24	11.21	11.86	17.39	17.67	29.14	29.42
5700MHz	Pass	11.75	11.81	11.11	10.76	12.18	17.52	17.69	29.27	29.44
802.11ac VHT40-BF_Nss1,(MCS0)_4TX	-	-	-	-	-	-	-	-	-	-
5270MHz	Pass	11.75	12.03	12.11	11.34	13.09	18.21	18.23	29.96	30.00
5310MHz	Pass	11.75	11.99	12.04	11.06	12.83	18.05	18.23	29.80	30.00
5510MHz	Pass	11.75	11.68	11.44	11.60	12.85	17.95	18.23	29.70	30.00
5550MHz	Pass	11.75	12.25	11.60	10.71	12.72	17.90	18.23	29.65	30.00
5670MHz	Pass	11.75	12.42	12.11	11.08	12.71	18.14	18.23	29.89	30.00
802.11ac VHT80-BF_Nss1,(MCS0)_4TX	-	-	-	-	-	-	-	-	-	-
5290MHz	Pass	11.75	11.50	11.64	11.67	12.45	17.85	18.23	29.60	30.00
5530MHz	Pass	11.75	12.24	11.74	10.82	12.97	18.03	18.23	29.78	30.00
5610MHz	Pass	11.75	12.19	12.23	10.97	12.96	18.17	18.23	29.91	30.00

DG = Directional Gain; Port X = Port X output power



Summary

Mode	Total Power (dBm)	Total Power (W)	EIRP (dBm)	EIRP (W)
802.11ac VHT80+80-BF_Nss1,(MCS0)_2TX	-	-	-	-
5.25-5.35GHz	20.98	0.12531	29.87	0.97051
802.11ac VHT80+80-BF_Nss1,(MCS0)_2TX	-	-	-	-
5.47-5.725GHz	19.55	0.09016	28.13	0.65013
802.11ac VHT80+80-BF_Nss1,(MCS0)_4TX	-	-	-	-
5.47-5.725GHz	18.21	0.06622	29.96	0.99083



Result

Mode	Result	DG (dBi)	Total Power (dBm)	Power Limit (dBm)	EIRP (dBm)	EIRP Limit (dBm)	Port 1 (dBm)	Port 2 (dBm)	Port 3 (dBm)	Port 4 (dBm)
802.11ac VHT80+80-BF_Nss1,(MCS0)_2TX	-	-	-	-	-	-	-	-	-	-
#5290MHz,5530MHz	Pass	8.89	20.98	21.09	29.87	30.00	17.00	18.76		
802.11ac VHT80+80-BF_Nss1,(MCS0)_2TX	-	-	-	-	-	-	-	-	-	-
5290MHz,#5530MHz	Pass	8.58	19.55	21.40	28.13	30.00			16.01	17.01
802.11ac VHT80+80-BF_Nss1,(MCS0)_4TX	-	-	-	-	-	-	-	-	-	-
#5530MHz,#5610MHz	Pass	11.75	18.21	18.23	29.96	30.00	12.21	12.92	10.83	12.51

DG = Directional Gain; **Port X** = Port X output power



Summary

Mode	PD (dBm/RBW)	EIRP PD (dBm/RBW)
802.11a_Nss1,(6Mbps)_4TX	-	-
5.25-5.35GHz	5.24	16.99
5.47-5.725GHz	5.16	16.91
802.11ac VHT20_Nss1,(MCS0)_4TX	-	-
5.25-5.35GHz	5.20	16.95
5.47-5.725GHz	5.19	16.94
802.11ac VHT40_Nss1,(MCS0)_4TX	-	-
5.25-5.35GHz	5.15	16.90
5.47-5.725GHz	5.19	16.94
802.11ac VHT80_Nss1,(MCS0)_4TX	-	-
5.25-5.35GHz	3.14	14.89
5.47-5.725GHz	4.13	15.88

RBW = 500kHz for 5.725-5.85GHz band / 1MHz for other band;

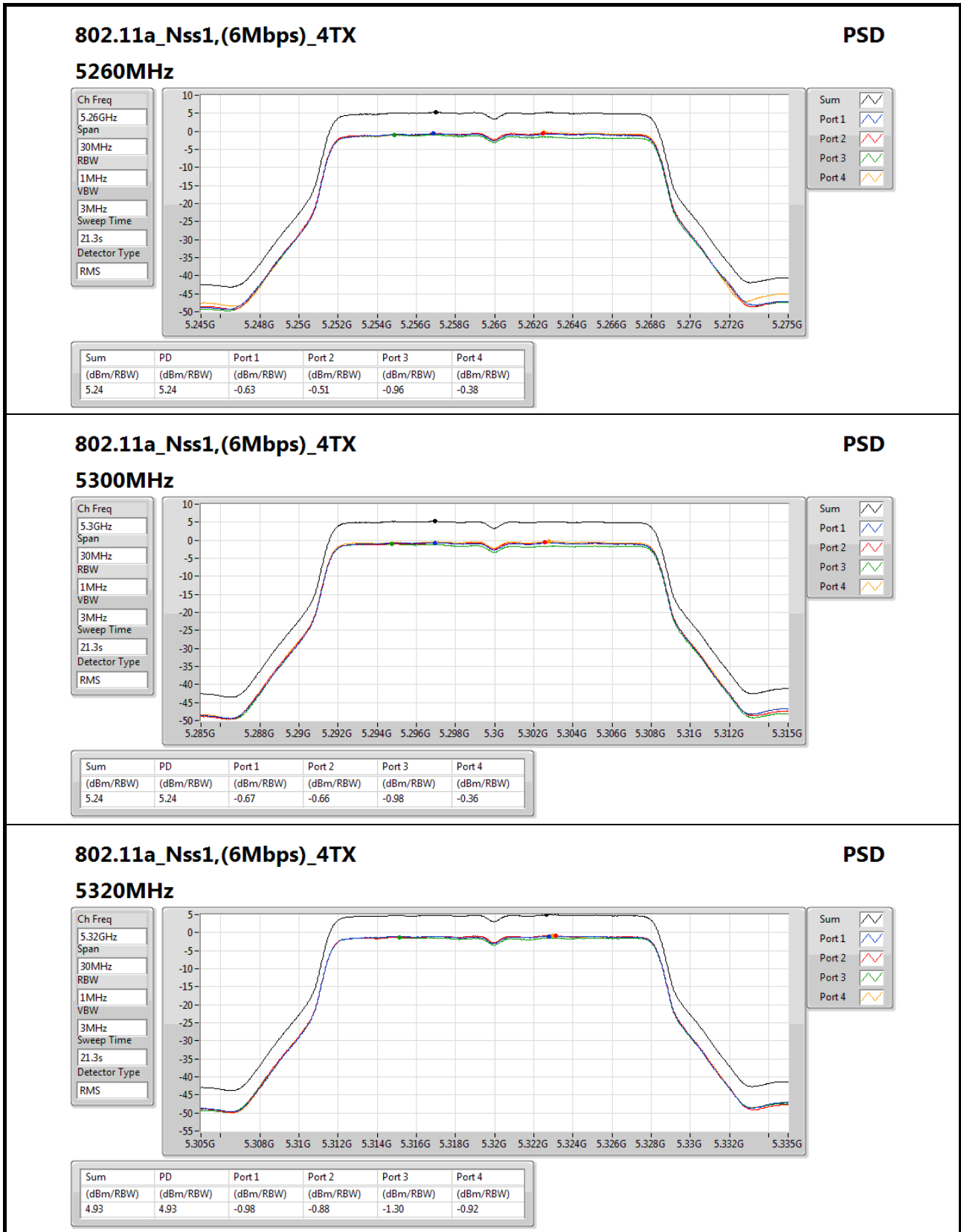


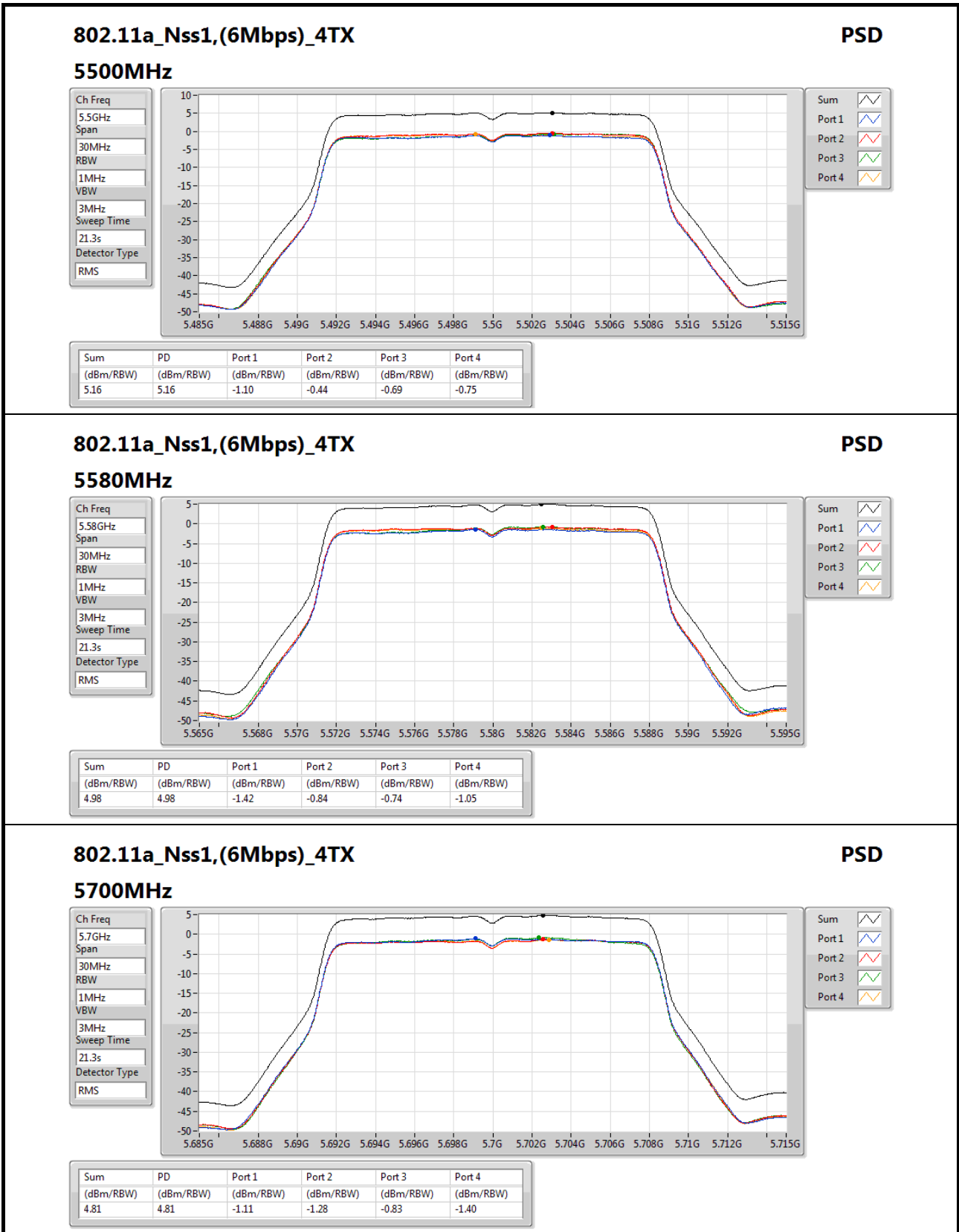
Result

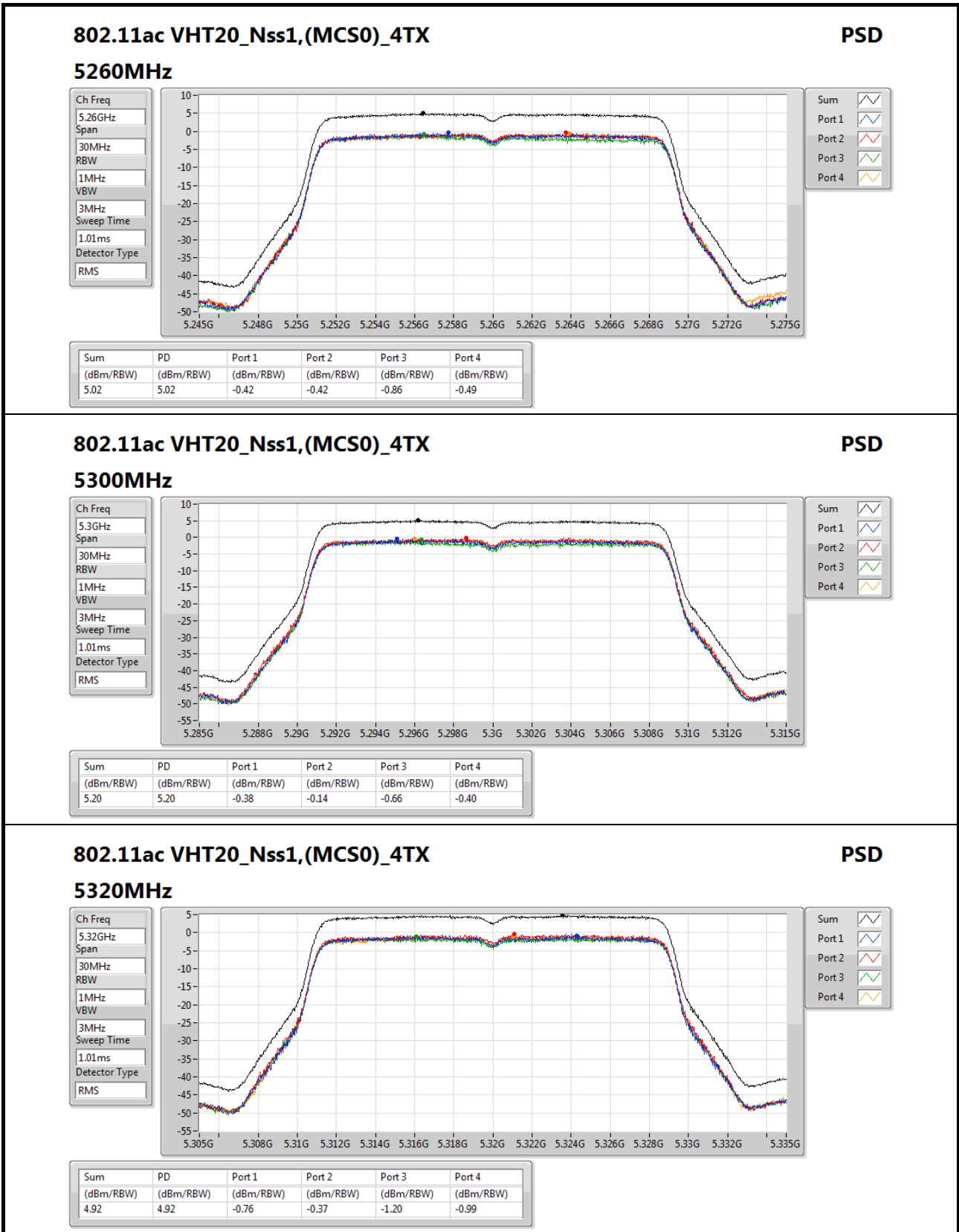
Mode	Result	DG (dBi)	Port 1 (dBm/RBW)	Port 2 (dBm/RBW)	Port 3 (dBm/RBW)	Port 4 (dBm/RBW)	PD (dBm/RBW)	PD Limit (dBm/RBW)	EIRP PD (dBm/RBW)	EIRP PD Limit (dBm/RBW)
802.11a_Nss1,(6Mbps)_4TX	-	-	-	-	-	-	-	-	-	-
5260MHz	Pass	11.75	-0.63	-0.51	-0.96	-0.38	5.24	5.25	16.99	Inf
5300MHz	Pass	11.75	-0.67	-0.66	-0.98	-0.36	5.24	5.25	16.99	Inf
5320MHz	Pass	11.75	-0.98	-0.88	-1.30	-0.92	4.93	5.25	16.68	Inf
5500MHz	Pass	11.75	-1.10	-0.44	-0.69	-0.75	5.16	5.25	16.91	Inf
5580MHz	Pass	11.75	-1.42	-0.84	-0.74	-1.05	4.98	5.25	16.73	Inf
5700MHz	Pass	11.75	-1.11	-1.28	-0.83	-1.40	4.81	5.25	16.56	Inf
802.11ac VHT20_Nss1,(MCS0)_4TX	-	-	-	-	-	-	-	-	-	-
5260MHz	Pass	11.75	-0.42	-0.42	-0.86	-0.49	5.02	5.25	16.77	Inf
5300MHz	Pass	11.75	-0.38	-0.14	-0.66	-0.40	5.20	5.25	16.95	Inf
5320MHz	Pass	11.75	-0.76	-0.37	-1.20	-0.99	4.92	5.25	16.67	Inf
5500MHz	Pass	11.75	-1.15	-0.14	-0.64	-0.87	4.92	5.25	16.67	Inf
5580MHz	Pass	11.75	-0.56	-0.36	-0.35	-0.44	5.19	5.25	16.94	Inf
5700MHz	Pass	11.75	-0.50	-0.67	-0.22	-0.81	5.02	5.25	16.77	Inf
802.11ac VHT40_Nss1,(MCS0)_4TX	-	-	-	-	-	-	-	-	-	-
5270MHz	Pass	11.75	-0.84	-0.76	-1.15	-0.55	5.06	5.25	16.81	Inf
5310MHz	Pass	11.75	-0.92	-0.57	-1.16	-0.63	5.15	5.25	16.90	Inf
5510MHz	Pass	11.75	-1.20	-0.70	-0.60	-1.06	5.03	5.25	16.78	Inf
5550MHz	Pass	11.75	-1.19	-0.74	-0.44	-0.74	5.19	5.25	16.94	Inf
5670MHz	Pass	11.75	-1.23	-1.09	-0.59	-1.30	4.89	5.25	16.64	Inf
802.11ac VHT80_Nss1,(MCS0)_4TX	-	-	-	-	-	-	-	-	-	-
5290MHz	Pass	11.75	-3.08	-2.58	-2.98	-2.48	3.14	5.25	14.89	Inf
5530MHz	Pass	11.75	-3.16	-2.42	-2.41	-2.87	3.22	5.25	14.97	Inf
5610MHz	Pass	11.75	-2.11	-2.09	-1.48	-1.74	4.13	5.25	15.88	Inf

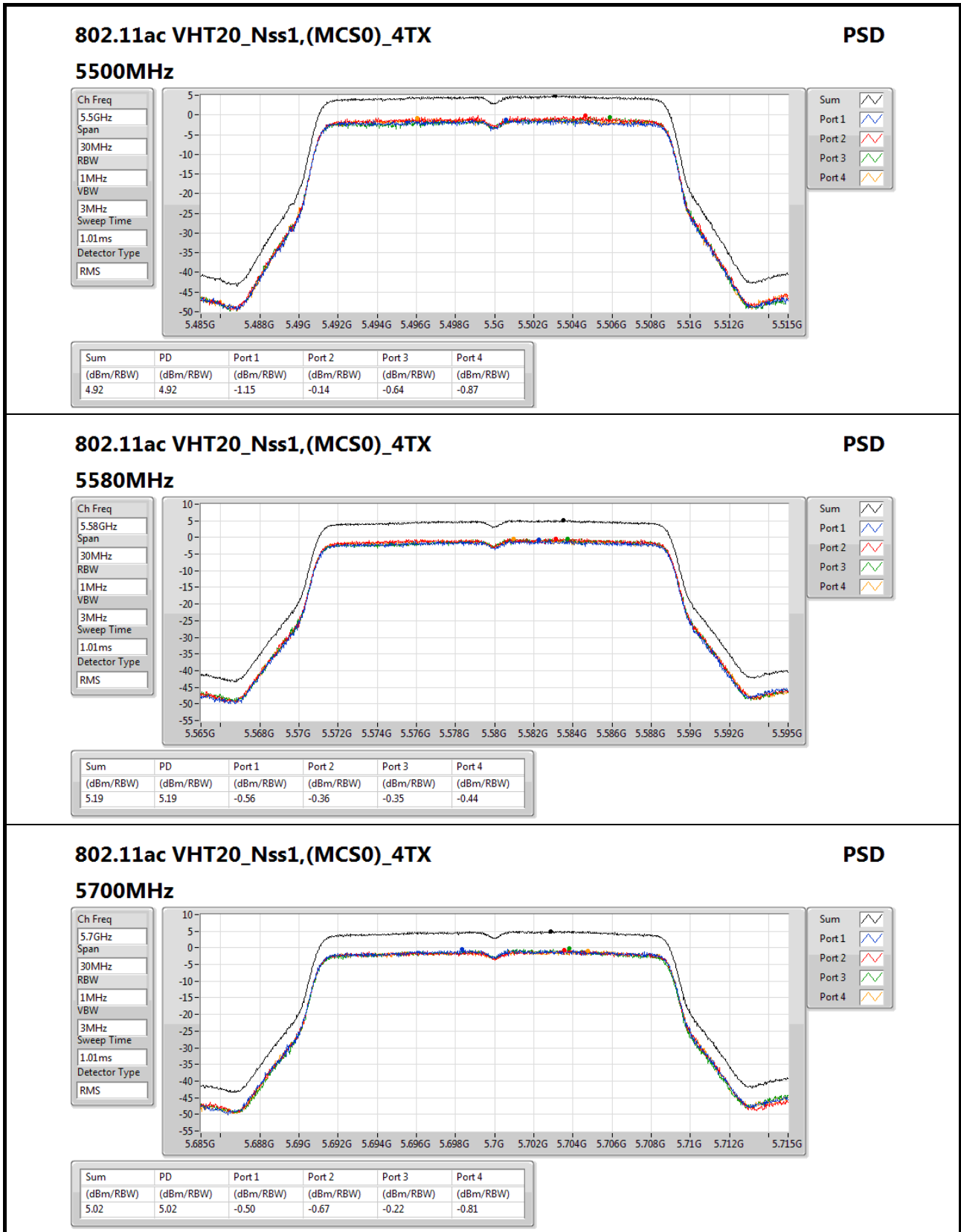
DG = Directional Gain; RBW = 500kHz for 5.725-5.85GHz band / 1MHz for other band;

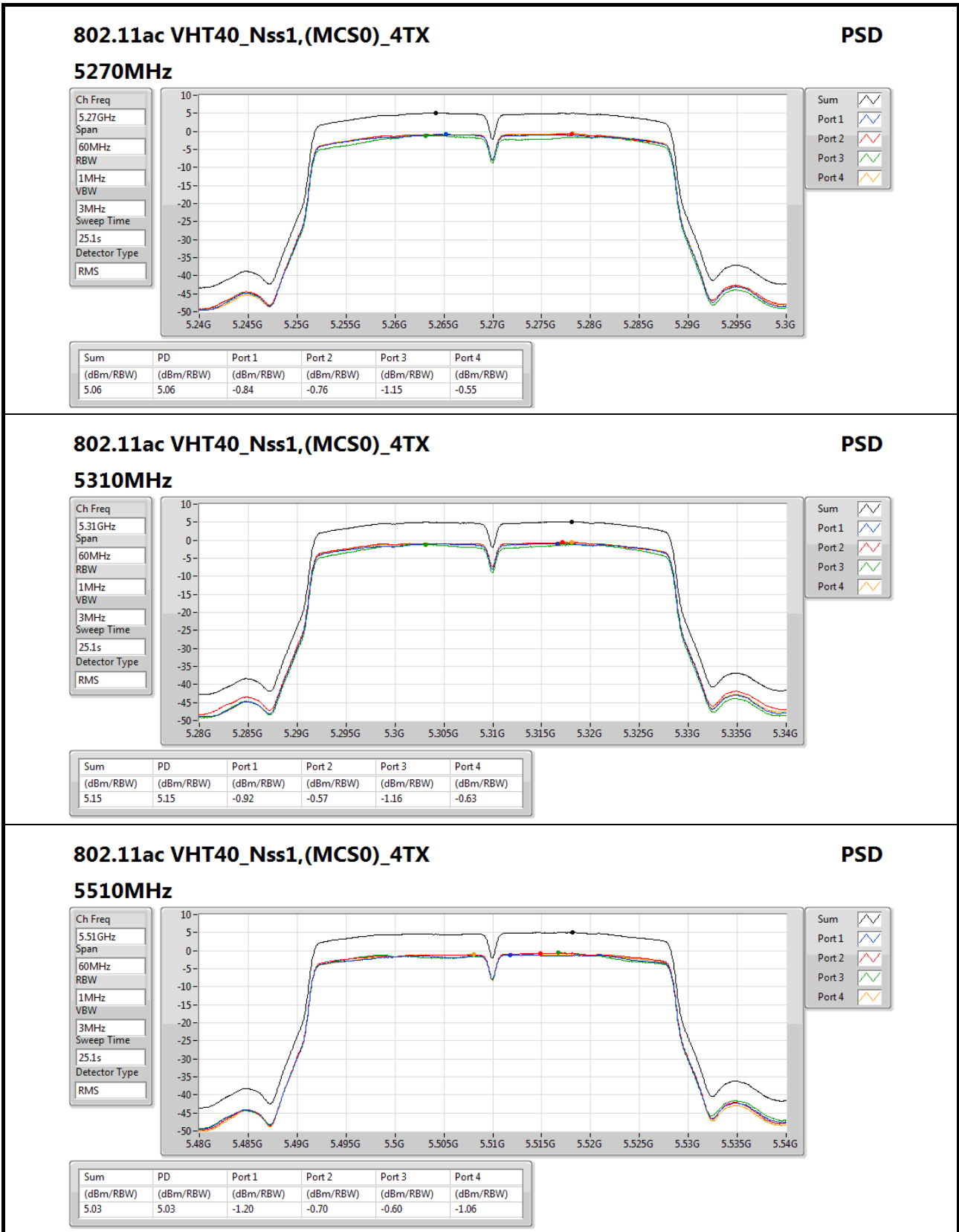
PD = trace bin-by-bin of each transmits port summing can be performed maximum power density; Port X = Port Xpower density;

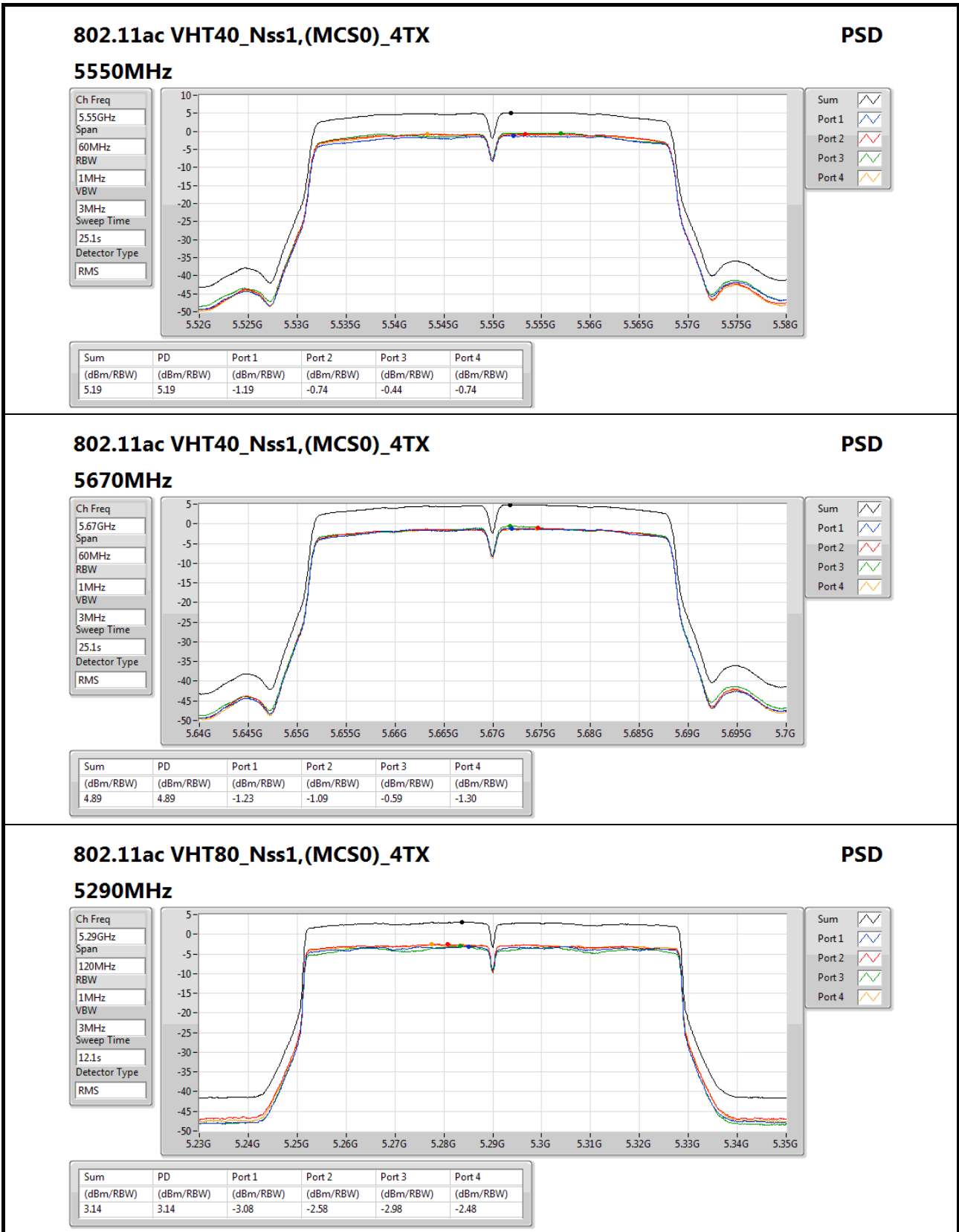








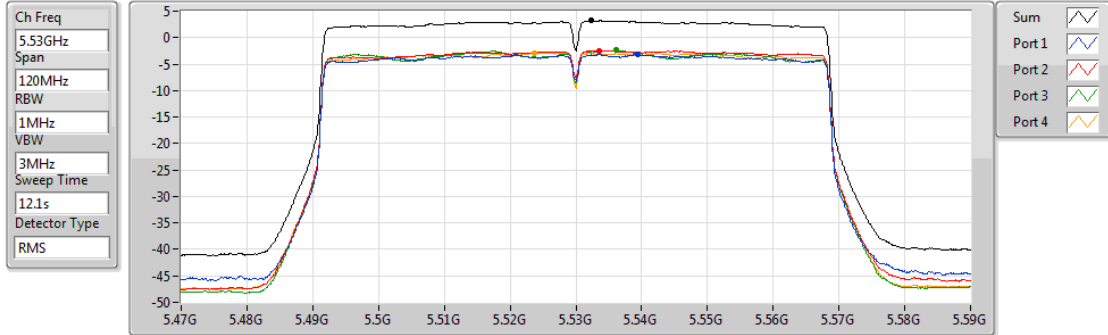




802.11ac VHT80_Nss1,(MCS0)_4TX

PSD

5530MHz

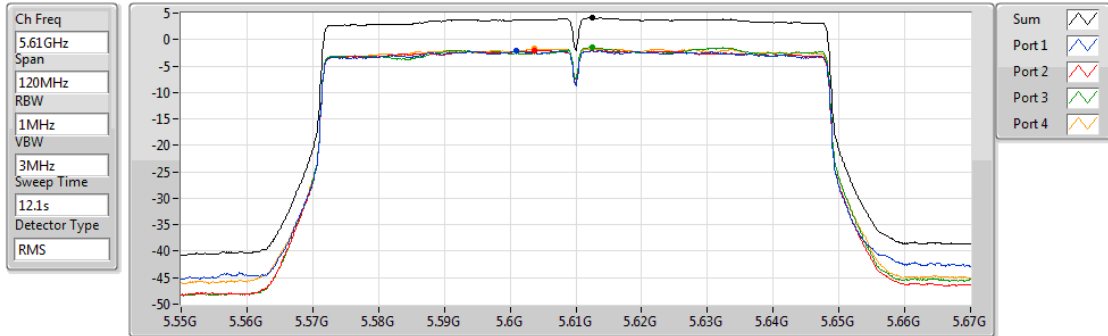


Sum	PD	Port 1	Port 2	Port 3	Port 4
(dBm/RBW)	(dBm/RBW)	(dBm/RBW)	(dBm/RBW)	(dBm/RBW)	(dBm/RBW)
3.22	3.22	-3.16	-2.42	-2.41	-2.87

802.11ac VHT80_Nss1,(MCS0)_4TX

PSD

5610MHz



Sum	PD	Port 1	Port 2	Port 3	Port 4
(dBm/RBW)	(dBm/RBW)	(dBm/RBW)	(dBm/RBW)	(dBm/RBW)	(dBm/RBW)
4.13	4.13	-2.11	-2.09	-1.48	-1.74



Summary

Mode	PD (dBm/RBW)	EIRP PD (dBm/RBW)
802.11ac VHT80+80_Nss1,(MCS0)_2TX 5.25-5.35GHz	- 2.60	- 11.49
802.11ac VHT80+80_Nss1,(MCS0)_2TX 5.47-5.725GHz	- 3.52	- 12.10
802.11ac VHT80+80_Nss1,(MCS0)_4TX 5.47-5.725GHz	- 1.95	- 10.70

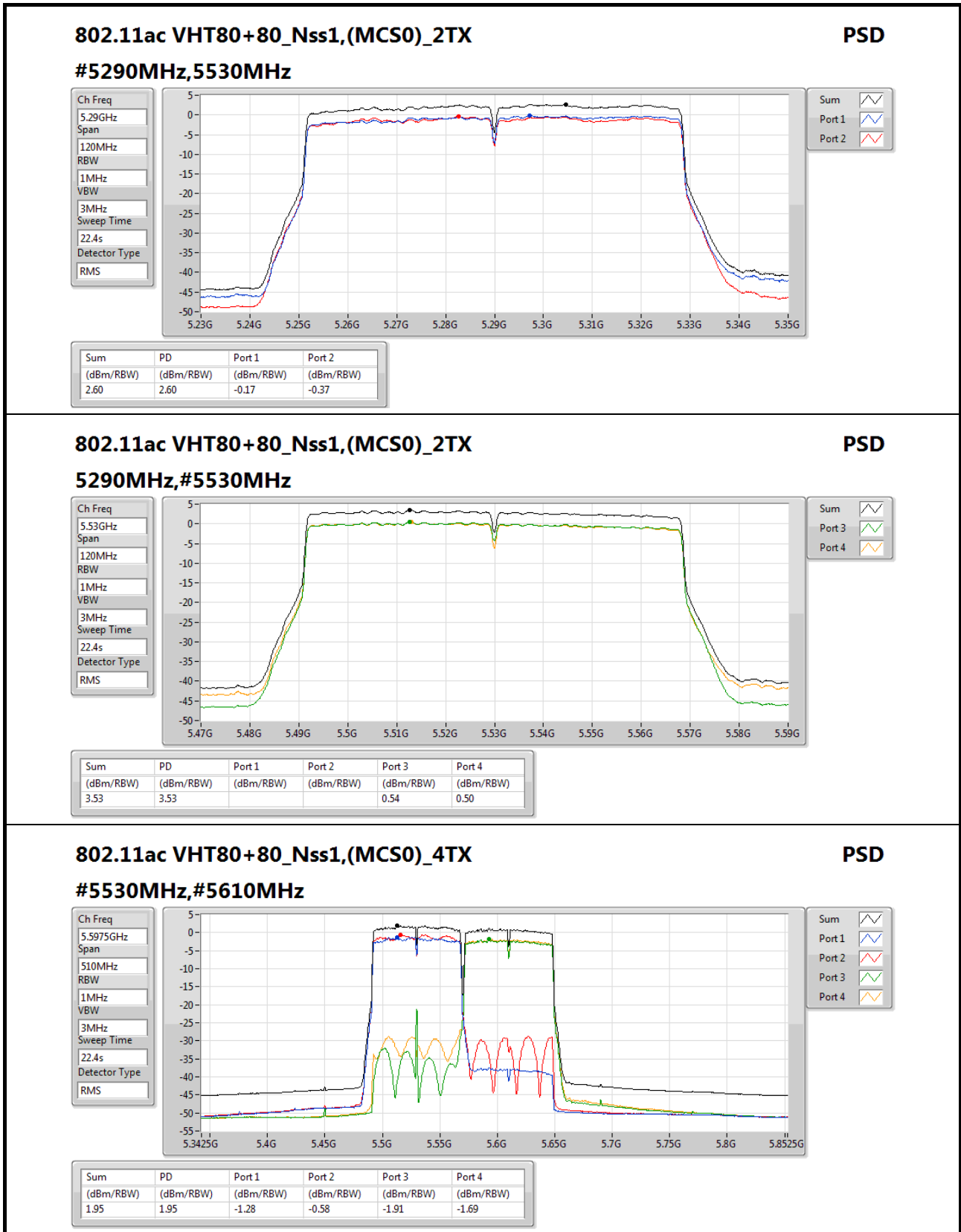
RBW = 500kHz for 5.725-5.85GHz band / 1MHz for other band;



Result

Mode	Result	DG (dBi)	PD (dBm/RBW)	PD Limit (dBm/RBW)	EIRP PD (dBm/RBW)	EIRP PD Limit (dBm/RBW)	Port 1 (dBm/RBW)	Port 2 (dBm/RBW)	Port 3 (dBm/RBW)	Port 4 (dBm/RBW)
802.11ac VHT80+80_Nss1,(MCS0)_2TX #5290MHz,5530MHz	- Pass	- 8.89	- 2.60	- 8.11	- 11.49	- Inf	- -0.17	- -0.37	-	-
802.11ac VHT80+80_Nss1,(MCS0)_2TX 5290MHz,#5530MHz	- Pass	- 8.58	- 3.52	- 8.42	- 12.10	- Inf	-	-	0.57	0.47
802.11ac VHT80+80_Nss1,(MCS0)_4TX #5530MHz,#5610MHz	- Pass	- 8.75	- 1.95	- 8.25	- 10.70	- Inf	- -1.28	- -0.58	- -1.91	- -1.69

DG = Directional Gain; **RBW** = 500kHz for 5.725-5.85GHz band / 1MHz for other band;
PD = trace bin-by-bin of each transmits port summing can be performed maximum power density; **Port X** = Port Xpower density;



802.11ac VHT80+80_Nss1,(MCS0)_4TX

#5530MHz,#5610MHz

PSD

Ch Freq
5.5975GHz

Span
510MHz

RBW
1MHz

VBW
3MHz

Sweep Time
22.4s

Detector Type
RMS

Sum

Port 1

Port 2

Port 3

Port 4



Summary

Mode	PD (dBm/RBW)	EIRP PD (dBm/RBW)
802.11ac VHT20-BF_Nss1,(MCS0)_4TX	-	-
5.25-5.35GHz	3.92	15.67
5.47-5.725GHz	3.89	15.64
802.11ac VHT40-BF_Nss1,(MCS0)_4TX	-	-
5.25-5.35GHz	1.04	12.79
5.47-5.725GHz	0.80	12.55
802.11ac VHT80-BF_Nss1,(MCS0)_4TX	-	-
5.25-5.35GHz	-3.00	8.75
5.47-5.725GHz	-2.24	9.51

RBW = 500kHz for 5.725-5.85GHz band / 1MHz for other band;

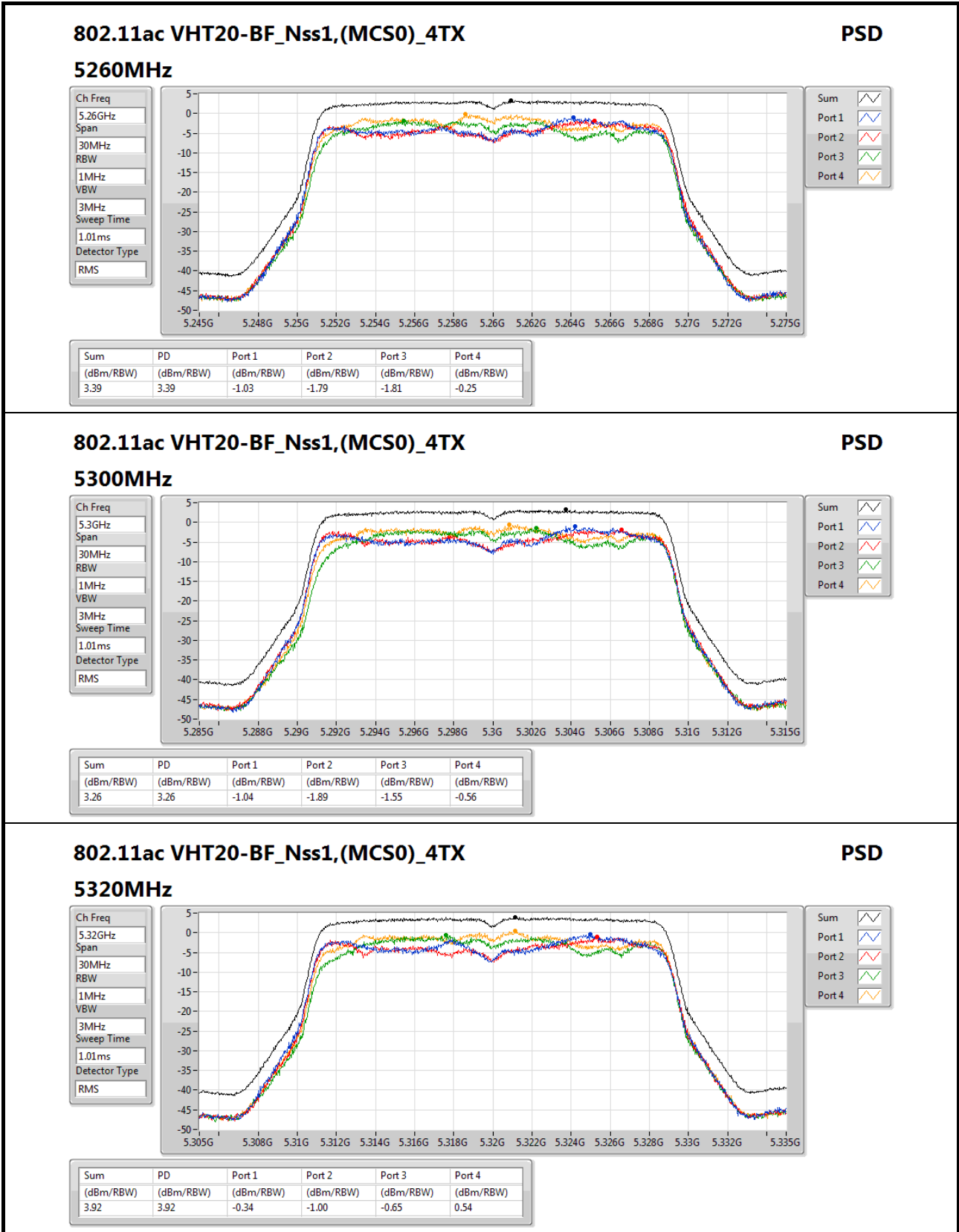


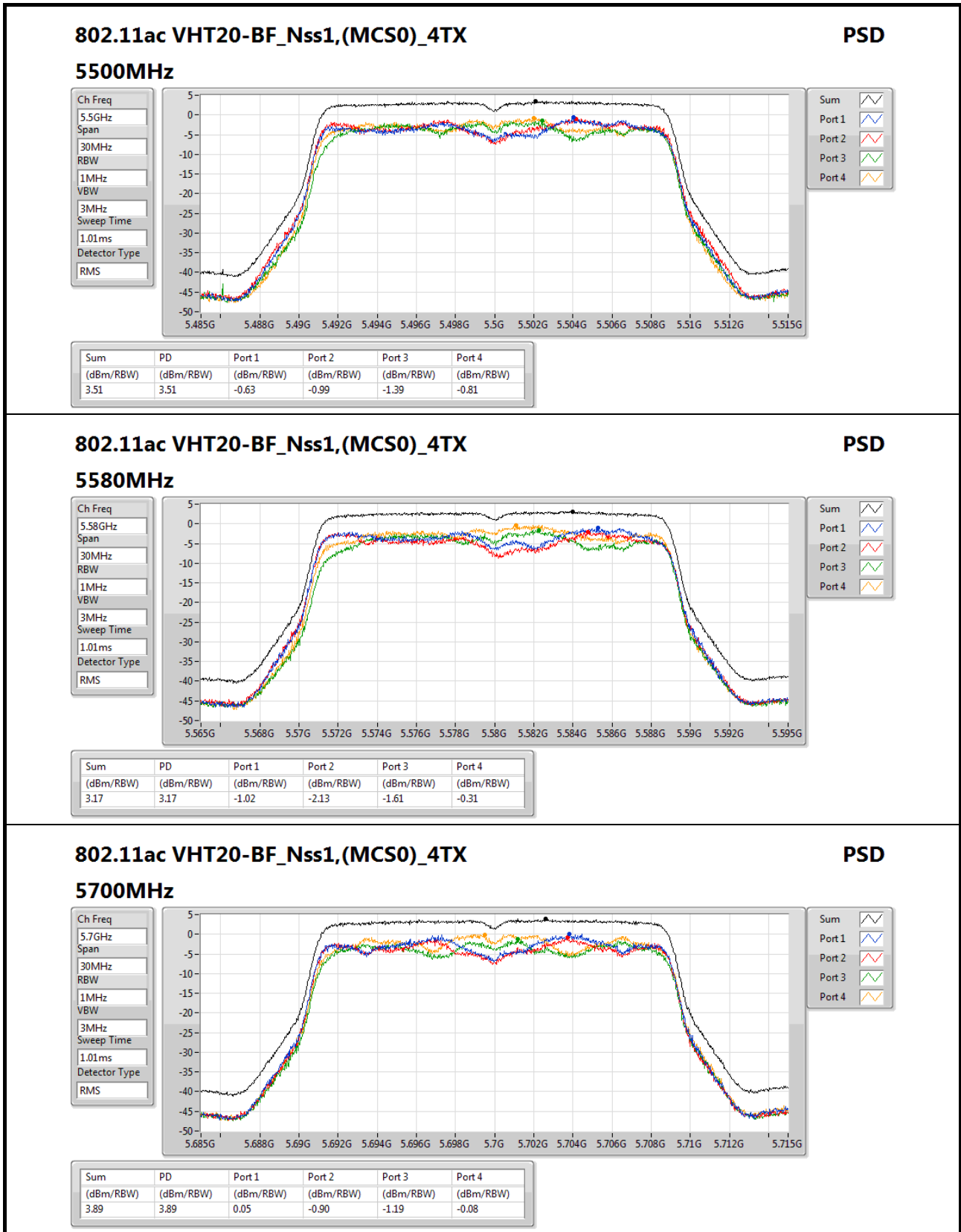
Result

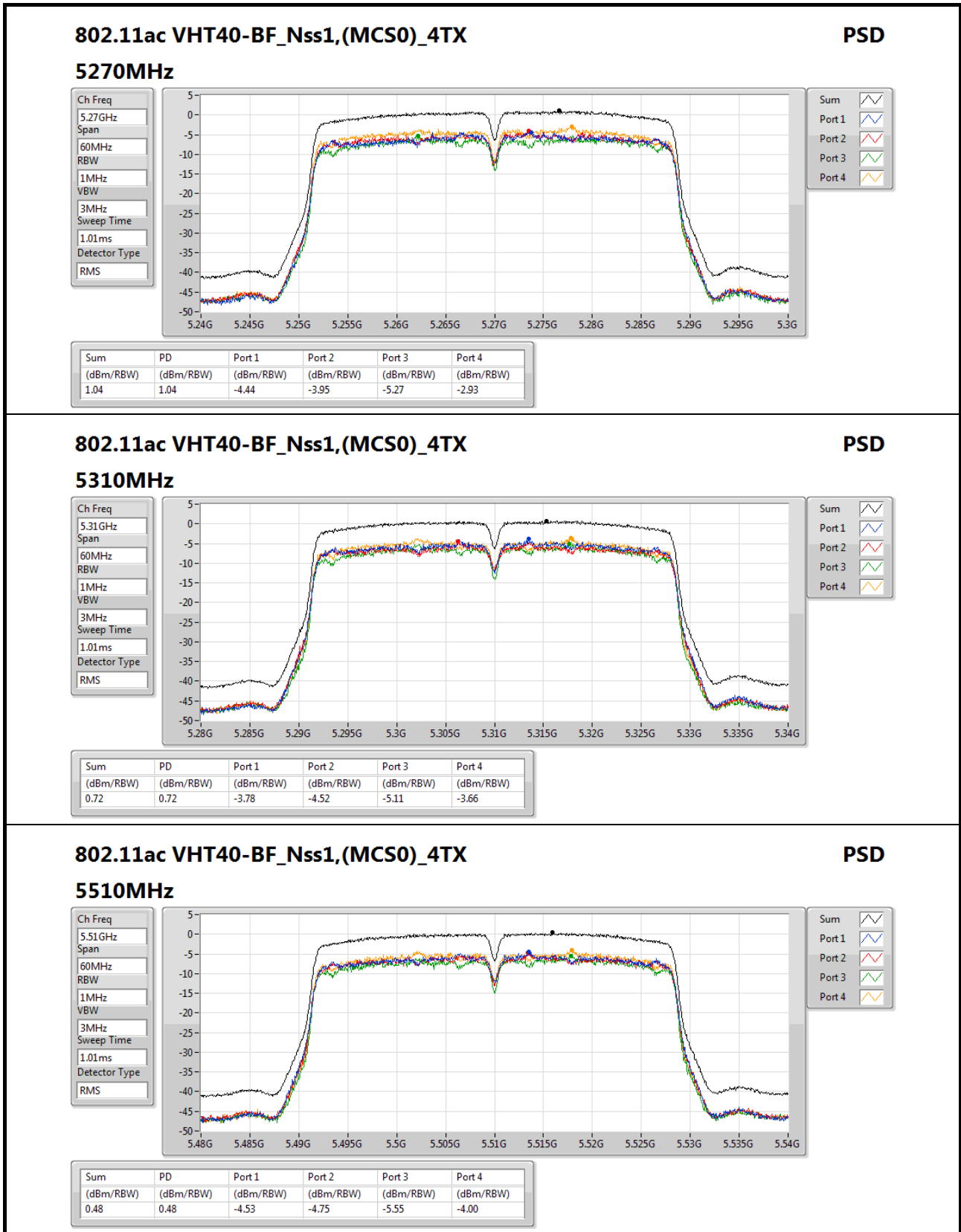
Mode	Result	DG (dBi)	Port 1 (dBm/RBW)	Port 2 (dBm/RBW)	Port 3 (dBm/RBW)	Port 4 (dBm/RBW)	PD (dBm/RBW)	PD Limit (dBm/RBW)	EIRP PD (dBm/RBW)	EIRP PD Limit (dBm/RBW)
802.11ac VHT20-BF_Nss1,(MCS0)_4TX	-	-	-	-	-	-	-	-	-	-
5260MHz	Pass	11.75	-1.03	-1.79	-1.81	-0.25	3.39	5.25	15.14	Inf
5300MHz	Pass	11.75	-1.04	-1.89	-1.55	-0.56	3.26	5.25	15.01	Inf
5320MHz	Pass	11.75	-0.34	-1.00	-0.65	0.54	3.92	5.25	15.67	Inf
5500MHz	Pass	11.75	-0.63	-0.99	-1.39	-0.81	3.51	5.25	15.26	Inf
5580MHz	Pass	11.75	-1.02	-2.13	-1.61	-0.31	3.17	5.25	14.91	Inf
5700MHz	Pass	11.75	0.05	-0.90	-1.19	-0.08	3.89	5.25	15.64	Inf
802.11ac VHT40-BF_Nss1,(MCS0)_4TX	-	-	-	-	-	-	-	-	-	-
5270MHz	Pass	11.75	-4.44	-3.95	-5.27	-2.93	1.04	5.25	12.79	Inf
5310MHz	Pass	11.75	-3.78	-4.52	-5.11	-3.66	0.72	5.25	12.47	Inf
5510MHz	Pass	11.75	-4.53	-4.75	-5.55	-4.00	0.48	5.25	12.23	Inf
5550MHz	Pass	11.75	-4.11	-4.58	-5.69	-3.39	0.80	5.25	12.55	Inf
5670MHz	Pass	11.75	-3.59	-4.90	-5.78	-3.36	0.79	5.25	12.54	Inf
802.11ac VHT80-BF_Nss1,(MCS0)_4TX	-	-	-	-	-	-	-	-	-	-
5290MHz	Pass	11.75	-8.08	-7.25	-8.91	-7.50	-3.00	5.25	8.75	Inf
5530MHz	Pass	11.75	-6.55	-7.76	-8.25	-6.38	-2.51	5.25	9.24	Inf
5610MHz	Pass	11.75	-5.69	-8.25	-9.02	-6.54	-2.24	5.25	9.51	Inf

DG = Directional Gain; RBW = 500kHz for 5.725-5.85GHz band / 1MHz for other band;

PD = trace bin-by-bin of each transmits port summing can be performed maximum power density; Port X = Port Xpower density;






802.11ac VHT40-BF_Nss1,(MCS0)_4TX
PSD

5510MHz

Ch Freq
5.51GHz

Span
60MHz

RBW
1MHz

VBW
3MHz

Sweep Time
1.01ms

Detector Type
RMS

Sum

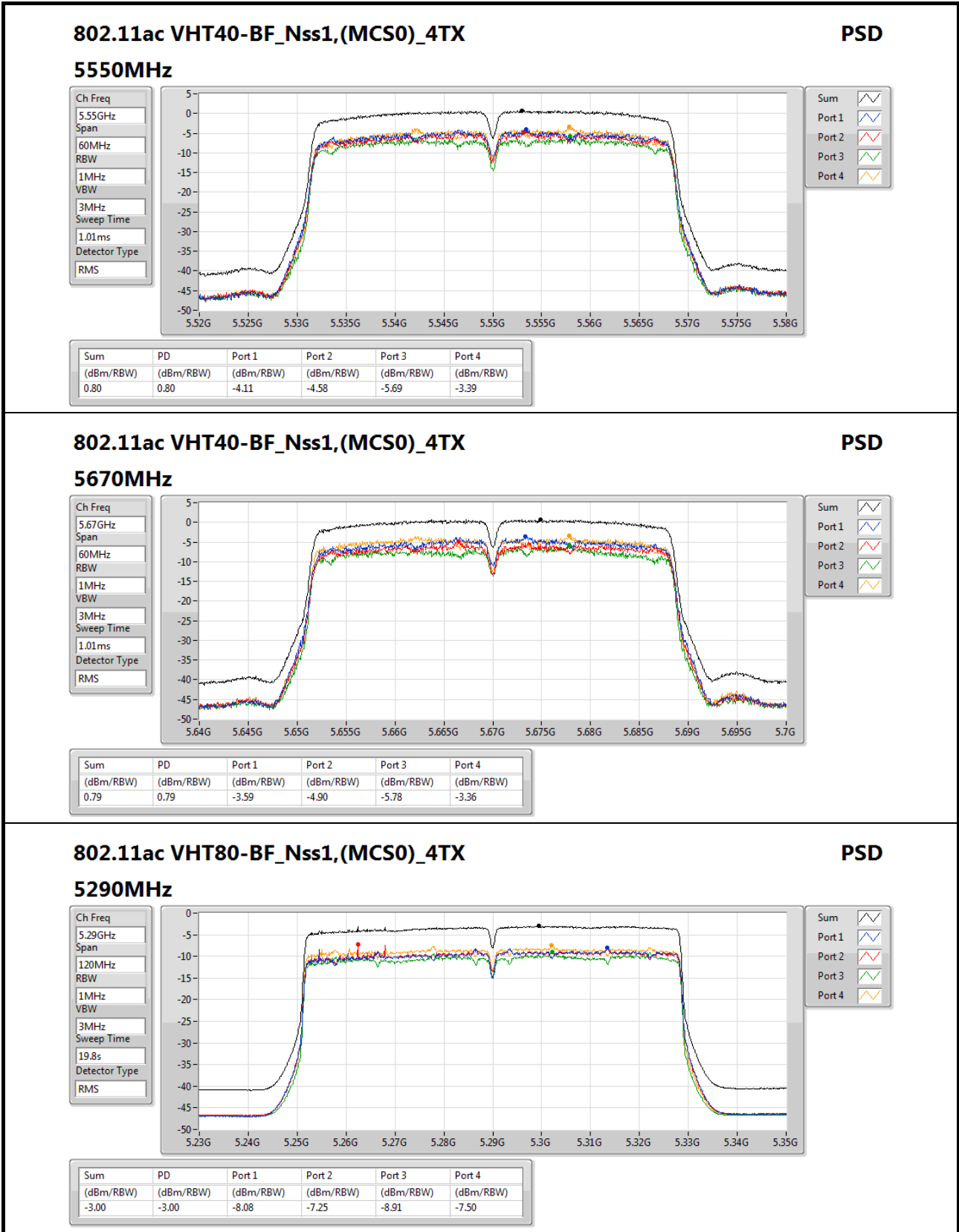
Port 1

Port 2

Port 3

Port 4

Sum	PD	Port 1	Port 2	Port 3	Port 4
(dBm/RBW)	(dBm/RBW)	(dBm/RBW)	(dBm/RBW)	(dBm/RBW)	(dBm/RBW)
0.48	0.48	-4.53	-4.75	-5.55	-4.00

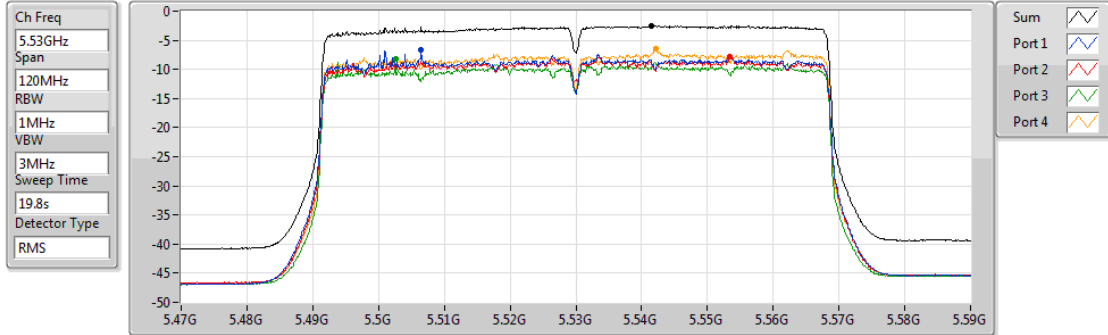




802.11ac VHT80-BF_Nss1,(MCS0)_4TX

PSD

5530MHz

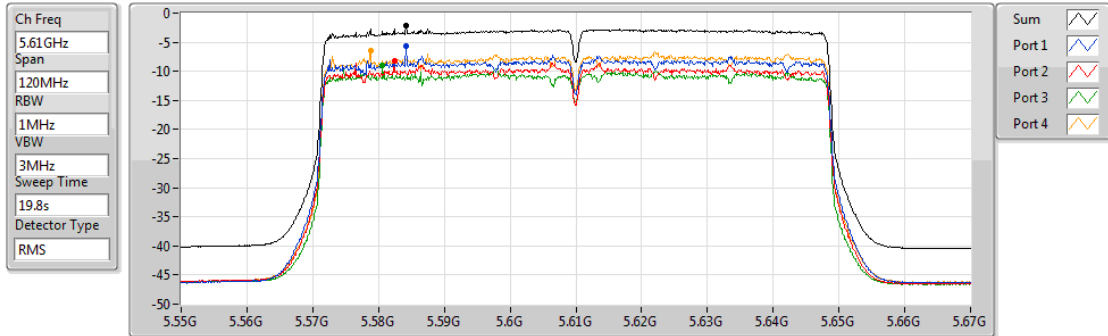


Sum	PD	Port 1	Port 2	Port 3	Port 4
(dBm/RBW)	(dBm/RBW)	(dBm/RBW)	(dBm/RBW)	(dBm/RBW)	(dBm/RBW)
-2.51	-2.51	-6.55	-7.76	-8.25	-6.38

802.11ac VHT80-BF_Nss1,(MCS0)_4TX

PSD

5610MHz



Sum	PD	Port 1	Port 2	Port 3	Port 4
(dBm/RBW)	(dBm/RBW)	(dBm/RBW)	(dBm/RBW)	(dBm/RBW)	(dBm/RBW)
-2.24	-2.24	-5.69	-8.25	-9.02	-6.54



Summary

Mode	PD (dBm/RBW)	EIRP PD (dBm/RBW)
802.11ac VHT80+80-BF_Nss1,(MCS0)_2TX 5.25-5.35GHz	- 1.28	- 10.17
802.11ac VHT80+80-BF_Nss1,(MCS0)_2TX 5.47-5.725GHz	- -0.25	- 8.33
802.11ac VHT80+80-BF_Nss1,(MCS0)_4TX 5.47-5.725GHz	- -3.32	- 8.43

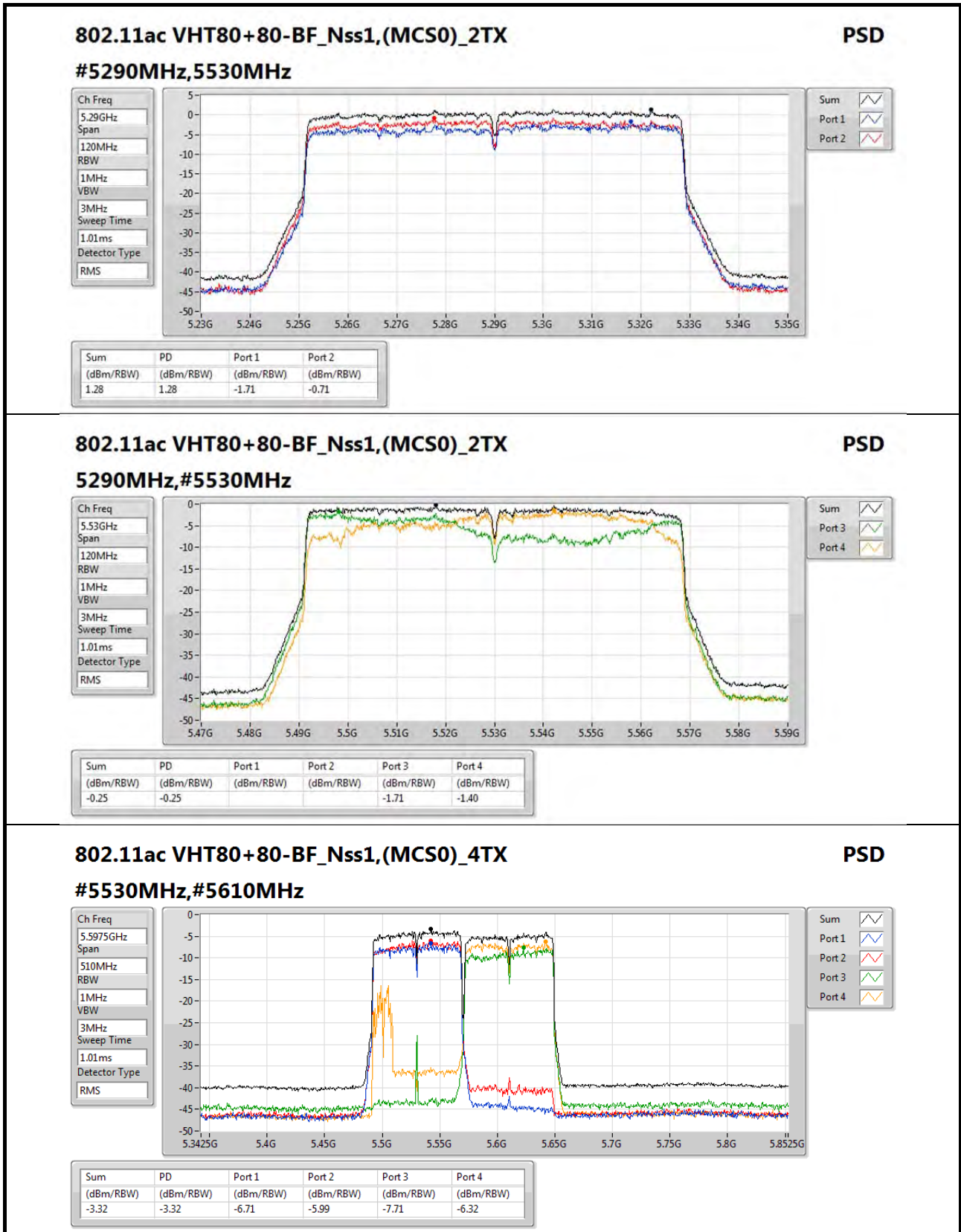
RBW = 500kHz for 5.725-5.85GHz band / 1MHz for other band;



Result

Mode	Result	DG (dBi)	PD (dBm/RBW)	PD Limit (dBm/RBW)	EIRP PD (dBm/RBW)	EIRP PD Limit (dBm/RBW)	Port 1 (dBm/RBW)	Port 2 (dBm/RBW)	Port 3 (dBm/RBW)	Port 4 (dBm/RBW)
802.11ac VHT80+80-BF_Nss1,(MCS0)_2TX #5290MHz,5530MHz	Pass	8.89	1.28	8.11	10.17	Inf	-1.71	-0.71		
802.11ac VHT80+80-BF_Nss1,(MCS0)_2TX 5290MHz,#5530MHz	Pass	8.58	-0.25	8.42	8.33	Inf			-1.71	-1.40
802.11ac VHT80+80-BF_Nss1,(MCS0)_4TX #5530MHz,#5610MHz	Pass	11.75	-3.32	5.25	8.43	Inf	-6.71	-5.99	-7.71	-6.32

DG = Directional Gain; **RBW** = 500kHz for 5.725-5.85GHz band / 1MHz for other band;
PD = trace bin-by-bin of each transmits port summing can be performed maximum power density; **Port X** = Port X power density;


802.11ac VHT80+80-BF_Nss1,(MCS0)_4TX
PSD

#5530MHz,#5610MHz

Ch Freq
5.5975GHz

Span
510MHz

RBW
1MHz

VBW
3MHz

Sweep Time
1.01ms

Detector Type
RMS

Sum

Port 1

Port 2

Port 3

Port 4

Sum	PD	Port 1	Port 2	Port 3	Port 4
(dBm/RBW)	(dBm/RBW)	(dBm/RBW)	(dBm/RBW)	(dBm/RBW)	(dBm/RBW)
-3.32	-3.32	-6.71	-5.99	-7.71	-6.32



Summary

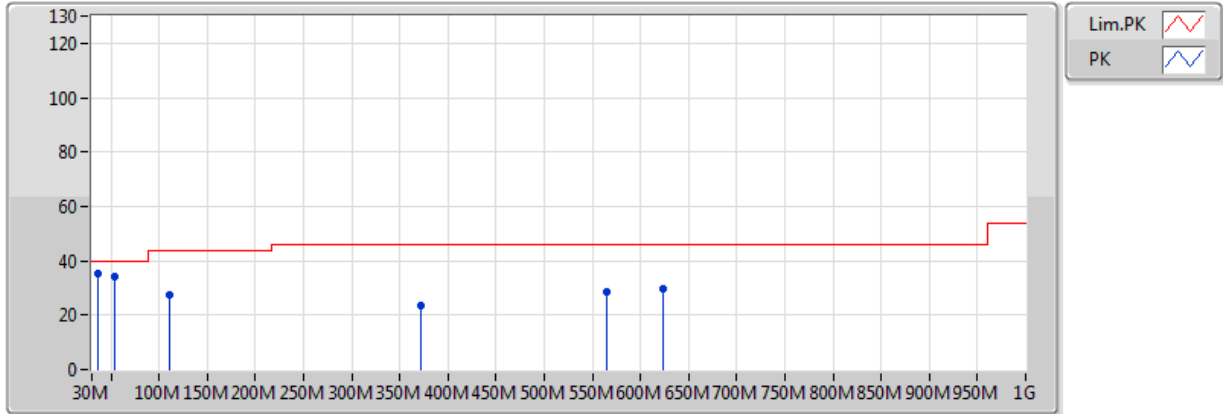
Mode	Result	Type	Freq (Hz)	Level (dBuV/m)	Limit (dBuV/m)	Margin (dB)	Factor (dB)	Dist (m)	Condition	Azimuth (°)	Height (m)	Comments
VHT80+80_Nss1_2TX	-	-	-	-	-	-	-	-	-	-	-	-
5.47-5.725GHz	Pass	PK	35.82M	35.45	40.00	-4.55	-7.10	3	Vertical	360	1.00	-



Result

Mode	Result	Type	Freq (Hz)	Level (dBuV/m)	Limit (dBuV/m)	Margin (dB)	Factor (dB)	Dist (m)	Condition	Azimuth (°)	Height (m)	Comments
VHT80+80_Nss1_2TX	-	-	-	-	-	-	-	-	-	-	-	-
#5290MHz,5530MHz	Pass	PK	30M	30.17	40.00	-9.83	-4.25	3	Horizontal	0	1.00	-
#5290MHz,5530MHz	Pass	PK	111.48M	28.45	43.50	-15.05	-9.31	3	Horizontal	0	1.00	-
#5290MHz,5530MHz	Pass	PK	212.36M	31.27	43.50	-12.23	-11.01	3	Horizontal	0	1.00	-
#5290MHz,5530MHz	Pass	PK	315.18M	25.02	46.00	-20.98	-6.08	3	Horizontal	0	1.00	-
#5290MHz,5530MHz	Pass	PK	350.1M	26.67	46.00	-19.33	-5.39	3	Horizontal	0	1.00	-
#5290MHz,5530MHz	Pass	PK	573.2M	28.74	46.00	-17.26	-1.05	3	Horizontal	0	1.00	-
#5290MHz,5530MHz	Pass	PK	35.82M	35.45	40.00	-4.55	-7.10	3	Vertical	360	1.00	-
#5290MHz,5530MHz	Pass	PK	53.28M	33.93	40.00	-6.07	-14.18	3	Vertical	360	1.00	-
#5290MHz,5530MHz	Pass	PK	111.48M	27.49	43.50	-16.01	-9.31	3	Vertical	360	1.00	-
#5290MHz,5530MHz	Pass	PK	371.44M	23.65	46.00	-22.35	-4.78	3	Vertical	360	1.00	-
#5290MHz,5530MHz	Pass	PK	565.44M	28.47	46.00	-17.53	-1.01	3	Vertical	360	1.00	-
#5290MHz,5530MHz	Pass	PK	623.64M	29.72	46.00	-16.28	-0.93	3	Vertical	360	1.00	-

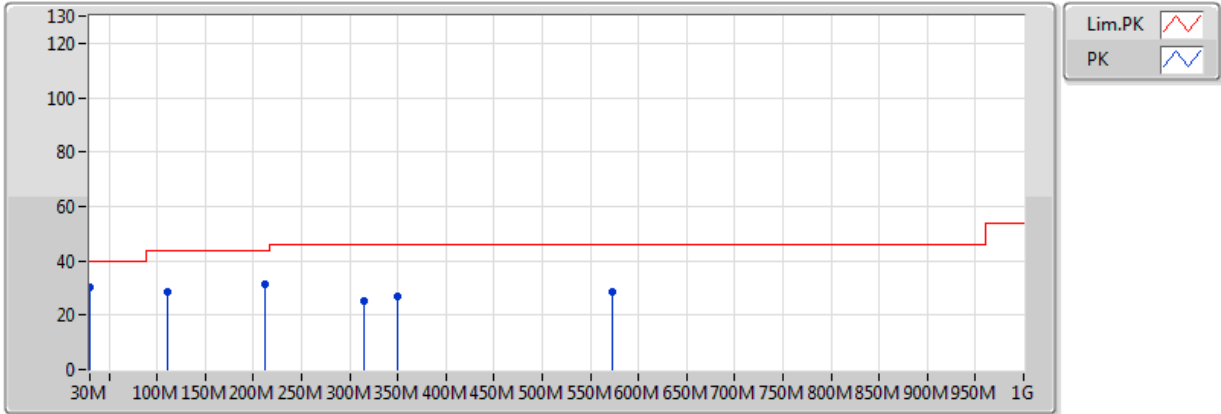
VHT80+80_Nss1_2TX
#5290MHz,5530MHz_TX



EUT = Z

Type	Freq (Hz)	Level (dBuV/m)	Limit (dBuV/m)	Margin (dB)	Factor (dB)	Dist (m)	Condition	Azimuth (°)	Height (m)	Comments	Raw (dBuV)	AF (dB)	CL (dB)	PA (dB)
PK	35.82M	35.45	40.00	-4.55	-7.10	3	Vertical	360	1.00	-	42.55	19.51	0.78	27.40
PK	53.28M	33.93	40.00	-6.07	-14.18	3	Vertical	360	1.00	-	48.11	12.58	1.03	27.79
PK	111.48M	27.49	43.50	-16.01	-9.31	3	Vertical	360	1.00	-	36.80	17.09	1.47	27.86
PK	371.44M	23.65	46.00	-22.35	-4.78	3	Vertical	360	1.00	-	28.43	20.08	2.77	27.63
PK	565.44M	28.47	46.00	-17.53	-1.01	3	Vertical	360	1.00	-	29.48	23.77	3.62	28.40
PK	623.64M	29.72	46.00	-16.28	-0.93	3	Vertical	360	1.00	-	30.65	23.84	3.70	28.47

VHT80+80_Nss1_2TX
#5290MHz,5530MHz_TX



EUT = Z

Type	Freq (Hz)	Level (dBuV/m)	Limit (dBuV/m)	Margin (dB)	Factor (dB)	Dist (m)	Condition	Azimuth (°)	Height (m)	Comments	Raw (dBuV)	AF (dB)	CL (dB)	PA (dB)
PK	30M	30.17	40.00	-9.83	-4.25	3	Horizontal	0	1.00	-	34.42	22.02	0.68	26.95
PK	111.48M	28.45	43.50	-15.05	-9.31	3	Horizontal	0	1.00	-	37.76	17.09	1.47	27.86
PK	212.36M	31.27	43.50	-12.23	-11.01	3	Horizontal	0	1.00	-	42.28	14.12	2.23	27.36
PK	315.18M	25.02	46.00	-20.98	-6.08	3	Horizontal	0	1.00	-	31.10	18.63	2.55	27.26
PK	350.1M	26.67	46.00	-19.33	-5.39	3	Horizontal	0	1.00	-	32.06	19.46	2.60	27.45
PK	573.2M	28.74	46.00	-17.26	-1.05	3	Horizontal	0	1.00	-	29.79	23.75	3.63	28.43



Summary

Mode	Result	Type	Freq (Hz)	Level (dBuV/m)	Limit (dBuV/m)	Margin (dB)	Factor (dB)	Dist (m)	Condition	Azimuth (°)	Height (m)	Comments
802.11ac VHT80+80_Nss1,(MCS0)_2TX	-	-	-	-	-	-	-	-	-	-	-	-
5.25-5.35GHz	Pass	PK	37.76M	36.28	40.00	-3.72	-16.91	3	Vertical	0	1.00	-

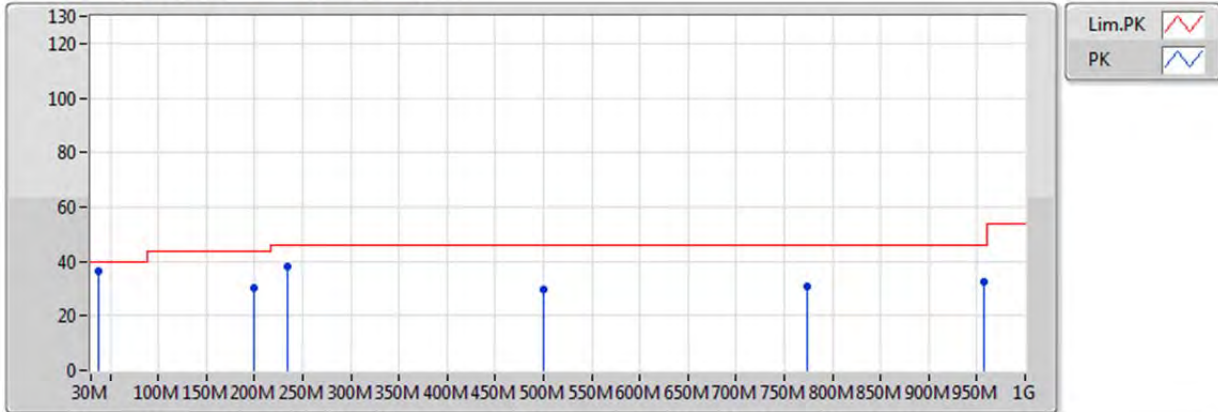


Result

Mode	Result	Type	Freq (Hz)	Level (dBuV/m)	Limit (dBuV/m)	Margin (dB)	Factor (dB)	Dist (m)	Condition	Azimuth (°)	Height (m)	Comments
802.11ac VHT80+80_Nss1,(MCS0)_2TX	-	-	-	-	-	-	-	-	-	-	-	-
#5290MHz,5530MHz	Pass	PK	62.98M	35.58	40.00	-4.42	-24.90	3	Horizontal	360	1.00	-
#5290MHz,5530MHz	Pass	PK	169.68M	29.76	43.50	-13.74	-19.71	3	Horizontal	360	1.00	-
#5290MHz,5530MHz	Pass	PK	253.1M	26.89	46.00	-19.11	-15.93	3	Horizontal	360	1.00	-
#5290MHz,5530MHz	Pass	PK	359.8M	35.00	46.00	-11.00	-13.78	3	Horizontal	360	1.00	-
#5290MHz,5530MHz	Pass	PK	419.94M	32.87	46.00	-13.13	-11.67	3	Horizontal	360	1.00	-
#5290MHz,5530MHz	Pass	PK	773.02M	30.57	46.00	-15.43	-5.85	3	Horizontal	360	1.00	-
#5290MHz,5530MHz	Pass	PK	37.76M	36.28	40.00	-3.72	-16.91	3	Vertical	0	1.00	-
#5290MHz,5530MHz	Pass	PK	198.78M	30.42	43.50	-13.08	-20.16	3	Vertical	0	1.00	-
#5290MHz,5530MHz	Pass	PK	233.7M	37.92	46.00	-8.08	-18.42	3	Vertical	0	1.00	-
#5290MHz,5530MHz	Pass	PK	499.48M	29.65	46.00	-16.35	-10.16	3	Vertical	0	1.00	-
#5290MHz,5530MHz	Pass	PK	773.02M	30.98	46.00	-15.02	-5.85	3	Vertical	0	1.00	-
#5290MHz,5530MHz	Pass	PK	957.32M	32.33	46.00	-13.67	-2.20	3	Vertical	0	1.00	-

802.11ac VHT80+80_Nss1,(MCS0)_2TX

#5290MHz,5530MHz_TX



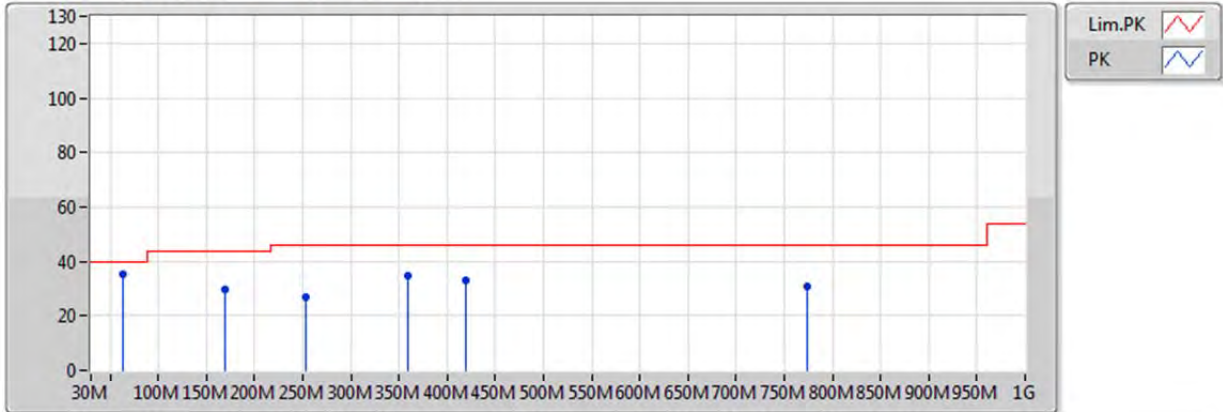
EUT = Y

Type	Freq (Hz)	Level (dBuV/m)	Limit (dBuV/m)	Margin (dB)	Factor (dB)	Dist (m)	Condition	Azimuth (°)	Height (m)	Comments	Raw (dBuV)	AF (dB)	CL (dB)	PA (dB)
PK	37.76M	36.28	40.00	-3.72	-16.91	3	Vertical	0	1.00	-	53.19	19.32	1.03	37.26
PK	198.78M	30.42	43.50	-13.08	-20.16	3	Vertical	0	1.00	-	50.58	13.93	2.29	36.38
PK	233.7M	37.92	46.00	-8.08	-18.42	3	Vertical	0	1.00	-	56.34	15.50	2.48	36.40
PK	499.48M	29.65	46.00	-16.35	-10.16	3	Vertical	0	1.00	-	39.81	22.82	3.94	36.92
PK	773.02M	30.98	46.00	-15.02	-5.85	3	Vertical	0	1.00	-	36.83	26.88	4.71	37.44
PK	957.32M	32.33	46.00	-13.67	-2.20	3	Vertical	0	1.00	-	34.53	29.67	5.44	37.31



802.11ac VHT80+80_Nss1,(MCS0)_2TX

#5290MHz,5530MHz_TX



EUT = Y

Type	Freq (Hz)	Level (dBuV/m)	Limit (dBuV/m)	Margin (dB)	Factor (dB)	Dist (m)	Condition	Azimuth (°)	Height (m)	Comments	Raw (dBuV)	AF (dB)	CL (dB)	PA (dB)
PK	62.98M	35.58	40.00	-4.42	-24.90	3	Horizontal	360	1.00	-	60.48	10.88	1.28	37.06
PK	169.68M	29.76	43.50	-13.74	-19.71	3	Horizontal	360	1.00	-	49.47	14.66	2.14	36.51
PK	253.1M	26.89	46.00	-19.11	-15.93	3	Horizontal	360	1.00	-	42.82	17.90	2.58	36.41
PK	359.8M	35.00	46.00	-11.00	-13.78	3	Horizontal	360	1.00	-	48.78	19.61	3.15	36.54
PK	419.94M	32.87	46.00	-13.13	-11.67	3	Horizontal	360	1.00	-	44.54	21.60	3.40	36.67
PK	773.02M	30.57	46.00	-15.43	-5.85	3	Horizontal	360	1.00	-	36.42	26.88	4.71	37.44



Summary

Mode	Result	Type	Freq (Hz)	Level (dBuV/m)	Limit (dBuV/m)	Margin (dB)	Factor (dB)	Dist (m)	Condition	Azimuth (°)	Height (m)	Comments
802.11ac VHT20_Nss1,(MCS0)_4TX	-	-	-	-	-	-	-	-	-	-	-	-
5.25-5.35GHz	Pass	AV	5.350005G	53.84	54.00	-0.16	2.90	3	Horizontal	20	3.68	-
802.11a_Nss1,(6Mbps)_4TX	-	-	-	-	-	-	-	-	-	-	-	-
5.47-5.725GHz	Pass	PK	5.7264G	68.01	68.20	-0.19	3.45	3	Vertical	330	2.50	-



Result

Mode	Result	Type	Freq (Hz)	Level (dBuV/m)	Limit (dBuV/m)	Margin (dB)	Factor (dB)	Dist (m)	Condition	Azimuth (°)	Height (m)	Comments
802.11a_Nss1,(6Mbps)_4TX	-	-	-	-	-	-	-	-	-	-	-	-
5260MHz	Pass	AV	5.1478G	43.44	54.00	-10.56	2.80	3	Horizontal	27	3.26	-
5260MHz	Pass	AV	5.2678G	105.95	Inf	-Inf	2.86	3	Horizontal	27	3.26	-
5260MHz	Pass	AV	5.350005G	47.91	54.00	-6.09	2.90	3	Horizontal	27	3.26	-
5260MHz	Pass	AV	15.78G	43.99	54.00	-10.01	12.98	3	Horizontal	0	1.50	-
5260MHz	Pass	PK	5.1484G	55.26	74.00	-18.74	2.80	3	Horizontal	27	3.26	-
5260MHz	Pass	PK	5.2678G	116.53	Inf	-Inf	2.86	3	Horizontal	27	3.26	-
5260MHz	Pass	PK	5.3506G	62.09	74.00	-11.91	2.90	3	Horizontal	27	3.26	-
5260MHz	Pass	PK	15.78G	58.44	74.00	-15.56	12.98	3	Horizontal	0	1.50	-
5260MHz	Pass	AV	5.1238G	48.26	54.00	-5.74	2.78	3	Vertical	67	2.47	-
5260MHz	Pass	AV	5.263G	111.55	Inf	-Inf	2.86	3	Vertical	67	2.47	-
5260MHz	Pass	AV	5.350005G	50.91	54.00	-3.09	2.90	3	Vertical	67	2.47	-
5260MHz	Pass	AV	15.78G	44.51	54.00	-9.49	12.98	3	Vertical	360	1.50	-
5260MHz	Pass	PK	5.1424G	62.15	74.00	-11.85	2.80	3	Vertical	67	2.47	-
5260MHz	Pass	PK	5.263G	122.05	Inf	-Inf	2.86	3	Vertical	67	2.47	-
5260MHz	Pass	PK	5.350005G	64.06	74.00	-9.94	2.90	3	Vertical	67	2.47	-
5260MHz	Pass	PK	15.78G	58.67	74.00	-15.33	12.98	3	Vertical	360	1.50	-
5300MHz	Pass	AV	5.3024G	105.40	Inf	-Inf	2.87	3	Horizontal	5	3.50	-
5300MHz	Pass	AV	5.350005G	48.28	54.00	-5.72	2.90	3	Horizontal	5	3.50	-
5300MHz	Pass	AV	15.9G	43.99	54.00	-10.01	12.41	3	Horizontal	360	1.50	-
5300MHz	Pass	PK	5.2968G	115.87	Inf	-Inf	2.87	3	Horizontal	5	3.50	-
5300MHz	Pass	PK	5.350005G	62.53	74.00	-11.47	2.90	3	Horizontal	5	3.50	-
5300MHz	Pass	PK	15.9G	57.86	74.00	-16.14	12.41	3	Horizontal	360	1.50	-
5300MHz	Pass	AV	5.2928G	110.92	Inf	-Inf	2.87	3	Vertical	321	2.57	-
5300MHz	Pass	AV	5.3512G	52.90	54.00	-1.10	2.90	3	Vertical	321	2.57	-
5300MHz	Pass	AV	15.9G	44.88	54.00	-9.12	12.41	3	Vertical	0	1.50	-
5300MHz	Pass	PK	5.2932G	121.30	Inf	-Inf	2.87	3	Vertical	321	2.57	-
5300MHz	Pass	PK	5.352G	71.64	74.00	-2.36	2.90	3	Vertical	321	2.57	-
5300MHz	Pass	PK	15.9G	58.48	74.00	-15.52	12.41	3	Vertical	0	1.50	-
5320MHz	Pass	AV	5.3166G	102.71	Inf	-Inf	2.88	3	Horizontal	5	3.67	-
5320MHz	Pass	AV	5.350005G	46.08	54.00	-7.92	2.90	3	Horizontal	5	3.67	-
5320MHz	Pass	AV	15.96G	43.80	54.00	-10.20	12.12	3	Horizontal	0	1.50	-
5320MHz	Pass	PK	5.3168G	113.77	Inf	-Inf	2.88	3	Horizontal	5	3.67	-
5320MHz	Pass	PK	5.3566G	58.77	74.00	-15.23	2.90	3	Horizontal	5	3.67	-
5320MHz	Pass	PK	15.96G	57.72	74.00	-16.28	12.12	3	Horizontal	0	1.50	-
5320MHz	Pass	AV	5.3132G	108.43	Inf	-Inf	2.88	3	Vertical	321	2.49	-
5320MHz	Pass	AV	5.3524G	51.12	54.00	-2.88	2.90	3	Vertical	321	2.49	-
5320MHz	Pass	AV	15.96G	43.92	54.00	-10.08	12.12	3	Vertical	360	1.50	-
5320MHz	Pass	PK	5.3138G	119.26	Inf	-Inf	2.88	3	Vertical	321	2.49	-
5320MHz	Pass	PK	5.3516G	67.20	74.00	-6.80	2.90	3	Vertical	321	2.49	-
5320MHz	Pass	PK	15.96G	58.08	74.00	-15.92	12.12	3	Vertical	360	1.50	-
5500MHz	Pass	AV	5.4598G	44.87	54.00	-9.13	2.96	3	Horizontal	32	2.53	-
5500MHz	Pass	AV	5.5016G	103.42	Inf	-Inf	2.98	3	Horizontal	32	2.53	-
5500MHz	Pass	AV	11G	41.68	54.00	-12.32	14.08	3	Horizontal	360	1.50	-
5500MHz	Pass	PK	5.4598G	58.54	74.00	-15.46	2.96	3	Horizontal	32	2.53	-
5500MHz	Pass	PK	5.4676G	63.03	68.20	-5.17	2.96	3	Horizontal	32	2.53	-
5500MHz	Pass	PK	5.5014G	113.89	Inf	-Inf	2.98	3	Horizontal	32	2.53	-
5500MHz	Pass	PK	11G	56.00	74.00	-18.00	14.08	3	Horizontal	360	1.50	-



RSE TX above 1GHz Result

Appendix D.3

Mode	Result	Type	Freq (Hz)	Level (dBuV/m)	Limit (dBuV/m)	Margin (dB)	Factor (dB)	Dist (m)	Condition	Azimuth (°)	Height (m)	Comments
5500MHz	Pass	AV	5.4592G	46.80	54.00	-7.20	2.96	3	Vertical	141	2.54	-
5500MHz	Pass	AV	5.5054G	109.09	Inf	-Inf	2.99	3	Vertical	141	2.54	-
5500MHz	Pass	AV	11G	42.03	54.00	-11.97	14.08	3	Vertical	0	1.50	-
5500MHz	Pass	PK	5.4598G	60.65	74.00	-13.35	2.96	3	Vertical	141	2.54	-
5500MHz	Pass	PK	5.4656G	67.05	68.20	-1.15	2.96	3	Vertical	141	2.54	-
5500MHz	Pass	PK	5.5058G	120.11	Inf	-Inf	2.99	3	Vertical	141	2.54	-
5500MHz	Pass	PK	11G	56.41	74.00	-17.59	14.08	3	Vertical	0	1.50	-
5580MHz	Pass	AV	5.4498G	49.71	54.00	-4.29	2.95	3	Horizontal	31	2.54	-
5580MHz	Pass	AV	5.583G	107.26	Inf	-Inf	3.15	3	Horizontal	31	2.54	-
5580MHz	Pass	AV	11.16G	41.52	54.00	-12.48	13.86	3	Horizontal	0	1.50	-
5580MHz	Pass	PK	5.4342G	62.10	74.00	-11.90	2.95	3	Horizontal	31	2.54	-
5580MHz	Pass	PK	5.4624G	61.71	68.20	-6.49	2.96	3	Horizontal	31	2.54	-
5580MHz	Pass	PK	5.583G	118.01	Inf	-Inf	3.15	3	Horizontal	31	2.54	-
5580MHz	Pass	PK	5.7264G	61.86	68.20	-6.34	3.45	3	Horizontal	31	2.54	-
5580MHz	Pass	PK	11.16G	55.93	74.00	-18.07	13.86	3	Horizontal	0	1.50	-
5580MHz	Pass	AV	5.439G	49.89	54.00	-4.11	2.95	3	Vertical	327	2.88	-
5580MHz	Pass	AV	5.5734G	112.89	Inf	-Inf	3.13	3	Vertical	327	2.88	-
5580MHz	Pass	AV	11.16G	44.72	54.00	-9.28	13.86	3	Vertical	159	3.49	-
5580MHz	Pass	PK	5.4408G	62.33	74.00	-11.67	2.95	3	Vertical	327	2.88	-
5580MHz	Pass	PK	5.4696G	62.21	68.20	-5.99	2.96	3	Vertical	327	2.88	-
5580MHz	Pass	PK	5.574G	123.83	Inf	-Inf	3.14	3	Vertical	327	2.88	-
5580MHz	Pass	PK	5.7264G	61.47	68.20	-6.73	3.45	3	Vertical	327	2.88	-
5580MHz	Pass	PK	11.16G	58.40	74.00	-15.60	13.86	3	Vertical	159	3.49	-
5700MHz	Pass	AV	5.7032G	101.94	Inf	-Inf	3.40	3	Horizontal	26	2.33	-
5700MHz	Pass	AV	11.4G	41.12	54.00	-12.88	13.53	3	Horizontal	360	1.50	-
5700MHz	Pass	PK	5.7032G	112.87	Inf	-Inf	3.40	3	Horizontal	26	2.33	-
5700MHz	Pass	PK	5.7256G	65.78	68.20	-2.42	3.45	3	Horizontal	26	2.33	-
5700MHz	Pass	PK	11.4G	54.86	74.00	-19.14	13.53	3	Horizontal	360	1.50	-
5700MHz	Pass	AV	5.6936G	107.06	Inf	-Inf	3.38	3	Vertical	330	2.50	-
5700MHz	Pass	AV	11.4G	44.81	54.00	-9.19	13.53	3	Vertical	159	3.26	-
5700MHz	Pass	PK	5.6936G	118.49	Inf	-Inf	3.38	3	Vertical	330	2.50	-
5700MHz	Pass	PK	5.7264G	68.01	68.20	-0.19	3.45	3	Vertical	330	2.50	-
5700MHz	Pass	PK	11.4G	59.41	74.00	-14.59	13.53	3	Vertical	159	3.26	-
802.11ac VHT20_Nss1,(MCS0)_4TX	-	-	-	-	-	-	-	-	-	-	-	-
5260MHz	Pass	AV	5.1472G	44.93	54.00	-9.07	2.80	3	Horizontal	25	3.55	-
5260MHz	Pass	AV	5.2678G	110.10	Inf	-Inf	2.86	3	Horizontal	25	3.55	-
5260MHz	Pass	AV	5.350005G	47.96	54.00	-6.04	2.90	3	Horizontal	25	3.55	-
5260MHz	Pass	AV	15.78G	44.02	54.00	-9.98	12.98	3	Horizontal	360	1.50	-
5260MHz	Pass	PK	5.1466G	58.45	74.00	-15.55	2.80	3	Horizontal	25	3.55	-
5260MHz	Pass	PK	5.2678G	119.83	Inf	-Inf	2.86	3	Horizontal	25	3.55	-
5260MHz	Pass	PK	5.356G	61.02	74.00	-12.98	2.90	3	Horizontal	25	3.55	-
5260MHz	Pass	PK	15.78G	57.62	74.00	-16.38	12.98	3	Horizontal	360	1.50	-
5260MHz	Pass	AV	5.149G	44.82	54.00	-9.18	2.80	3	Vertical	329	2.41	-
5260MHz	Pass	AV	5.2516G	112.38	Inf	-Inf	2.85	3	Vertical	329	2.41	-
5260MHz	Pass	AV	5.3518G	50.16	54.00	-3.84	2.90	3	Vertical	329	2.41	-
5260MHz	Pass	AV	15.78G	44.61	54.00	-9.39	12.98	3	Vertical	0	1.50	-
5260MHz	Pass	PK	5.149995G	65.02	74.00	-8.98	2.80	3	Vertical	329	2.41	-
5260MHz	Pass	PK	5.2522G	122.06	Inf	-Inf	2.85	3	Vertical	329	2.41	-
5260MHz	Pass	PK	5.3632G	73.27	74.00	-0.73	2.91	3	Vertical	329	2.41	-



RSE TX above 1GHz Result

Appendix D.3

Mode	Result	Type	Freq (Hz)	Level (dBuV/m)	Limit (dBuV/m)	Margin (dB)	Factor (dB)	Dist (m)	Condition	Azimuth (°)	Height (m)	Comments
5260MHz	Pass	PK	15.78G	58.34	74.00	-15.66	12.98	3	Vertical	0	1.50	-
5300MHz	Pass	AV	5.3084G	108.14	Inf	-Inf	2.88	3	Horizontal	20	3.68	-
5300MHz	Pass	AV	5.350005G	53.84	54.00	-0.16	2.90	3	Horizontal	20	3.68	-
5300MHz	Pass	AV	15.9G	43.79	54.00	-10.21	12.41	3	Horizontal	360	1.50	-
5300MHz	Pass	PK	5.308G	117.89	Inf	-Inf	2.87	3	Horizontal	20	3.68	-
5300MHz	Pass	PK	5.350005G	70.87	74.00	-3.13	2.90	3	Horizontal	20	3.68	-
5300MHz	Pass	PK	15.9G	58.08	74.00	-15.92	12.41	3	Horizontal	360	1.50	-
5300MHz	Pass	AV	5.3052G	111.27	Inf	-Inf	2.87	3	Vertical	139	3.29	-
5300MHz	Pass	AV	5.3524G	51.66	54.00	-2.34	2.90	3	Vertical	139	3.29	-
5300MHz	Pass	AV	15.9G	44.20	54.00	-9.80	12.41	3	Vertical	0	1.50	-
5300MHz	Pass	PK	5.3052G	122.05	Inf	-Inf	2.87	3	Vertical	139	3.29	-
5300MHz	Pass	PK	5.3528G	65.74	74.00	-8.26	2.90	3	Vertical	139	3.29	-
5300MHz	Pass	PK	15.9G	58.80	74.00	-15.20	12.41	3	Vertical	0	1.50	-
5320MHz	Pass	AV	5.3284G	103.74	Inf	-Inf	2.89	3	Horizontal	26	3.46	-
5320MHz	Pass	AV	5.350005G	51.27	54.00	-2.73	2.90	3	Horizontal	26	3.46	-
5320MHz	Pass	AV	15.96G	43.73	54.00	-10.27	12.12	3	Horizontal	0	1.50	-
5320MHz	Pass	PK	5.3282G	113.52	Inf	-Inf	2.89	3	Horizontal	26	3.46	-
5320MHz	Pass	PK	5.350005G	62.57	74.00	-11.43	2.90	3	Horizontal	26	3.46	-
5320MHz	Pass	PK	15.96G	57.49	74.00	-16.51	12.12	3	Horizontal	0	1.50	-
5320MHz	Pass	AV	5.3252G	110.24	Inf	-Inf	2.89	3	Vertical	141	2.82	-
5320MHz	Pass	AV	5.350005G	52.01	54.00	-1.99	2.90	3	Vertical	141	2.82	-
5320MHz	Pass	AV	15.96G	44.05	54.00	-9.95	12.12	3	Vertical	360	1.50	-
5320MHz	Pass	PK	5.3252G	121.12	Inf	-Inf	2.89	3	Vertical	141	2.82	-
5320MHz	Pass	PK	5.350005G	66.43	74.00	-7.57	2.90	3	Vertical	141	2.82	-
5320MHz	Pass	PK	15.96G	57.56	74.00	-16.44	12.12	3	Vertical	360	1.50	-
5500MHz	Pass	AV	5.46G	46.98	54.00	-7.02	2.96	3	Horizontal	30	2.54	-
5500MHz	Pass	AV	5.5014G	103.51	Inf	-Inf	2.98	3	Horizontal	30	2.54	-
5500MHz	Pass	AV	11G	41.61	54.00	-12.39	14.08	3	Horizontal	0	1.50	-
5500MHz	Pass	PK	5.457G	59.16	74.00	-14.84	2.96	3	Horizontal	30	2.54	-
5500MHz	Pass	PK	5.4688G	67.41	68.20	-0.79	2.96	3	Horizontal	30	2.54	-
5500MHz	Pass	PK	5.5016G	115.09	Inf	-Inf	2.98	3	Horizontal	30	2.54	-
5500MHz	Pass	PK	11G	56.01	74.00	-17.99	14.08	3	Horizontal	0	1.50	-
5500MHz	Pass	AV	5.46G	47.98	54.00	-6.02	2.96	3	Vertical	141	3.23	-
5500MHz	Pass	AV	5.5052G	109.52	Inf	-Inf	2.99	3	Vertical	141	3.23	-
5500MHz	Pass	AV	11G	41.82	54.00	-12.18	14.08	3	Vertical	360	1.50	-
5500MHz	Pass	PK	5.4596G	60.17	74.00	-13.83	2.96	3	Vertical	141	3.23	-
5500MHz	Pass	PK	5.4664G	65.96	68.20	-2.24	2.96	3	Vertical	141	3.23	-
5500MHz	Pass	PK	5.5052G	120.45	Inf	-Inf	2.99	3	Vertical	141	3.23	-
5500MHz	Pass	PK	11G	56.20	74.00	-17.80	14.08	3	Vertical	360	1.50	-
5580MHz	Pass	AV	5.4594G	43.88	54.00	-10.12	2.96	3	Horizontal	28	2.38	-
5580MHz	Pass	AV	5.5818G	104.68	Inf	-Inf	3.15	3	Horizontal	28	2.38	-
5580MHz	Pass	AV	11.16G	41.39	54.00	-12.61	13.86	3	Horizontal	360	1.50	-
5580MHz	Pass	PK	5.451G	55.66	74.00	-18.34	2.96	3	Horizontal	28	2.38	-
5580MHz	Pass	PK	5.4654G	55.64	68.20	-12.56	2.96	3	Horizontal	28	2.38	-
5580MHz	Pass	PK	5.5824G	114.68	Inf	-Inf	3.15	3	Horizontal	28	2.38	-
5580MHz	Pass	PK	5.7258G	54.35	74.00	-19.65	3.45	3	Horizontal	28	2.38	-
5580MHz	Pass	PK	11.16G	55.09	74.00	-18.91	13.86	3	Horizontal	360	1.50	-
5580MHz	Pass	AV	5.4594G	44.49	54.00	-9.51	2.96	3	Vertical	204	3.31	-
5580MHz	Pass	AV	5.574G	109.72	Inf	-Inf	3.14	3	Vertical	204	3.31	-



RSE TX above 1GHz Result

Appendix D.3

Mode	Result	Type	Freq (Hz)	Level (dBuV/m)	Limit (dBuV/m)	Margin (dB)	Factor (dB)	Dist (m)	Condition	Azimuth (°)	Height (m)	Comments
5580MHz	Pass	AV	11.16G	42.31	54.00	-11.69	13.86	3	Vertical	0	1.50	-
5580MHz	Pass	PK	5.4366G	54.85	74.00	-19.15	2.95	3	Vertical	204	3.31	-
5580MHz	Pass	PK	5.4672G	55.51	68.20	-12.69	2.96	3	Vertical	204	3.31	-
5580MHz	Pass	PK	5.574G	119.26	Inf	-Inf	3.14	3	Vertical	204	3.31	-
5580MHz	Pass	PK	5.727G	53.84	68.20	-14.36	3.45	3	Vertical	204	3.31	-
5580MHz	Pass	PK	11.16G	55.98	74.00	-18.02	13.86	3	Vertical	0	1.50	-
5700MHz	Pass	AV	5.7032G	102.48	Inf	-Inf	3.40	3	Horizontal	28	2.58	-
5700MHz	Pass	AV	11.4G	41.40	54.00	-12.60	13.53	3	Horizontal	0	1.50	-
5700MHz	Pass	PK	5.7032G	113.49	Inf	-Inf	3.40	3	Horizontal	28	2.58	-
5700MHz	Pass	PK	5.7256G	63.76	68.20	-4.44	3.45	3	Horizontal	28	2.58	-
5700MHz	Pass	PK	11.4G	54.84	74.00	-19.16	13.53	3	Horizontal	0	1.50	-
5700MHz	Pass	AV	5.6944G	109.54	Inf	-Inf	3.38	3	Vertical	208	3.58	-
5700MHz	Pass	AV	11.4G	44.64	54.00	-9.36	13.53	3	Vertical	160	3.34	-
5700MHz	Pass	PK	5.696G	119.69	Inf	-Inf	3.38	3	Vertical	208	3.58	-
5700MHz	Pass	PK	5.7256G	63.38	74.00	-10.62	3.45	3	Vertical	208	3.58	-
5700MHz	Pass	PK	11.4G	58.35	74.00	-15.65	13.53	3	Vertical	160	3.34	-
802.11ac VHT40_Nss1,(MCS0)_4TX	-	-	-	-	-	-	-	-	-	-	-	-
5270MHz	Pass	AV	5.2592G	104.23	Inf	-Inf	2.85	3	Horizontal	27	3.58	-
5270MHz	Pass	AV	5.36G	50.79	54.00	-3.21	2.91	3	Horizontal	27	3.58	-
5270MHz	Pass	AV	15.81G	44.03	54.00	-9.97	12.84	3	Horizontal	360	1.50	-
5270MHz	Pass	PK	5.2588G	114.75	Inf	-Inf	2.85	3	Horizontal	27	3.58	-
5270MHz	Pass	PK	5.36G	67.02	74.00	-6.98	2.91	3	Horizontal	27	3.58	-
5270MHz	Pass	PK	15.81G	57.76	74.00	-16.24	12.84	3	Horizontal	360	1.50	-
5270MHz	Pass	AV	5.2612G	108.10	Inf	-Inf	2.85	3	Vertical	328	2.49	-
5270MHz	Pass	AV	5.3616G	52.38	54.00	-1.62	2.91	3	Vertical	328	2.49	-
5270MHz	Pass	AV	15.81G	44.22	54.00	-9.78	12.84	3	Vertical	0	1.50	-
5270MHz	Pass	PK	5.2612G	118.65	Inf	-Inf	2.85	3	Vertical	328	2.49	-
5270MHz	Pass	PK	5.3616G	68.56	74.00	-5.44	2.91	3	Vertical	328	2.49	-
5270MHz	Pass	PK	15.81G	57.97	74.00	-16.03	12.84	3	Vertical	0	1.50	-
5310MHz	Pass	AV	5.3196G	103.21	Inf	-Inf	2.88	3	Horizontal	26	3.69	-
5310MHz	Pass	AV	5.36G	50.64	54.00	-3.36	2.91	3	Horizontal	26	3.69	-
5310MHz	Pass	AV	15.93G	43.72	54.00	-10.28	12.26	3	Horizontal	0	1.50	-
5310MHz	Pass	PK	5.3188G	113.73	Inf	-Inf	2.88	3	Horizontal	26	3.69	-
5310MHz	Pass	PK	5.3612G	68.38	74.00	-5.62	2.91	3	Horizontal	26	3.69	-
5310MHz	Pass	PK	15.93G	57.73	74.00	-16.27	12.26	3	Horizontal	0	1.50	-
5310MHz	Pass	AV	5.3016G	106.32	Inf	-Inf	2.87	3	Vertical	328	2.57	-
5310MHz	Pass	AV	5.3616G	53.69	54.00	-0.31	2.91	3	Vertical	328	2.57	-
5310MHz	Pass	AV	15.93G	43.83	54.00	-10.17	12.26	3	Vertical	360	1.50	-
5310MHz	Pass	PK	5.3012G	116.91	Inf	-Inf	2.87	3	Vertical	328	2.57	-
5310MHz	Pass	PK	5.3624G	71.30	74.00	-2.70	2.91	3	Vertical	328	2.57	-
5310MHz	Pass	PK	15.93G	58.02	74.00	-15.98	12.26	3	Vertical	360	1.50	-
5510MHz	Pass	AV	5.4592G	48.22	54.00	-5.78	2.96	3	Horizontal	25	3.61	-
5510MHz	Pass	AV	5.4992G	101.52	Inf	-Inf	2.98	3	Horizontal	25	3.61	-
5510MHz	Pass	AV	11.02G	41.39	54.00	-12.61	14.05	3	Horizontal	360	1.50	-
5510MHz	Pass	PK	5.4596G	61.58	74.00	-12.42	2.96	3	Horizontal	25	3.61	-
5510MHz	Pass	PK	5.4604G	61.35	68.20	-6.85	2.96	3	Horizontal	25	3.61	-
5510MHz	Pass	PK	5.4984G	111.41	Inf	-Inf	2.98	3	Horizontal	25	3.61	-
5510MHz	Pass	PK	11.02G	55.47	74.00	-18.53	14.05	3	Horizontal	360	1.50	-
5510MHz	Pass	AV	5.46G	50.90	54.00	-3.10	2.96	3	Vertical	328	2.56	-



RSE TX above 1GHz Result

Appendix D.3

Mode	Result	Type	Freq (Hz)	Level (dBuV/m)	Limit (dBuV/m)	Margin (dB)	Factor (dB)	Dist (m)	Condition	Azimuth (°)	Height (m)	Comments
5510MHz	Pass	AV	5.5016G	106.61	Inf	-Inf	2.98	3	Vertical	328	2.56	-
5510MHz	Pass	AV	11.02G	41.49	54.00	-12.51	14.05	3	Vertical	0	1.50	-
5510MHz	Pass	PK	5.4596G	64.00	74.00	-10.00	2.96	3	Vertical	328	2.56	-
5510MHz	Pass	PK	5.4616G	65.80	68.20	-2.40	2.96	3	Vertical	328	2.56	-
5510MHz	Pass	PK	5.5012G	117.00	Inf	-Inf	2.98	3	Vertical	328	2.56	-
5510MHz	Pass	PK	11.02G	55.61	74.00	-18.39	14.05	3	Vertical	0	1.50	-
5550MHz	Pass	AV	5.4592G	49.86	54.00	-4.14	2.96	3	Horizontal	24	3.69	-
5550MHz	Pass	AV	5.5592G	103.64	Inf	-Inf	3.10	3	Horizontal	24	3.69	-
5550MHz	Pass	AV	11.1G	41.35	54.00	-12.65	13.94	3	Horizontal	0	1.50	-
5550MHz	Pass	PK	5.4588G	63.92	74.00	-10.08	2.96	3	Horizontal	24	3.69	-
5550MHz	Pass	PK	5.4652G	63.17	68.20	-5.03	2.96	3	Horizontal	24	3.69	-
5550MHz	Pass	PK	5.5588G	113.57	Inf	-Inf	3.10	3	Horizontal	24	3.69	-
5550MHz	Pass	PK	11.1G	55.33	74.00	-18.67	13.94	3	Horizontal	0	1.50	-
5550MHz	Pass	AV	5.46G	48.95	54.00	-5.05	2.96	3	Vertical	203	3.69	-
5550MHz	Pass	AV	5.5436G	107.24	Inf	-Inf	3.07	3	Vertical	203	3.69	-
5550MHz	Pass	AV	11.1G	41.61	54.00	-12.39	13.94	3	Vertical	360	1.50	-
5550MHz	Pass	PK	5.46G	61.74	74.00	-12.26	2.96	3	Vertical	203	3.69	-
5550MHz	Pass	PK	5.4624G	67.46	68.20	-0.74	2.96	3	Vertical	203	3.69	-
5550MHz	Pass	PK	5.5424G	117.66	Inf	-Inf	3.07	3	Vertical	203	3.69	-
5550MHz	Pass	PK	11.1G	55.64	74.00	-18.36	13.94	3	Vertical	360	1.50	-
5670MHz	Pass	AV	5.6796G	100.52	Inf	-Inf	3.35	3	Horizontal	19	2.64	-
5670MHz	Pass	AV	11.34G	40.91	54.00	-13.09	13.61	3	Horizontal	360	1.50	-
5670MHz	Pass	PK	5.6788G	111.06	Inf	-Inf	3.35	3	Horizontal	19	2.64	-
5670MHz	Pass	PK	5.7412G	61.08	68.20	-7.12	3.48	3	Horizontal	19	2.64	-
5670MHz	Pass	PK	11.34G	54.85	74.00	-19.15	13.61	3	Horizontal	360	1.50	-
5670MHz	Pass	AV	5.6644G	105.00	Inf	-Inf	3.32	3	Vertical	210	3.17	-
5670MHz	Pass	AV	11.34G	41.62	54.00	-12.38	13.61	3	Vertical	0	1.50	-
5670MHz	Pass	PK	5.6644G	116.11	Inf	-Inf	3.32	3	Vertical	210	3.17	-
5670MHz	Pass	PK	5.726G	62.72	68.20	-5.48	3.45	3	Vertical	210	3.17	-
5670MHz	Pass	PK	11.34G	56.28	74.00	-17.72	13.61	3	Vertical	0	1.50	-
802.11ac VHT80_Nss1_(MCS0)_4TX	-	-	-	-	-	-	-	-	-	-	-	-
5290MHz	Pass	AV	5.138G	43.54	54.00	-10.46	2.79	3	Horizontal	27	3.69	-
5290MHz	Pass	AV	5.299G	96.15	Inf	-Inf	2.87	3	Horizontal	27	3.69	-
5290MHz	Pass	AV	5.36G	49.41	54.00	-4.59	2.91	3	Horizontal	27	3.69	-
5290MHz	Pass	AV	15.87G	44.10	54.00	-9.90	12.55	3	Horizontal	0	1.50	-
5290MHz	Pass	PK	5.051G	56.47	74.00	-17.53	2.75	3	Horizontal	27	3.69	-
5290MHz	Pass	PK	5.3G	107.53	Inf	-Inf	2.87	3	Horizontal	27	3.69	-
5290MHz	Pass	PK	5.38G	62.56	74.00	-11.44	2.92	3	Horizontal	27	3.69	-
5290MHz	Pass	PK	5.465G	57.64	68.20	-10.56	2.96	3	Horizontal	27	3.69	-
5290MHz	Pass	PK	15.87G	57.84	74.00	-16.16	12.55	3	Horizontal	0	1.50	-
5290MHz	Pass	AV	5.14G	44.39	54.00	-9.61	2.79	3	Vertical	328	2.70	-
5290MHz	Pass	AV	5.302G	99.87	Inf	-Inf	2.87	3	Vertical	328	2.70	-
5290MHz	Pass	AV	5.363G	53.15	54.00	-0.85	2.91	3	Vertical	328	2.70	-
5290MHz	Pass	AV	15.87G	44.35	54.00	-9.65	12.55	3	Vertical	360	1.50	-
5290MHz	Pass	PK	5.141G	57.43	74.00	-16.57	2.79	3	Vertical	328	2.70	-
5290MHz	Pass	PK	5.302G	110.82	Inf	-Inf	2.87	3	Vertical	328	2.70	-
5290MHz	Pass	PK	5.363G	67.57	74.00	-6.43	2.91	3	Vertical	328	2.70	-
5290MHz	Pass	PK	5.464G	58.73	68.20	-9.47	2.96	3	Vertical	328	2.70	-
5290MHz	Pass	PK	15.87G	58.26	74.00	-15.74	12.55	3	Vertical	360	1.50	-



RSE TX above 1GHz Result

Appendix D.3

Mode	Result	Type	Freq (Hz)	Level (dBuV/m)	Limit (dBuV/m)	Margin (dB)	Factor (dB)	Dist (m)	Condition	Azimuth (°)	Height (m)	Comments
5530MHz	Pass	AV	5.459G	47.34	54.00	-6.66	2.96	3	Horizontal	26	3.59	-
5530MHz	Pass	AV	5.499G	95.23	Inf	-Inf	2.98	3	Horizontal	26	3.59	-
5530MHz	Pass	AV	11.06G	41.50	54.00	-12.50	14.00	3	Horizontal	360	1.50	-
5530MHz	Pass	PK	5.332G	57.78	68.20	-10.42	2.89	3	Horizontal	26	3.59	-
5530MHz	Pass	PK	5.437G	61.14	74.00	-12.86	2.95	3	Horizontal	26	3.59	-
5530MHz	Pass	PK	5.460005G	60.81	68.20	-7.39	2.96	3	Horizontal	26	3.59	-
5530MHz	Pass	PK	5.498G	105.97	Inf	-Inf	2.98	3	Horizontal	26	3.59	-
5530MHz	Pass	PK	5.756G	56.96	68.20	-11.24	3.51	3	Horizontal	26	3.59	-
5530MHz	Pass	PK	11.06G	55.34	74.00	-18.66	14.00	3	Horizontal	360	1.50	-
5530MHz	Pass	AV	5.46G	51.03	54.00	-2.97	2.96	3	Vertical	329	2.65	-
5530MHz	Pass	AV	5.542G	101.35	Inf	-Inf	3.07	3	Vertical	329	2.65	-
5530MHz	Pass	AV	11.06G	41.58	54.00	-12.42	14.00	3	Vertical	0	1.50	-
5530MHz	Pass	PK	5.342G	57.37	68.20	-10.83	2.90	3	Vertical	329	2.65	-
5530MHz	Pass	PK	5.441G	64.96	74.00	-9.04	2.95	3	Vertical	329	2.65	-
5530MHz	Pass	PK	5.461G	66.06	68.20	-2.14	2.96	3	Vertical	329	2.65	-
5530MHz	Pass	PK	5.542G	111.12	Inf	-Inf	3.07	3	Vertical	329	2.65	-
5530MHz	Pass	PK	5.732G	57.97	68.20	-10.23	3.46	3	Vertical	329	2.65	-
5530MHz	Pass	PK	11.06G	55.40	74.00	-18.60	14.00	3	Vertical	0	1.50	-
5610MHz	Pass	AV	5.459G	47.92	54.00	-6.08	2.96	3	Horizontal	24	3.67	-
5610MHz	Pass	AV	5.58G	96.33	Inf	-Inf	3.15	3	Horizontal	24	3.67	-
5610MHz	Pass	AV	11.22G	41.47	54.00	-12.53	13.78	3	Horizontal	0	1.50	-
5610MHz	Pass	PK	5.459995G	63.78	74.00	-10.22	2.96	3	Horizontal	24	3.67	-
5610MHz	Pass	PK	5.460005G	63.78	68.20	-4.42	2.96	3	Horizontal	24	3.67	-
5610MHz	Pass	PK	5.58G	107.22	Inf	-Inf	3.15	3	Horizontal	24	3.67	-
5610MHz	Pass	PK	5.741G	65.05	68.20	-3.15	3.48	3	Horizontal	24	3.67	-
5610MHz	Pass	PK	11.22G	55.59	74.00	-18.41	13.78	3	Horizontal	0	1.50	-
5610MHz	Pass	AV	5.455G	50.02	54.00	-3.98	2.96	3	Vertical	142	2.44	-
5610MHz	Pass	AV	5.617G	101.69	Inf	-Inf	3.22	3	Vertical	142	2.44	-
5610MHz	Pass	AV	11.22G	41.59	54.00	-12.41	13.78	3	Vertical	360	1.50	-
5610MHz	Pass	PK	5.456G	65.06	74.00	-8.94	2.96	3	Vertical	142	2.44	-
5610MHz	Pass	PK	5.468G	62.82	68.20	-5.38	2.96	3	Vertical	142	2.44	-
5610MHz	Pass	PK	5.598G	112.99	Inf	-Inf	3.19	3	Vertical	142	2.44	-
5610MHz	Pass	PK	5.739G	67.77	68.20	-0.43	3.48	3	Vertical	142	2.44	-
5610MHz	Pass	PK	11.22G	55.70	74.00	-18.30	13.78	3	Vertical	360	1.50	-
802.11ac_VHT80+80_Nss1,(MCS0)_2TX	-	-	-	-	-	-	-	-	-	-	-	-
#5290MHz,5530MHz	Pass	AV	5.149995G	43.38	54.00	-10.62	2.80	3	Horizontal	0	3.34	-
#5290MHz,5530MHz	Pass	AV	5.2972G	93.54	Inf	-Inf	2.87	3	Horizontal	0	3.34	-
#5290MHz,5530MHz	Pass	AV	5.3632G	48.83	54.00	-5.17	2.91	3	Horizontal	0	3.34	-
#5290MHz,5530MHz	Pass	AV	15.87G	44.02	54.00	-9.98	12.55	3	Horizontal	360	1.50	-
#5290MHz,5530MHz	Pass	PK	5.149995G	56.70	74.00	-17.30	2.80	3	Horizontal	0	3.34	-
#5290MHz,5530MHz	Pass	PK	5.2978G	104.46	Inf	-Inf	2.87	3	Horizontal	0	3.34	-
#5290MHz,5530MHz	Pass	PK	5.4274G	62.09	74.00	-11.91	2.94	3	Horizontal	0	3.34	-
#5290MHz,5530MHz	Pass	PK	15.87G	58.37	74.00	-15.63	12.55	3	Horizontal	360	1.50	-
#5290MHz,5530MHz	Pass	AV	5.149995G	43.73	54.00	-10.27	2.80	3	Vertical	146	2.66	-
#5290MHz,5530MHz	Pass	AV	5.314G	97.59	Inf	-Inf	2.88	3	Vertical	146	2.66	-
#5290MHz,5530MHz	Pass	AV	5.356G	53.70	54.00	-0.30	2.90	3	Vertical	146	2.66	-
#5290MHz,5530MHz	Pass	AV	15.87G	44.08	54.00	-9.92	12.55	3	Vertical	0	1.50	-
#5290MHz,5530MHz	Pass	PK	5.149G	56.04	74.00	-17.96	2.80	3	Vertical	146	2.66	-
#5290MHz,5530MHz	Pass	PK	5.314G	108.87	Inf	-Inf	2.88	3	Vertical	146	2.66	-



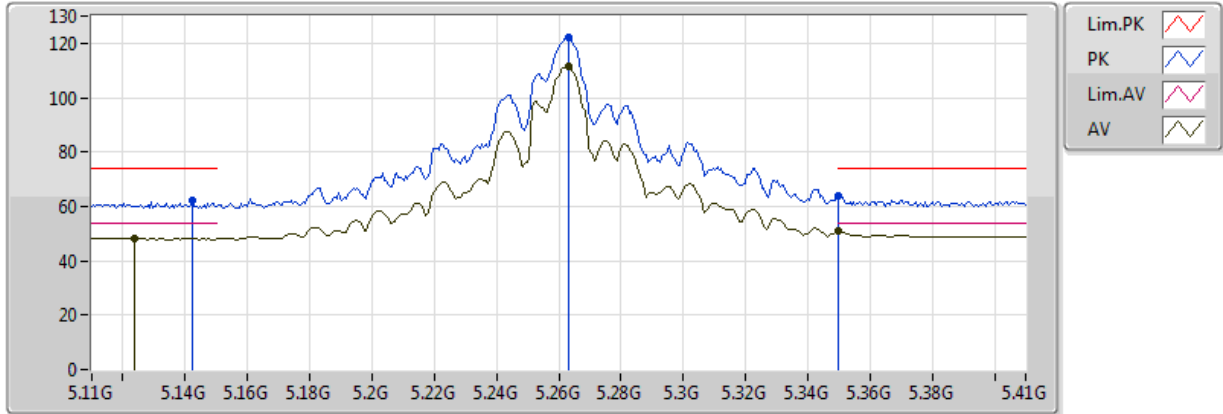
RSE TX above 1GHz Result

Appendix D.3

Mode	Result	Type	Freq (Hz)	Level (dBuV/m)	Limit (dBuV/m)	Margin (dB)	Factor (dB)	Dist (m)	Condition	Azimuth (°)	Height (m)	Comments
#5290MHz,#5530MHz	Pass	PK	5.3566G	66.45	74.00	-7.55	2.90	3	Vertical	146	2.66	-
#5290MHz,#5530MHz	Pass	PK	15.87G	58.48	74.00	-15.52	12.55	3	Vertical	0	1.50	-
802.11ac VHT80+80_Nss1,(MCS0)_2TX	-	-	-	-	-	-	-	-	-	-	-	-
5290MHz,#5530MHz	Pass	AV	5.4274G	48.39	54.00	-5.61	2.94	3	Horizontal	0	3.34	-
5290MHz,#5530MHz	Pass	AV	5.5336G	90.14	Inf	-Inf	3.05	3	Horizontal	0	3.34	-
5290MHz,#5530MHz	Pass	AV	11.06G	40.55	54.00	-13.45	14.00	3	Horizontal	0	1.50	-
5290MHz,#5530MHz	Pass	PK	5.4214G	62.30	74.00	-11.70	2.94	3	Horizontal	0	3.34	-
5290MHz,#5530MHz	Pass	PK	5.4688G	62.22	68.20	-5.98	2.96	3	Horizontal	0	3.34	-
5290MHz,#5530MHz	Pass	PK	5.5342G	100.73	Inf	-Inf	3.05	3	Horizontal	0	3.34	-
5290MHz,#5530MHz	Pass	PK	11.06G	55.34	74.00	-18.66	14.00	3	Horizontal	0	1.50	-
5290MHz,#5530MHz	Pass	AV	5.4382G	52.20	54.00	-1.80	2.95	3	Vertical	146	2.66	-
5290MHz,#5530MHz	Pass	AV	5.542G	95.47	Inf	-Inf	3.07	3	Vertical	146	2.66	-
5290MHz,#5530MHz	Pass	AV	11.06G	41.85	54.00	-12.15	14.00	3	Vertical	360	1.50	-
5290MHz,#5530MHz	Pass	PK	5.4394G	66.93	74.00	-7.07	2.95	3	Vertical	146	2.66	-
5290MHz,#5530MHz	Pass	PK	5.464G	66.95	68.20	-1.25	2.96	3	Vertical	146	2.66	-
5290MHz,#5530MHz	Pass	PK	5.5432G	106.25	Inf	-Inf	3.07	3	Vertical	146	2.66	-
5290MHz,#5530MHz	Pass	PK	11.06G	55.78	74.00	-18.22	14.00	3	Vertical	360	1.50	-
802.11ac VHT80+80_Nss1,(MCS0)_4TX	-	-	-	-	-	-	-	-	-	-	-	-
#5530MHz,#5610MHz	Pass	AV	5.459G	45.65	54.00	-8.35	2.96	3	Horizontal	199	3.60	-
#5530MHz,#5610MHz	Pass	AV	5.499G	91.44	Inf	-Inf	2.98	3	Horizontal	199	3.60	-
#5530MHz,#5610MHz	Pass	AV	11.06G	41.45	54.00	-12.55	14.00	3	Horizontal	360	1.50	-
#5530MHz,#5610MHz	Pass	PK	5.331G	55.87	68.20	-12.33	2.89	3	Horizontal	199	3.60	-
#5530MHz,#5610MHz	Pass	PK	5.454G	59.12	74.00	-14.88	2.96	3	Horizontal	199	3.60	-
#5530MHz,#5610MHz	Pass	PK	5.462G	58.14	68.20	-10.06	2.96	3	Horizontal	199	3.60	-
#5530MHz,#5610MHz	Pass	PK	5.5G	102.08	Inf	-Inf	2.98	3	Horizontal	199	3.60	-
#5530MHz,#5610MHz	Pass	PK	5.745G	56.39	68.20	-11.81	3.49	3	Horizontal	199	3.60	-
#5530MHz,#5610MHz	Pass	PK	11.06G	55.11	74.00	-18.89	14.00	3	Horizontal	360	1.50	-
#5530MHz,#5610MHz	Pass	AV	5.456G	50.92	54.00	-3.08	2.96	3	Vertical	150	2.38	-
#5530MHz,#5610MHz	Pass	AV	5.537G	98.06	Inf	-Inf	3.06	3	Vertical	150	2.38	-
#5530MHz,#5610MHz	Pass	AV	11.06G	41.62	54.00	-12.38	14.00	3	Vertical	0	1.50	-
#5530MHz,#5610MHz	Pass	PK	5.337G	57.01	68.20	-11.19	2.89	3	Vertical	150	2.38	-
#5530MHz,#5610MHz	Pass	PK	5.441G	65.72	74.00	-8.28	2.95	3	Vertical	150	2.38	-
#5530MHz,#5610MHz	Pass	PK	5.469G	64.90	68.20	-3.30	2.96	3	Vertical	150	2.38	-
#5530MHz,#5610MHz	Pass	PK	5.516G	109.07	Inf	-Inf	3.01	3	Vertical	150	2.38	-
#5530MHz,#5610MHz	Pass	PK	5.746G	58.29	68.20	-9.91	3.49	3	Vertical	150	2.38	-
#5530MHz,#5610MHz	Pass	PK	11.06G	55.64	74.00	-18.36	14.00	3	Vertical	0	1.50	-

11a_Nss1_4TX

5260MHz_TX

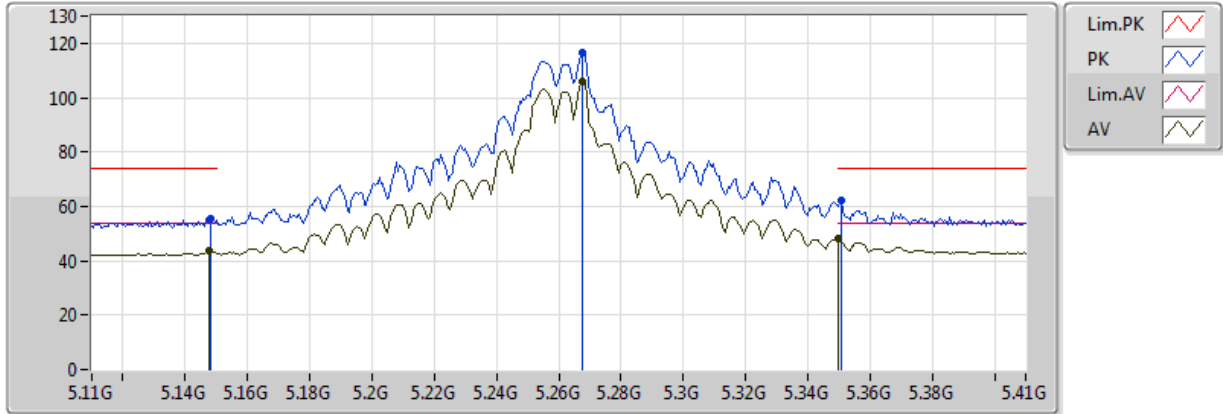


EUT = Z

Type	Freq (Hz)	Level (dBuV/m)	Limit (dBuV/m)	Margin (dB)	Factor (dB)	Dist (m)	Condition	Azimuth (°)	Height (m)	Comments	Raw (dBuV)	AF (dB)	CL (dB)	PA (dB)
AV	5.1238G	48.26	54.00	-5.74	2.78	3	Vertical	67	2.47	-	45.47	31.65	5.61	34.48
AV	5.263G	111.55	Inf	-Inf	2.86	3	Vertical	67	2.47	-	108.70	31.71	5.64	34.49
AV	5.350005G	50.91	54.00	-3.09	2.90	3	Vertical	67	2.47	-	48.01	31.74	5.65	34.49
PK	5.1424G	62.15	74.00	-11.85	2.80	3	Vertical	67	2.47	-	59.36	31.66	5.62	34.48
PK	5.263G	122.05	Inf	-Inf	2.86	3	Vertical	67	2.47	-	119.20	31.71	5.64	34.49
PK	5.350005G	64.06	74.00	-9.94	2.90	3	Vertical	67	2.47	-	61.16	31.74	5.65	34.49

11a_Nss1_4TX

5260MHz_TX

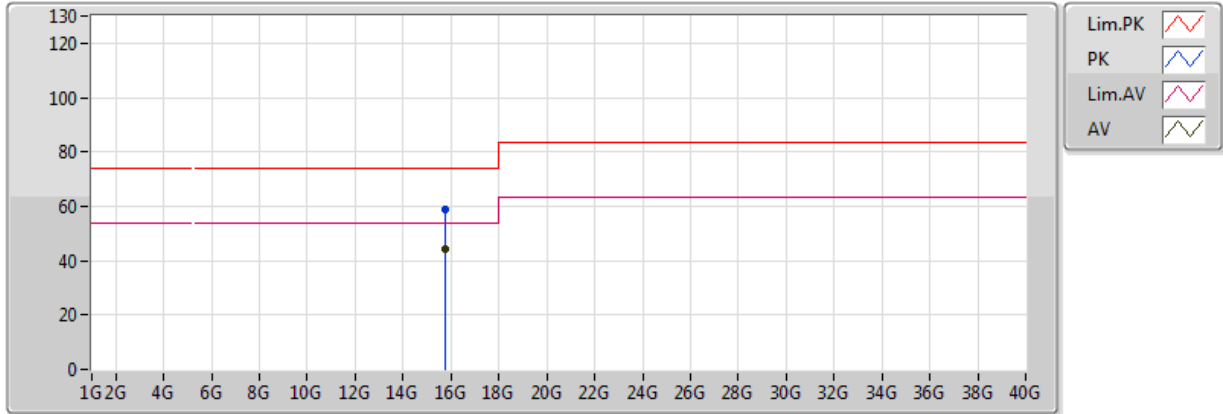


EUT = Z

Type	Freq (Hz)	Level (dBuV/m)	Limit (dBuV/m)	Margin (dB)	Factor (dB)	Dist (m)	Condition	Azimuth (°)	Height (m)	Comments	Raw (dBuV)	AF (dB)	CL (dB)	PA (dB)
AV	5.1478G	43.44	54.00	-10.56	2.80	3	Horizontal	27	3.26	-	40.64	31.66	5.62	34.48
AV	5.2678G	105.95	Inf	-Inf	2.86	3	Horizontal	27	3.26	-	103.09	31.71	5.64	34.49
AV	5.350005G	47.91	54.00	-6.09	2.90	3	Horizontal	27	3.26	-	45.01	31.74	5.65	34.49
PK	5.1484G	55.26	74.00	-18.74	2.80	3	Horizontal	27	3.26	-	52.46	31.66	5.62	34.48
PK	5.2678G	116.53	Inf	-Inf	2.86	3	Horizontal	27	3.26	-	113.67	31.71	5.64	34.49
PK	5.3506G	62.09	74.00	-11.91	2.90	3	Horizontal	27	3.26	-	59.19	31.74	5.65	34.49

11a_Nss1_4TX

5260MHz_TX

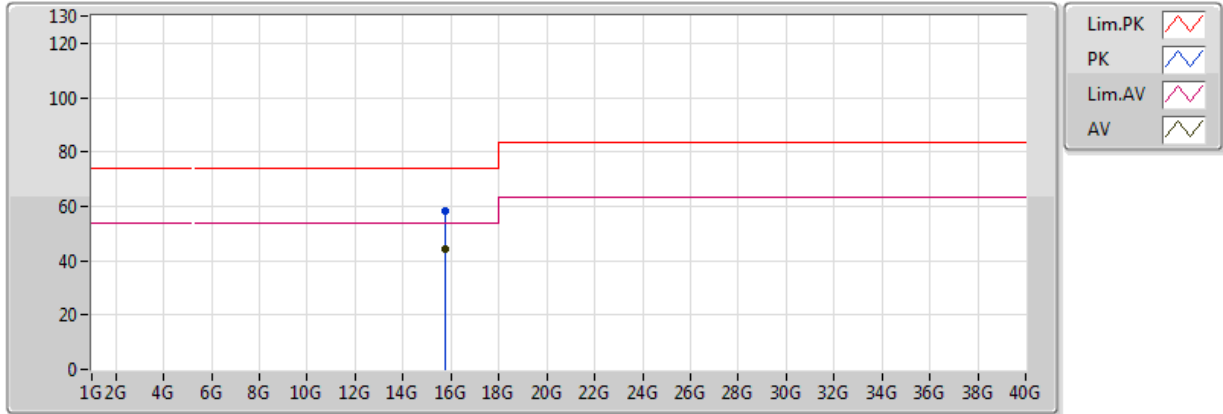


EUT = Z

Type	Freq (Hz)	Level (dBuV/m)	Limit (dBuV/m)	Margin (dB)	Factor (dB)	Dist (m)	Condition	Azimuth (°)	Height (m)	Comments	Raw (dBuV)	AF (dB)	CL (dB)	PA (dB)
AV	15.78G	44.51	54.00	-9.49	12.98	3	Vertical	360	1.50	-	31.53	37.94	10.02	34.97
PK	15.78G	58.67	74.00	-15.33	12.98	3	Vertical	360	1.50	-	45.69	37.94	10.02	34.97

11a_Nss1_4TX

5260MHz_TX

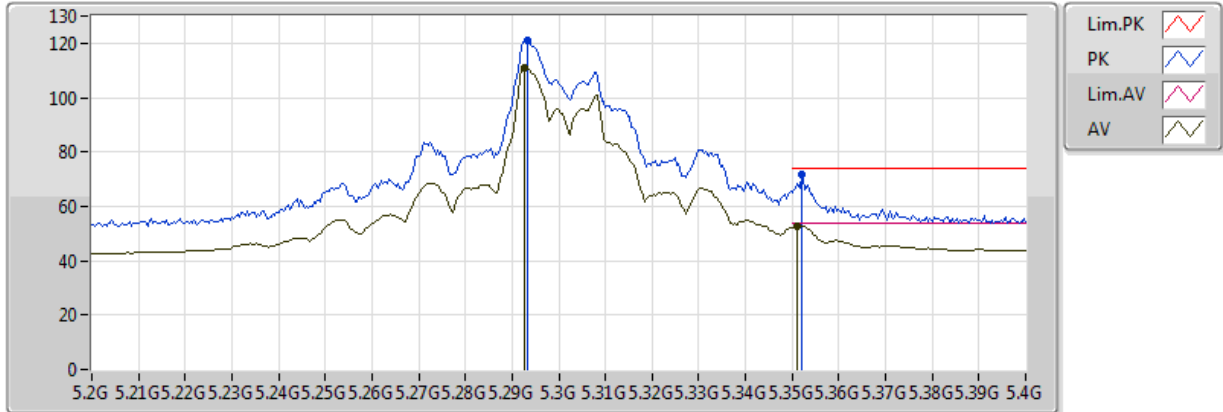


EUT = Z

Type	Freq (Hz)	Level (dBuV/m)	Limit (dBuV/m)	Margin (dB)	Factor (dB)	Dist (m)	Condition	Azimuth (°)	Height (m)	Comments	Raw (dBuV)	AF (dB)	CL (dB)	PA (dB)
AV	15.78G	43.99	54.00	-10.01	12.98	3	Horizontal	0	1.50	-	31.01	37.94	10.02	34.97
PK	15.78G	58.44	74.00	-15.56	12.98	3	Horizontal	0	1.50	-	45.46	37.94	10.02	34.97

11a_Nss1_4TX

5300MHz_TX

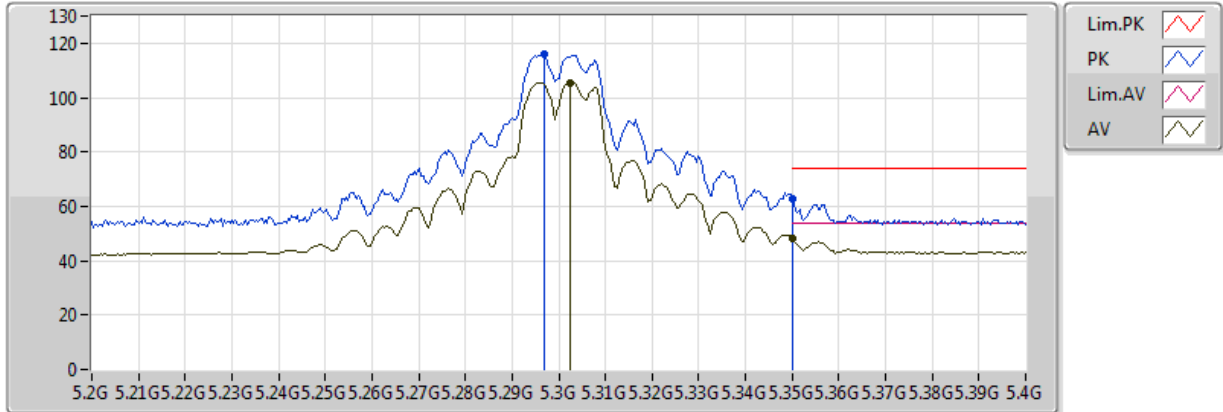


EUT = Z

Type	Freq (Hz)	Level (dBuV/m)	Limit (dBuV/m)	Margin (dB)	Factor (dB)	Dist (m)	Condition	Azimuth (°)	Height (m)	Comments	Raw (dBuV)	AF (dB)	CL (dB)	PA (dB)
AV	5.2928G	110.92	Inf	-Inf	2.87	3	Vertical	321	2.57	-	108.05	31.72	5.64	34.49
AV	5.3512G	52.90	54.00	-1.10	2.90	3	Vertical	321	2.57	-	50.00	31.74	5.65	34.49
PK	5.2932G	121.30	Inf	-Inf	2.87	3	Vertical	321	2.57	-	118.43	31.72	5.64	34.49
PK	5.352G	71.64	74.00	-2.36	2.90	3	Vertical	321	2.57	-	68.74	31.74	5.65	34.49

11a_Nss1_4TX

5300MHz_TX

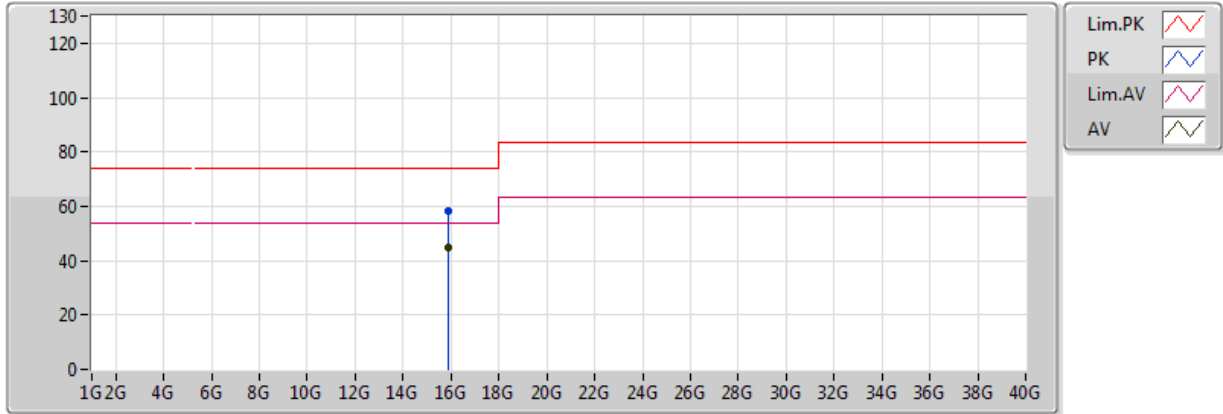


EUT = Z

Type	Freq (Hz)	Level (dBuV/m)	Limit (dBuV/m)	Margin (dB)	Factor (dB)	Dist (m)	Condition	Azimuth (°)	Height (m)	Comments	Raw (dBuV)	AF (dB)	CL (dB)	PA (dB)
AV	5.3024G	105.40	Inf	-Inf	2.87	3	Horizontal	5	3.50	-	102.53	31.72	5.64	34.49
AV	5.350005G	48.28	54.00	-5.72	2.90	3	Horizontal	5	3.50	-	45.38	31.74	5.65	34.49
PK	5.2968G	115.87	Inf	-Inf	2.87	3	Horizontal	5	3.50	-	113.00	31.72	5.64	34.49
PK	5.350005G	62.53	74.00	-11.47	2.90	3	Horizontal	5	3.50	-	59.63	31.74	5.65	34.49

11a_Nss1_4TX

5300MHz_TX

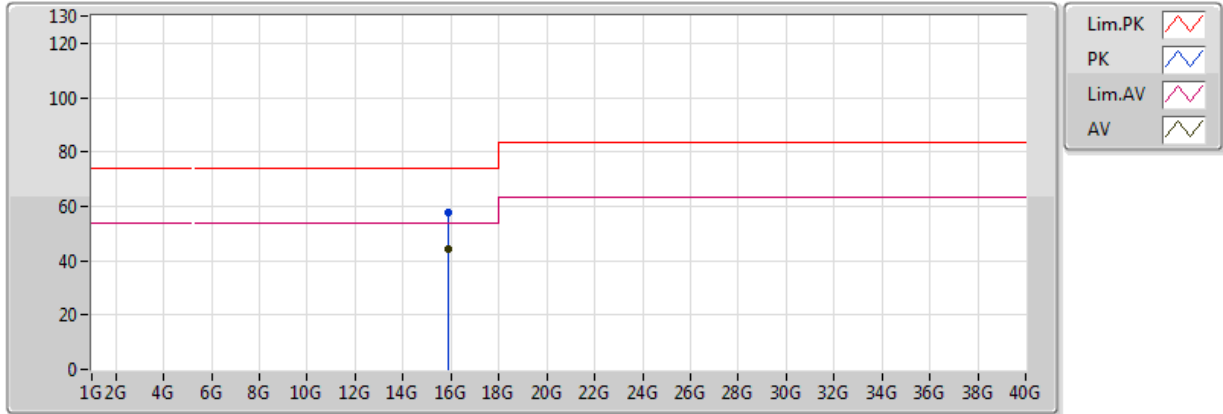


EUT = Z

Type	Freq (Hz)	Level (dBuV/m)	Limit (dBuV/m)	Margin (dB)	Factor (dB)	Dist (m)	Condition	Azimuth (°)	Height (m)	Comments	Raw (dBuV)	AF (dB)	CL (dB)	PA (dB)
AV	15.9G	44.88	54.00	-9.12	12.41	3	Vertical	0	1.50	-	32.47	37.48	10.05	35.12
PK	15.9G	58.48	74.00	-15.52	12.41	3	Vertical	0	1.50	-	46.07	37.48	10.05	35.12

11a_Nss1_4TX

5300MHz_TX

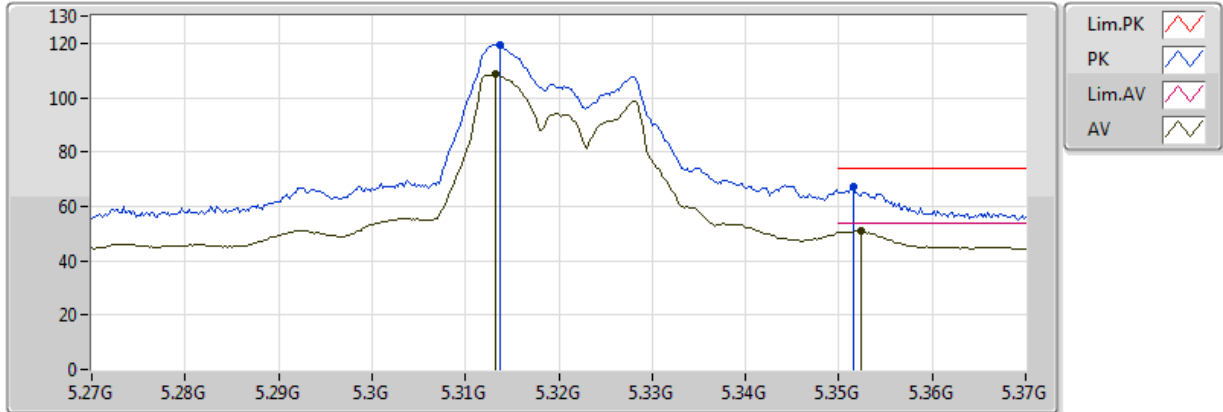


EUT = Z

Type	Freq (Hz)	Level (dBuV/m)	Limit (dBuV/m)	Margin (dB)	Factor (dB)	Dist (m)	Condition	Azimuth (°)	Height (m)	Comments	Raw (dBuV)	AF (dB)	CL (dB)	PA (dB)
AV	15.9G	43.99	54.00	-10.01	12.41	3	Horizontal	360	1.50	-	31.58	37.48	10.05	35.12
PK	15.9G	57.86	74.00	-16.14	12.41	3	Horizontal	360	1.50	-	45.45	37.48	10.05	35.12

11a_Nss1_4TX

5320MHz_TX

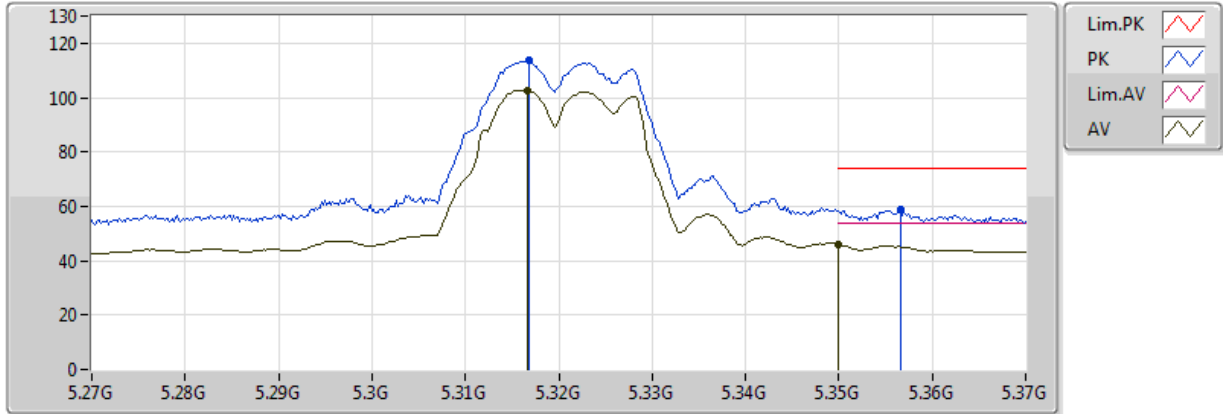


EUT = Z

Type	Freq (Hz)	Level (dBuV/m)	Limit (dBuV/m)	Margin (dB)	Factor (dB)	Dist (m)	Condition	Azimuth (°)	Height (m)	Comments	Raw (dBuV)	AF (dB)	CL (dB)	PA (dB)
AV	5.3132G	108.43	Inf	-Inf	2.88	3	Vertical	321	2.49	-	105.55	31.73	5.64	34.49
AV	5.3524G	51.12	54.00	-2.88	2.90	3	Vertical	321	2.49	-	48.22	31.74	5.65	34.49
PK	5.3138G	119.26	Inf	-Inf	2.88	3	Vertical	321	2.49	-	116.38	31.73	5.64	34.49
PK	5.3516G	67.20	74.00	-6.80	2.90	3	Vertical	321	2.49	-	64.30	31.74	5.65	34.49

11a_Nss1_4TX

5320MHz_TX

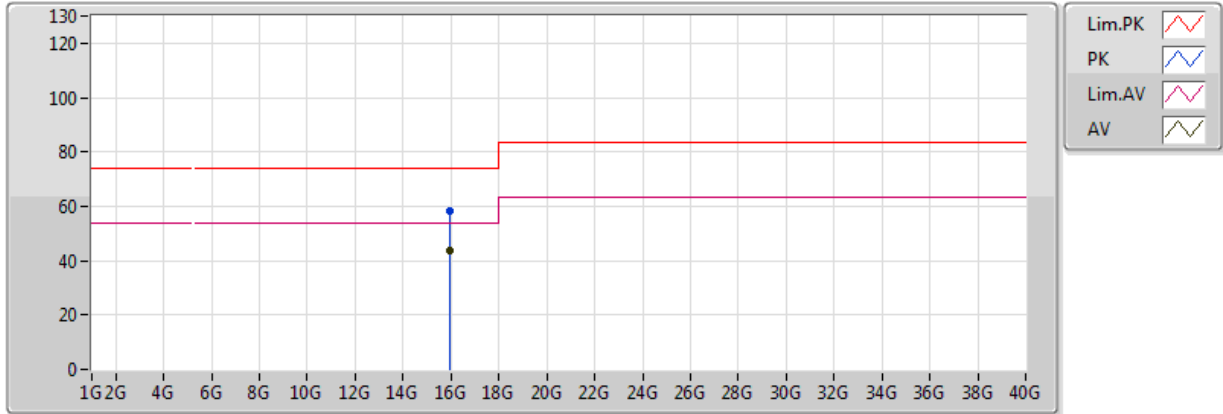


EUT = Z

Type	Freq (Hz)	Level (dBuV/m)	Limit (dBuV/m)	Margin (dB)	Factor (dB)	Dist (m)	Condition	Azimuth (°)	Height (m)	Comments	Raw (dBuV)	AF (dB)	CL (dB)	PA (dB)
AV	5.3166G	102.71	Inf	-Inf	2.88	3	Horizontal	5	3.67	-	99.83	31.73	5.64	34.49
AV	5.350005G	46.08	54.00	-7.92	2.90	3	Horizontal	5	3.67	-	43.18	31.74	5.65	34.49
PK	5.3168G	113.77	Inf	-Inf	2.88	3	Horizontal	5	3.67	-	110.89	31.73	5.64	34.49
PK	5.3566G	58.77	74.00	-15.23	2.90	3	Horizontal	5	3.67	-	55.87	31.74	5.65	34.49

11a_Nss1_4TX

5320MHz_TX

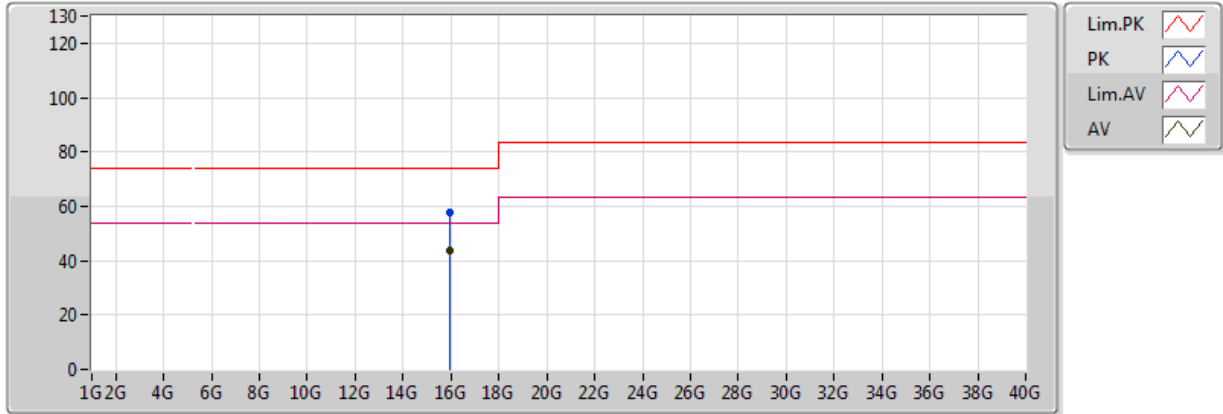


EUT = Z

Type	Freq (Hz)	Level (dBuV/m)	Limit (dBuV/m)	Margin (dB)	Factor (dB)	Dist (m)	Condition	Azimuth (°)	Height (m)	Comments	Raw (dBuV)	AF (dB)	CL (dB)	PA (dB)
AV	15.96G	43.92	54.00	-10.08	12.12	3	Vertical	360	1.50	-	31.80	37.25	10.06	35.19
PK	15.96G	58.08	74.00	-15.92	12.12	3	Vertical	360	1.50	-	45.96	37.25	10.06	35.19

11a_Nss1_4TX

5320MHz_TX

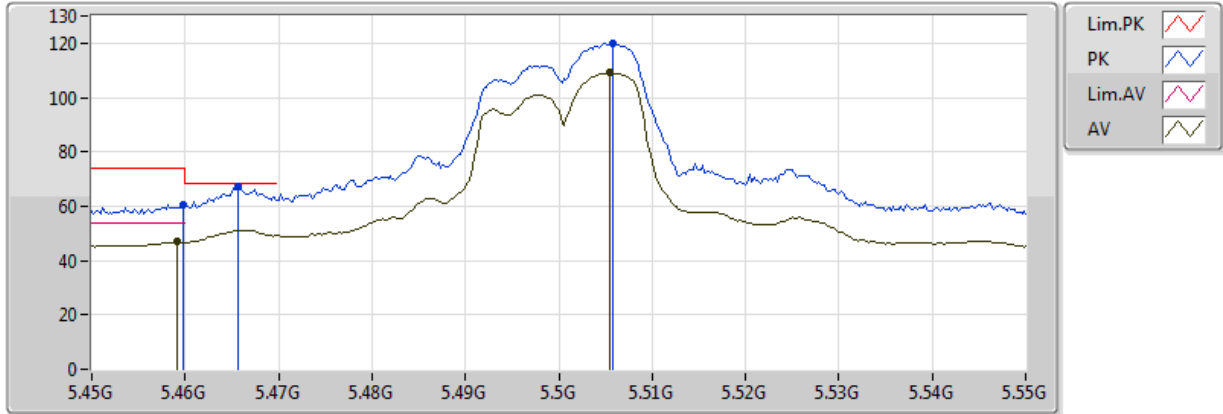


EUT = Z

Type	Freq (Hz)	Level (dBuV/m)	Limit (dBuV/m)	Margin (dB)	Factor (dB)	Dist (m)	Condition	Azimuth (°)	Height (m)	Comments	Raw (dBuV)	AF (dB)	CL (dB)	PA (dB)
AV	15.96G	43.80	54.00	-10.20	12.12	3	Horizontal	0	1.50	-	31.68	37.25	10.06	35.19
PK	15.96G	57.72	74.00	-16.28	12.12	3	Horizontal	0	1.50	-	45.60	37.25	10.06	35.19

802.11a_Nss1,(6Mbps)_4TX

5500MHz_TX

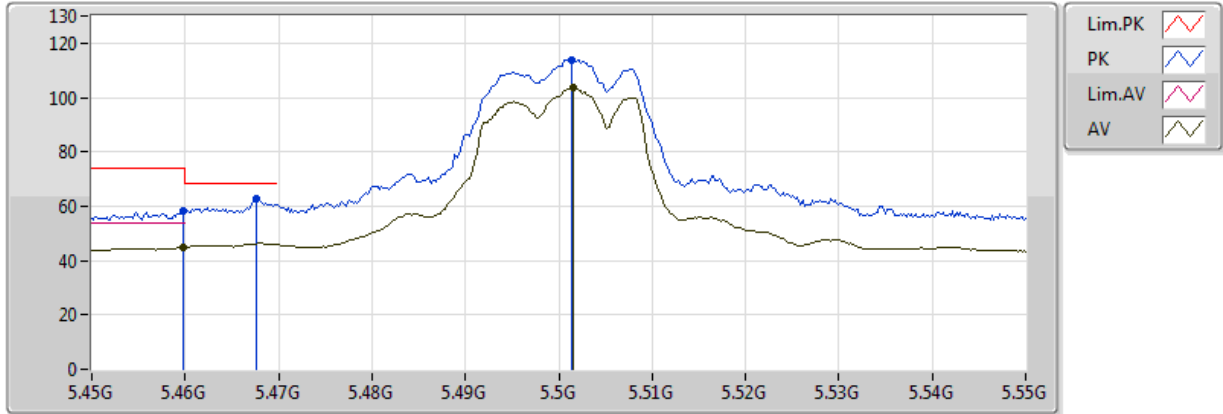


EUT = Z

Type	Freq (Hz)	Level (dBuV/m)	Limit (dBuV/m)	Margin (dB)	Factor (dB)	Dist (m)	Condition	Azimuth (°)	Height (m)	Comments	Raw (dBuV)	AF (dB)	CL (dB)	PA (dB)
AV	5.4592G	46.80	54.00	-7.20	2.96	3	Vertical	141	2.54	-	43.84	31.78	5.67	34.49
AV	5.5054G	109.09	Inf	-Inf	2.99	3	Vertical	141	2.54	-	106.10	31.81	5.67	34.49
PK	5.4598G	60.65	74.00	-13.35	2.96	3	Vertical	141	2.54	-	57.69	31.78	5.67	34.49
PK	5.4656G	67.05	68.20	-1.15	2.96	3	Vertical	141	2.54	-	64.08	31.79	5.67	34.49
PK	5.5058G	120.11	Inf	-Inf	2.99	3	Vertical	141	2.54	-	117.12	31.81	5.67	34.49

802.11a_Nss1,(6Mbps)_4TX

5500MHz_TX

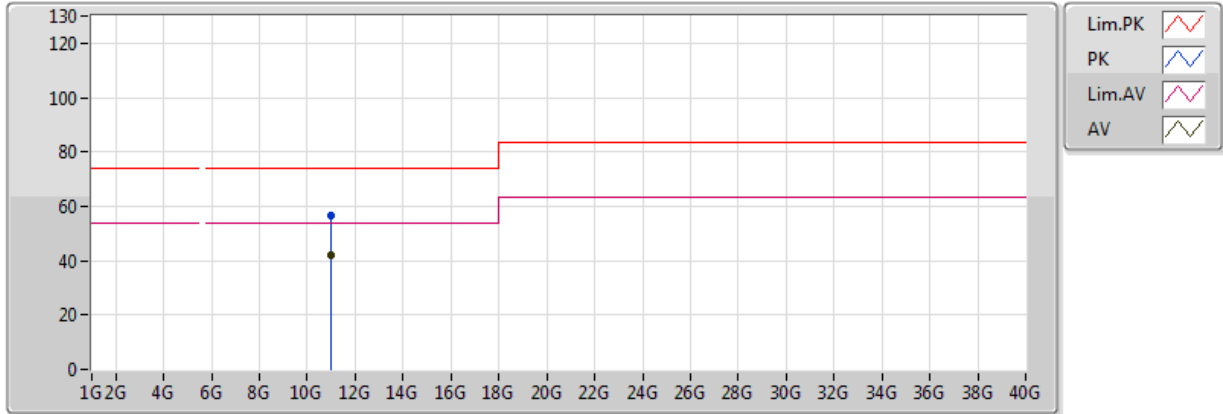


EUT = Z

Type	Freq (Hz)	Level (dBuV/m)	Limit (dBuV/m)	Margin (dB)	Factor (dB)	Dist (m)	Condition	Azimuth (°)	Height (m)	Comments	Raw (dBuV)	AF (dB)	CL (dB)	PA (dB)
AV	5.4598G	44.87	54.00	-9.13	2.96	3	Horizontal	32	2.53	-	41.91	31.78	5.67	34.49
AV	5.5016G	103.42	Inf	-Inf	2.98	3	Horizontal	32	2.53	-	100.44	31.80	5.67	34.49
PK	5.4598G	58.54	74.00	-15.46	2.96	3	Horizontal	32	2.53	-	55.58	31.78	5.67	34.49
PK	5.4676G	63.03	68.20	-5.17	2.96	3	Horizontal	32	2.53	-	60.07	31.79	5.67	34.49
PK	5.5014G	113.89	Inf	-Inf	2.98	3	Horizontal	32	2.53	-	110.90	31.80	5.67	34.49

11a_Nss1_4TX

5500MHz_TX

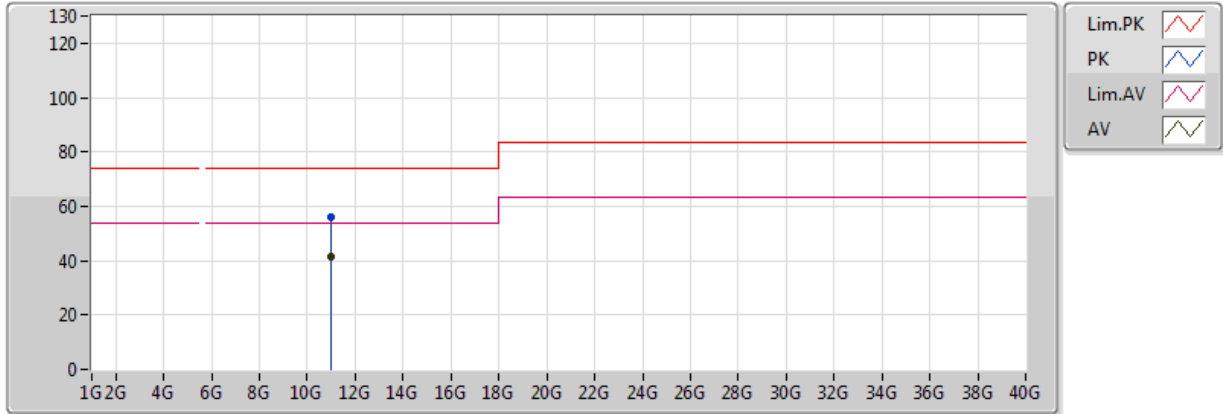


EUT = Z

Type	Freq (Hz)	Level (dBuV/m)	Limit (dBuV/m)	Margin (dB)	Factor (dB)	Dist (m)	Condition	Azimuth (°)	Height (m)	Comments	Raw (dBuV)	AF (dB)	CL (dB)	PA (dB)
AV	11G	42.03	54.00	-11.97	14.08	3	Vertical	0	1.50	-	27.95	40.40	8.22	34.54
PK	11G	56.41	74.00	-17.59	14.08	3	Vertical	0	1.50	-	42.33	40.40	8.22	34.54

11a_Nss1_4TX

5500MHz_TX

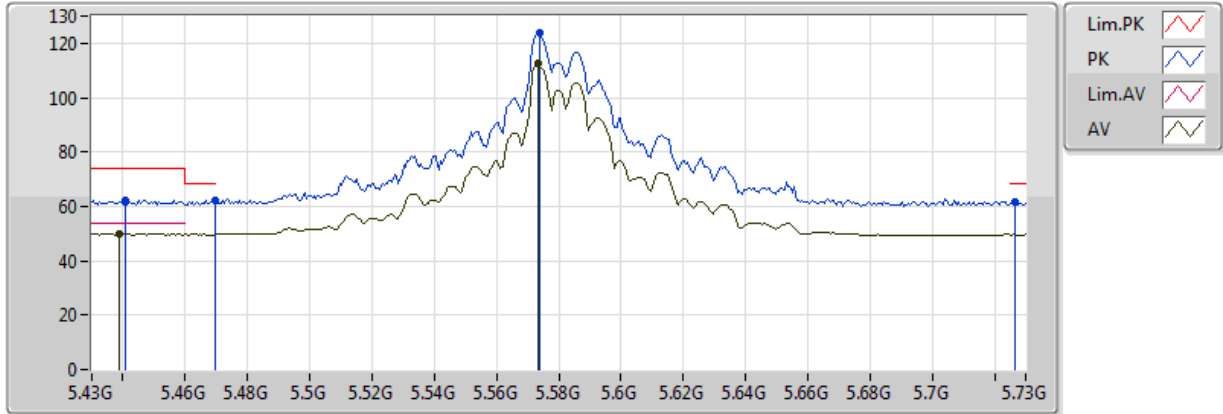


EUT = Z

Type	Freq (Hz)	Level (dBuV/m)	Limit (dBuV/m)	Margin (dB)	Factor (dB)	Dist (m)	Condition	Azimuth (°)	Height (m)	Comments	Raw (dBuV)	AF (dB)	CL (dB)	PA (dB)
AV	11G	41.68	54.00	-12.32	14.08	3	Horizontal	360	1.50	-	27.60	40.40	8.22	34.54
PK	11G	56.00	74.00	-18.00	14.08	3	Horizontal	360	1.50	-	41.92	40.40	8.22	34.54

802.11a_Nss1,(6Mbps)_4TX

5580MHz_TX

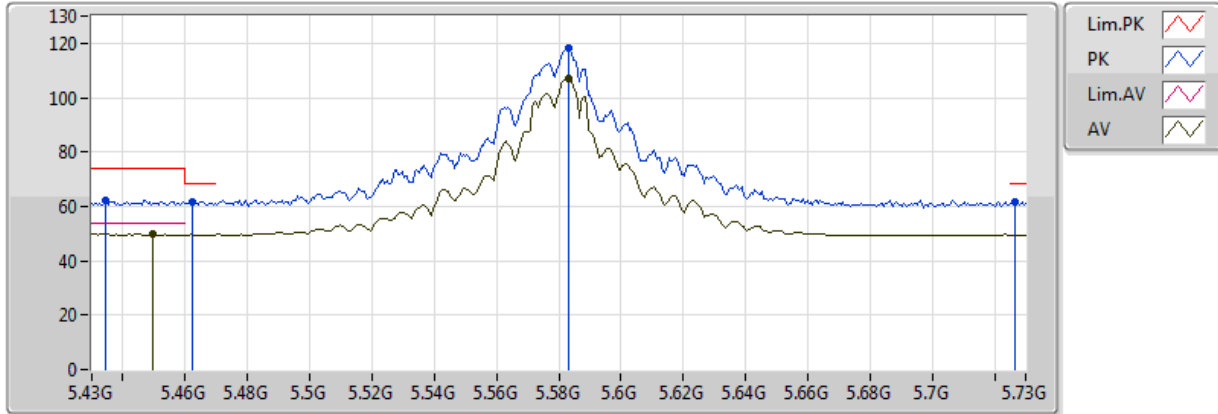


EUT = Z

Type	Freq (Hz)	Level (dBuV/m)	Limit (dBuV/m)	Margin (dB)	Factor (dB)	Dist (m)	Condition	Azimuth (°)	Height (m)	Comments	Raw (dBuV)	AF (dB)	CL (dB)	PA (dB)
AV	5.439G	49.89	54.00	-4.11	2.95	3	Vertical	327	2.88	-	46.94	31.78	5.66	34.49
AV	5.5734G	112.89	Inf	-Inf	3.13	3	Vertical	327	2.88	-	109.76	31.92	5.72	34.50
PK	5.4408G	62.33	74.00	-11.67	2.95	3	Vertical	327	2.88	-	59.38	31.78	5.66	34.49
PK	5.4696G	62.21	68.20	-5.99	2.96	3	Vertical	327	2.88	-	59.24	31.79	5.67	34.49
PK	5.574G	123.83	Inf	-Inf	3.14	3	Vertical	327	2.88	-	120.70	31.92	5.72	34.50
PK	5.7264G	61.47	68.20	-6.73	3.45	3	Vertical	327	2.88	-	58.02	32.16	5.83	34.55

802.11a_Nss1,(6Mbps)_4TX

5580MHz_TX

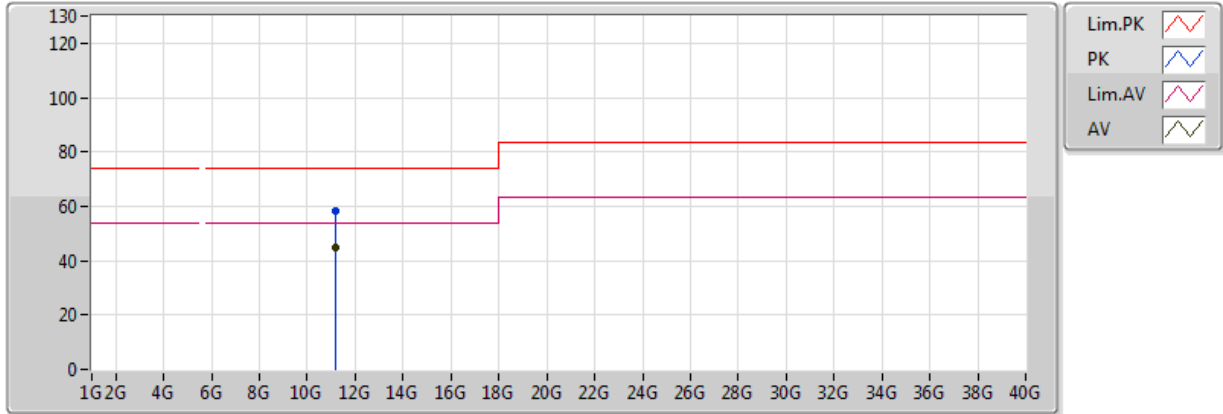


EUT = Z

Type	Freq (Hz)	Level (dBuV/m)	Limit (dBuV/m)	Margin (dB)	Factor (dB)	Dist (m)	Condition	Azimuth (°)	Height (m)	Comments	Raw (dBuV)	AF (dB)	CL (dB)	PA (dB)
AV	5.4498G	49.71	54.00	-4.29	2.95	3	Horizontal	31	2.54	-	46.75	31.78	5.66	34.49
AV	5.583G	107.26	Inf	-Inf	3.15	3	Horizontal	31	2.54	-	104.11	31.93	5.73	34.51
PK	5.4342G	62.10	74.00	-11.90	2.95	3	Horizontal	31	2.54	-	59.15	31.77	5.66	34.49
PK	5.4624G	61.71	68.20	-6.49	2.96	3	Horizontal	31	2.54	-	58.75	31.78	5.67	34.49
PK	5.583G	118.01	Inf	-Inf	3.15	3	Horizontal	31	2.54	-	114.86	31.93	5.73	34.51
PK	5.7264G	61.86	68.20	-6.34	3.45	3	Horizontal	31	2.54	-	58.41	32.16	5.83	34.55

11a_Nss1_4TX

5580MHz_TX

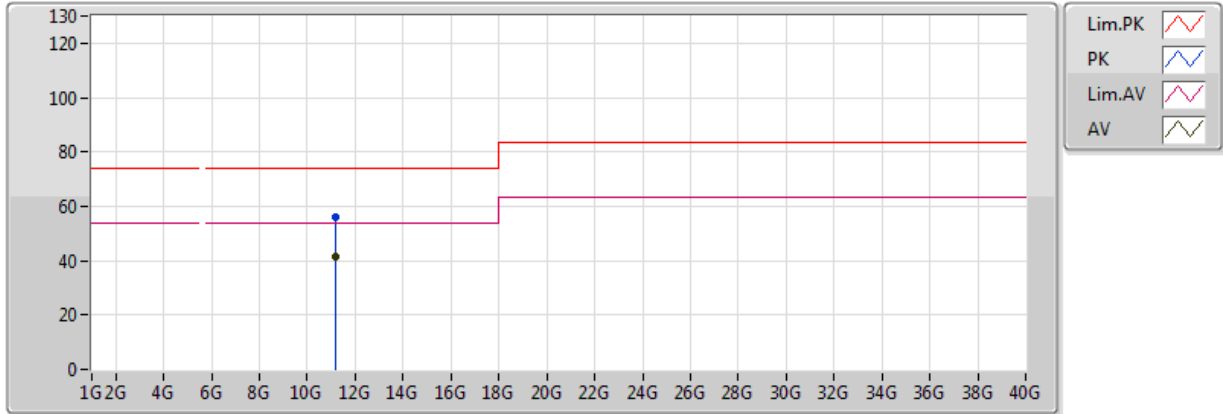


EUT = Z

Type	Freq (Hz)	Level (dBuV/m)	Limit (dBuV/m)	Margin (dB)	Factor (dB)	Dist (m)	Condition	Azimuth (°)	Height (m)	Comments	Raw (dBuV)	AF (dB)	CL (dB)	PA (dB)
AV	11.16G	44.72	54.00	-9.28	13.86	3	Vertical	159	3.49	-	30.86	40.18	8.26	34.58
PK	11.16G	58.40	74.00	-15.60	13.86	3	Vertical	159	3.49	-	44.54	40.18	8.26	34.58

11a_Nss1_4TX

5580MHz_TX

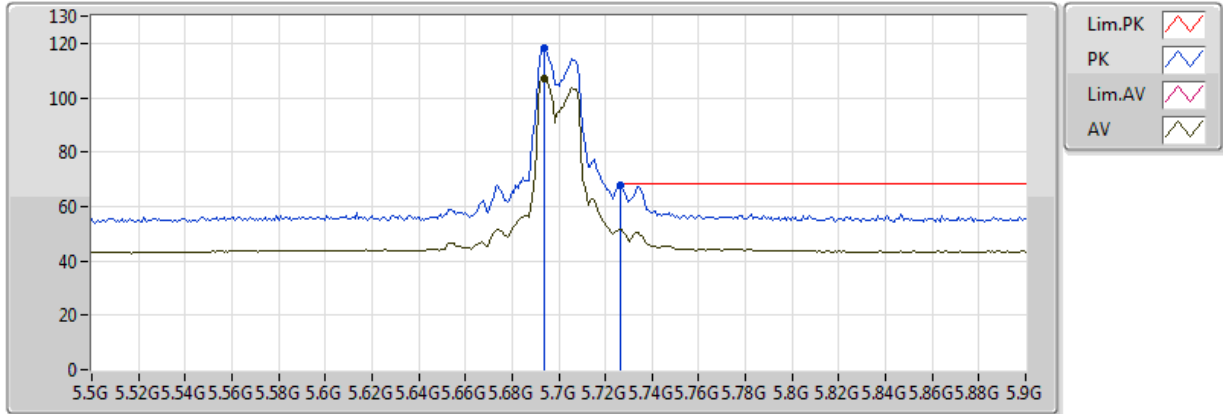


EUT = Z

Type	Freq (Hz)	Level (dBuV/m)	Limit (dBuV/m)	Margin (dB)	Factor (dB)	Dist (m)	Condition	Azimuth (°)	Height (m)	Comments	Raw (dBuV)	AF (dB)	CL (dB)	PA (dB)
AV	11.16G	41.52	54.00	-12.48	13.86	3	Horizontal	0	1.50	-	27.66	40.18	8.26	34.58
PK	11.16G	55.93	74.00	-18.07	13.86	3	Horizontal	0	1.50	-	42.07	40.18	8.26	34.58

11a_Nss1_4TX

5700MHz_TX

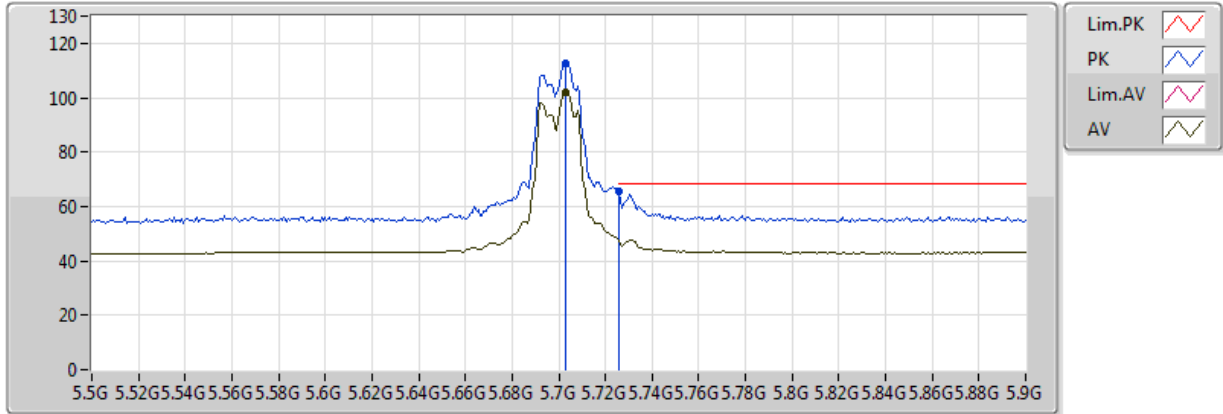


EUT = Z

Type	Freq (Hz)	Level (dBuV/m)	Limit (dBuV/m)	Margin (dB)	Factor (dB)	Dist (m)	Condition	Azimuth (°)	Height (m)	Comments	Raw (dBuV)	AF (dB)	CL (dB)	PA (dB)
AV	5.6936G	107.06	Inf	-Inf	3.38	3	Vertical	330	2.50	-	103.68	32.11	5.81	34.54
PK	5.6936G	118.49	Inf	-Inf	3.38	3	Vertical	330	2.50	-	115.12	32.11	5.81	34.54
PK	5.7264G	68.01	68.20	-0.19	3.45	3	Vertical	330	2.50	-	64.56	32.16	5.83	34.55

11a_Nss1_4TX

5700MHz_TX

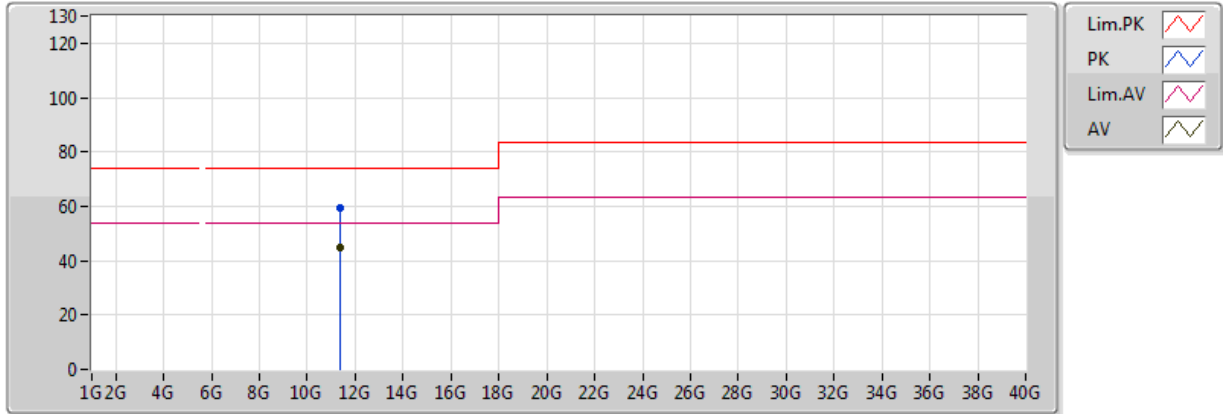


EUT = Z

Type	Freq (Hz)	Level (dBuV/m)	Limit (dBuV/m)	Margin (dB)	Factor (dB)	Dist (m)	Condition	Azimuth (°)	Height (m)	Comments	Raw (dBuV)	AF (dB)	CL (dB)	PA (dB)
AV	5.7032G	101.94	Inf	-Inf	3.40	3	Horizontal	26	2.33	-	98.54	32.13	5.81	34.54
PK	5.7032G	112.87	Inf	-Inf	3.40	3	Horizontal	26	2.33	-	109.48	32.13	5.81	34.54
PK	5.7256G	65.78	68.20	-2.42	3.45	3	Horizontal	26	2.33	-	62.33	32.16	5.83	34.55

11a_Nss1_4TX

5700MHz_TX

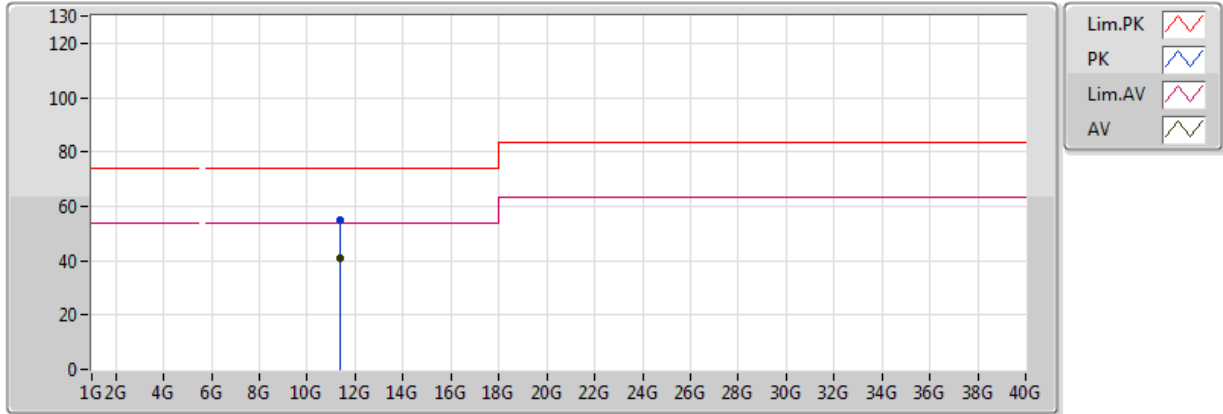


EUT = Z

Type	Freq (Hz)	Level (dBuV/m)	Limit (dBuV/m)	Margin (dB)	Factor (dB)	Dist (m)	Condition	Azimuth (°)	Height (m)	Comments	Raw (dBuV)	AF (dB)	CL (dB)	PA (dB)
AV	11.4G	44.81	54.00	-9.19	13.53	3	Vertical	159	3.26	-	31.28	39.84	8.33	34.64
PK	11.4G	59.41	74.00	-14.59	13.53	3	Vertical	159	3.26	-	45.88	39.84	8.33	34.64

11a_Nss1_4TX

5700MHz_TX

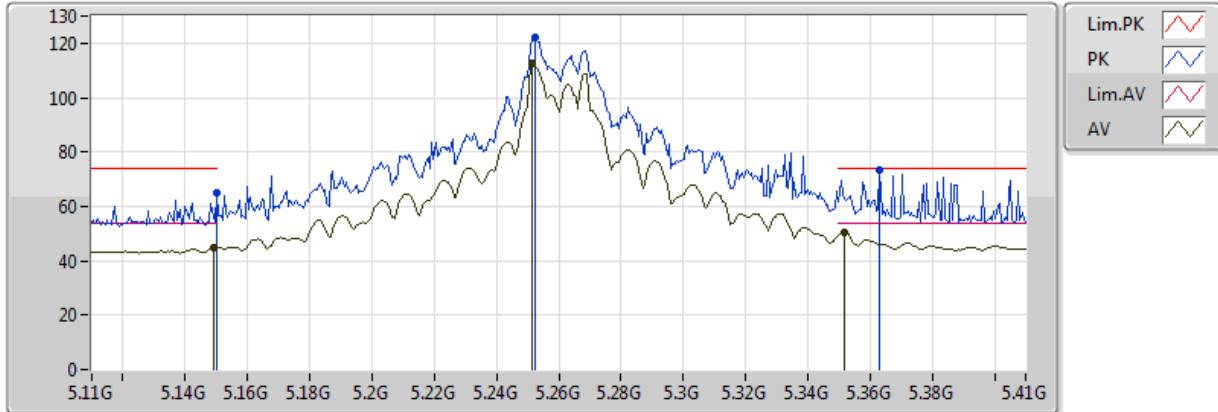


EUT = Z

Type	Freq (Hz)	Level (dBuV/m)	Limit (dBuV/m)	Margin (dB)	Factor (dB)	Dist (m)	Condition	Azimuth (°)	Height (m)	Comments	Raw (dBuV)	AF (dB)	CL (dB)	PA (dB)
AV	11.4G	41.12	54.00	-12.88	13.53	3	Horizontal	360	1.50	-	27.59	39.84	8.33	34.64
PK	11.4G	54.86	74.00	-19.14	13.53	3	Horizontal	360	1.50	-	41.33	39.84	8.33	34.64

VHT20_Nss1_4TX

5260MHz_TX

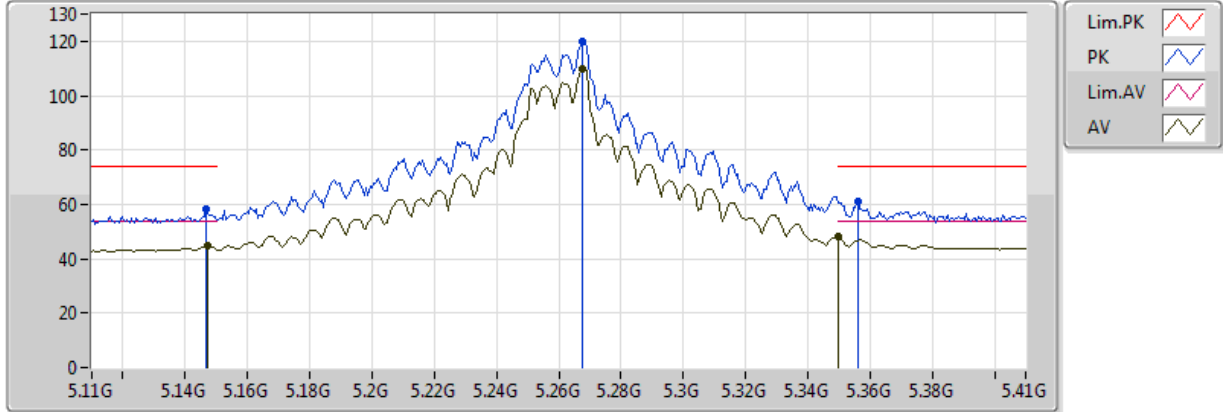


EUT = Z

Type	Freq (Hz)	Level (dBuV/m)	Limit (dBuV/m)	Margin (dB)	Factor (dB)	Dist (m)	Condition	Azimuth (°)	Height (m)	Comments	Raw (dBuV)	AF (dB)	CL (dB)	PA (dB)
AV	5.149G	44.82	54.00	-9.18	2.80	3	Vertical	329	2.41	-	42.02	31.66	5.62	34.48
AV	5.2516G	112.38	Inf	-Inf	2.85	3	Vertical	329	2.41	-	109.53	31.70	5.64	34.49
AV	5.3518G	50.16	54.00	-3.84	2.90	3	Vertical	329	2.41	-	47.26	31.74	5.65	34.49
PK	5.149995G	65.02	74.00	-8.98	2.80	3	Vertical	329	2.41	-	62.22	31.66	5.62	34.48
PK	5.2522G	122.06	Inf	-Inf	2.85	3	Vertical	329	2.41	-	119.21	31.70	5.64	34.49
PK	5.3632G	73.27	74.00	-0.73	2.91	3	Vertical	329	2.41	-	70.36	31.75	5.65	34.49

VHT20_Nss1_4TX

5260MHz_TX

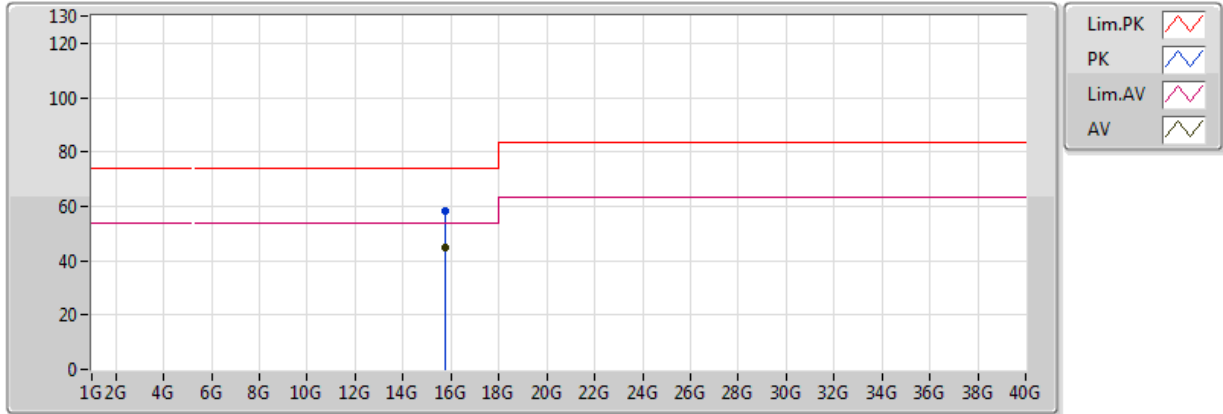


EUT = Z

Type	Freq (Hz)	Level (dBuV/m)	Limit (dBuV/m)	Margin (dB)	Factor (dB)	Dist (m)	Condition	Azimuth (°)	Height (m)	Comments	Raw (dBuV)	AF (dB)	CL (dB)	PA (dB)
AV	5.1472G	44.93	54.00	-9.07	2.80	3	Horizontal	25	3.55	-	42.13	31.66	5.62	34.48
AV	5.2678G	110.10	Inf	-Inf	2.86	3	Horizontal	25	3.55	-	107.24	31.71	5.64	34.49
AV	5.350005G	47.96	54.00	-6.04	2.90	3	Horizontal	25	3.55	-	45.06	31.74	5.65	34.49
PK	5.1466G	58.45	74.00	-15.55	2.80	3	Horizontal	25	3.55	-	55.65	31.66	5.62	34.48
PK	5.2678G	119.83	Inf	-Inf	2.86	3	Horizontal	25	3.55	-	116.97	31.71	5.64	34.49
PK	5.356G	61.02	74.00	-12.98	2.90	3	Horizontal	25	3.55	-	58.12	31.74	5.65	34.49

VHT20_Nss1_4TX

5260MHz_TX

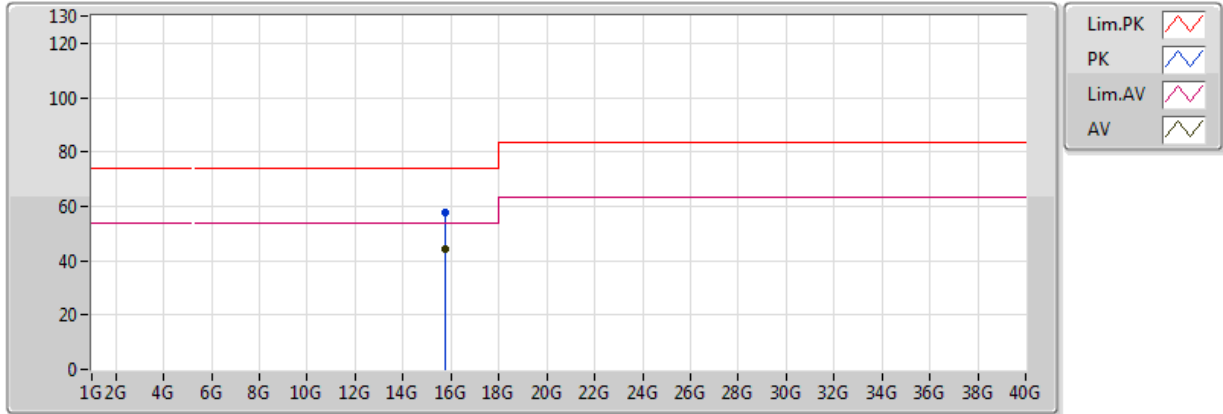


EUT = Z

Type	Freq (Hz)	Level (dBuV/m)	Limit (dBuV/m)	Margin (dB)	Factor (dB)	Dist (m)	Condition	Azimuth (°)	Height (m)	Comments	Raw (dBuV)	AF (dB)	CL (dB)	PA (dB)
AV	15.78G	44.61	54.00	-9.39	12.98	3	Vertical	0	1.50	-	31.63	37.94	10.02	34.97
PK	15.78G	58.34	74.00	-15.66	12.98	3	Vertical	0	1.50	-	45.36	37.94	10.02	34.97

VHT20_Nss1_4TX

5260MHz_TX

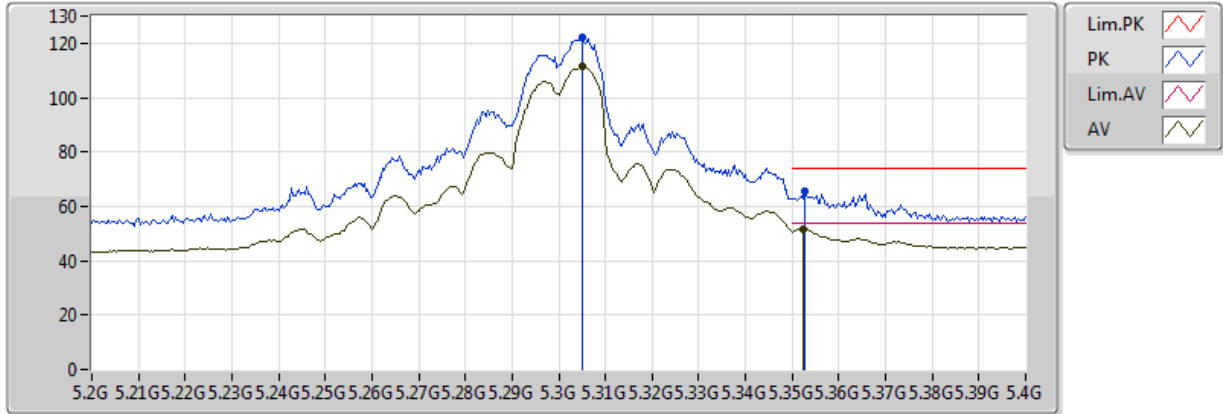


EUT = Z

Type	Freq (Hz)	Level (dBuV/m)	Limit (dBuV/m)	Margin (dB)	Factor (dB)	Dist (m)	Condition	Azimuth (°)	Height (m)	Comments	Raw (dBuV)	AF (dB)	CL (dB)	PA (dB)
AV	15.78G	44.02	54.00	-9.98	12.98	3	Horizontal	360	1.50	-	31.04	37.94	10.02	34.97
PK	15.78G	57.62	74.00	-16.38	12.98	3	Horizontal	360	1.50	-	44.64	37.94	10.02	34.97

VHT20_Nss1_4TX

5300MHz_TX

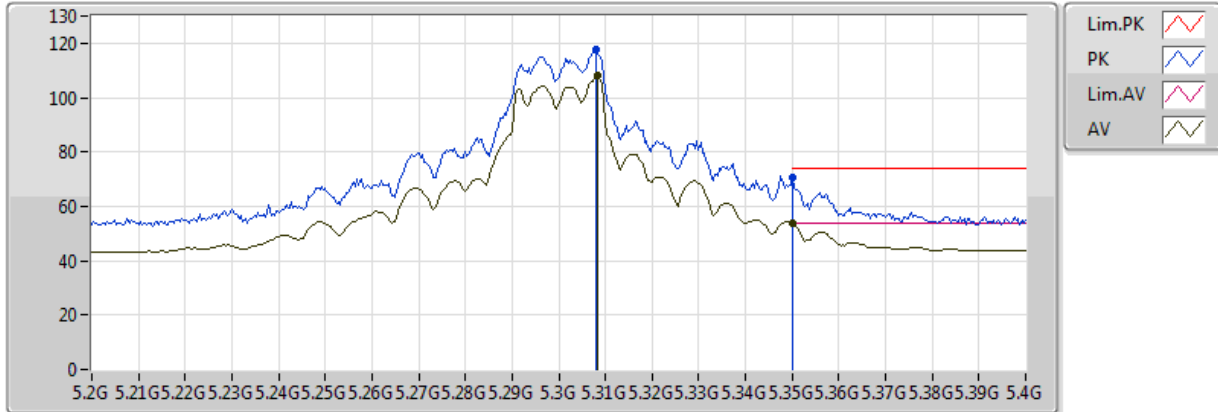


EUT = Z

Type	Freq (Hz)	Level (dBuV/m)	Limit (dBuV/m)	Margin (dB)	Factor (dB)	Dist (m)	Condition	Azimuth (°)	Height (m)	Comments	Raw (dBuV)	AF (dB)	CL (dB)	PA (dB)
AV	5.3052G	111.27	Inf	-Inf	2.87	3	Vertical	139	3.29	-	108.39	31.72	5.64	34.49
AV	5.3524G	51.66	54.00	-2.34	2.90	3	Vertical	139	3.29	-	48.76	31.74	5.65	34.49
PK	5.3052G	122.05	Inf	-Inf	2.87	3	Vertical	139	3.29	-	119.18	31.72	5.64	34.49
PK	5.3528G	65.74	74.00	-8.26	2.90	3	Vertical	139	3.29	-	62.84	31.74	5.65	34.49

VHT20_Nss1_4TX

5300MHz_TX

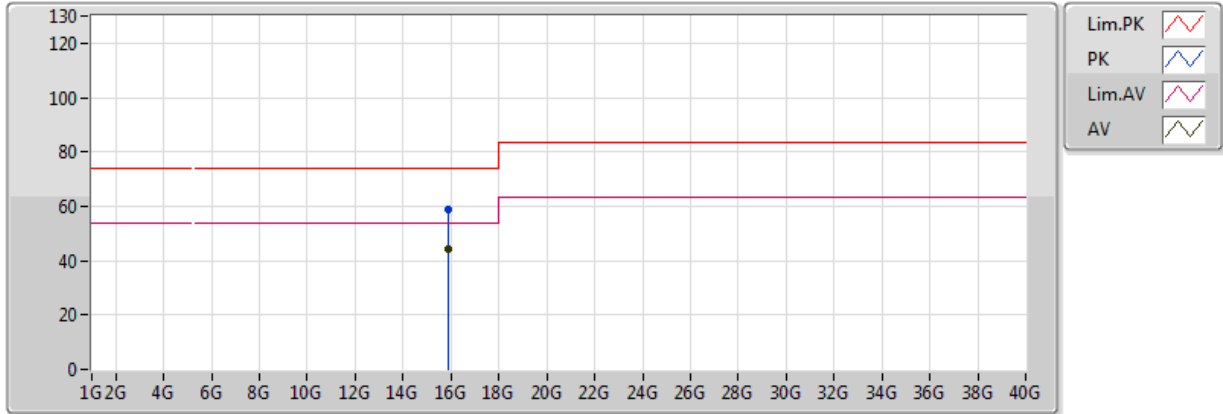


EUT = Z

Type	Freq (Hz)	Level (dBuV/m)	Limit (dBuV/m)	Margin (dB)	Factor (dB)	Dist (m)	Condition	Azimuth (°)	Height (m)	Comments	Raw (dBuV)	AF (dB)	CL (dB)	PA (dB)
AV	5.3084G	108.14	Inf	-Inf	2.88	3	Horizontal	20	3.68	-	105.27	31.72	5.64	34.49
AV	5.350005G	53.84	54.00	-0.16	2.90	3	Horizontal	20	3.68	-	50.94	31.74	5.65	34.49
PK	5.308G	117.89	Inf	-Inf	2.87	3	Horizontal	20	3.68	-	115.01	31.72	5.64	34.49
PK	5.350005G	70.87	74.00	-3.13	2.90	3	Horizontal	20	3.68	-	67.97	31.74	5.65	34.49

VHT20_Nss1_4TX

5300MHz_TX

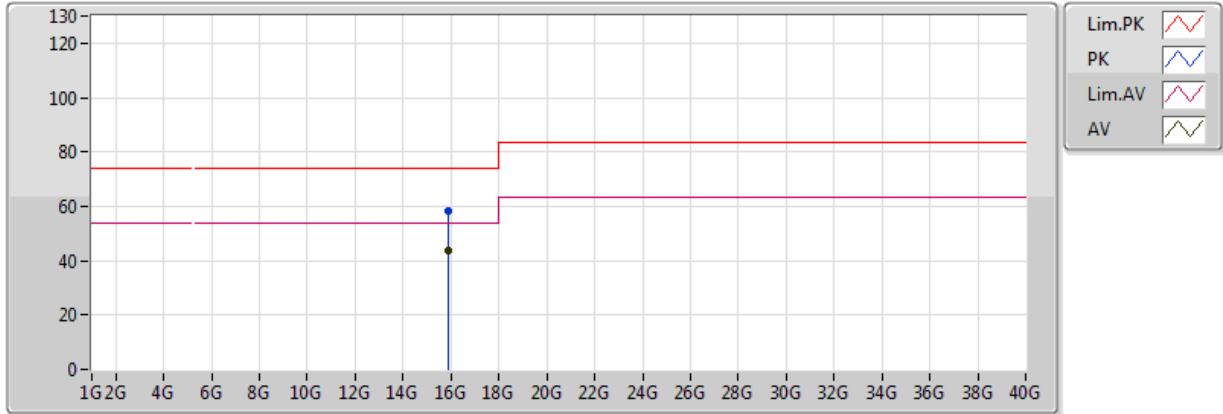


EUT = Z

Type	Freq (Hz)	Level (dBuV/m)	Limit (dBuV/m)	Margin (dB)	Factor (dB)	Dist (m)	Condition	Azimuth (°)	Height (m)	Comments	Raw (dBuV)	AF (dB)	CL (dB)	PA (dB)
AV	15.9G	44.20	54.00	-9.80	12.41	3	Vertical	0	1.50	-	31.79	37.48	10.05	35.12
PK	15.9G	58.80	74.00	-15.20	12.41	3	Vertical	0	1.50	-	46.39	37.48	10.05	35.12

VHT20_Nss1_4TX

5300MHz_TX

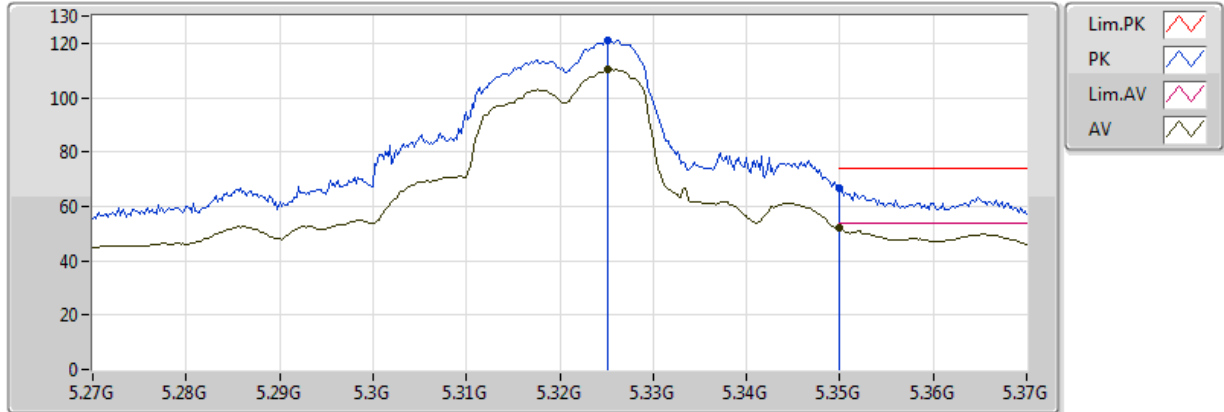


EUT = Z

Type	Freq (Hz)	Level (dBuV/m)	Limit (dBuV/m)	Margin (dB)	Factor (dB)	Dist (m)	Condition	Azimuth (°)	Height (m)	Comments	Raw (dBuV)	AF (dB)	CL (dB)	PA (dB)
AV	15.9G	43.79	54.00	-10.21	12.41	3	Horizontal	360	1.50	-	31.38	37.48	10.05	35.12
PK	15.9G	58.08	74.00	-15.92	12.41	3	Horizontal	360	1.50	-	45.67	37.48	10.05	35.12

VHT20_Nss1_4TX

5320MHz_TX

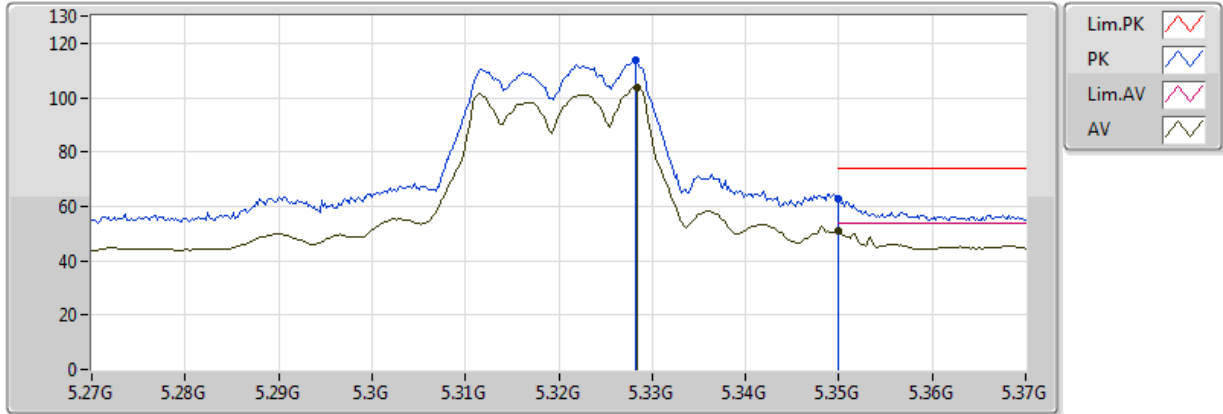


EUT = Z

Type	Freq (Hz)	Level (dBuV/m)	Limit (dBuV/m)	Margin (dB)	Factor (dB)	Dist (m)	Condition	Azimuth (°)	Height (m)	Comments	Raw (dBuV)	AF (dB)	CL (dB)	PA (dB)
AV	5.3252G	110.24	Inf	-Inf	2.89	3	Vertical	141	2.82	-	107.35	31.73	5.65	34.49
AV	5.350005G	52.01	54.00	-1.99	2.90	3	Vertical	141	2.82	-	49.11	31.74	5.65	34.49
PK	5.3252G	121.12	Inf	-Inf	2.89	3	Vertical	141	2.82	-	118.24	31.73	5.65	34.49
PK	5.350005G	66.43	74.00	-7.57	2.90	3	Vertical	141	2.82	-	63.53	31.74	5.65	34.49

VHT20_Nss1_4TX

5320MHz_TX

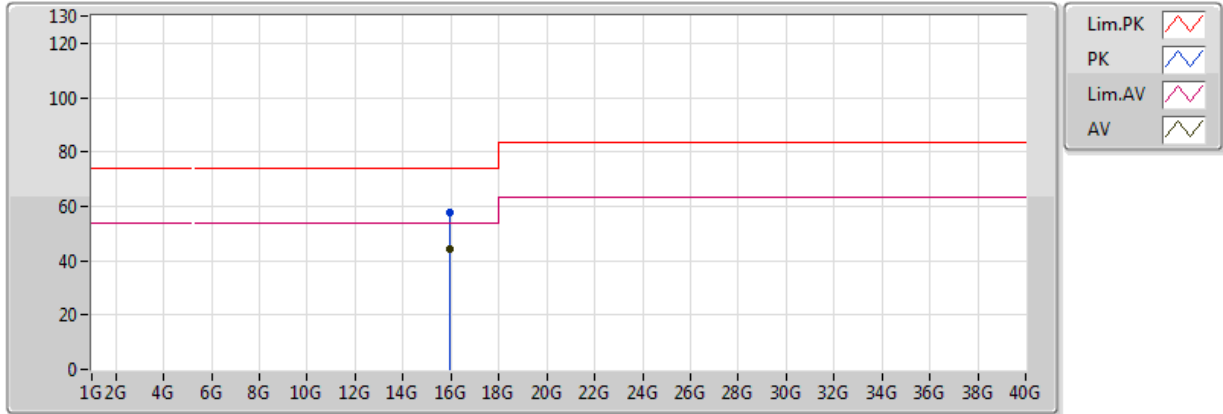


EUT = Z

Type	Freq (Hz)	Level (dBuV/m)	Limit (dBuV/m)	Margin (dB)	Factor (dB)	Dist (m)	Condition	Azimuth (°)	Height (m)	Comments	Raw (dBuV)	AF (dB)	CL (dB)	PA (dB)
AV	5.3284G	103.74	Inf	-Inf	2.89	3	Horizontal	26	3.46	-	100.85	31.73	5.65	34.49
AV	5.350005G	51.27	54.00	-2.73	2.90	3	Horizontal	26	3.46	-	48.37	31.74	5.65	34.49
PK	5.3282G	113.52	Inf	-Inf	2.89	3	Horizontal	26	3.46	-	110.63	31.73	5.65	34.49
PK	5.350005G	62.57	74.00	-11.43	2.90	3	Horizontal	26	3.46	-	59.67	31.74	5.65	34.49

VHT20_Nss1_4TX

5320MHz_TX

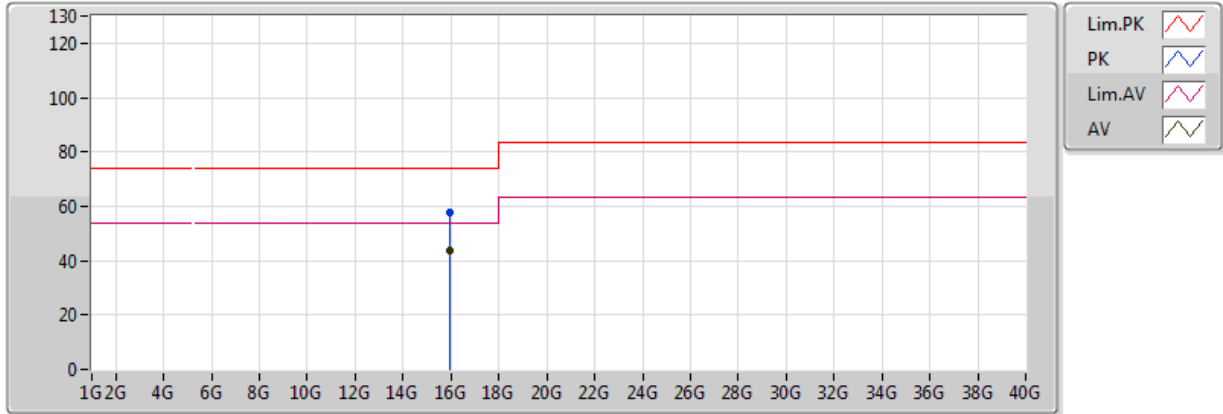


EUT = Z

Type	Freq (Hz)	Level (dBuV/m)	Limit (dBuV/m)	Margin (dB)	Factor (dB)	Dist (m)	Condition	Azimuth (°)	Height (m)	Comments	Raw (dBuV)	AF (dB)	CL (dB)	PA (dB)
AV	15.96G	44.05	54.00	-9.95	12.12	3	Vertical	360	1.50	-	31.93	37.25	10.06	35.19
PK	15.96G	57.56	74.00	-16.44	12.12	3	Vertical	360	1.50	-	45.44	37.25	10.06	35.19

VHT20_Nss1_4TX

5320MHz_TX

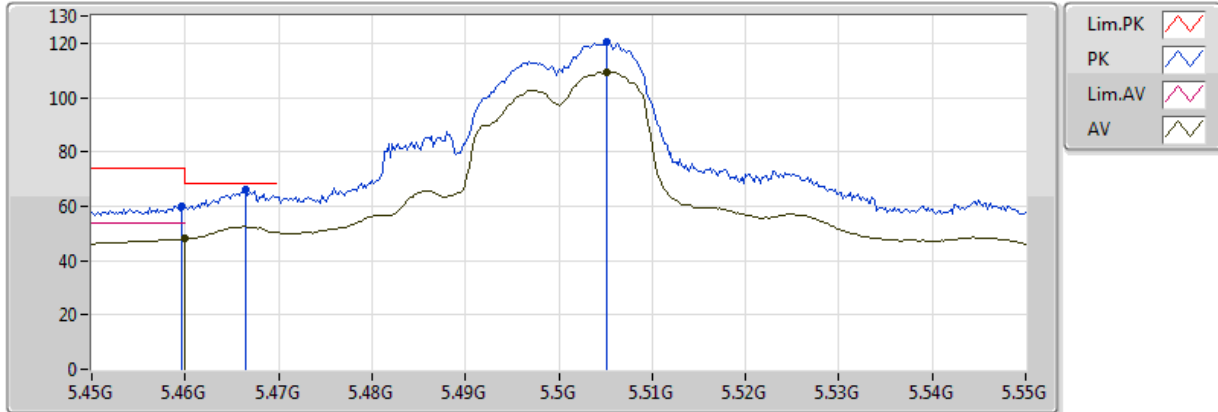


EUT = Z

Type	Freq (Hz)	Level (dBuV/m)	Limit (dBuV/m)	Margin (dB)	Factor (dB)	Dist (m)	Condition	Azimuth (°)	Height (m)	Comments	Raw (dBuV)	AF (dB)	CL (dB)	PA (dB)
AV	15.96G	43.73	54.00	-10.27	12.12	3	Horizontal	0	1.50	-	31.61	37.25	10.06	35.19
PK	15.96G	57.49	74.00	-16.51	12.12	3	Horizontal	0	1.50	-	45.37	37.25	10.06	35.19

802.11ac VHT20_Nss1,(MCS0)_4TX

5500MHz_TX

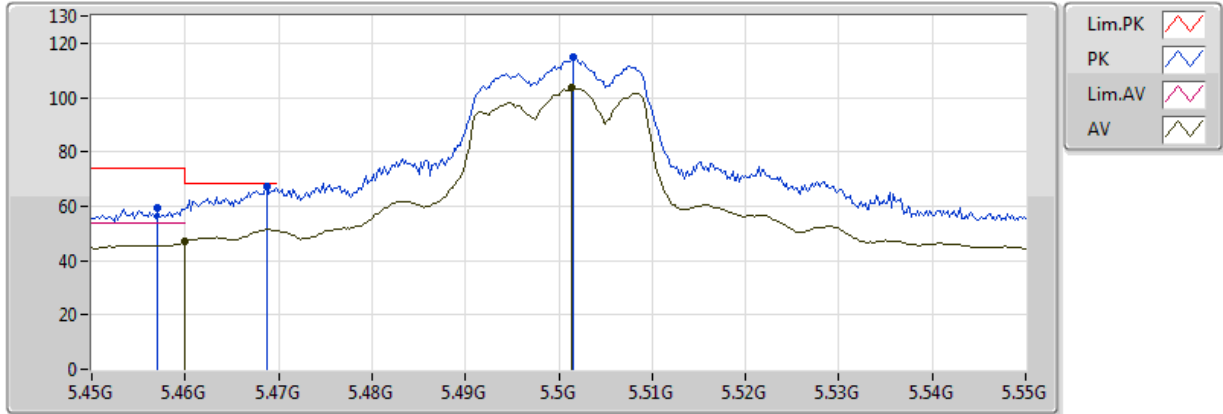


EUT = Z

Type	Freq (Hz)	Level (dBuV/m)	Limit (dBuV/m)	Margin (dB)	Factor (dB)	Dist (m)	Condition	Azimuth (°)	Height (m)	Comments	Raw (dBuV)	AF (dB)	CL (dB)	PA (dB)
AV	5.46G	47.98	54.00	-6.02	2.96	3	Vertical	141	3.23	-	45.02	31.78	5.67	34.49
AV	5.5052G	109.52	Inf	-Inf	2.99	3	Vertical	141	3.23	-	106.53	31.81	5.67	34.49
PK	5.4596G	60.17	74.00	-13.83	2.96	3	Vertical	141	3.23	-	57.21	31.78	5.67	34.49
PK	5.4664G	65.96	68.20	-2.24	2.96	3	Vertical	141	3.23	-	62.99	31.79	5.67	34.49
PK	5.5052G	120.45	Inf	-Inf	2.99	3	Vertical	141	3.23	-	117.46	31.81	5.67	34.49

802.11ac VHT20_Nss1,(MCS0)_4TX

5500MHz_TX

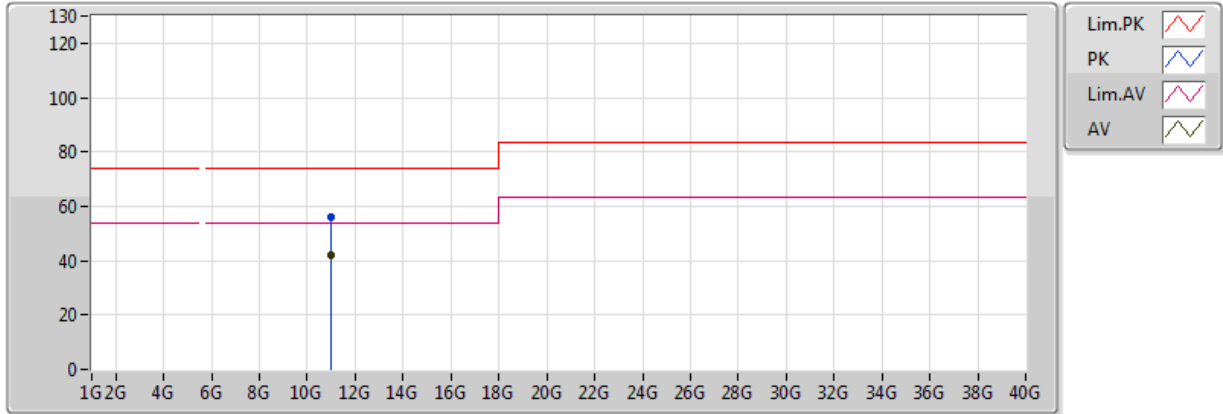


EUT = Z

Type	Freq (Hz)	Level (dBuV/m)	Limit (dBuV/m)	Margin (dB)	Factor (dB)	Dist (m)	Condition	Azimuth (°)	Height (m)	Comments	Raw (dBuV)	AF (dB)	CL (dB)	PA (dB)
AV	5.46G	46.98	54.00	-7.02	2.96	3	Horizontal	30	2.54	-	44.02	31.78	5.67	34.49
AV	5.5014G	103.51	Inf	-Inf	2.98	3	Horizontal	30	2.54	-	100.52	31.80	5.67	34.49
PK	5.457G	59.16	74.00	-14.84	2.96	3	Horizontal	30	2.54	-	56.20	31.78	5.67	34.49
PK	5.4688G	67.41	68.20	-0.79	2.96	3	Horizontal	30	2.54	-	64.44	31.79	5.67	34.49
PK	5.5016G	115.09	Inf	-Inf	2.98	3	Horizontal	30	2.54	-	112.11	31.80	5.67	34.49

VHT20_Nss1_4TX

5500MHz_TX

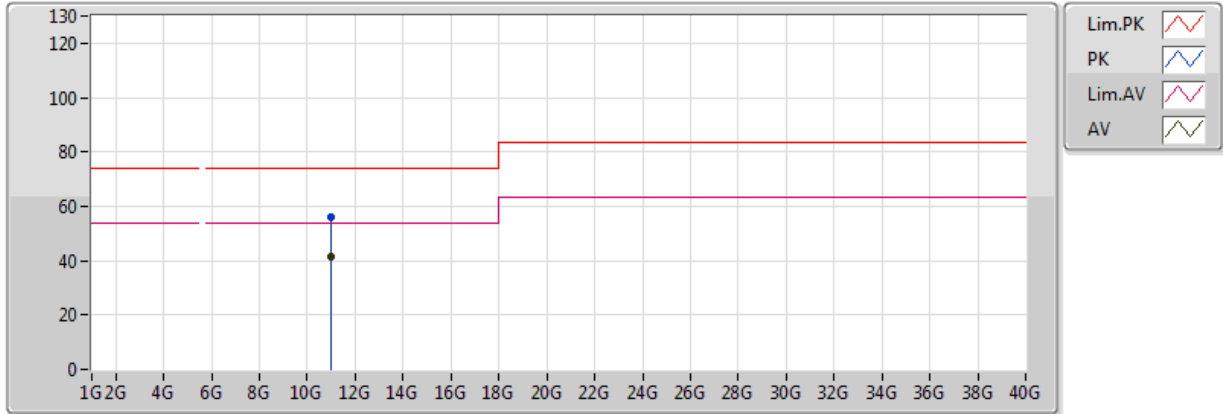


EUT = Z

Type	Freq (Hz)	Level (dBuV/m)	Limit (dBuV/m)	Margin (dB)	Factor (dB)	Dist (m)	Condition	Azimuth (°)	Height (m)	Comments	Raw (dBuV)	AF (dB)	CL (dB)	PA (dB)
AV	11G	41.82	54.00	-12.18	14.08	3	Vertical	360	1.50	-	27.74	40.40	8.22	34.54
PK	11G	56.20	74.00	-17.80	14.08	3	Vertical	360	1.50	-	42.12	40.40	8.22	34.54

VHT20_Nss1_4TX

5500MHz_TX

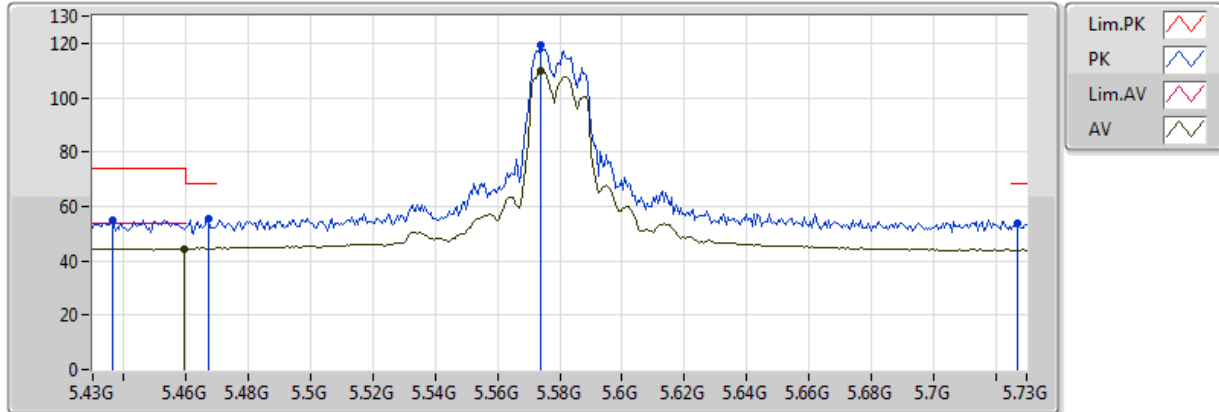


EUT = Z

Type	Freq (Hz)	Level (dBuV/m)	Limit (dBuV/m)	Margin (dB)	Factor (dB)	Dist (m)	Condition	Azimuth (°)	Height (m)	Comments	Raw (dBuV)	AF (dB)	CL (dB)	PA (dB)
AV	11G	41.61	54.00	-12.39	14.08	3	Horizontal	0	1.50	-	27.53	40.40	8.22	34.54
PK	11G	56.01	74.00	-17.99	14.08	3	Horizontal	0	1.50	-	41.93	40.40	8.22	34.54

802.11ac VHT20_Nss1,(MCS0)_4TX

5580MHz_TX

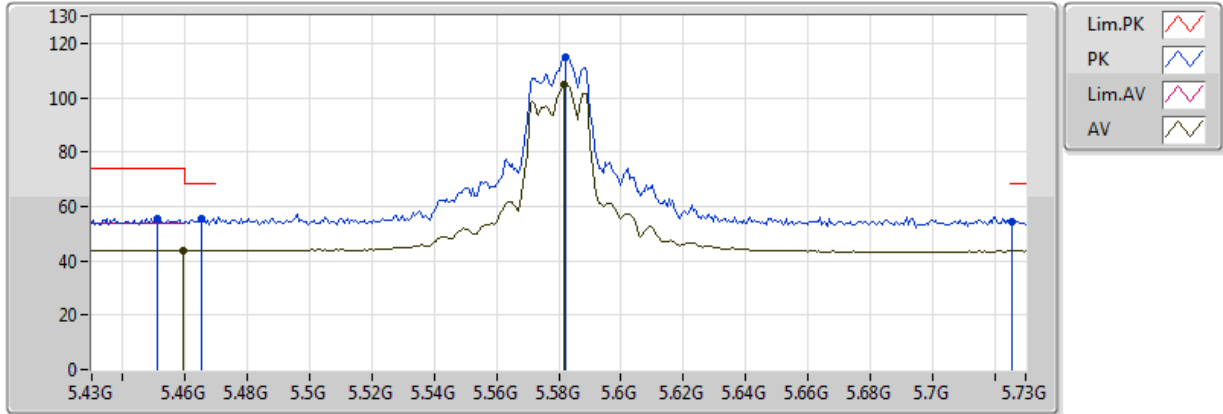


EUT = Z

Type	Freq (Hz)	Level (dBuV/m)	Limit (dBuV/m)	Margin (dB)	Factor (dB)	Dist (m)	Condition	Azimuth (°)	Height (m)	Comments	Raw (dBuV)	AF (dB)	CL (dB)	PA (dB)
AV	5.4594G	44.49	54.00	-9.51	2.96	3	Vertical	204	3.31	-	41.53	31.78	5.67	34.49
AV	5.574G	109.72	Inf	-Inf	3.14	3	Vertical	204	3.31	-	106.59	31.92	5.72	34.50
PK	5.4366G	54.85	74.00	-19.15	2.95	3	Vertical	204	3.31	-	51.90	31.77	5.66	34.49
PK	5.4672G	55.51	68.20	-12.69	2.96	3	Vertical	204	3.31	-	52.54	31.79	5.67	34.49
PK	5.574G	119.26	Inf	-Inf	3.14	3	Vertical	204	3.31	-	116.12	31.92	5.72	34.50
PK	5.727G	53.84	68.20	-14.36	3.45	3	Vertical	204	3.31	-	50.40	32.16	5.83	34.55

802.11ac VHT20_Nss1,(MCS0)_4TX

5580MHz_TX

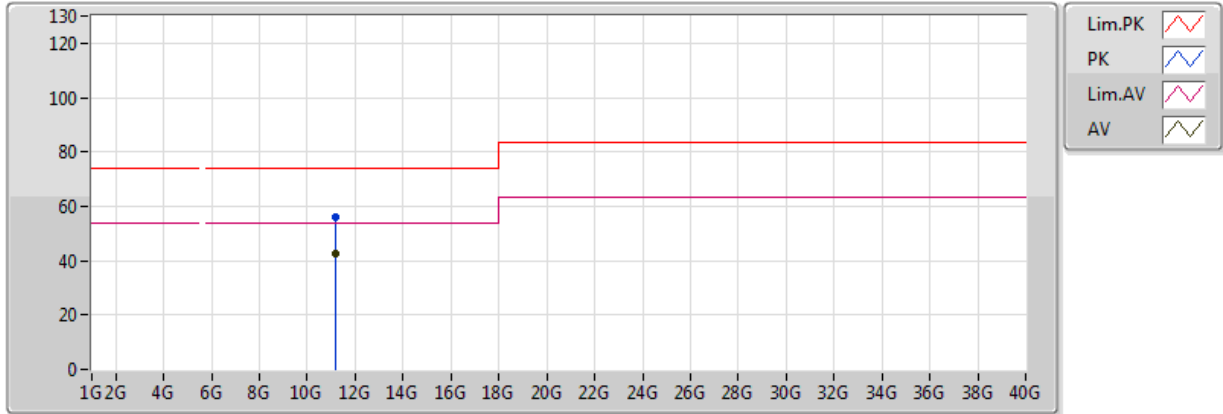


EUT = Z

Type	Freq (Hz)	Level (dBuV/m)	Limit (dBuV/m)	Margin (dB)	Factor (dB)	Dist (m)	Condition	Azimuth (°)	Height (m)	Comments	Raw (dBuV)	AF (dB)	CL (dB)	PA (dB)
AV	5.4594G	43.88	54.00	-10.12	2.96	3	Horizontal	28	2.38	-	40.92	31.78	5.67	34.49
AV	5.5818G	104.68	Inf	-Inf	3.15	3	Horizontal	28	2.38	-	101.53	31.93	5.73	34.51
PK	5.451G	55.66	74.00	-18.34	2.96	3	Horizontal	28	2.38	-	52.71	31.78	5.67	34.49
PK	5.4654G	55.64	68.20	-12.56	2.96	3	Horizontal	28	2.38	-	52.67	31.79	5.67	34.49
PK	5.5824G	114.68	Inf	-Inf	3.15	3	Horizontal	28	2.38	-	111.53	31.93	5.73	34.51
PK	5.7258G	54.35	74.00	-19.65	3.45	3	Horizontal	28	2.38	-	50.90	32.16	5.83	34.55

VHT20_Nss1_4TX

5580MHz_TX

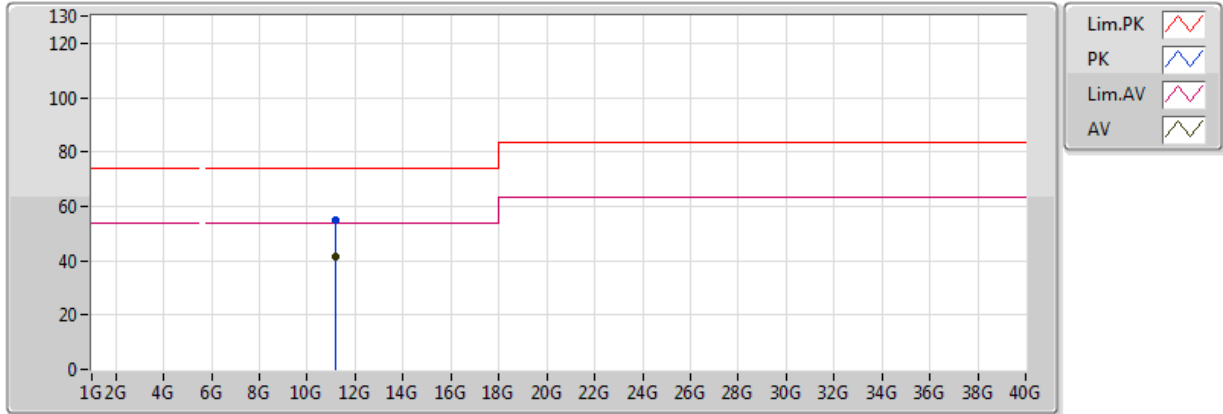


EUT = Z

Type	Freq (Hz)	Level (dBuV/m)	Limit (dBuV/m)	Margin (dB)	Factor (dB)	Dist (m)	Condition	Azimuth (°)	Height (m)	Comments	Raw (dBuV)	AF (dB)	CL (dB)	PA (dB)
AV	11.16G	42.31	54.00	-11.69	13.86	3	Vertical	0	1.50	-	28.45	40.18	8.26	34.58
PK	11.16G	55.98	74.00	-18.02	13.86	3	Vertical	0	1.50	-	42.12	40.18	8.26	34.58

VHT20_Nss1_4TX

5580MHz_TX

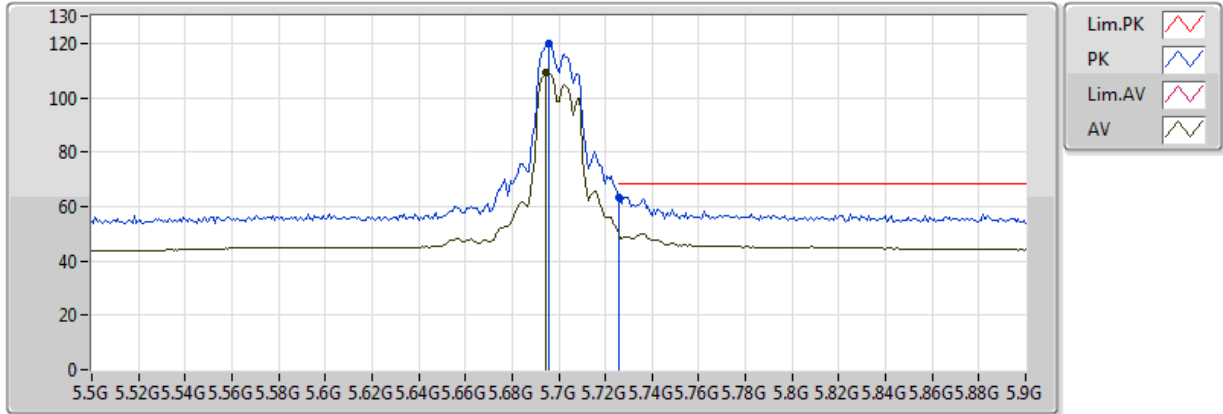


EUT = Z

Type	Freq (Hz)	Level (dBuV/m)	Limit (dBuV/m)	Margin (dB)	Factor (dB)	Dist (m)	Condition	Azimuth (°)	Height (m)	Comments	Raw (dBuV)	AF (dB)	CL (dB)	PA (dB)
AV	11.16G	41.39	54.00	-12.61	13.86	3	Horizontal	360	1.50	-	27.53	40.18	8.26	34.58
PK	11.16G	55.09	74.00	-18.91	13.86	3	Horizontal	360	1.50	-	41.23	40.18	8.26	34.58

VHT20_Nss1_4TX

5700MHz_TX

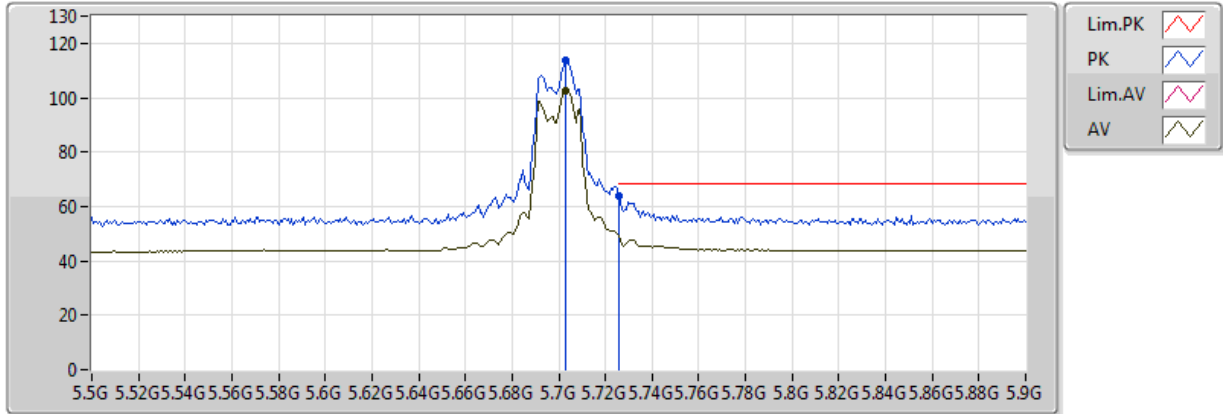


EUT = Z

Type	Freq (Hz)	Level (dBuV/m)	Limit (dBuV/m)	Margin (dB)	Factor (dB)	Dist (m)	Condition	Azimuth (°)	Height (m)	Comments	Raw (dBuV)	AF (dB)	CL (dB)	PA (dB)
AV	5.6944G	109.54	Inf	-Inf	3.38	3	Vertical	208	3.58	-	106.16	32.11	5.81	34.54
PK	5.696G	119.69	Inf	-Inf	3.38	3	Vertical	208	3.58	-	116.31	32.11	5.81	34.54
PK	5.7256G	63.38	74.00	-10.62	3.45	3	Vertical	208	3.58	-	59.93	32.16	5.83	34.55

VHT20_Nss1_4TX

5700MHz_TX

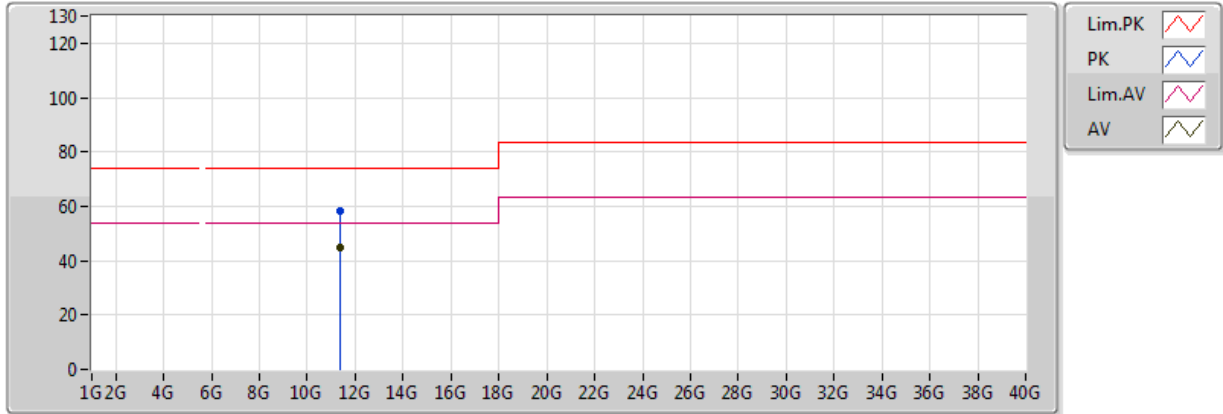


EUT = Z

Type	Freq (Hz)	Level (dBuV/m)	Limit (dBuV/m)	Margin (dB)	Factor (dB)	Dist (m)	Condition	Azimuth (°)	Height (m)	Comments	Raw (dBuV)	AF (dB)	CL (dB)	PA (dB)
AV	5.7032G	102.48	Inf	-Inf	3.40	3	Horizontal	28	2.58	-	99.08	32.13	5.81	34.54
PK	5.7032G	113.49	Inf	-Inf	3.40	3	Horizontal	28	2.58	-	110.09	32.13	5.81	34.54
PK	5.7256G	63.76	68.20	-4.44	3.45	3	Horizontal	28	2.58	-	60.32	32.16	5.83	34.55

VHT20_Nss1_4TX

5700MHz_TX

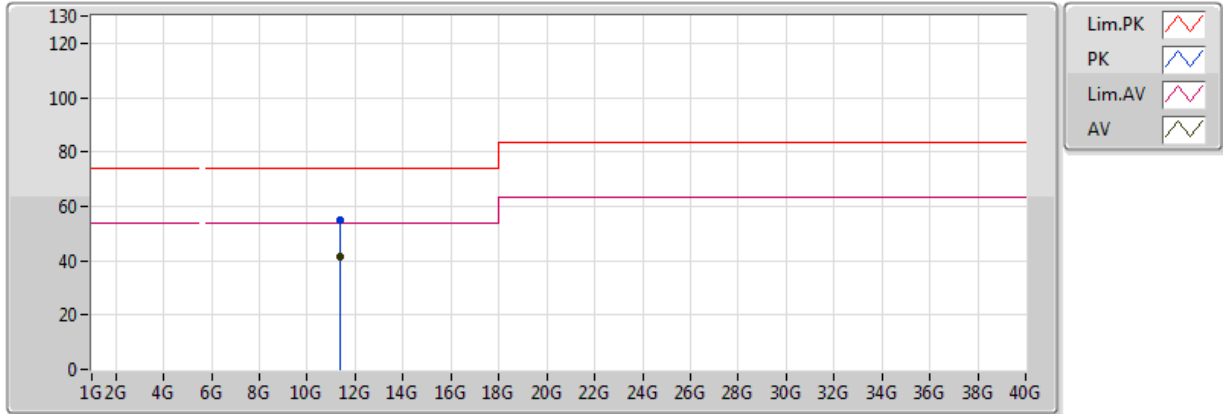


EUT = Z

Type	Freq (Hz)	Level (dBuV/m)	Limit (dBuV/m)	Margin (dB)	Factor (dB)	Dist (m)	Condition	Azimuth (°)	Height (m)	Comments	Raw (dBuV)	AF (dB)	CL (dB)	PA (dB)
AV	11.4G	44.64	54.00	-9.36	13.53	3	Vertical	160	3.34	-	31.11	39.84	8.33	34.64
PK	11.4G	58.35	74.00	-15.65	13.53	3	Vertical	160	3.34	-	44.82	39.84	8.33	34.64

VHT20_Nss1_4TX

5700MHz_TX

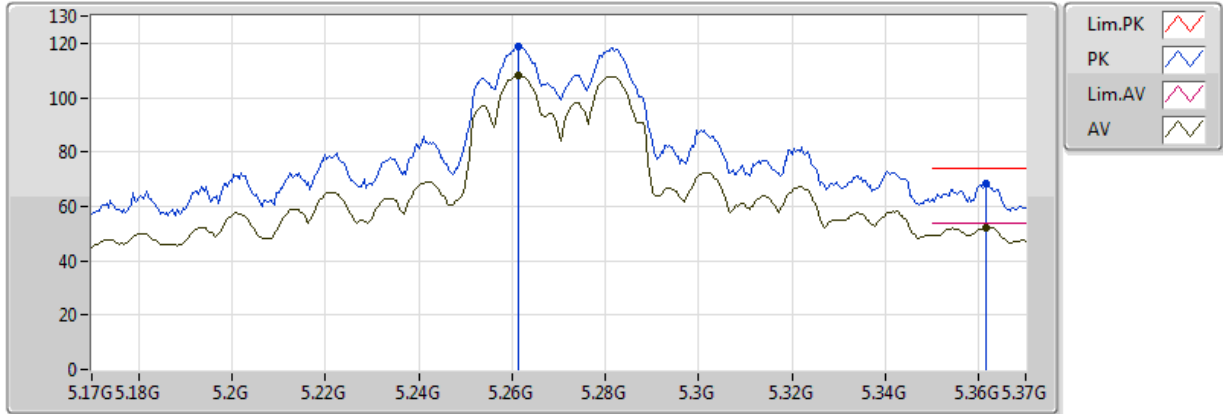


EUT = Z

Type	Freq (Hz)	Level (dBuV/m)	Limit (dBuV/m)	Margin (dB)	Factor (dB)	Dist (m)	Condition	Azimuth (°)	Height (m)	Comments	Raw (dBuV)	AF (dB)	CL (dB)	PA (dB)
AV	11.4G	41.40	54.00	-12.60	13.53	3	Horizontal	0	1.50	-	27.87	39.84	8.33	34.64
PK	11.4G	54.84	74.00	-19.16	13.53	3	Horizontal	0	1.50	-	41.31	39.84	8.33	34.64

VHT40_Nss1_4TX

5270MHz_TX

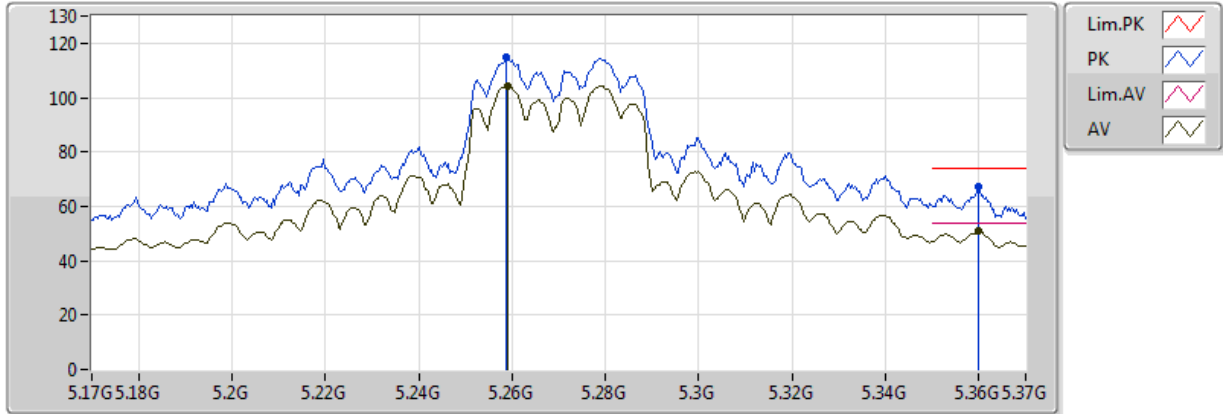


EUT = Z

Type	Freq (Hz)	Level (dBuV/m)	Limit (dBuV/m)	Margin (dB)	Factor (dB)	Dist (m)	Condition	Azimuth (°)	Height (m)	Comments	Raw (dBuV)	AF (dB)	CL (dB)	PA (dB)
AV	5.2612G	108.10	Inf	-Inf	2.85	3	Vertical	328	2.49	-	105.25	31.70	5.64	34.49
AV	5.3616G	52.38	54.00	-1.62	2.91	3	Vertical	328	2.49	-	49.47	31.74	5.65	34.49
PK	5.2612G	118.65	Inf	-Inf	2.85	3	Vertical	328	2.49	-	115.80	31.70	5.64	34.49
PK	5.3616G	68.56	74.00	-5.44	2.91	3	Vertical	328	2.49	-	65.66	31.74	5.65	34.49

VHT40_Nss1_4TX

5270MHz_TX

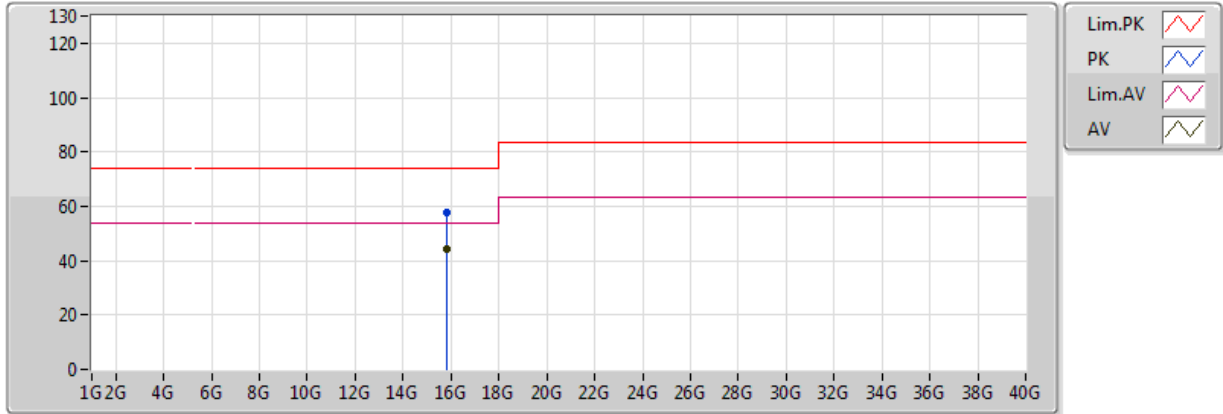


EUT = Z

Type	Freq (Hz)	Level (dBuV/m)	Limit (dBuV/m)	Margin (dB)	Factor (dB)	Dist (m)	Condition	Azimuth (°)	Height (m)	Comments	Raw (dBuV)	AF (dB)	CL (dB)	PA (dB)
AV	5.2592G	104.23	Inf	-Inf	2.85	3	Horizontal	27	3.58	-	101.37	31.70	5.64	34.49
AV	5.36G	50.79	54.00	-3.21	2.91	3	Horizontal	27	3.58	-	47.89	31.74	5.65	34.49
PK	5.2588G	114.75	Inf	-Inf	2.85	3	Horizontal	27	3.58	-	111.90	31.70	5.64	34.49
PK	5.36G	67.02	74.00	-6.98	2.91	3	Horizontal	27	3.58	-	64.11	31.74	5.65	34.49

VHT40_Nss1_4TX

5270MHz_TX

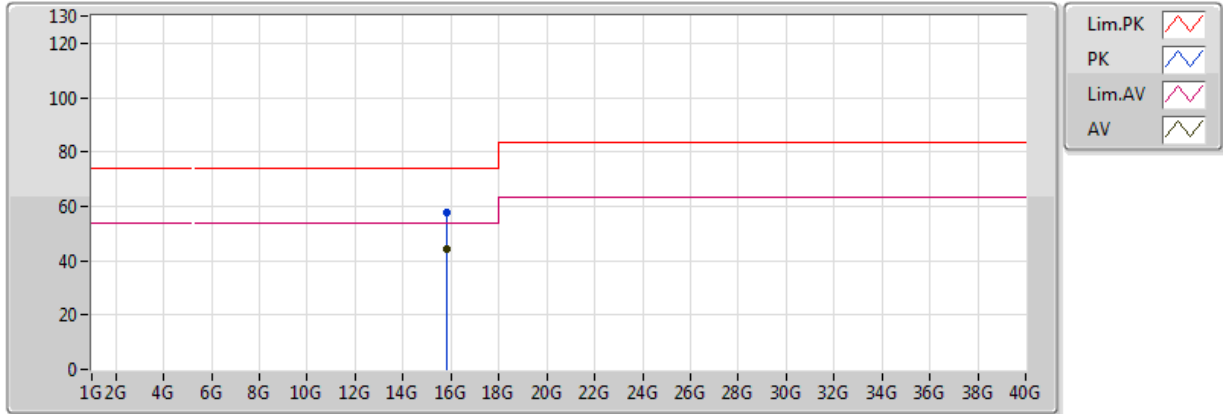


EUT = Z

Type	Freq (Hz)	Level (dBuV/m)	Limit (dBuV/m)	Margin (dB)	Factor (dB)	Dist (m)	Condition	Azimuth (°)	Height (m)	Comments	Raw (dBuV)	AF (dB)	CL (dB)	PA (dB)
AV	15.81G	44.22	54.00	-9.78	12.84	3	Vertical	0	1.50	-	31.38	37.82	10.02	35.01
PK	15.81G	57.97	74.00	-16.03	12.84	3	Vertical	0	1.50	-	45.13	37.82	10.02	35.01

VHT40_Nss1_4TX

5270MHz_TX

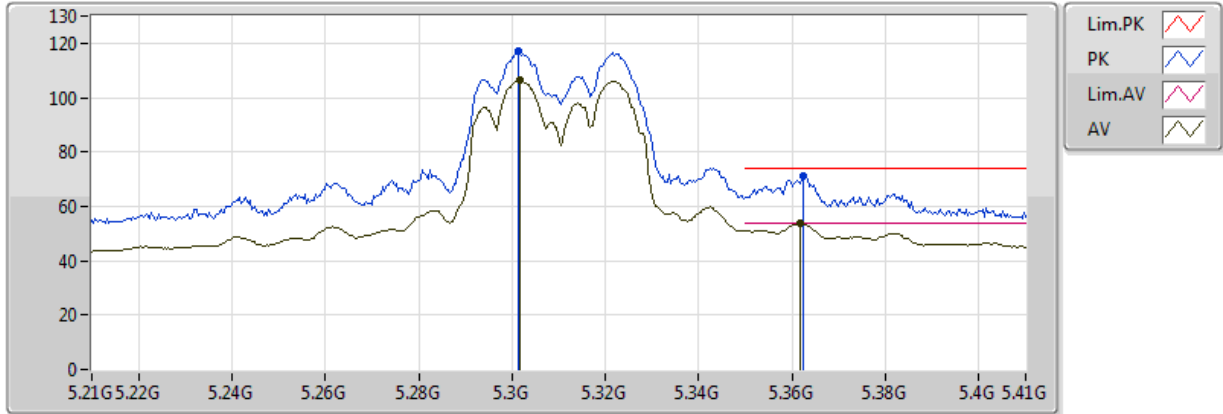


EUT = Z

Type	Freq (Hz)	Level (dBuV/m)	Limit (dBuV/m)	Margin (dB)	Factor (dB)	Dist (m)	Condition	Azimuth (°)	Height (m)	Comments	Raw (dBuV)	AF (dB)	CL (dB)	PA (dB)
AV	15.81G	44.03	54.00	-9.97	12.84	3	Horizontal	360	1.50	-	31.19	37.82	10.02	35.01
PK	15.81G	57.76	74.00	-16.24	12.84	3	Horizontal	360	1.50	-	44.92	37.82	10.02	35.01

VHT40_Nss1_4TX

5310MHz_TX

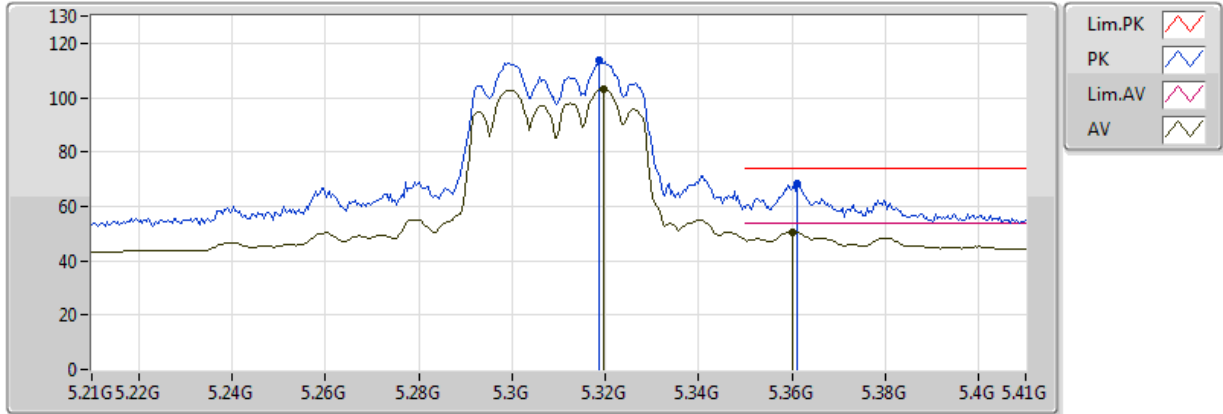


EUT = Z

Type	Freq (Hz)	Level (dBuV/m)	Limit (dBuV/m)	Margin (dB)	Factor (dB)	Dist (m)	Condition	Azimuth (°)	Height (m)	Comments	Raw (dBuV)	AF (dB)	CL (dB)	PA (dB)
AV	5.3016G	106.32	Inf	-Inf	2.87	3	Vertical	328	2.57	-	103.45	31.72	5.64	34.49
AV	5.3616G	53.69	54.00	-0.31	2.91	3	Vertical	328	2.57	-	50.78	31.74	5.65	34.49
PK	5.3012G	116.91	Inf	-Inf	2.87	3	Vertical	328	2.57	-	114.04	31.72	5.64	34.49
PK	5.3624G	71.30	74.00	-2.70	2.91	3	Vertical	328	2.57	-	68.39	31.74	5.65	34.49

VHT40_Nss1_4TX

5310MHz_TX

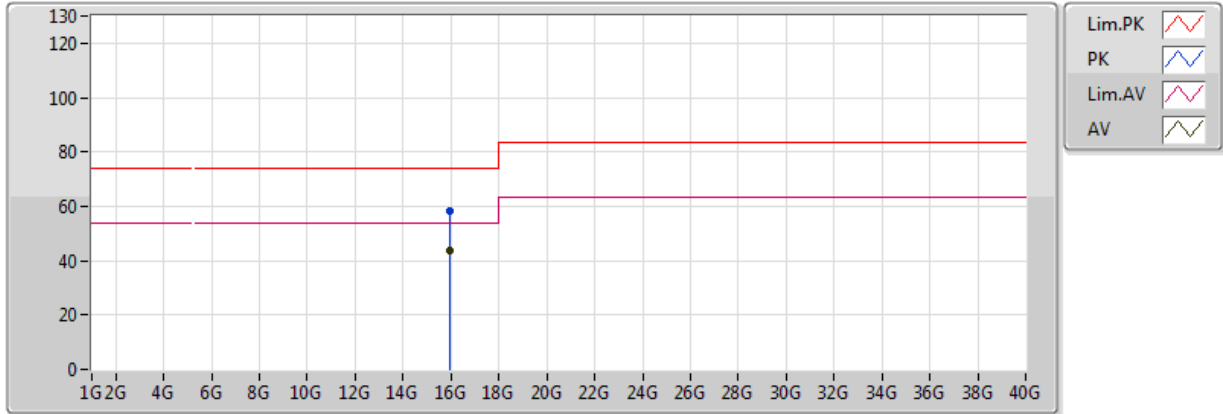


EUT = Z

Type	Freq (Hz)	Level (dBuV/m)	Limit (dBuV/m)	Margin (dB)	Factor (dB)	Dist (m)	Condition	Azimuth (°)	Height (m)	Comments	Raw (dBuV)	AF (dB)	CL (dB)	PA (dB)
AV	5.3196G	103.21	Inf	-Inf	2.88	3	Horizontal	26	3.69	-	100.32	31.73	5.64	34.49
AV	5.36G	50.64	54.00	-3.36	2.91	3	Horizontal	26	3.69	-	47.73	31.74	5.65	34.49
PK	5.3188G	113.73	Inf	-Inf	2.88	3	Horizontal	26	3.69	-	110.85	31.73	5.64	34.49
PK	5.3612G	68.38	74.00	-5.62	2.91	3	Horizontal	26	3.69	-	65.48	31.74	5.65	34.49

VHT40_Nss1_4TX

5310MHz_TX

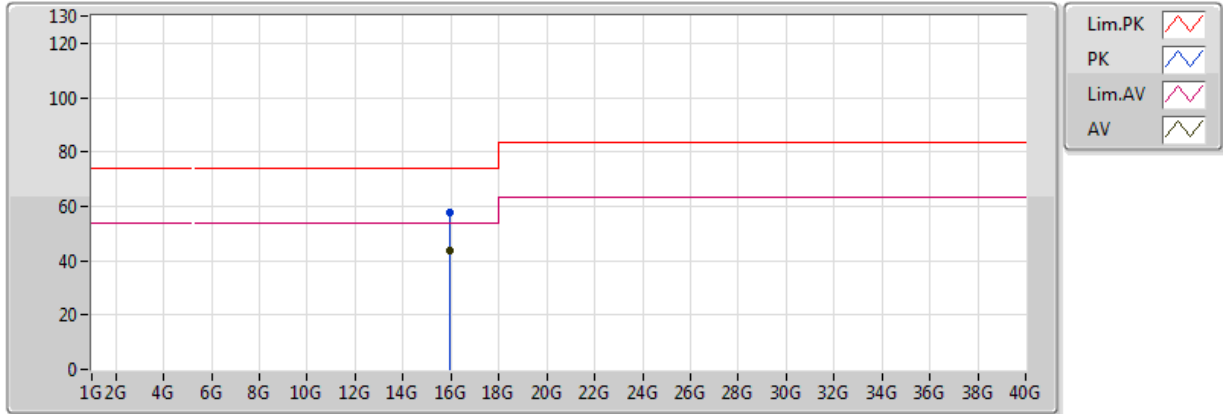


EUT = Z

Type	Freq (Hz)	Level (dBuV/m)	Limit (dBuV/m)	Margin (dB)	Factor (dB)	Dist (m)	Condition	Azimuth (°)	Height (m)	Comments	Raw (dBuV)	AF (dB)	CL (dB)	PA (dB)
AV	15.93G	43.83	54.00	-10.17	12.26	3	Vertical	360	1.50	-	31.57	37.37	10.05	35.15
PK	15.93G	58.02	74.00	-15.98	12.26	3	Vertical	360	1.50	-	45.76	37.37	10.05	35.15

VHT40_Nss1_4TX

5310MHz_TX

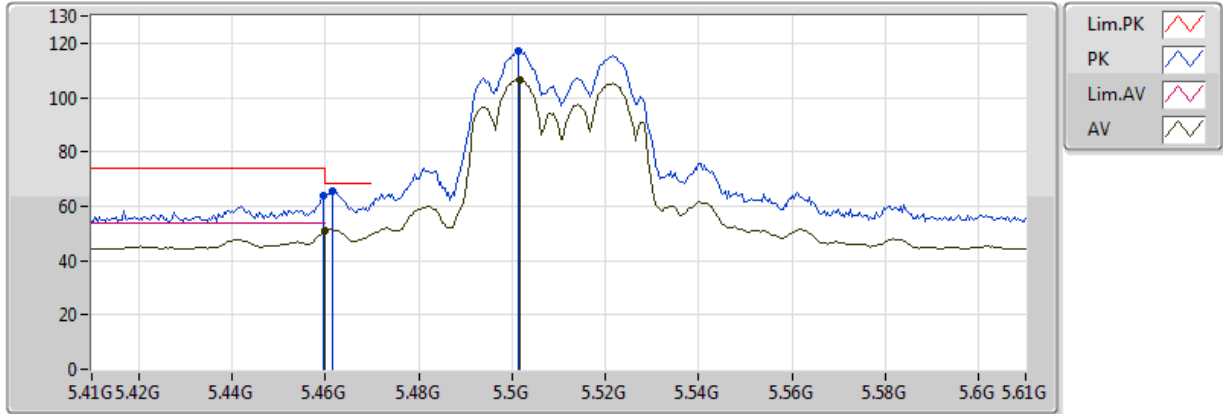


EUT = Z

Type	Freq (Hz)	Level (dBuV/m)	Limit (dBuV/m)	Margin (dB)	Factor (dB)	Dist (m)	Condition	Azimuth (°)	Height (m)	Comments	Raw (dBuV)	AF (dB)	CL (dB)	PA (dB)
AV	15.93G	43.72	54.00	-10.28	12.26	3	Horizontal	0	1.50	-	31.46	37.37	10.05	35.15
PK	15.93G	57.73	74.00	-16.27	12.26	3	Horizontal	0	1.50	-	45.47	37.37	10.05	35.15

802.11ac VHT40_Nss1,(MCS0)_4TX

5510MHz_TX

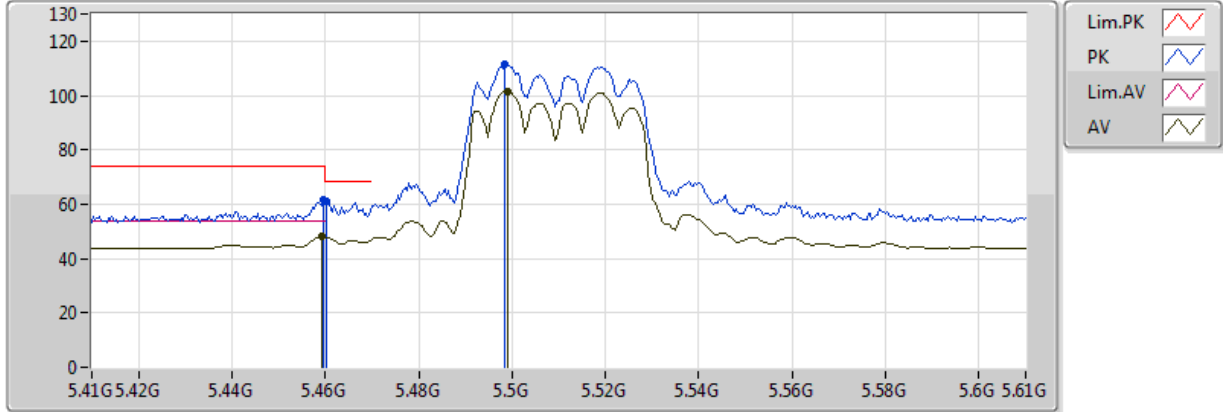


EUT = Z

Type	Freq (Hz)	Level (dBuV/m)	Limit (dBuV/m)	Margin (dB)	Factor (dB)	Dist (m)	Condition	Azimuth (°)	Height (m)	Comments	Raw (dBuV)	AF (dB)	CL (dB)	PA (dB)
AV	5.46G	50.90	54.00	-3.10	2.96	3	Vertical	328	2.56	-	47.94	31.78	5.67	34.49
AV	5.5016G	106.61	Inf	-Inf	2.98	3	Vertical	328	2.56	-	103.63	31.80	5.67	34.49
PK	5.4596G	64.00	74.00	-10.00	2.96	3	Vertical	328	2.56	-	61.04	31.78	5.67	34.49
PK	5.4616G	65.80	68.20	-2.40	2.96	3	Vertical	328	2.56	-	62.84	31.78	5.67	34.49
PK	5.5012G	117.00	Inf	-Inf	2.98	3	Vertical	328	2.56	-	114.02	31.80	5.67	34.49

802.11ac VHT40_Nss1,(MCS0)_4TX

5510MHz_TX

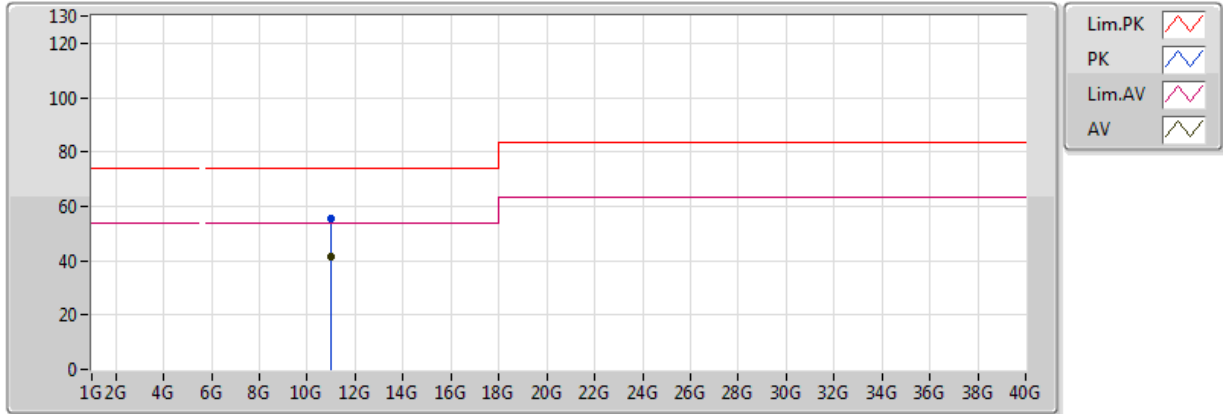


EUT = Z

Type	Freq (Hz)	Level (dBuV/m)	Limit (dBuV/m)	Margin (dB)	Factor (dB)	Dist (m)	Condition	Azimuth (°)	Height (m)	Comments	Raw (dBuV)	AF (dB)	CL (dB)	PA (dB)
AV	5.4592G	48.22	54.00	-5.78	2.96	3	Horizontal	25	3.61	-	45.26	31.78	5.67	34.49
AV	5.4992G	101.52	Inf	-Inf	2.98	3	Horizontal	25	3.61	-	98.54	31.80	5.67	34.49
PK	5.4596G	61.58	74.00	-12.42	2.96	3	Horizontal	25	3.61	-	58.62	31.78	5.67	34.49
PK	5.4604G	61.35	68.20	-6.85	2.96	3	Horizontal	25	3.61	-	58.39	31.78	5.67	34.49
PK	5.4984G	111.41	Inf	-Inf	2.98	3	Horizontal	25	3.61	-	108.43	31.80	5.67	34.49

VHT40_Nss1_4TX

5510MHz_TX

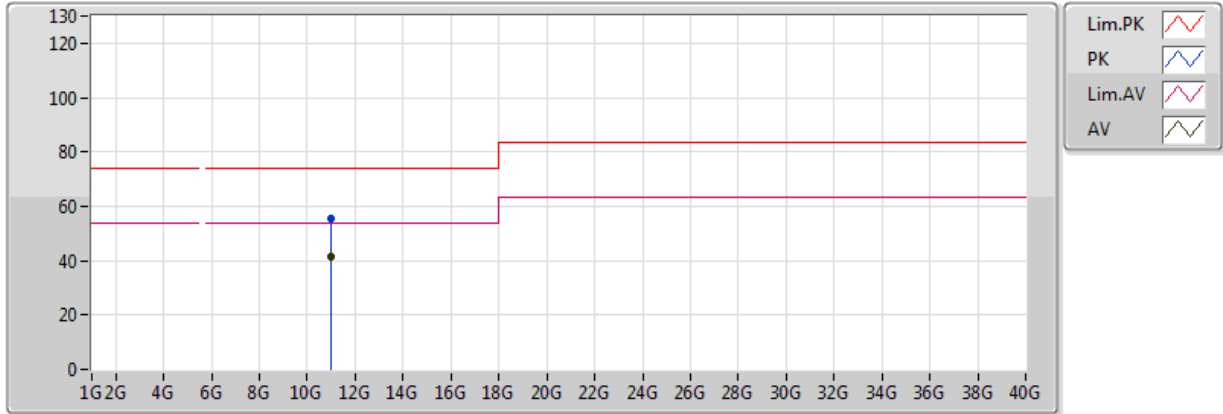


EUT = Z

Type	Freq (Hz)	Level (dBuV/m)	Limit (dBuV/m)	Margin (dB)	Factor (dB)	Dist (m)	Condition	Azimuth (°)	Height (m)	Comments	Raw (dBuV)	AF (dB)	CL (dB)	PA (dB)
AV	11.02G	41.49	54.00	-12.51	14.05	3	Vertical	0	1.50	-	27.44	40.37	8.23	34.54
PK	11.02G	55.61	74.00	-18.39	14.05	3	Vertical	0	1.50	-	41.56	40.37	8.23	34.54

VHT40_Nss1_4TX

5510MHz_TX

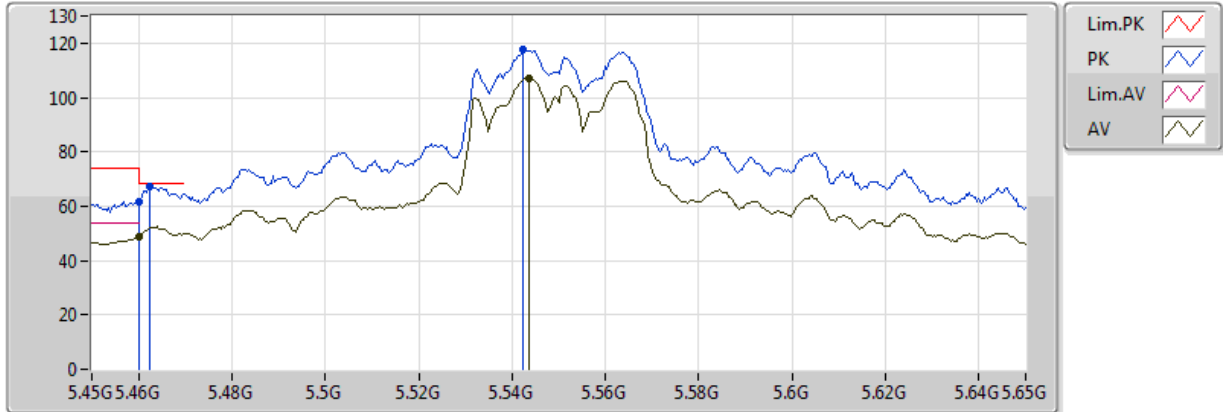


EUT = Z

Type	Freq (Hz)	Level (dBuV/m)	Limit (dBuV/m)	Margin (dB)	Factor (dB)	Dist (m)	Condition	Azimuth (°)	Height (m)	Comments	Raw (dBuV)	AF (dB)	CL (dB)	PA (dB)
AV	11.02G	41.39	54.00	-12.61	14.05	3	Horizontal	360	1.50	-	27.34	40.37	8.23	34.54
PK	11.02G	55.47	74.00	-18.53	14.05	3	Horizontal	360	1.50	-	41.42	40.37	8.23	34.54

802.11ac VHT40_Nss1,(MCS0)_4TX

5550MHz_TX

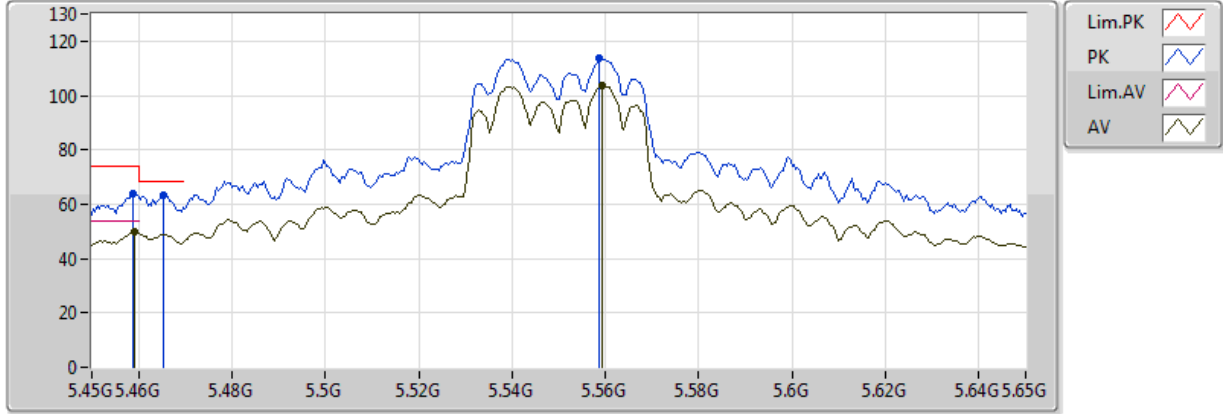


EUT = Z

Type	Freq (Hz)	Level (dBuV/m)	Limit (dBuV/m)	Margin (dB)	Factor (dB)	Dist (m)	Condition	Azimuth (°)	Height (m)	Comments	Raw (dBuV)	AF (dB)	CL (dB)	PA (dB)
AV	5.46G	48.95	54.00	-5.05	2.96	3	Vertical	203	3.69	-	45.99	31.78	5.67	34.49
AV	5.5436G	107.24	Inf	-Inf	3.07	3	Vertical	203	3.69	-	104.17	31.87	5.70	34.50
PK	5.46G	61.74	74.00	-12.26	2.96	3	Vertical	203	3.69	-	58.78	31.78	5.67	34.49
PK	5.4624G	67.46	68.20	-0.74	2.96	3	Vertical	203	3.69	-	64.50	31.78	5.67	34.49
PK	5.5424G	117.66	Inf	-Inf	3.07	3	Vertical	203	3.69	-	114.59	31.87	5.70	34.50

802.11ac VHT40_Nss1,(MCS0)_4TX

5550MHz_TX

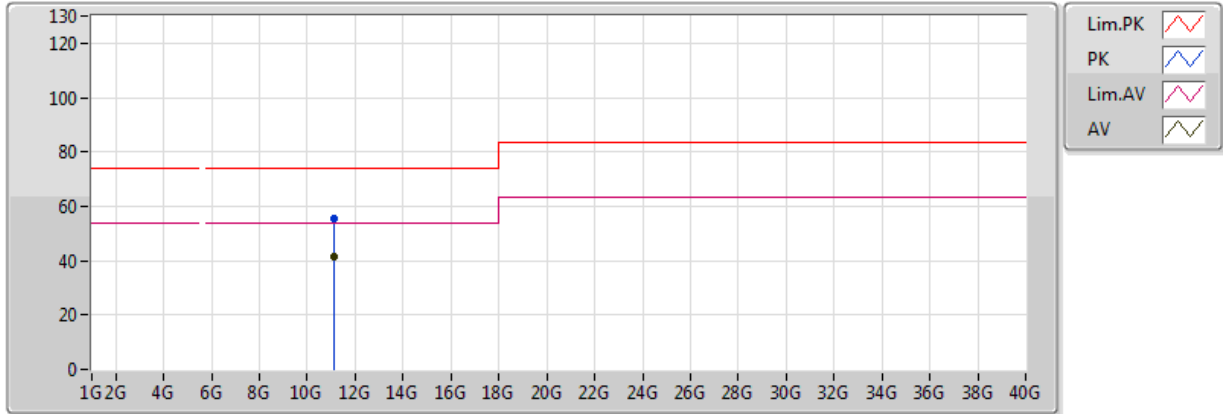


EUT = Z

Type	Freq (Hz)	Level (dBuV/m)	Limit (dBuV/m)	Margin (dB)	Factor (dB)	Dist (m)	Condition	Azimuth (°)	Height (m)	Comments	Raw (dBuV)	AF (dB)	CL (dB)	PA (dB)
AV	5.4592G	49.86	54.00	-4.14	2.96	3	Horizontal	24	3.69	-	46.90	31.78	5.67	34.49
AV	5.5592G	103.64	Inf	-Inf	3.10	3	Horizontal	24	3.69	-	100.53	31.89	5.71	34.50
PK	5.4588G	63.92	74.00	-10.08	2.96	3	Horizontal	24	3.69	-	60.97	31.78	5.67	34.49
PK	5.4652G	63.17	68.20	-5.03	2.96	3	Horizontal	24	3.69	-	60.20	31.79	5.67	34.49
PK	5.5588G	113.57	Inf	-Inf	3.10	3	Horizontal	24	3.69	-	110.47	31.89	5.71	34.50

VHT40_Nss1_4TX

5550MHz_TX

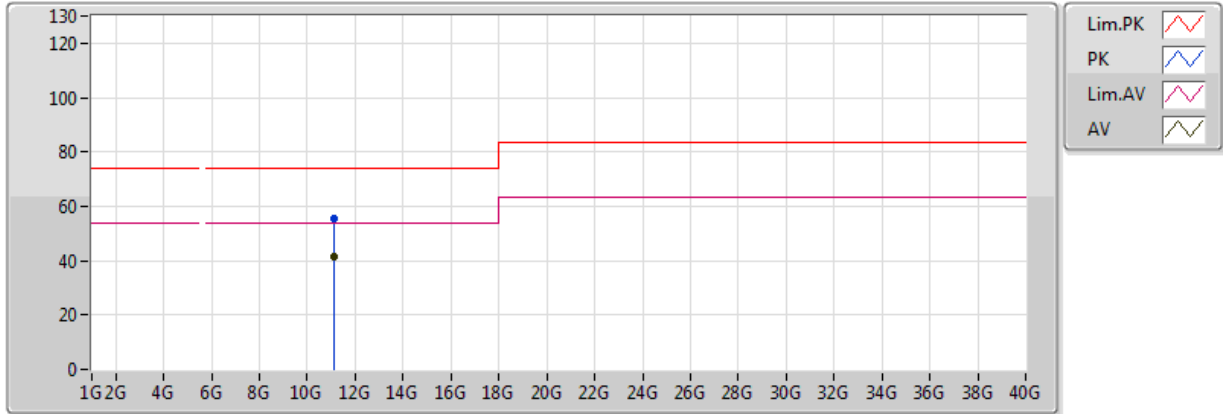


EUT = Z

Type	Freq (Hz)	Level (dBuV/m)	Limit (dBuV/m)	Margin (dB)	Factor (dB)	Dist (m)	Condition	Azimuth (°)	Height (m)	Comments	Raw (dBuV)	AF (dB)	CL (dB)	PA (dB)
AV	11.1G	41.61	54.00	-12.39	13.94	3	Vertical	360	1.50	-	27.67	40.26	8.25	34.56
PK	11.1G	55.64	74.00	-18.36	13.94	3	Vertical	360	1.50	-	41.70	40.26	8.25	34.56

VHT40_Nss1_4TX

5550MHz_TX

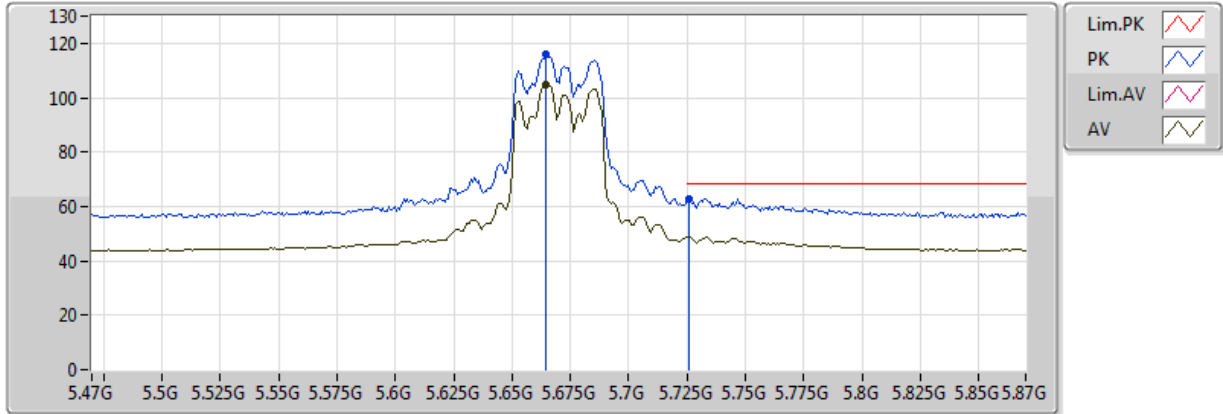


EUT = Z

Type	Freq (Hz)	Level (dBuV/m)	Limit (dBuV/m)	Margin (dB)	Factor (dB)	Dist (m)	Condition	Azimuth (°)	Height (m)	Comments	Raw (dBuV)	AF (dB)	CL (dB)	PA (dB)
AV	11.1G	41.35	54.00	-12.65	13.94	3	Horizontal	0	1.50	-	27.41	40.26	8.25	34.56
PK	11.1G	55.33	74.00	-18.67	13.94	3	Horizontal	0	1.50	-	41.39	40.26	8.25	34.56

VHT40_Nss1_4TX

5670MHz_TX

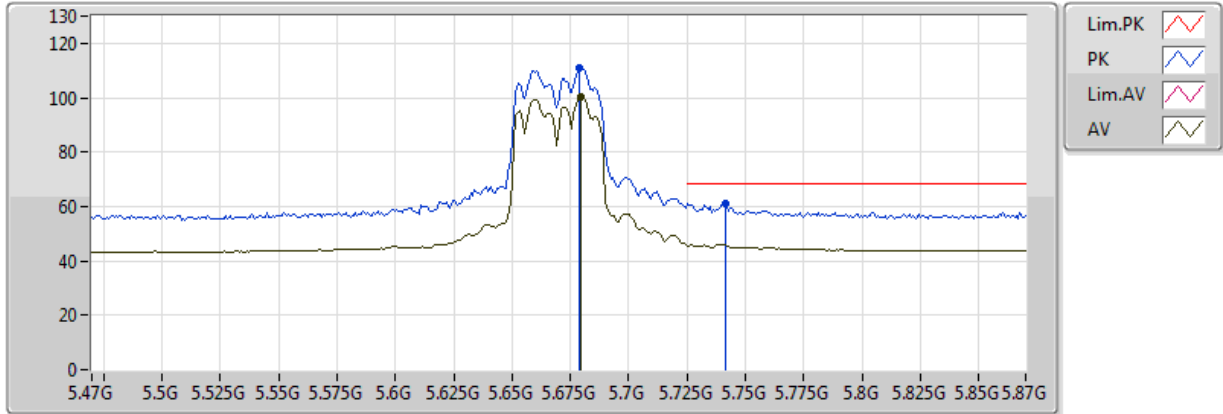


EUT = Z

Type	Freq (Hz)	Level (dBuV/m)	Limit (dBuV/m)	Margin (dB)	Factor (dB)	Dist (m)	Condition	Azimuth (°)	Height (m)	Comments	Raw (dBuV)	AF (dB)	CL (dB)	PA (dB)
AV	5.6644G	105.00	Inf	-Inf	3.32	3	Vertical	210	3.17	-	101.68	32.06	5.79	34.53
PK	5.6644G	116.11	Inf	-Inf	3.32	3	Vertical	210	3.17	-	112.79	32.06	5.79	34.53
PK	5.726G	62.72	68.20	-5.48	3.45	3	Vertical	210	3.17	-	59.28	32.16	5.83	34.55

VHT40_Nss1_4TX

5670MHz_TX

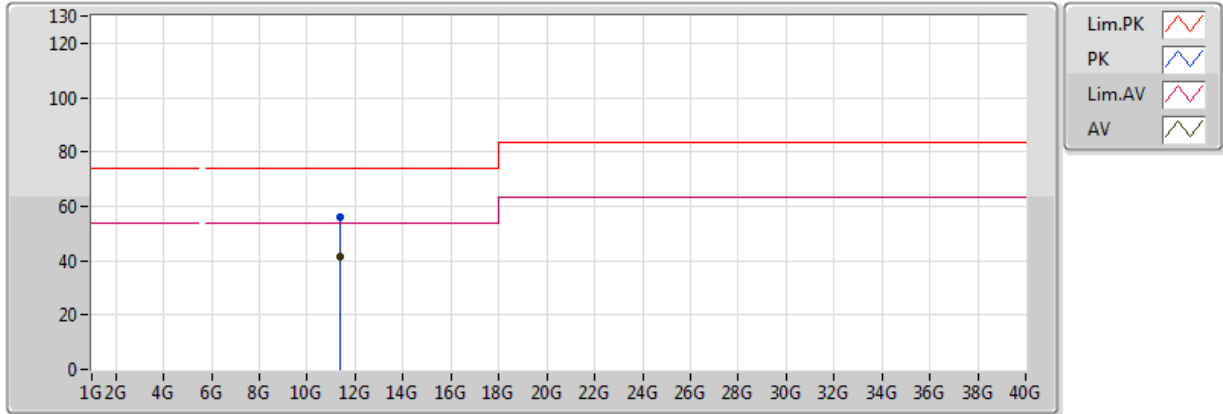


EUT = Z

Type	Freq (Hz)	Level (dBuV/m)	Limit (dBuV/m)	Margin (dB)	Factor (dB)	Dist (m)	Condition	Azimuth (°)	Height (m)	Comments	Raw (dBuV)	AF (dB)	CL (dB)	PA (dB)
AV	5.6796G	100.52	Inf	-Inf	3.35	3	Horizontal	19	2.64	-	97.17	32.09	5.80	34.53
PK	5.6788G	111.06	Inf	-Inf	3.35	3	Horizontal	19	2.64	-	107.71	32.09	5.80	34.53
PK	5.7412G	61.08	68.20	-7.12	3.48	3	Horizontal	19	2.64	-	57.60	32.19	5.84	34.55

VHT40_Nss1_4TX

5670MHz_TX

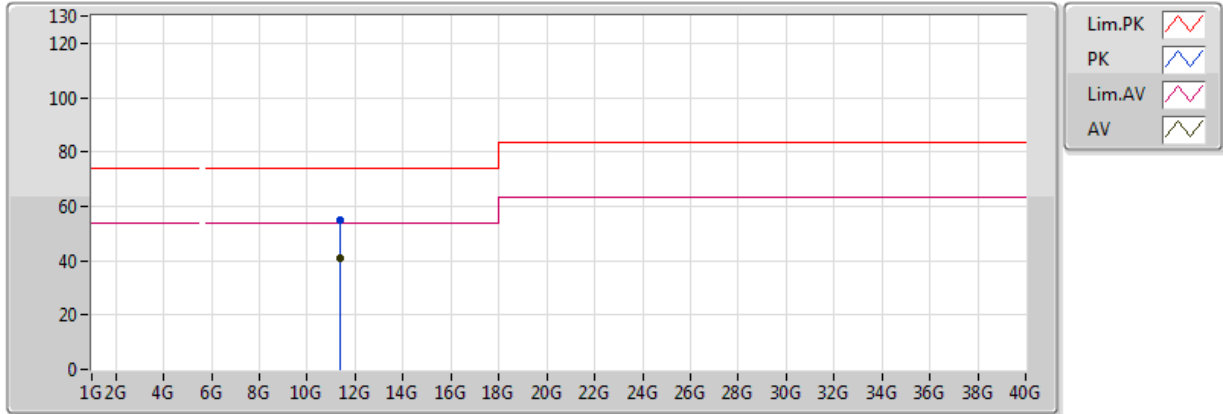


EUT = Z

Type	Freq (Hz)	Level (dBuV/m)	Limit (dBuV/m)	Margin (dB)	Factor (dB)	Dist (m)	Condition	Azimuth (°)	Height (m)	Comments	Raw (dBuV)	AF (dB)	CL (dB)	PA (dB)
AV	11.34G	41.62	54.00	-12.38	13.61	3	Vertical	0	1.50	-	28.01	39.92	8.31	34.62
PK	11.34G	56.28	74.00	-17.72	13.61	3	Vertical	0	1.50	-	42.67	39.92	8.31	34.62

VHT40_Nss1_4TX

5670MHz_TX

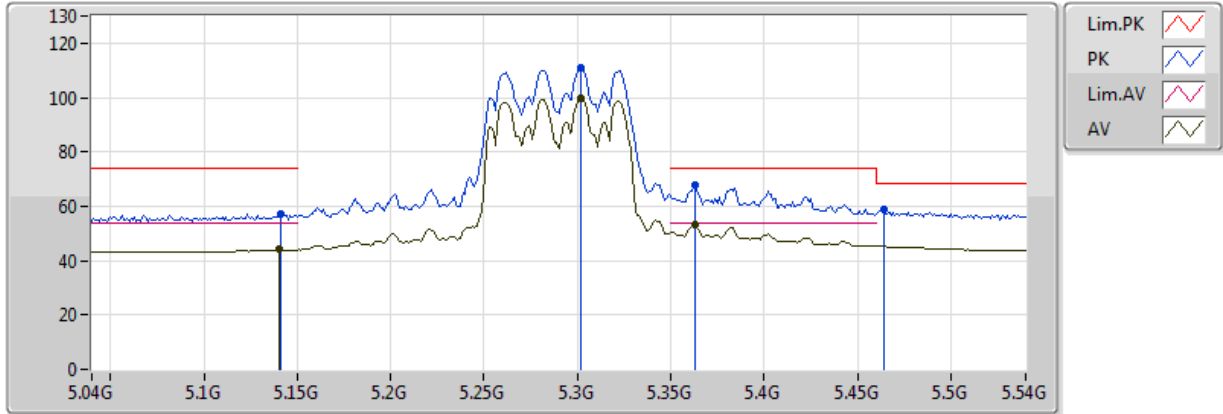


EUT = Z

Type	Freq (Hz)	Level (dBuV/m)	Limit (dBuV/m)	Margin (dB)	Factor (dB)	Dist (m)	Condition	Azimuth (°)	Height (m)	Comments	Raw (dBuV)	AF (dB)	CL (dB)	PA (dB)
AV	11.34G	40.91	54.00	-13.09	13.61	3	Horizontal	360	1.50	-	27.30	39.92	8.31	34.62
PK	11.34G	54.85	74.00	-19.15	13.61	3	Horizontal	360	1.50	-	41.24	39.92	8.31	34.62

802.11ac VHT80_Nss1,(MCS0)_4TX

5290MHz_TX

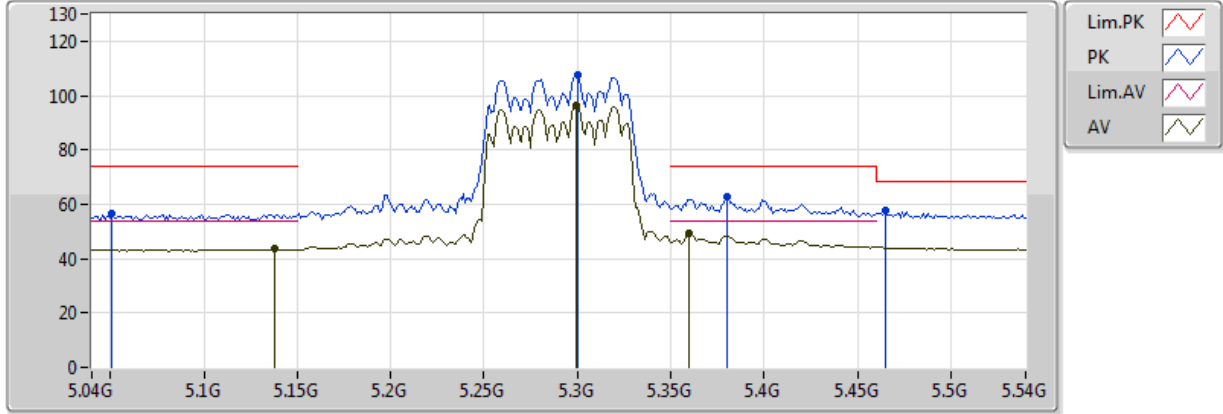


EUT = Z

Type	Freq (Hz)	Level (dBuV/m)	Limit (dBuV/m)	Margin (dB)	Factor (dB)	Dist (m)	Condition	Azimuth (°)	Height (m)	Comments	Raw (dBuV)	AF (dB)	CL (dB)	PA (dB)
AV	5.14G	44.39	54.00	-9.61	2.79	3	Vertical	328	2.70	-	41.59	31.66	5.62	34.48
AV	5.302G	99.87	Inf	-Inf	2.87	3	Vertical	328	2.70	-	97.00	31.72	5.64	34.49
AV	5.363G	53.15	54.00	-0.85	2.91	3	Vertical	328	2.70	-	50.24	31.75	5.65	34.49
PK	5.141G	57.43	74.00	-16.57	2.79	3	Vertical	328	2.70	-	54.64	31.66	5.62	34.48
PK	5.302G	110.82	Inf	-Inf	2.87	3	Vertical	328	2.70	-	107.95	31.72	5.64	34.49
PK	5.363G	67.57	74.00	-6.43	2.91	3	Vertical	328	2.70	-	64.66	31.75	5.65	34.49
PK	5.464G	58.73	68.20	-9.47	2.96	3	Vertical	328	2.70	-	55.77	31.79	5.67	34.49

802.11ac VHT80_Nss1,(MCS0)_4TX

5290MHz_TX

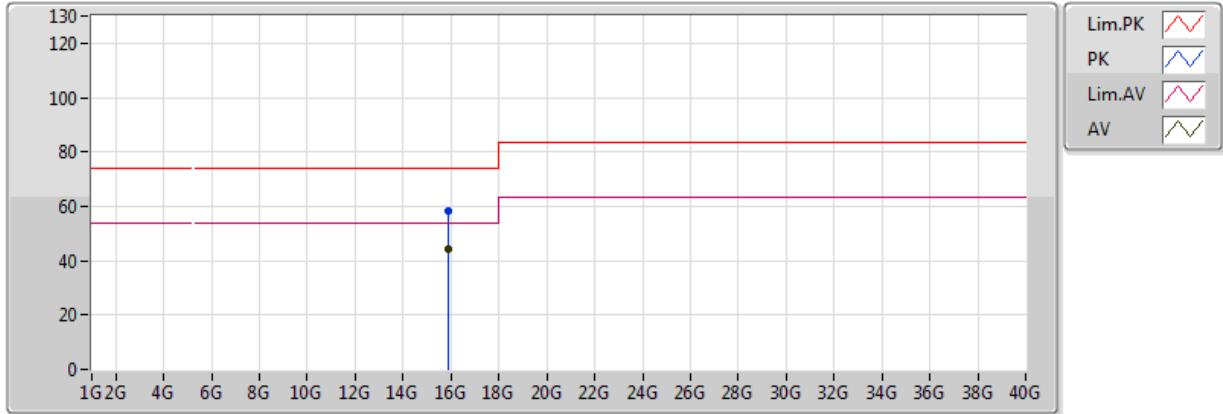


EUT = Z

Type	Freq (Hz)	Level (dBuV/m)	Limit (dBuV/m)	Margin (dB)	Factor (dB)	Dist (m)	Condition	Azimuth (°)	Height (m)	Comments	Raw (dBuV)	AF (dB)	CL (dB)	PA (dB)
AV	5.138G	43.54	54.00	-10.46	2.79	3	Horizontal	27	3.69	-	40.75	31.66	5.62	34.48
AV	5.299G	96.15	Inf	-Inf	2.87	3	Horizontal	27	3.69	-	93.28	31.72	5.64	34.49
AV	5.36G	49.41	54.00	-4.59	2.91	3	Horizontal	27	3.69	-	46.51	31.74	5.65	34.49
PK	5.051G	56.47	74.00	-17.53	2.75	3	Horizontal	27	3.69	-	53.73	31.62	5.61	34.48
PK	5.3G	107.53	Inf	-Inf	2.87	3	Horizontal	27	3.69	-	104.66	31.72	5.64	34.49
PK	5.38G	62.56	74.00	-11.44	2.92	3	Horizontal	27	3.69	-	59.64	31.75	5.66	34.49
PK	5.465G	57.64	68.20	-10.56	2.96	3	Horizontal	27	3.69	-	54.68	31.79	5.67	34.49

VHT80_Nss1_4TX

5290MHz_TX

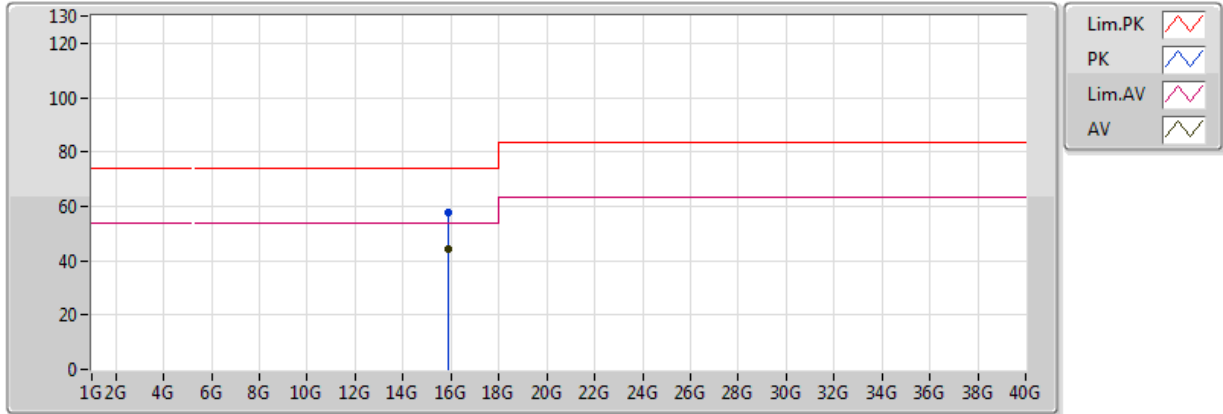


EUT = Z

Type	Freq (Hz)	Level (dBuV/m)	Limit (dBuV/m)	Margin (dB)	Factor (dB)	Dist (m)	Condition	Azimuth (°)	Height (m)	Comments	Raw (dBuV)	AF (dB)	CL (dB)	PA (dB)
AV	15.87G	44.35	54.00	-9.65	12.55	3	Vertical	360	1.50	-	31.80	37.59	10.04	35.08
PK	15.87G	58.26	74.00	-15.74	12.55	3	Vertical	360	1.50	-	45.71	37.59	10.04	35.08

VHT80_Nss1_4TX

5290MHz_TX

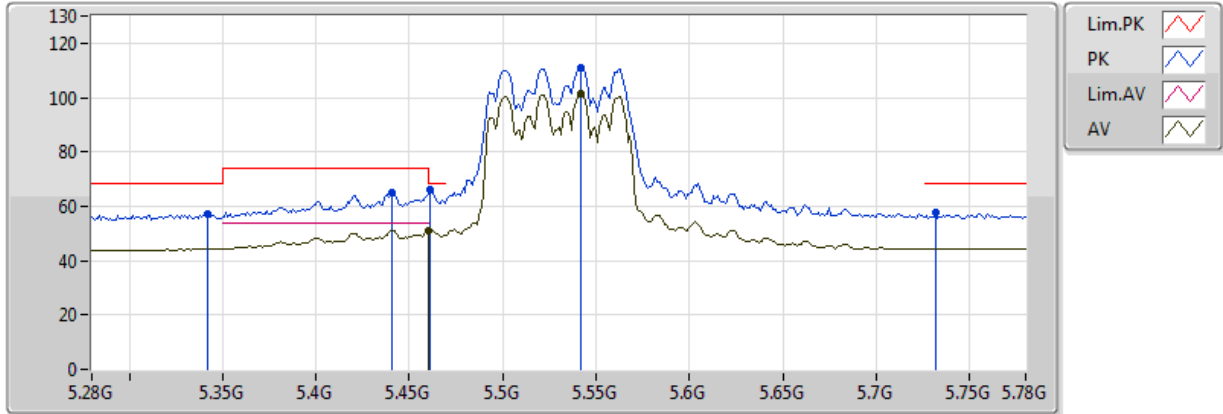


EUT = Z

Type	Freq (Hz)	Level (dBuV/m)	Limit (dBuV/m)	Margin (dB)	Factor (dB)	Dist (m)	Condition	Azimuth (°)	Height (m)	Comments	Raw (dBuV)	AF (dB)	CL (dB)	PA (dB)
AV	15.87G	44.10	54.00	-9.90	12.55	3	Horizontal	0	1.50	-	31.55	37.59	10.04	35.08
PK	15.87G	57.84	74.00	-16.16	12.55	3	Horizontal	0	1.50	-	45.29	37.59	10.04	35.08

802.11ac VHT80_Nss1,(MCS0)_4TX

5530MHz_TX

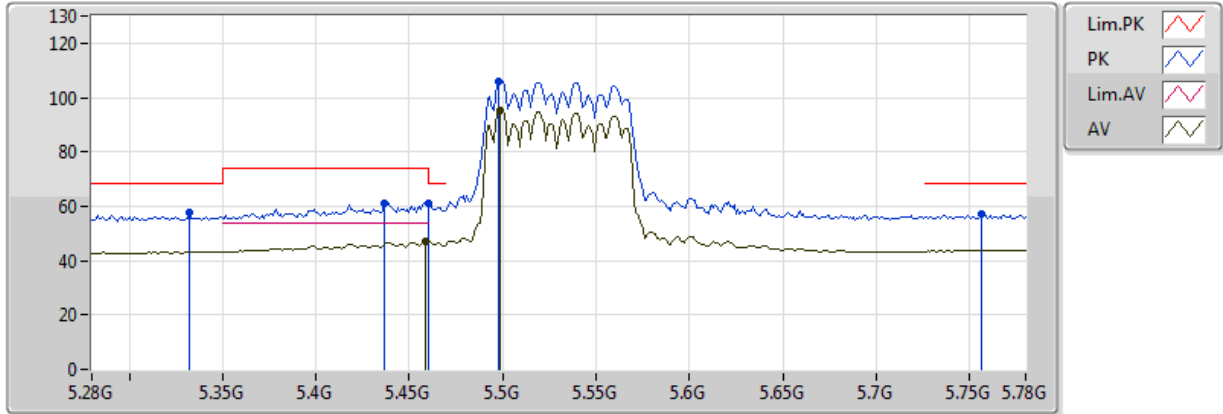


EUT = Z

Type	Freq (Hz)	Level (dBuV/m)	Limit (dBuV/m)	Margin (dB)	Factor (dB)	Dist (m)	Condition	Azimuth (°)	Height (m)	Comments	Raw (dBuV)	AF (dB)	CL (dB)	PA (dB)
AV	5.46G	51.03	54.00	-2.97	2.96	3	Vertical	329	2.65	-	48.07	31.78	5.67	34.49
AV	5.542G	101.35	Inf	-Inf	3.07	3	Vertical	329	2.65	-	98.28	31.87	5.70	34.50
PK	5.342G	57.37	68.20	-10.83	2.90	3	Vertical	329	2.65	-	54.47	31.74	5.65	34.49
PK	5.441G	64.96	74.00	-9.04	2.95	3	Vertical	329	2.65	-	62.01	31.78	5.66	34.49
PK	5.461G	66.06	68.20	-2.14	2.96	3	Vertical	329	2.65	-	63.10	31.78	5.67	34.49
PK	5.542G	111.12	Inf	-Inf	3.07	3	Vertical	329	2.65	-	108.06	31.87	5.70	34.50
PK	5.732G	57.97	68.20	-10.23	3.46	3	Vertical	329	2.65	-	54.51	32.17	5.84	34.55

802.11ac VHT80_Nss1,(MCS0)_4TX

5530MHz_TX

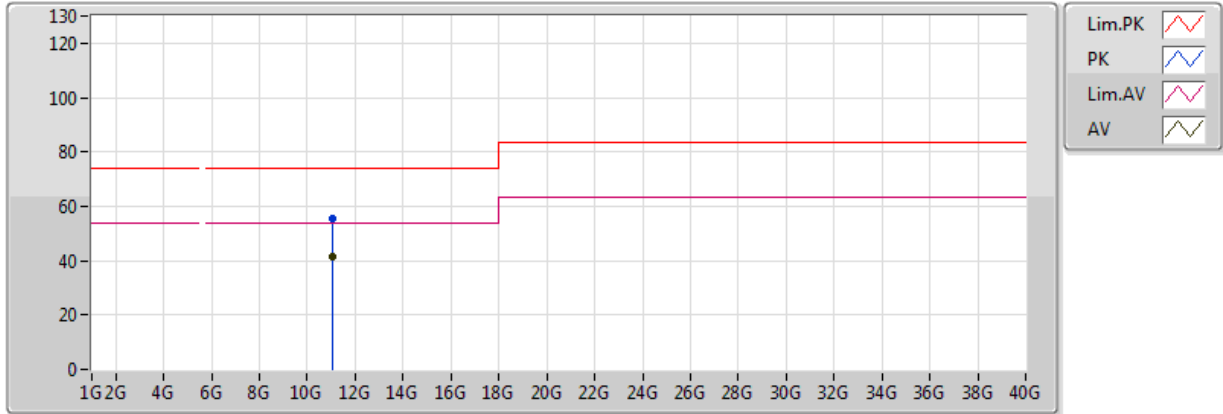


EUT = Z

Type	Freq (Hz)	Level (dBuV/m)	Limit (dBuV/m)	Margin (dB)	Factor (dB)	Dist (m)	Condition	Azimuth (°)	Height (m)	Comments	Raw (dBuV)	AF (dB)	CL (dB)	PA (dB)
AV	5.459G	47.34	54.00	-6.66	2.96	3	Horizontal	26	3.59	-	44.38	31.78	5.67	34.49
AV	5.499G	95.23	Inf	-Inf	2.98	3	Horizontal	26	3.59	-	92.25	31.80	5.67	34.49
PK	5.332G	57.78	68.20	-10.42	2.89	3	Horizontal	26	3.59	-	54.89	31.73	5.65	34.49
PK	5.437G	61.14	74.00	-12.86	2.95	3	Horizontal	26	3.59	-	58.19	31.77	5.66	34.49
PK	5.460005G	60.81	68.20	-7.39	2.96	3	Horizontal	26	3.59	-	57.85	31.78	5.67	34.49
PK	5.498G	105.97	Inf	-Inf	2.98	3	Horizontal	26	3.59	-	102.99	31.80	5.67	34.49
PK	5.756G	56.96	68.20	-11.24	3.51	3	Horizontal	26	3.59	-	53.45	32.21	5.85	34.55

VHT80_Nss1_4TX

5530MHz_TX

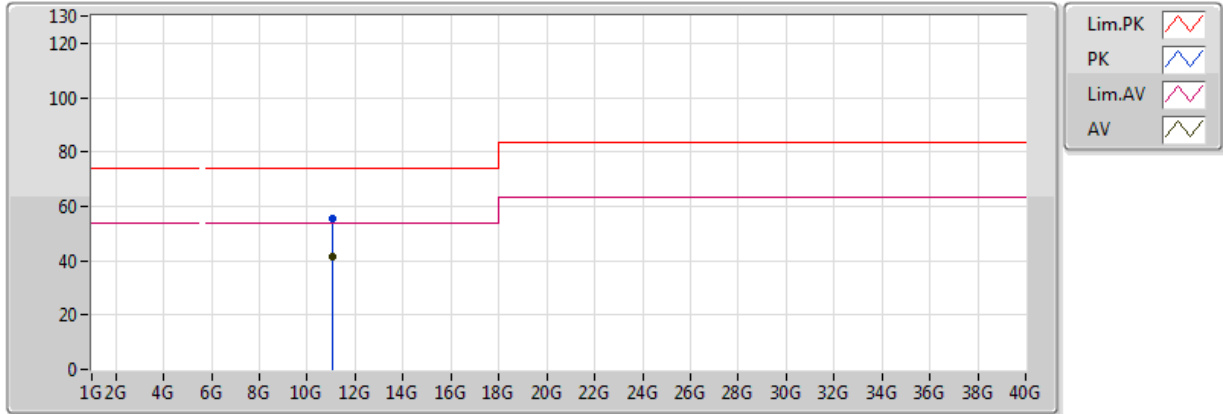


EUT = Z

Type	Freq (Hz)	Level (dBuV/m)	Limit (dBuV/m)	Margin (dB)	Factor (dB)	Dist (m)	Condition	Azimuth (°)	Height (m)	Comments	Raw (dBuV)	AF (dB)	CL (dB)	PA (dB)
AV	11.06G	41.58	54.00	-12.42	14.00	3	Vertical	0	1.50	-	27.58	40.32	8.24	34.55
PK	11.06G	55.40	74.00	-18.60	14.00	3	Vertical	0	1.50	-	41.40	40.32	8.24	34.55

VHT80_Nss1_4TX

5530MHz_TX

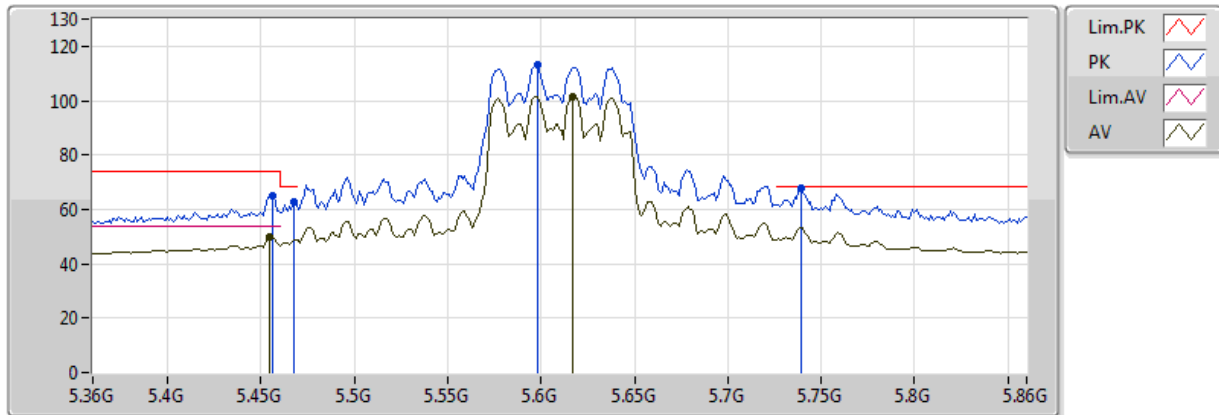


EUT = Z

Type	Freq (Hz)	Level (dBuV/m)	Limit (dBuV/m)	Margin (dB)	Factor (dB)	Dist (m)	Condition	Azimuth (°)	Height (m)	Comments	Raw (dBuV)	AF (dB)	CL (dB)	PA (dB)
AV	11.06G	41.50	54.00	-12.50	14.00	3	Horizontal	360	1.50	-	27.50	40.32	8.24	34.55
PK	11.06G	55.34	74.00	-18.66	14.00	3	Horizontal	360	1.50	-	41.34	40.32	8.24	34.55

802.11ac VHT80_Nss1,(MCS0)_4TX

5610MHz_TX

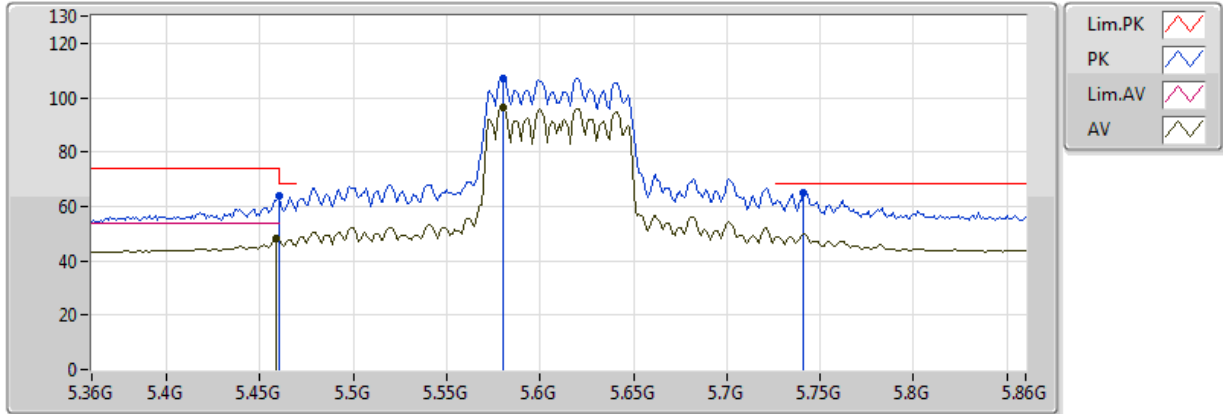


EUT = Z

Type	Freq (Hz)	Level (dBuV/m)	Limit (dBuV/m)	Margin (dB)	Factor (dB)	Dist (m)	Condition	Azimuth (°)	Height (m)	Comments	Raw (dBuV)	AF (dB)	CL (dB)	PA (dB)
AV	5.455G	50.02	54.00	-3.98	2.96	3	Vertical	142	2.44	-	47.07	31.78	5.67	34.49
AV	5.617G	101.69	Inf	-Inf	3.22	3	Vertical	142	2.44	-	98.47	31.99	5.75	34.52
PK	5.456G	65.06	74.00	-8.94	2.96	3	Vertical	142	2.44	-	62.10	31.78	5.67	34.49
PK	5.468G	62.82	68.20	-5.38	2.96	3	Vertical	142	2.44	-	59.86	31.79	5.67	34.49
PK	5.598G	112.99	Inf	-Inf	3.19	3	Vertical	142	2.44	-	109.80	31.96	5.74	34.51
PK	5.739G	67.77	68.20	-0.43	3.48	3	Vertical	142	2.44	-	64.30	32.18	5.84	34.55

802.11ac VHT80_Nss1,(MCS0)_4TX

5610MHz_TX

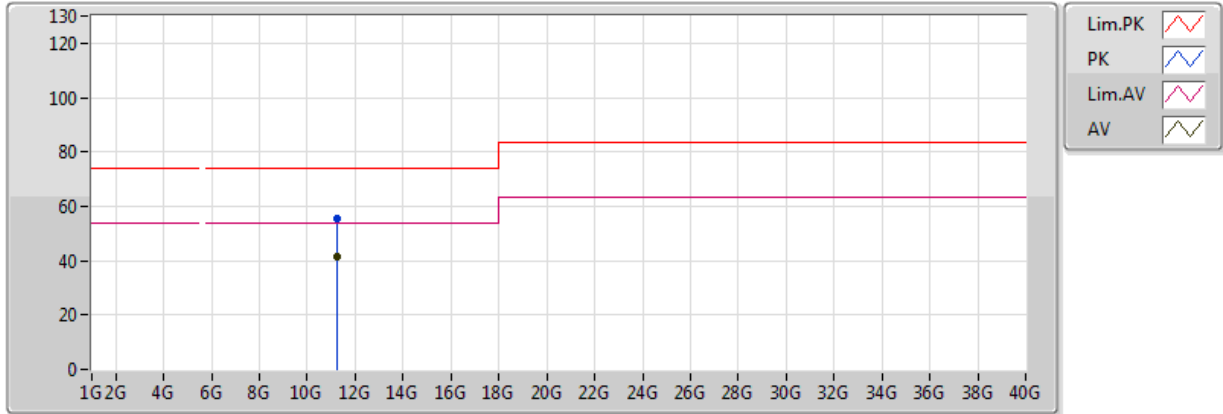


EUT = Z

Type	Freq (Hz)	Level (dBuV/m)	Limit (dBuV/m)	Margin (dB)	Factor (dB)	Dist (m)	Condition	Azimuth (°)	Height (m)	Comments	Raw (dBuV)	AF (dB)	CL (dB)	PA (dB)
AV	5.459G	47.92	54.00	-6.08	2.96	3	Horizontal	24	3.67	-	44.96	31.78	5.67	34.49
AV	5.58G	96.33	Inf	-Inf	3.15	3	Horizontal	24	3.67	-	93.18	31.93	5.73	34.51
PK	5.459995G	63.78	74.00	-10.22	2.96	3	Horizontal	24	3.67	-	60.82	31.78	5.67	34.49
PK	5.460005G	63.78	68.20	-4.42	2.96	3	Horizontal	24	3.67	-	60.82	31.78	5.67	34.49
PK	5.58G	107.22	Inf	-Inf	3.15	3	Horizontal	24	3.67	-	104.07	31.93	5.73	34.51
PK	5.741G	65.05	68.20	-3.15	3.48	3	Horizontal	24	3.67	-	61.57	32.19	5.84	34.55

VHT80_Nss1_4TX

5610MHz_TX

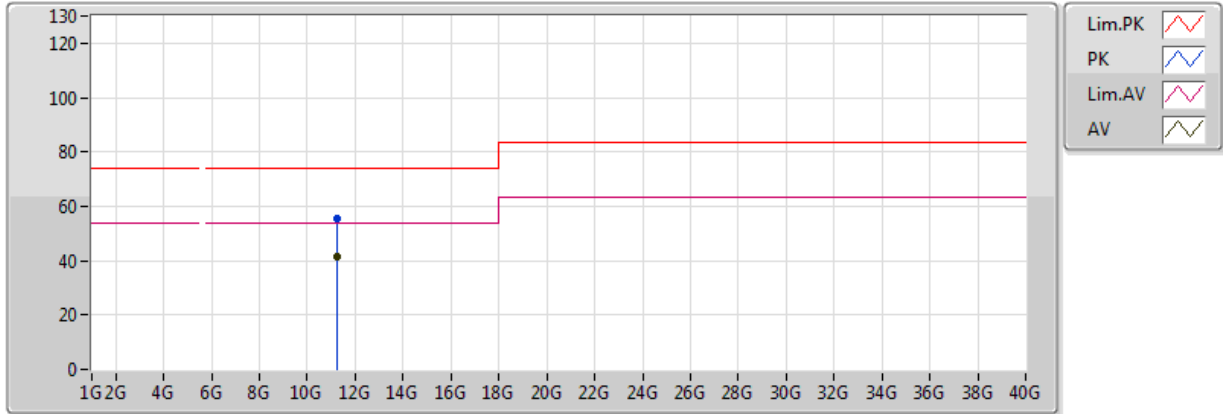


EUT = Z

Type	Freq (Hz)	Level (dBuV/m)	Limit (dBuV/m)	Margin (dB)	Factor (dB)	Dist (m)	Condition	Azimuth (°)	Height (m)	Comments	Raw (dBuV)	AF (dB)	CL (dB)	PA (dB)
AV	11.22G	41.59	54.00	-12.41	13.78	3	Vertical	360	1.50	-	27.81	40.09	8.28	34.59
PK	11.22G	55.70	74.00	-18.30	13.78	3	Vertical	360	1.50	-	41.92	40.09	8.28	34.59

VHT80_Nss1_4TX

5610MHz_TX

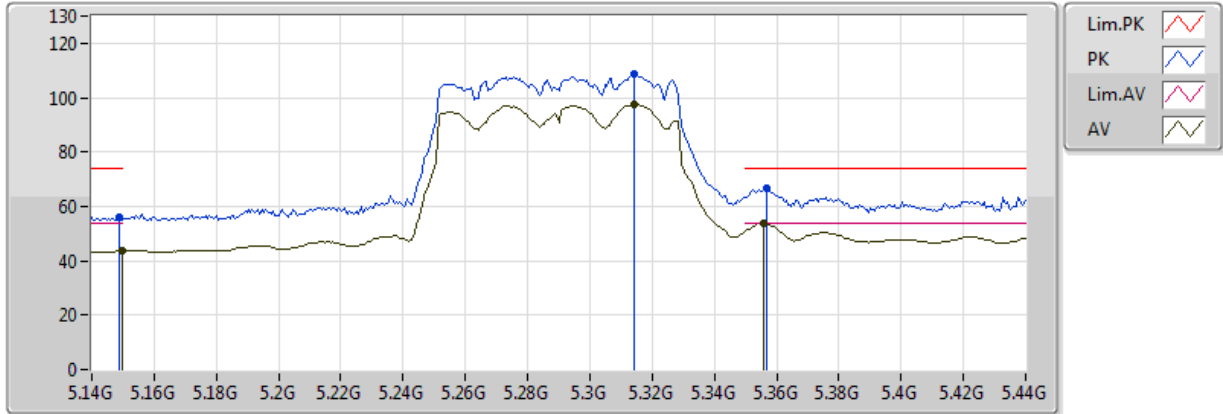


EUT = Z

Type	Freq (Hz)	Level (dBuV/m)	Limit (dBuV/m)	Margin (dB)	Factor (dB)	Dist (m)	Condition	Azimuth (°)	Height (m)	Comments	Raw (dBuV)	AF (dB)	CL (dB)	PA (dB)
AV	11.22G	41.47	54.00	-12.53	13.78	3	Horizontal	0	1.50	-	27.69	40.09	8.28	34.59
PK	11.22G	55.59	74.00	-18.41	13.78	3	Horizontal	0	1.50	-	41.81	40.09	8.28	34.59

802.11ac VHT80+80_Nss1,(MCS0)_2TX

#5290MHz,5530MHz_TX

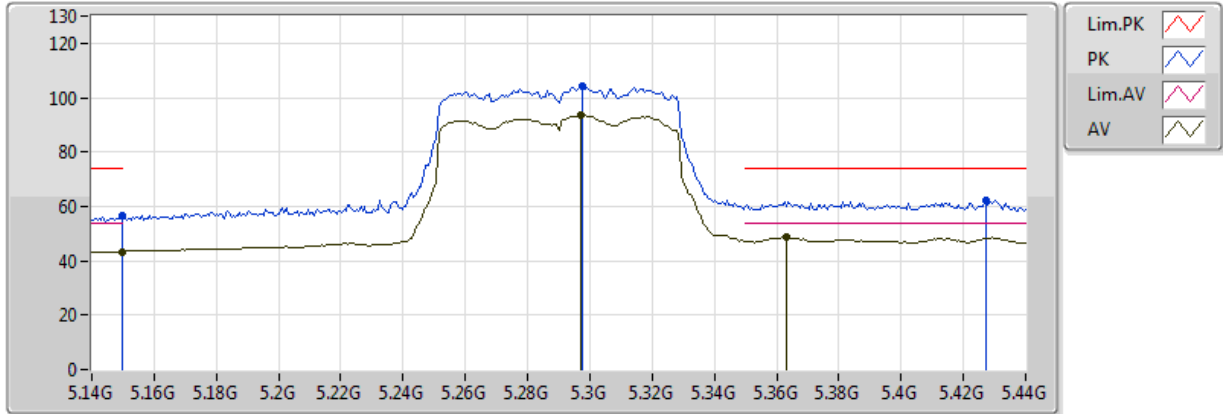


EUT = Z

Type	Freq (Hz)	Level (dBuV/m)	Limit (dBuV/m)	Margin (dB)	Factor (dB)	Dist (m)	Condition	Azimuth (°)	Height (m)	Comments	Raw (dBuV)	AF (dB)	CL (dB)	PA (dB)
AV	5.149995G	43.73	54.00	-10.27	2.80	3	Vertical	146	2.66	-	40.93	31.66	5.62	34.48
AV	5.314G	97.59	Inf	-Inf	2.88	3	Vertical	146	2.66	-	94.72	31.73	5.64	34.49
AV	5.356G	53.70	54.00	-0.30	2.90	3	Vertical	146	2.66	-	50.80	31.74	5.65	34.49
PK	5.149G	56.04	74.00	-17.96	2.80	3	Vertical	146	2.66	-	53.24	31.66	5.62	34.48
PK	5.314G	108.87	Inf	-Inf	2.88	3	Vertical	146	2.66	-	105.99	31.73	5.64	34.49
PK	5.3566G	66.45	74.00	-7.55	2.90	3	Vertical	146	2.66	-	63.54	31.74	5.65	34.49

802.11ac VHT80+80_Nss1,(MCS0)_2TX

#5290MHz,5530MHz_TX

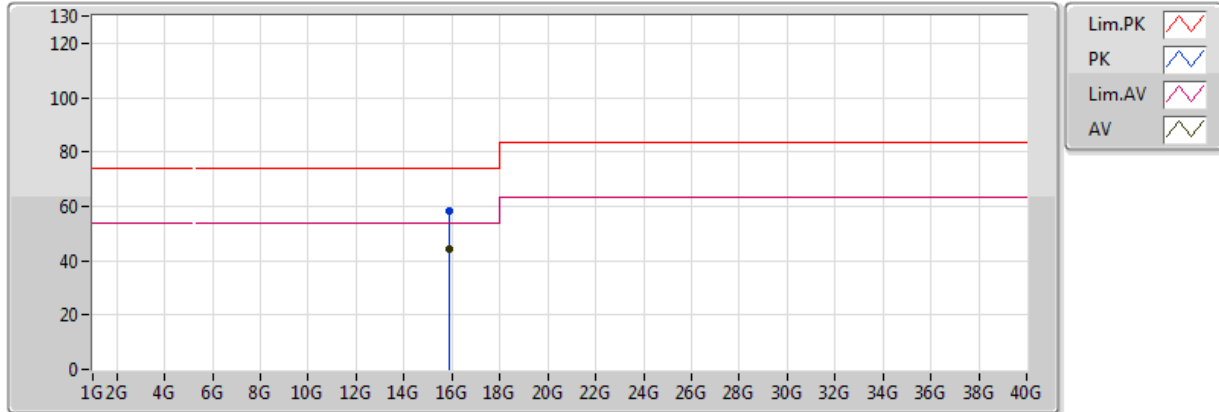


EUT = Z

Type	Freq (Hz)	Level (dBuV/m)	Limit (dBuV/m)	Margin (dB)	Factor (dB)	Dist (m)	Condition	Azimuth (°)	Height (m)	Comments	Raw (dBuV)	AF (dB)	CL (dB)	PA (dB)
AV	5.149995G	43.38	54.00	-10.62	2.80	3	Horizontal	0	3.34	-	40.58	31.66	5.62	34.48
AV	5.2972G	93.54	Inf	-Inf	2.87	3	Horizontal	0	3.34	-	90.67	31.72	5.64	34.49
AV	5.3632G	48.83	54.00	-5.17	2.91	3	Horizontal	0	3.34	-	45.92	31.75	5.65	34.49
PK	5.149995G	56.70	74.00	-17.30	2.80	3	Horizontal	0	3.34	-	53.90	31.66	5.62	34.48
PK	5.2978G	104.46	Inf	-Inf	2.87	3	Horizontal	0	3.34	-	101.59	31.72	5.64	34.49
PK	5.4274G	62.09	74.00	-11.91	2.94	3	Horizontal	0	3.34	-	59.14	31.77	5.66	34.49

802.11ac VHT80+80_Nss1,(MCS0)_2TX

#5290MHz,5530MHz_TX

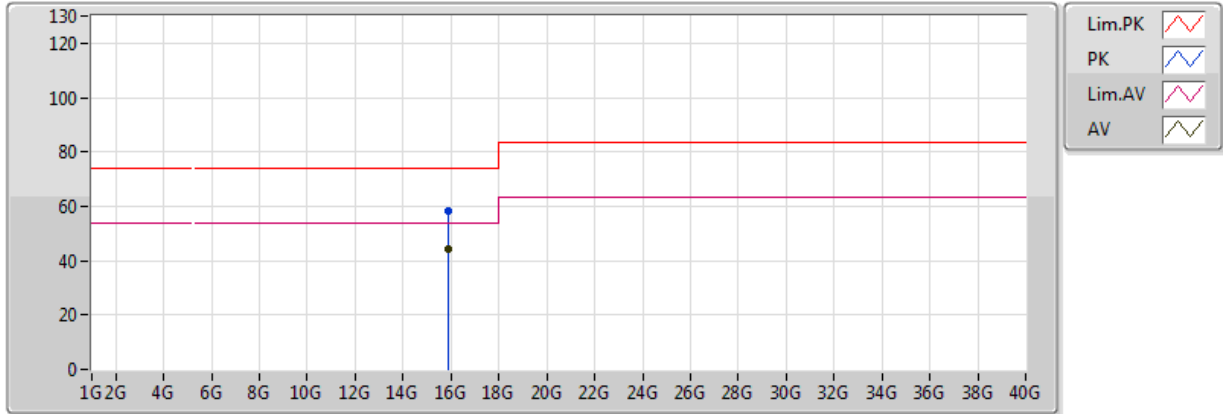


EUT = Z

Type	Freq (Hz)	Level (dBuV/m)	Limit (dBuV/m)	Margin (dB)	Factor (dB)	Dist (m)	Condition	Azimuth (°)	Height (m)	Comments	Raw (dBuV)	AF (dB)	CL (dB)	PA (dB)
AV	15.87G	44.08	54.00	-9.92	12.55	3	Vertical	0	1.50	-	31.53	37.59	10.04	35.08
PK	15.87G	58.48	74.00	-15.52	12.55	3	Vertical	0	1.50	-	45.93	37.59	10.04	35.08

802.11ac VHT80+80_Nss1,(MCS0)_2TX

#5290MHz,5530MHz_TX

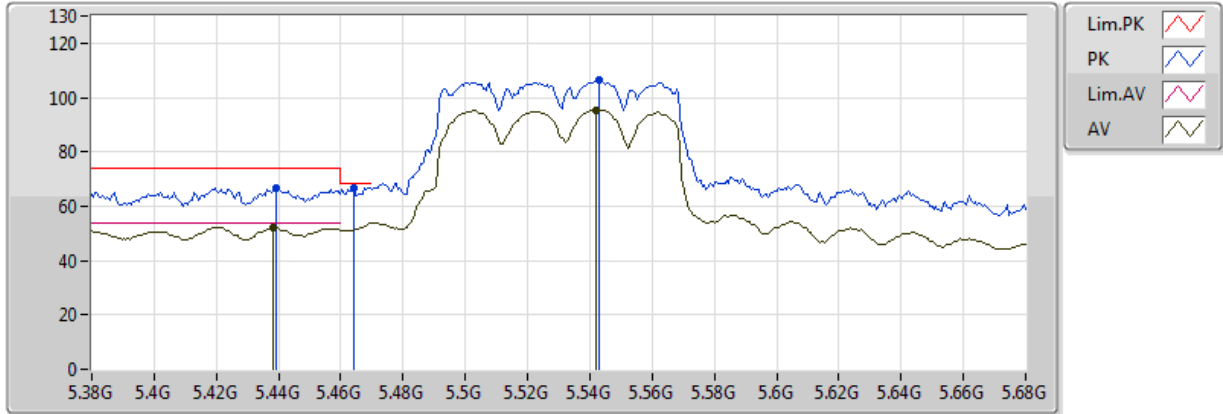


EUT = Z

Type	Freq (Hz)	Level (dBuV/m)	Limit (dBuV/m)	Margin (dB)	Factor (dB)	Dist (m)	Condition	Azimuth (°)	Height (m)	Comments	Raw (dBuV)	AF (dB)	CL (dB)	PA (dB)
AV	15.87G	44.02	54.00	-9.98	12.55	3	Horizontal	360	1.50	-	31.47	37.59	10.04	35.08
PK	15.87G	58.37	74.00	-15.63	12.55	3	Horizontal	360	1.50	-	45.82	37.59	10.04	35.08

802.11ac VHT80+80_Nss1,(MCS0)_2TX

5290MHz,#5530MHz_TX

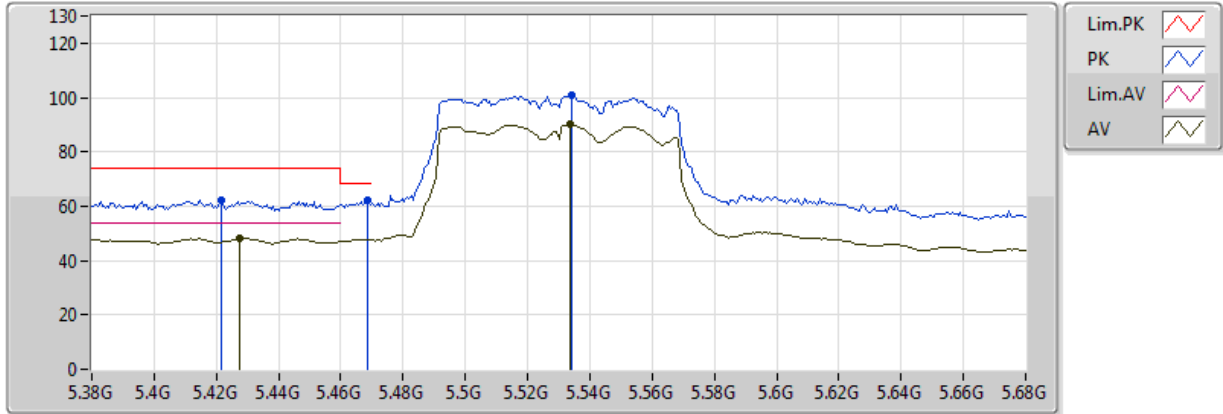


EUT = Z

Type	Freq (Hz)	Level (dBuV/m)	Limit (dBuV/m)	Margin (dB)	Factor (dB)	Dist (m)	Condition	Azimuth (°)	Height (m)	Comments	Raw (dBuV)	AF (dB)	CL (dB)	PA (dB)
AV	5.4382G	52.20	54.00	-1.80	2.95	3	Vertical	146	2.66	-	49.25	31.78	5.66	34.49
AV	5.542G	95.47	Inf	-Inf	3.07	3	Vertical	146	2.66	-	92.40	31.87	5.70	34.50
PK	5.4394G	66.93	74.00	-7.07	2.95	3	Vertical	146	2.66	-	63.98	31.78	5.66	34.49
PK	5.464G	66.95	68.20	-1.25	2.96	3	Vertical	146	2.66	-	63.99	31.79	5.67	34.49
PK	5.5432G	106.25	Inf	-Inf	3.07	3	Vertical	146	2.66	-	103.18	31.87	5.70	34.50

802.11ac VHT80+80_Nss1,(MCS0)_2TX

5290MHz,#5530MHz_TX

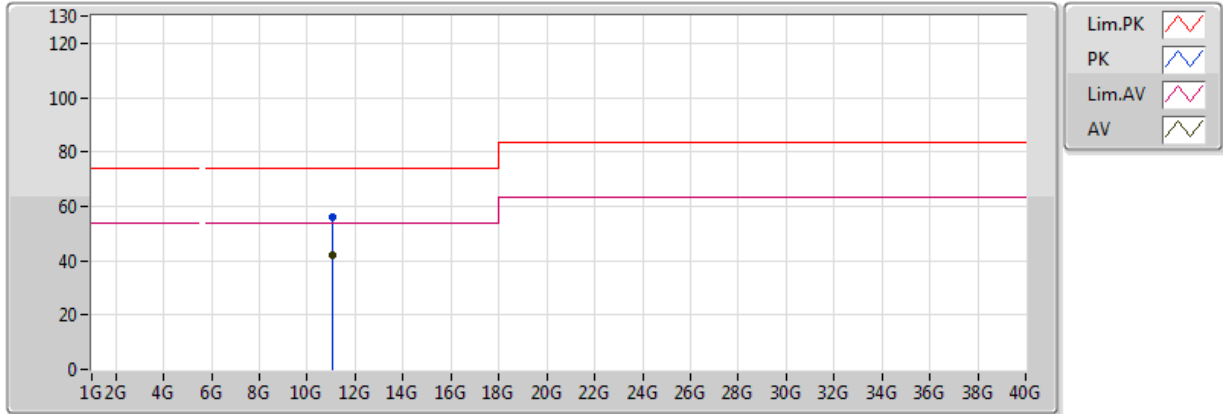


EUT = Z

Type	Freq (Hz)	Level (dBuV/m)	Limit (dBuV/m)	Margin (dB)	Factor (dB)	Dist (m)	Condition	Azimuth (°)	Height (m)	Comments	Raw (dBuV)	AF (dB)	CL (dB)	PA (dB)
AV	5.4274G	48.39	54.00	-5.61	2.94	3	Horizontal	0	3.34	-	45.45	31.77	5.66	34.49
AV	5.5336G	90.14	Inf	-Inf	3.05	3	Horizontal	0	3.34	-	87.09	31.85	5.69	34.50
PK	5.4214G	62.30	74.00	-11.70	2.94	3	Horizontal	0	3.34	-	59.36	31.77	5.66	34.49
PK	5.4688G	62.22	68.20	-5.98	2.96	3	Horizontal	0	3.34	-	59.26	31.79	5.67	34.49
PK	5.5342G	100.73	Inf	-Inf	3.05	3	Horizontal	0	3.34	-	97.68	31.85	5.69	34.50

802.11ac VHT80+80_Nss1,(MCS0)_2TX

5290MHz,#5530MHz_TX

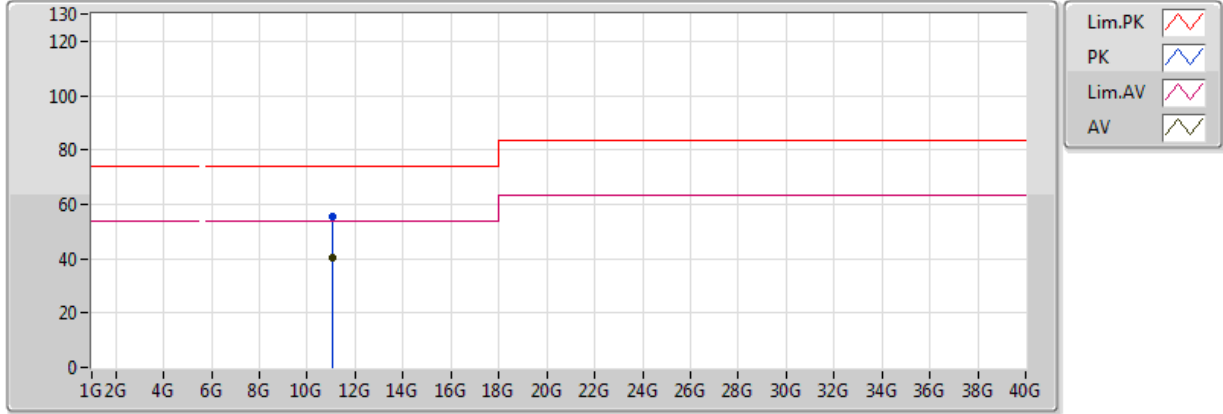


EUT = Z

Type	Freq (Hz)	Level (dBuV/m)	Limit (dBuV/m)	Margin (dB)	Factor (dB)	Dist (m)	Condition	Azimuth (°)	Height (m)	Comments	Raw (dBuV)	AF (dB)	CL (dB)	PA (dB)
AV	11.06G	41.85	54.00	-12.15	14.00	3	Vertical	360	1.50	-	27.85	40.32	8.24	34.55
PK	11.06G	55.78	74.00	-18.22	14.00	3	Vertical	360	1.50	-	41.78	40.32	8.24	34.55

802.11ac VHT80+80_Nss1,(MCS0)_2TX

5290MHz,#5530MHz_TX

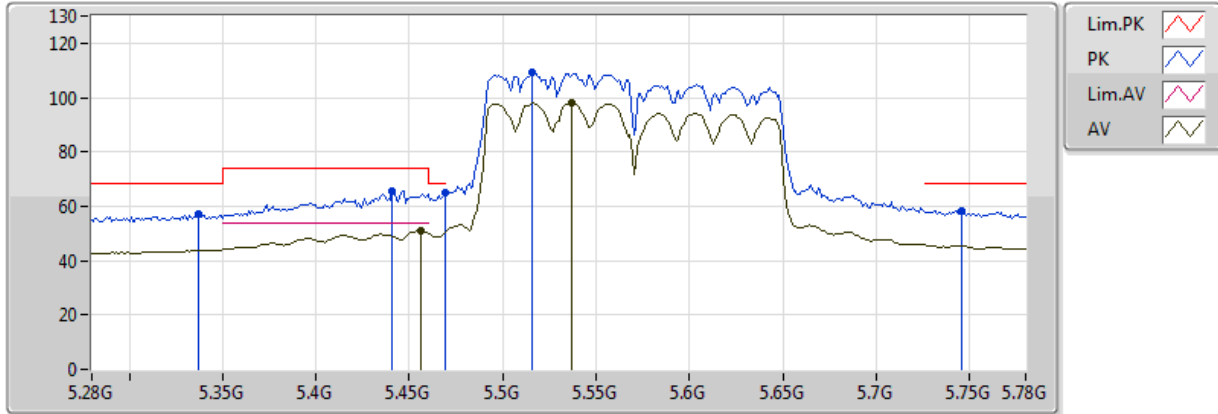


EUT = Z

Type	Freq (Hz)	Level (dBuV/m)	Limit (dBuV/m)	Margin (dB)	Factor (dB)	Dist (m)	Condition	Azimuth (°)	Height (m)	Comments	Raw (dBuV)	AF (dB)	CL (dB)	PA (dB)
AV	11.06G	40.55	54.00	-13.45	14.00	3	Horizontal	0	1.50	-	26.55	40.32	8.24	34.55
PK	11.06G	55.34	74.00	-18.66	14.00	3	Horizontal	0	1.50	-	41.34	40.32	8.24	34.55

VHT80+80_Nss1_4TX

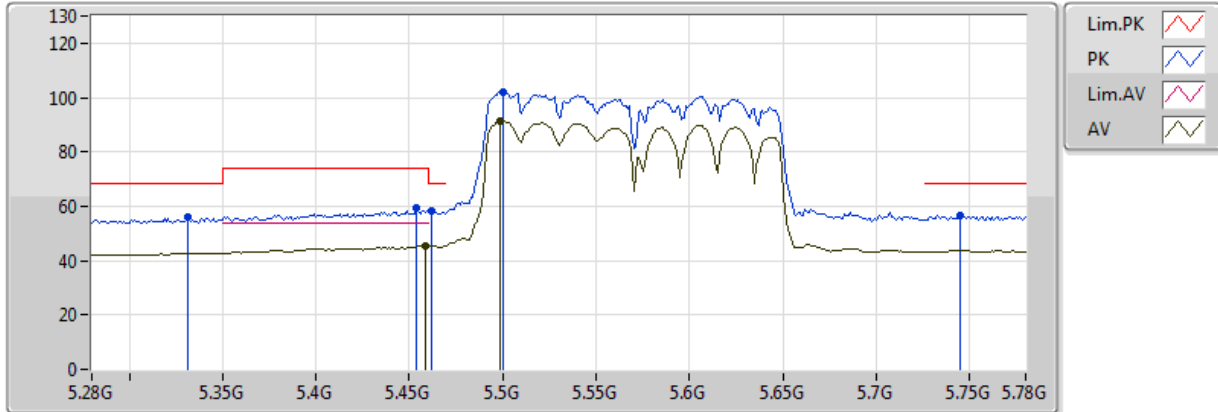
#5530MHz,#5610MHz_TX



EUT = Z

Type	Freq (Hz)	Level (dBuV/m)	Limit (dBuV/m)	Margin (dB)	Factor (dB)	Dist (m)	Condition	Azimuth (°)	Height (m)	Comments	Raw (dBuV)	AF (dB)	CL (dB)	PA (dB)
AV	5.456G	50.92	54.00	-3.08	2.96	3	Vertical	150	2.38	-	47.96	31.78	5.67	34.49
AV	5.537G	98.06	Inf	-Inf	3.06	3	Vertical	150	2.38	-	95.01	31.86	5.70	34.50
PK	5.337G	57.01	68.20	-11.19	2.89	3	Vertical	150	2.38	-	54.12	31.73	5.65	34.49
PK	5.441G	65.72	74.00	-8.28	2.95	3	Vertical	150	2.38	-	62.77	31.78	5.66	34.49
PK	5.469G	64.90	68.20	-3.30	2.96	3	Vertical	150	2.38	-	61.94	31.79	5.67	34.49
PK	5.516G	109.07	Inf	-Inf	3.01	3	Vertical	150	2.38	-	106.06	31.83	5.68	34.49
PK	5.746G	58.29	68.20	-9.91	3.49	3	Vertical	150	2.38	-	54.80	32.19	5.85	34.55

VHT80+80_Nss1_4TX
#5530MHz,#5610MHz_TX

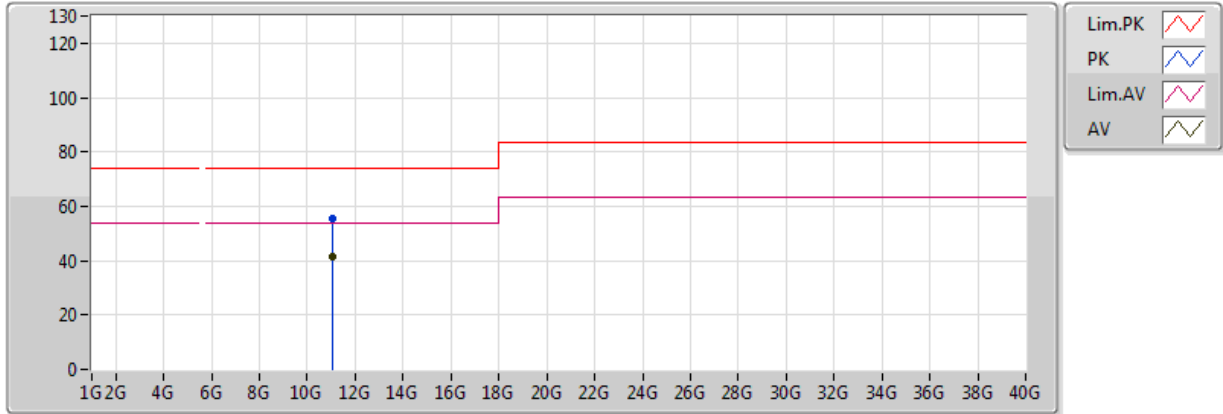


EUT = Z

Type	Freq (Hz)	Level (dBuV/m)	Limit (dBuV/m)	Margin (dB)	Factor (dB)	Dist (m)	Condition	Azimuth (°)	Height (m)	Comments	Raw (dBuV)	AF (dB)	CL (dB)	PA (dB)
AV	5.459G	45.65	54.00	-8.35	2.96	3	Horizontal	199	3.60	-	42.69	31.78	5.67	34.49
AV	5.499G	91.44	Inf	-Inf	2.98	3	Horizontal	199	3.60	-	88.46	31.80	5.67	34.49
PK	5.331G	55.87	68.20	-12.33	2.89	3	Horizontal	199	3.60	-	52.98	31.73	5.65	34.49
PK	5.454G	59.12	74.00	-14.88	2.96	3	Horizontal	199	3.60	-	56.16	31.78	5.67	34.49
PK	5.462G	58.14	68.20	-10.06	2.96	3	Horizontal	199	3.60	-	55.18	31.78	5.67	34.49
PK	5.5G	102.08	Inf	-Inf	2.98	3	Horizontal	199	3.60	-	99.10	31.80	5.67	34.49
PK	5.745G	56.39	68.20	-11.81	3.49	3	Horizontal	199	3.60	-	52.90	32.19	5.85	34.55

VHT80+80_Nss1_4TX

#5530MHz,#5610MHz_TX

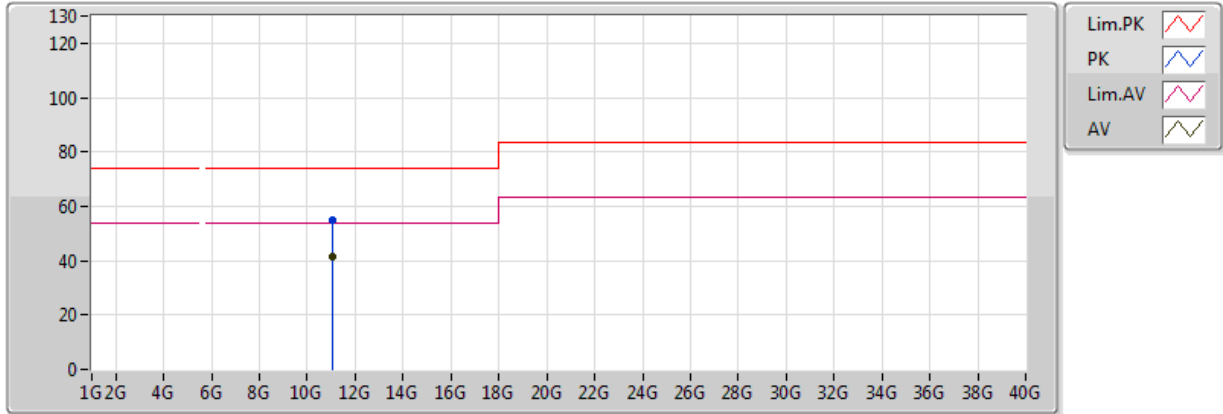


EUT = Z

Type	Freq (Hz)	Level (dBuV/m)	Limit (dBuV/m)	Margin (dB)	Factor (dB)	Dist (m)	Condition	Azimuth (°)	Height (m)	Comments	Raw (dBuV)	AF (dB)	CL (dB)	PA (dB)
AV	11.06G	41.62	54.00	-12.38	14.00	3	Vertical	0	1.50	-	27.62	40.32	8.24	34.55
PK	11.06G	55.64	74.00	-18.36	14.00	3	Vertical	0	1.50	-	41.64	40.32	8.24	34.55

VHT80+80_Nss1_4TX

#5530MHz,#5610MHz_TX



EUT = Z

Type	Freq (Hz)	Level (dBuV/m)	Limit (dBuV/m)	Margin (dB)	Factor (dB)	Dist (m)	Condition	Azimuth (°)	Height (m)	Comments	Raw (dBuV)	AF (dB)	CL (dB)	PA (dB)
AV	11.06G	41.45	54.00	-12.55	14.00	3	Horizontal	360	1.50	-	27.45	40.32	8.24	34.55
PK	11.06G	55.11	74.00	-18.89	14.00	3	Horizontal	360	1.50	-	41.11	40.32	8.24	34.55



Summary

Mode	Result	Type	Freq (Hz)	Level (dBuV/m)	Limit (dBuV/m)	Margin (dB)	Factor (dB)	Dist (m)	Condition	Azimuth (°)	Height (m)	Comments
802.11ac VHT80_Nss1,(MCS0)_4TX	-	-	-	-	-	-	-	-	-	-	-	-
5.25-5.35GHz	Pass	AV	5.350005G	52.45	54.00	-1.55	7.69	3	Horizontal	27	1.50	-
5.47-5.725GHz	Pass	PK	5.467G	66.97	68.20	-1.23	7.95	3	Horizontal	360	1.49	-



Result

Mode	Result	Type	Freq (Hz)	Level (dBuV/m)	Limit (dBuV/m)	Margin (dB)	Factor (dB)	Dist (m)	Condition	Azimuth (°)	Height (m)	Comments
802.11ac VHT20_Nss1,(MCS0)_4TX	-	-	-	-	-	-	-	-	-	-	-	-
5260MHz	Pass	AV	5.1352G	43.77	54.00	-10.23	2.80	3	Horizontal	358	1.86	-
5260MHz	Pass	AV	5.2624G	108.13	Inf	-Inf	2.96	3	Horizontal	358	1.86	-
5260MHz	Pass	AV	5.3758G	45.16	54.00	-8.84	3.12	3	Horizontal	358	1.86	-
5260MHz	Pass	AV	15.78G	44.55	54.00	-9.45	12.98	3	Horizontal	0	1.50	-
5260MHz	Pass	PK	5.1214G	56.54	74.00	-17.46	2.78	3	Horizontal	358	1.86	-
5260MHz	Pass	PK	5.2624G	119.16	Inf	-Inf	2.96	3	Horizontal	358	1.86	-
5260MHz	Pass	PK	5.3668G	57.62	74.00	-16.38	3.10	3	Horizontal	358	1.86	-
5260MHz	Pass	PK	15.78G	57.51	74.00	-16.49	12.98	3	Horizontal	0	1.50	-
5260MHz	Pass	AV	5.1196G	43.44	54.00	-10.56	2.78	3	Vertical	18	1.20	-
5260MHz	Pass	AV	5.2618G	106.00	Inf	-Inf	2.96	3	Vertical	18	1.20	-
5260MHz	Pass	AV	5.3968G	43.79	54.00	-10.21	3.15	3	Vertical	18	1.20	-
5260MHz	Pass	AV	15.78G	44.10	54.00	-9.90	12.98	3	Vertical	360	1.50	-
5260MHz	Pass	PK	5.1436G	56.66	74.00	-17.34	2.81	3	Vertical	18	1.20	-
5260MHz	Pass	PK	5.2624G	116.77	Inf	-Inf	2.96	3	Vertical	18	1.20	-
5260MHz	Pass	PK	5.4088G	56.74	74.00	-17.26	3.16	3	Vertical	18	1.20	-
5260MHz	Pass	PK	15.78G	56.98	74.00	-17.02	12.98	3	Vertical	360	1.50	-
5300MHz	Pass	AV	5.302G	109.14	Inf	-Inf	3.01	3	Horizontal	2	1.79	-
5300MHz	Pass	AV	5.376G	45.44	54.00	-8.56	3.12	3	Horizontal	2	1.79	-
5300MHz	Pass	AV	10.6G	46.72	54.00	-7.28	13.05	3	Horizontal	262	1.63	-
5300MHz	Pass	AV	15.9G	46.47	54.00	-7.53	12.41	3	Horizontal	253	1.50	-
5300MHz	Pass	PK	5.302G	119.97	Inf	-Inf	3.01	3	Horizontal	2	1.79	-
5300MHz	Pass	PK	5.3536G	61.26	74.00	-12.74	3.09	3	Horizontal	2	1.79	-
5300MHz	Pass	PK	10.6G	61.52	74.00	-12.48	13.05	3	Horizontal	262	1.63	-
5300MHz	Pass	PK	15.9G	61.46	74.00	-12.54	12.41	3	Horizontal	253	1.50	-
5300MHz	Pass	AV	5.3032G	104.05	Inf	-Inf	3.01	3	Vertical	14	1.22	-
5300MHz	Pass	AV	5.3856G	44.09	54.00	-9.91	3.13	3	Vertical	14	1.22	-
5300MHz	Pass	AV	10.6G	42.73	54.00	-11.27	13.05	3	Vertical	360	1.50	-
5300MHz	Pass	AV	15.9G	45.24	54.00	-8.76	12.41	3	Vertical	0	1.50	-
5300MHz	Pass	PK	5.302G	116.91	Inf	-Inf	3.01	3	Vertical	14	1.22	-
5300MHz	Pass	PK	5.398G	57.14	74.00	-16.86	3.15	3	Vertical	14	1.22	-
5300MHz	Pass	PK	10.6G	55.58	74.00	-18.42	13.05	3	Vertical	360	1.50	-
5300MHz	Pass	PK	15.9G	59.06	74.00	-14.94	12.41	3	Vertical	0	1.50	-
5320MHz	Pass	AV	5.322G	107.20	Inf	-Inf	3.04	3	Horizontal	0	3.20	-
5320MHz	Pass	AV	5.3502G	47.45	54.00	-6.55	3.08	3	Horizontal	0	3.20	-
5320MHz	Pass	AV	10.64G	44.04	54.00	-9.96	17.35	3	Horizontal	0	1.50	-
5320MHz	Pass	AV	15.96G	45.32	54.00	-8.68	16.28	3	Horizontal	360	1.50	-
5320MHz	Pass	PK	5.3214G	119.09	Inf	-Inf	3.04	3	Horizontal	0	3.20	-
5320MHz	Pass	PK	5.3532G	60.61	74.00	-13.39	3.08	3	Horizontal	0	3.20	-
5320MHz	Pass	PK	10.64G	58.60	74.00	-15.40	17.35	3	Horizontal	0	1.50	-
5320MHz	Pass	PK	15.96G	59.73	74.00	-14.27	16.28	3	Horizontal	360	1.50	-
5320MHz	Pass	AV	5.3152G	104.57	Inf	-Inf	3.03	3	Vertical	0	1.03	-
5320MHz	Pass	AV	5.358G	46.44	54.00	-7.56	3.09	3	Vertical	0	1.03	-
5320MHz	Pass	AV	10.64G	43.58	54.00	-10.42	17.35	3	Vertical	360	1.50	-
5320MHz	Pass	AV	15.96G	44.58	54.00	-9.42	16.28	3	Vertical	0	1.50	-
5320MHz	Pass	PK	5.3162G	117.67	Inf	-Inf	3.03	3	Vertical	0	1.03	-
5320MHz	Pass	PK	5.350005G	59.60	74.00	-14.40	3.08	3	Vertical	0	1.03	-
5320MHz	Pass	PK	10.64G	58.20	74.00	-15.80	17.35	3	Vertical	360	1.50	-



RSE TX above 1GHz Result_Beamforming

Appendix D.4

Mode	Result	Type	Freq (Hz)	Level (dBuV/m)	Limit (dBuV/m)	Margin (dB)	Factor (dB)	Dist (m)	Condition	Azimuth (°)	Height (m)	Comments
5320MHz	Pass	PK	15.96G	60.05	74.00	-13.95	16.28	3	Vertical	0	1.50	-
5500MHz	Pass	AV	5.4582G	47.12	54.00	-6.88	3.23	3	Horizontal	11	2.67	-
5500MHz	Pass	AV	5.4976G	106.88	Inf	-Inf	3.29	3	Horizontal	11	2.67	-
5500MHz	Pass	AV	11G	47.48	54.00	-6.52	17.90	3	Horizontal	266	1.75	-
5500MHz	Pass	PK	5.4588G	59.62	74.00	-14.38	3.23	3	Horizontal	11	2.67	-
5500MHz	Pass	PK	5.4654G	60.31	68.20	-7.89	3.24	3	Horizontal	11	2.67	-
5500MHz	Pass	PK	5.5048G	117.91	Inf	-Inf	3.30	3	Horizontal	11	2.67	-
5500MHz	Pass	PK	11G	61.94	74.00	-12.06	17.90	3	Horizontal	266	1.75	-
5500MHz	Pass	AV	5.4592G	45.88	54.00	-8.12	3.23	3	Vertical	15	1.06	-
5500MHz	Pass	AV	5.5022G	104.53	Inf	-Inf	3.29	3	Vertical	15	1.06	-
5500MHz	Pass	AV	11G	44.95	54.00	-9.05	17.90	3	Vertical	360	1.50	-
5500MHz	Pass	PK	5.4542G	59.29	74.00	-14.71	3.23	3	Vertical	15	1.06	-
5500MHz	Pass	PK	5.4626G	60.75	68.20	-7.45	3.24	3	Vertical	15	1.06	-
5500MHz	Pass	PK	5.5026G	117.80	Inf	-Inf	3.30	3	Vertical	15	1.06	-
5500MHz	Pass	PK	11G	59.08	74.00	-14.92	17.90	3	Vertical	360	1.50	-
5580MHz	Pass	AV	5.4546G	44.31	54.00	-9.69	3.23	3	Horizontal	360	2.43	-
5580MHz	Pass	AV	5.5776G	108.69	Inf	-Inf	3.45	3	Horizontal	360	2.43	-
5580MHz	Pass	AV	11.16G	44.30	54.00	-9.70	17.78	3	Horizontal	360	1.50	-
5580MHz	Pass	PK	5.4492G	57.75	74.00	-16.25	3.22	3	Horizontal	360	2.43	-
5580MHz	Pass	PK	5.4612G	57.74	68.20	-10.46	3.24	3	Horizontal	360	2.43	-
5580MHz	Pass	PK	5.5776G	120.51	Inf	-Inf	3.45	3	Horizontal	360	2.43	-
5580MHz	Pass	PK	5.7264G	58.56	68.20	-9.64	3.76	3	Horizontal	360	2.43	-
5580MHz	Pass	PK	11.16G	59.67	74.00	-14.33	17.78	3	Horizontal	360	1.50	-
5580MHz	Pass	AV	5.454G	43.87	54.00	-10.13	3.23	3	Vertical	10	1.00	-
5580MHz	Pass	AV	5.5806G	105.00	Inf	-Inf	3.46	3	Vertical	10	1.00	-
5580MHz	Pass	AV	11.16G	43.56	54.00	-10.44	17.78	3	Vertical	0	1.50	-
5580MHz	Pass	PK	5.4516G	56.21	74.00	-17.79	3.22	3	Vertical	10	1.00	-
5580MHz	Pass	PK	5.4654G	57.15	68.20	-11.05	3.24	3	Vertical	10	1.00	-
5580MHz	Pass	PK	5.5836G	117.85	Inf	-Inf	3.47	3	Vertical	10	1.00	-
5580MHz	Pass	PK	5.7288G	56.84	68.20	-11.36	3.76	3	Vertical	10	1.00	-
5580MHz	Pass	PK	11.16G	58.04	74.00	-15.96	17.78	3	Vertical	0	1.50	-
5700MHz	Pass	AV	5.6976G	107.51	Inf	-Inf	3.70	3	Horizontal	358	2.68	-
5700MHz	Pass	AV	11.4G	45.31	54.00	-8.69	17.60	3	Horizontal	360	1.50	-
5700MHz	Pass	PK	5.6976G	119.09	Inf	-Inf	3.70	3	Horizontal	358	2.68	-
5700MHz	Pass	PK	5.7256G	63.17	68.20	-5.03	3.76	3	Horizontal	358	2.68	-
5700MHz	Pass	PK	11.4G	58.82	74.00	-15.18	17.60	3	Horizontal	360	1.50	-
5700MHz	Pass	AV	5.7008G	102.83	Inf	-Inf	3.70	3	Vertical	16	1.50	-
5700MHz	Pass	AV	11.4G	45.12	54.00	-8.88	17.60	3	Vertical	0	1.50	-
5700MHz	Pass	PK	5.7008G	114.32	Inf	-Inf	3.70	3	Vertical	16	1.50	-
5700MHz	Pass	PK	5.7256G	60.36	68.20	-7.84	3.76	3	Vertical	16	1.50	-
5700MHz	Pass	PK	11.4G	59.31	74.00	-14.69	17.60	3	Vertical	0	1.50	-
802.11ac VHT40_Nss1(MCS0)_4TX	-	-	-	-	-	-	-	-	-	-	-	-
5270MHz	Pass	AV	5.268G	98.03	Inf	-Inf	7.51	3	Horizontal	30	1.05	-
5270MHz	Pass	AV	5.366G	47.33	54.00	-6.67	7.73	3	Horizontal	30	1.05	-
5270MHz	Pass	AV	15.81G	45.61	54.00	-8.39	16.79	3	Horizontal	0	1.50	-
5270MHz	Pass	PK	5.2676G	109.30	Inf	-Inf	7.51	3	Horizontal	30	1.05	-
5270MHz	Pass	PK	5.3692G	59.94	74.00	-14.06	7.73	3	Horizontal	30	1.05	-
5270MHz	Pass	PK	15.81G	60.20	74.00	-13.80	16.79	3	Horizontal	0	1.50	-
5270MHz	Pass	AV	5.2544G	96.24	Inf	-Inf	7.48	3	Vertical	55	1.50	-



Mode	Result	Type	Freq (Hz)	Level (dBuV/m)	Limit (dBuV/m)	Margin (dB)	Factor (dB)	Dist (m)	Condition	Azimuth (°)	Height (m)	Comments
5270MHz	Pass	AV	5.356G	47.42	54.00	-6.58	7.70	3	Vertical	55	1.50	-
5270MHz	Pass	AV	15.81G	45.65	54.00	-8.35	16.79	3	Vertical	360	1.50	-
5270MHz	Pass	PK	5.2568G	107.22	Inf	-Inf	7.48	3	Vertical	55	1.50	-
5270MHz	Pass	PK	5.3692G	60.42	74.00	-13.58	7.73	3	Vertical	55	1.50	-
5270MHz	Pass	PK	15.81G	59.95	74.00	-14.05	16.79	3	Vertical	360	1.50	-
5310MHz	Pass	AV	5.294G	104.50	Inf	-Inf	3.05	3	Horizontal	354	1.50	-
5310MHz	Pass	AV	5.3524G	51.76	54.00	-2.24	3.11	3	Horizontal	354	1.50	-
5310MHz	Pass	PK	5.316G	111.54	Inf	-Inf	3.08	3	Horizontal	354	1.50	-
5310MHz	Pass	PK	5.3528G	68.93	74.00	-5.07	3.11	3	Horizontal	354	1.50	-
5310MHz	Pass	AV	5.2964G	102.75	Inf	-Inf	3.06	3	Vertical	0	3.52	-
5310MHz	Pass	AV	5.3524G	48.73	54.00	-5.27	3.11	3	Vertical	0	3.52	-
5310MHz	Pass	PK	5.2968G	110.30	Inf	-Inf	3.06	3	Vertical	0	3.52	-
5310MHz	Pass	PK	5.3532G	68.00	74.00	-6.00	3.11	3	Vertical	0	3.52	-
5310MHz	Pass	AV	10.62G	45.14	54.00	-8.86	13.46	3	Horizontal	0	1.50	-
5310MHz	Pass	AV	15.93G	45.30	54.00	-8.70	13.21	3	Horizontal	360	1.50	-
5310MHz	Pass	PK	10.62G	56.56	74.00	-17.44	13.46	3	Horizontal	0	1.50	-
5310MHz	Pass	PK	15.93G	56.56	74.00	-17.44	13.21	3	Horizontal	360	1.50	-
5310MHz	Pass	AV	10.62G	45.21	54.00	-8.79	13.46	3	Vertical	98	3.69	-
5310MHz	Pass	AV	15.93G	45.94	54.00	-8.06	13.21	3	Vertical	360	1.50	-
5310MHz	Pass	PK	10.62G	56.78	74.00	-17.22	13.46	3	Vertical	98	3.69	-
5310MHz	Pass	PK	15.93G	56.62	74.00	-17.38	13.21	3	Vertical	360	1.50	-
5510MHz	Pass	AV	5.458G	47.42	54.00	-6.58	7.93	3	Horizontal	285	2.08	-
5510MHz	Pass	AV	5.4984G	98.34	Inf	-Inf	8.02	3	Horizontal	285	2.08	-
5510MHz	Pass	PK	5.4592G	62.26	74.00	-11.74	7.93	3	Horizontal	285	2.08	-
5510MHz	Pass	PK	5.4604G	61.63	68.20	-6.57	7.93	3	Horizontal	285	2.08	-
5510MHz	Pass	PK	5.4992G	111.39	Inf	-Inf	8.02	3	Horizontal	285	2.08	-
5510MHz	Pass	AV	5.422G	47.39	54.00	-6.61	7.85	3	Vertical	37	1.50	-
5510MHz	Pass	AV	5.5064G	92.23	Inf	-Inf	8.03	3	Vertical	37	1.50	-
5510MHz	Pass	PK	5.4596G	60.00	74.00	-14.00	7.93	3	Vertical	37	1.50	-
5510MHz	Pass	PK	5.4612G	60.19	68.20	-8.01	7.93	3	Vertical	37	1.50	-
5510MHz	Pass	PK	5.498G	102.41	Inf	-Inf	8.02	3	Vertical	37	1.50	-
5510MHz	Pass	AV	11.02G	45.97	54.00	-8.03	17.88	3	Horizontal	360	1.50	-
5510MHz	Pass	PK	11.02G	60.80	74.00	-13.20	17.88	3	Horizontal	360	1.50	-
5510MHz	Pass	AV	11.02G	44.55	54.00	-9.45	17.88	3	Vertical	0	1.50	-
5510MHz	Pass	PK	11.02G	58.72	74.00	-15.28	17.88	3	Vertical	0	1.50	-
5550MHz	Pass	AV	5.4524G	47.19	54.00	-6.81	7.92	3	Horizontal	358	2.40	-
5550MHz	Pass	AV	5.538G	99.43	Inf	-Inf	8.08	3	Horizontal	358	2.40	-
5550MHz	Pass	PK	5.4556G	59.91	74.00	-14.09	7.92	3	Horizontal	358	2.40	-
5550MHz	Pass	PK	5.464G	59.58	68.20	-8.62	7.94	3	Horizontal	358	2.40	-
5550MHz	Pass	PK	5.5376G	110.22	Inf	-Inf	8.08	3	Horizontal	358	2.40	-
5550MHz	Pass	AV	5.4584G	47.29	54.00	-6.71	7.93	3	Vertical	35	3.66	-
5550MHz	Pass	AV	5.5476G	97.71	Inf	-Inf	8.10	3	Vertical	35	3.66	-
5550MHz	Pass	PK	5.4544G	59.49	74.00	-14.51	7.92	3	Vertical	35	3.66	-
5550MHz	Pass	PK	5.464G	59.94	68.20	-8.26	7.94	3	Vertical	35	3.66	-
5550MHz	Pass	PK	5.5468G	109.33	Inf	-Inf	8.09	3	Vertical	35	3.66	-
5550MHz	Pass	AV	11.1G	45.17	54.00	-8.83	17.82	3	Horizontal	360	1.50	-
5550MHz	Pass	PK	11.1G	59.94	74.00	-14.06	17.82	3	Horizontal	360	1.50	-
5550MHz	Pass	AV	11.1G	43.75	54.00	-10.25	17.82	3	Vertical	0	1.50	-
5550MHz	Pass	PK	11.1G	58.44	74.00	-15.56	17.82	3	Vertical	0	1.50	-



Mode	Result	Type	Freq (Hz)	Level (dBuV/m)	Limit (dBuV/m)	Margin (dB)	Factor (dB)	Dist (m)	Condition	Azimuth (°)	Height (m)	Comments
5670MHz	Pass	AV	5.6636G	97.94	Inf	-Inf	8.28	3	Horizontal	344	2.17	-
5670MHz	Pass	AV	11.34G	44.60	54.00	-9.40	17.64	3	Horizontal	0	1.50	-
5670MHz	Pass	PK	5.658G	107.97	Inf	-Inf	8.27	3	Horizontal	344	2.17	-
5670MHz	Pass	PK	5.7716G	61.63	68.20	-6.57	8.46	3	Horizontal	344	2.17	-
5670MHz	Pass	PK	11.34G	59.06	74.00	-14.94	17.64	3	Horizontal	0	1.50	-
5670MHz	Pass	AV	5.6548G	96.52	Inf	-Inf	8.27	3	Vertical	312	1.04	-
5670MHz	Pass	AV	11.34G	43.96	54.00	-10.04	17.64	3	Vertical	360	1.50	-
5670MHz	Pass	PK	5.6532G	106.67	Inf	-Inf	8.27	3	Vertical	312	1.04	-
5670MHz	Pass	PK	5.818G	62.11	68.20	-6.09	8.54	3	Vertical	312	1.04	-
5670MHz	Pass	PK	11.34G	58.88	74.00	-15.12	17.64	3	Vertical	360	1.50	-
802.11ac VHT80_Nss1,(MCS0)_4TX	-	-	-	-	-	-	-	-	-	-	-	-
5290MHz	Pass	AV	5.149995G	46.66	54.00	-7.34	7.25	3	Horizontal	27	1.50	-
5290MHz	Pass	AV	5.268G	97.40	Inf	-Inf	7.51	3	Horizontal	27	1.50	-
5290MHz	Pass	AV	5.350005G	52.45	54.00	-1.55	7.69	3	Horizontal	27	1.50	-
5290MHz	Pass	PK	5.123G	60.38	74.00	-13.62	7.19	3	Horizontal	27	1.50	-
5290MHz	Pass	PK	5.307G	104.92	Inf	-Inf	7.60	3	Horizontal	27	1.50	-
5290MHz	Pass	PK	5.356G	69.18	74.00	-4.82	7.70	3	Horizontal	27	1.50	-
5290MHz	Pass	PK	5.477G	61.27	68.20	-6.93	7.97	3	Horizontal	27	1.50	-
5290MHz	Pass	AV	5.07G	46.57	54.00	-7.43	7.07	3	Vertical	38	1.50	-
5290MHz	Pass	AV	5.302G	90.40	Inf	-Inf	7.58	3	Vertical	38	1.50	-
5290MHz	Pass	AV	5.354G	48.52	54.00	-5.48	7.70	3	Vertical	38	1.50	-
5290MHz	Pass	PK	5.046G	59.84	74.00	-14.16	7.02	3	Vertical	38	1.50	-
5290MHz	Pass	PK	5.256G	103.34	Inf	-Inf	7.48	3	Vertical	38	1.50	-
5290MHz	Pass	PK	5.354G	65.20	74.00	-8.80	7.70	3	Vertical	38	1.50	-
5290MHz	Pass	PK	5.49G	60.59	68.20	-7.61	8.00	3	Vertical	38	1.50	-
5290MHz	Pass	AV	15.87G	45.39	54.00	-8.61	16.58	3	Horizontal	360	1.50	-
5290MHz	Pass	PK	15.87G	59.96	74.00	-14.04	16.58	3	Horizontal	360	1.50	-
5290MHz	Pass	AV	15.87G	45.37	54.00	-8.63	16.58	3	Vertical	0	1.50	-
5290MHz	Pass	PK	15.87G	59.72	74.00	-14.28	16.58	3	Vertical	0	1.50	-
5530MHz	Pass	AV	5.452G	48.88	54.00	-5.12	7.91	3	Horizontal	360	1.49	-
5530MHz	Pass	AV	5.512G	88.87	Inf	-Inf	8.04	3	Horizontal	360	1.49	-
5530MHz	Pass	PK	5.454G	72.49	74.00	-1.51	7.92	3	Horizontal	360	1.49	-
5530MHz	Pass	PK	5.467G	66.97	68.20	-1.23	7.95	3	Horizontal	360	1.49	-
5530MHz	Pass	PK	5.507G	107.76	Inf	-Inf	8.03	3	Horizontal	360	1.49	-
5530MHz	Pass	PK	5.767G	62.51	68.20	-5.69	8.45	3	Horizontal	360	1.49	-
5530MHz	Pass	AV	5.446G	48.03	54.00	-5.97	7.90	3	Vertical	39	2.07	-
5530MHz	Pass	AV	5.498G	91.22	Inf	-Inf	8.02	3	Vertical	39	2.07	-
5530MHz	Pass	PK	5.445G	64.23	74.00	-9.77	7.90	3	Vertical	39	2.07	-
5530MHz	Pass	PK	5.465G	64.19	68.20	-4.01	7.94	3	Vertical	39	2.07	-
5530MHz	Pass	PK	5.507G	106.00	Inf	-Inf	8.03	3	Vertical	39	2.07	-
5530MHz	Pass	PK	5.758G	61.90	68.20	-6.30	8.44	3	Vertical	39	2.07	-
5530MHz	Pass	AV	11.06G	44.55	54.00	-9.45	17.85	3	Horizontal	0	1.50	-
5530MHz	Pass	PK	11.06G	58.56	74.00	-15.44	17.85	3	Horizontal	0	1.50	-
5530MHz	Pass	AV	11.06G	44.14	54.00	-9.86	17.85	3	Vertical	360	1.50	-
5530MHz	Pass	PK	11.06G	58.09	74.00	-15.91	17.85	3	Vertical	360	1.50	-
5610MHz	Pass	AV	5.435G	48.77	54.00	-5.23	7.88	3	Horizontal	332	1.48	-
5610MHz	Pass	AV	5.579G	95.98	Inf	-Inf	8.15	3	Horizontal	332	1.48	-
5610MHz	Pass	PK	5.398G	61.73	74.00	-12.27	7.80	3	Horizontal	332	1.48	-
5610MHz	Pass	PK	5.469G	60.41	68.20	-7.79	7.95	3	Horizontal	332	1.48	-



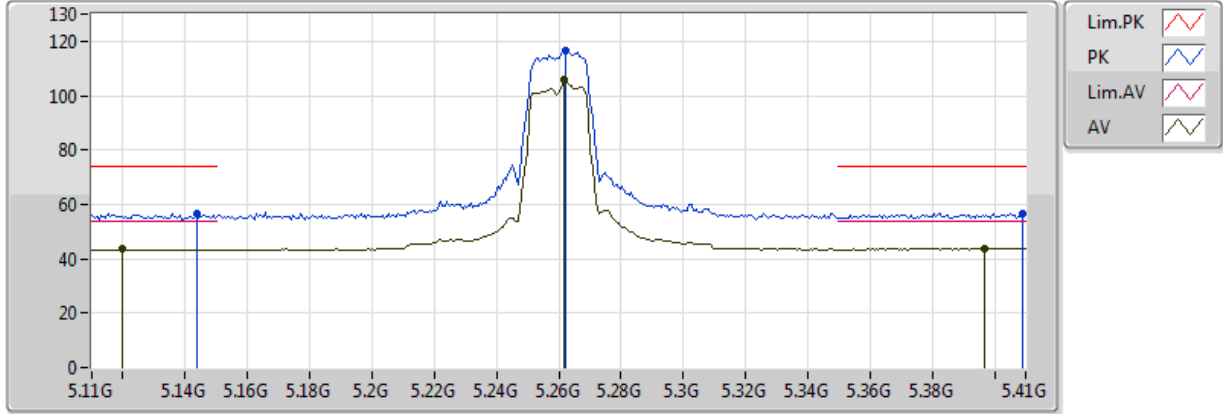
Mode	Result	Type	Freq (Hz)	Level (dBuV/m)	Limit (dBuV/m)	Margin (dB)	Factor (dB)	Dist (m)	Condition	Azimuth (°)	Height (m)	Comments
5610MHz	Pass	PK	5.579G	108.14	Inf	-Inf	8.15	3	Horizontal	332	1.48	-
5610MHz	Pass	PK	5.738G	63.04	68.20	-5.16	8.40	3	Horizontal	332	1.48	-
5610MHz	Pass	AV	5.417G	47.48	54.00	-6.52	7.84	3	Vertical	34	2.10	-
5610MHz	Pass	AV	5.587G	92.85	Inf	-Inf	8.16	3	Vertical	34	2.10	-
5610MHz	Pass	PK	5.384G	61.59	74.00	-12.41	7.76	3	Vertical	34	2.10	-
5610MHz	Pass	PK	5.469G	61.34	68.20	-6.86	7.95	3	Vertical	34	2.10	-
5610MHz	Pass	PK	5.586G	106.82	Inf	-Inf	8.16	3	Vertical	34	2.10	-
5610MHz	Pass	PK	5.745G	62.69	68.20	-5.51	8.42	3	Vertical	34	2.10	-
5610MHz	Pass	AV	11.22G	44.45	54.00	-9.55	17.73	3	Horizontal	360	1.50	-
5610MHz	Pass	PK	11.22G	58.73	74.00	-15.27	17.73	3	Horizontal	360	1.50	-
5610MHz	Pass	AV	11.22G	44.16	54.00	-9.84	17.73	3	Vertical	0	1.50	-
5610MHz	Pass	PK	11.22G	59.10	74.00	-14.90	17.73	3	Vertical	0	1.50	-
802.11ac VHT80+80_Nss1,(MCS0)_2TX	-	-	-	-	-	-	-	-	-	-	-	-
#5290MHz,5530MHz	Pass	AV	5.149995G	47.13	54.00	-6.87	2.90	3	Horizontal	307	3.58	-
#5290MHz,5530MHz	Pass	AV	5.2624G	97.48	Inf	-Inf	3.02	3	Horizontal	307	3.58	-
#5290MHz,5530MHz	Pass	AV	5.3536G	51.90	54.00	-2.10	3.11	3	Horizontal	307	3.58	-
#5290MHz,5530MHz	Pass	AV	15.87G	46.03	54.00	-7.97	13.43	3	Horizontal	360	1.50	-
#5290MHz,5530MHz	Pass	PK	5.149995G	57.99	74.00	-16.01	2.90	3	Horizontal	307	3.58	-
#5290MHz,5530MHz	Pass	PK	5.2582G	106.04	Inf	-Inf	3.01	3	Horizontal	307	3.58	-
#5290MHz,5530MHz	Pass	PK	5.3728G	62.06	74.00	-11.94	3.13	3	Horizontal	307	3.58	-
#5290MHz,5530MHz	Pass	PK	15.87G	57.44	74.00	-16.56	13.43	3	Horizontal	360	1.50	-
#5290MHz,5530MHz	Pass	AV	5.1418G	46.19	54.00	-7.81	2.89	3	Vertical	10	1.00	-
#5290MHz,5530MHz	Pass	AV	5.3218G	87.88	Inf	-Inf	3.08	3	Vertical	10	1.00	-
#5290MHz,5530MHz	Pass	AV	5.3656G	47.81	54.00	-6.19	3.13	3	Vertical	10	1.00	-
#5290MHz,5530MHz	Pass	AV	15.87G	45.93	54.00	-8.07	13.43	3	Vertical	0	1.50	-
#5290MHz,5530MHz	Pass	PK	5.149995G	56.98	74.00	-17.02	2.90	3	Vertical	10	1.00	-
#5290MHz,5530MHz	Pass	PK	5.3218G	96.72	Inf	-Inf	3.08	3	Vertical	10	1.00	-
#5290MHz,5530MHz	Pass	PK	5.3578G	58.60	74.00	-15.40	3.12	3	Vertical	10	1.00	-
#5290MHz,5530MHz	Pass	PK	15.87G	57.45	74.00	-16.55	13.43	3	Vertical	0	1.50	-
802.11ac VHT80+80_Nss1,(MCS0)_2TX												
5290MHz,#5530MHz	Pass	AV	5.3842G	48.52	54.00	-5.48	3.14	3	Horizontal	292	1.93	-
5290MHz,#5530MHz	Pass	AV	5.4688G	47.78	Inf	-Inf	3.24	3	Horizontal	292	1.93	-
5290MHz,#5530MHz	Pass	AV	5.5126G	90.53	Inf	-Inf	3.28	3	Horizontal	292	1.93	-
5290MHz,#5530MHz	Pass	AV	11.06G	46.27	54.00	-7.73	14.36	3	Horizontal	360	1.50	-
5290MHz,#5530MHz	Pass	PK	5.3812G	58.74	74.00	-15.26	3.14	3	Horizontal	292	1.93	-
5290MHz,#5530MHz	Pass	PK	5.4628G	58.56	68.20	-9.64	3.23	3	Horizontal	292	1.93	-
5290MHz,#5530MHz	Pass	PK	5.5378G	100.20	Inf	-Inf	3.30	3	Horizontal	292	1.93	-
5290MHz,#5530MHz	Pass	PK	11.06G	57.36	74.00	-16.64	14.36	3	Horizontal	360	1.50	-
5290MHz,#5530MHz	Pass	AV	5.4496G	49.78	54.00	-4.22	3.21	3	Vertical	339	3.57	-
5290MHz,#5530MHz	Pass	AV	5.4616G	48.00	Inf	-Inf	3.23	3	Vertical	339	3.57	-
5290MHz,#5530MHz	Pass	AV	5.5036G	91.75	Inf	-Inf	3.27	3	Vertical	339	3.57	-
5290MHz,#5530MHz	Pass	AV	11.06G	46.25	54.00	-7.75	14.36	3	Vertical	0	1.50	-
5290MHz,#5530MHz	Pass	PK	5.3812G	59.44	74.00	-14.56	3.14	3	Vertical	339	3.57	-
5290MHz,#5530MHz	Pass	PK	5.460005G	57.96	68.20	-10.24	3.23	3	Vertical	339	3.57	-
5290MHz,#5530MHz	Pass	PK	5.506G	101.15	Inf	-Inf	3.27	3	Vertical	339	3.57	-
5290MHz,#5530MHz	Pass	PK	11.06G	57.85	74.00	-16.15	14.36	3	Vertical	0	1.50	-
802.11ac VHT80+80_Nss2,(MCS0)_4TX	-	-	-	-	-	-	-	-	-	-	-	-
#5530MHz,#5610MHz	Pass	AV	5.457G	48.74	54.00	-5.26	3.22	3	Horizontal	356	1.97	-
#5530MHz,#5610MHz	Pass	AV	5.492G	98.78	Inf	-Inf	3.26	3	Horizontal	356	1.97	-



Mode	Result	Type	Freq (Hz)	Level (dBuV/m)	Limit (dBuV/m)	Margin (dB)	Factor (dB)	Dist (m)	Condition	Azimuth (°)	Height (m)	Comments
#5530MHz,#5610MHz	Pass	PK	5.454G	64.37	74.00	-9.63	3.22	3	Horizontal	356	1.97	-
#5530MHz,#5610MHz	Pass	PK	5.468G	62.48	68.20	-5.72	3.23	3	Horizontal	356	1.97	-
#5530MHz,#5610MHz	Pass	PK	5.501G	108.07	Inf	-Inf	3.27	3	Horizontal	356	1.97	-
#5530MHz,#5610MHz	Pass	PK	5.733G	56.99	68.20	-11.21	3.46	3	Horizontal	356	1.97	-
#5530MHz,#5610MHz	Pass	AV	5.45G	47.93	54.00	-6.07	3.22	3	Vertical	6	1.00	-
#5530MHz,#5610MHz	Pass	AV	5.622G	93.71	Inf	-Inf	3.37	3	Vertical	6	1.00	-
#5530MHz,#5610MHz	Pass	PK	5.457G	60.13	74.00	-13.87	3.22	3	Vertical	6	1.00	-
#5530MHz,#5610MHz	Pass	PK	5.461G	59.57	68.20	-8.63	3.23	3	Vertical	6	1.00	-
#5530MHz,#5610MHz	Pass	PK	5.639G	101.13	Inf	-Inf	3.39	3	Vertical	6	1.00	-
#5530MHz,#5610MHz	Pass	PK	5.746G	56.58	68.20	-11.62	3.47	3	Vertical	6	1.00	-
#5530MHz,#5610MHz	Pass	AV	11.06G	43.90	54.00	-10.10	14.36	3	Horizontal	0	1.35	-
#5530MHz,#5610MHz	Pass	PK	11.06G	56.27	74.00	-17.73	14.36	3	Horizontal	0	1.35	-
#5530MHz,#5610MHz	Pass	AV	11.06G	43.83	54.00	-10.17	14.36	3	Vertical	360	1.50	-
#5530MHz,#5610MHz	Pass	PK	11.06G	55.82	74.00	-18.18	14.36	3	Vertical	360	1.50	-

802.11ac VHT20_Nss1,(MCS0)_4TX

5260MHz_TX

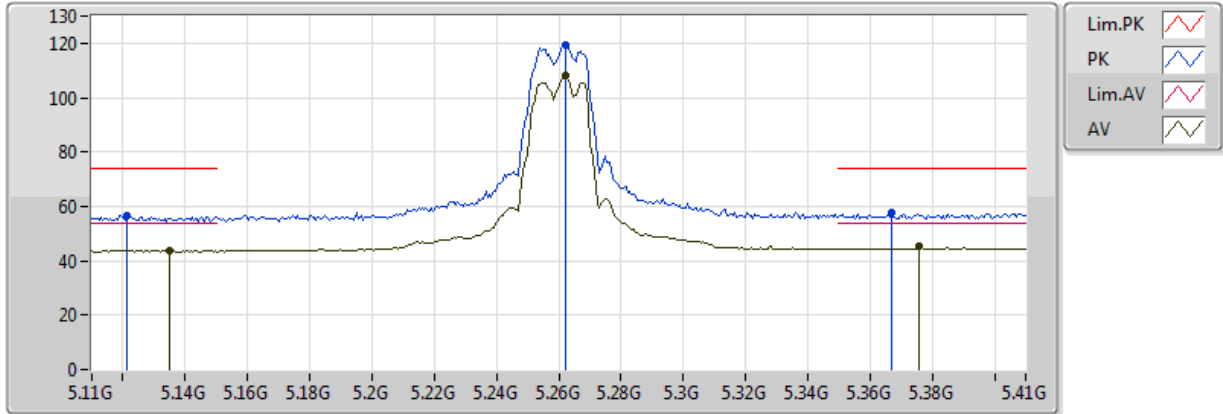


EUT = Y

Type	Freq (Hz)	Level (dBuV/m)	Limit (dBuV/m)	Margin (dB)	Factor (dB)	Dist (m)	Condition	Azimuth (°)	Height (m)	Comments	Raw (dBuV)	AF (dB)	CL (dB)	PA (dB)
AV	5.1196G	43.44	54.00	-10.56	2.78	3	Vertical	18	1.20	-	40.66	31.65	5.61	34.48
AV	5.2618G	106.00	Inf	-Inf	2.96	3	Vertical	18	1.20	-	103.03	31.70	5.75	34.49
AV	5.3968G	43.79	54.00	-10.21	3.15	3	Vertical	18	1.20	-	40.65	31.76	5.88	34.49
PK	5.1436G	56.66	74.00	-17.34	2.81	3	Vertical	18	1.20	-	53.85	31.66	5.63	34.48
PK	5.2624G	116.77	Inf	-Inf	2.96	3	Vertical	18	1.20	-	113.80	31.70	5.75	34.49
PK	5.4088G	56.74	74.00	-17.26	3.16	3	Vertical	18	1.20	-	53.58	31.76	5.89	34.49

802.11ac VHT20_Nss1,(MCS0)_4TX

5260MHz_TX

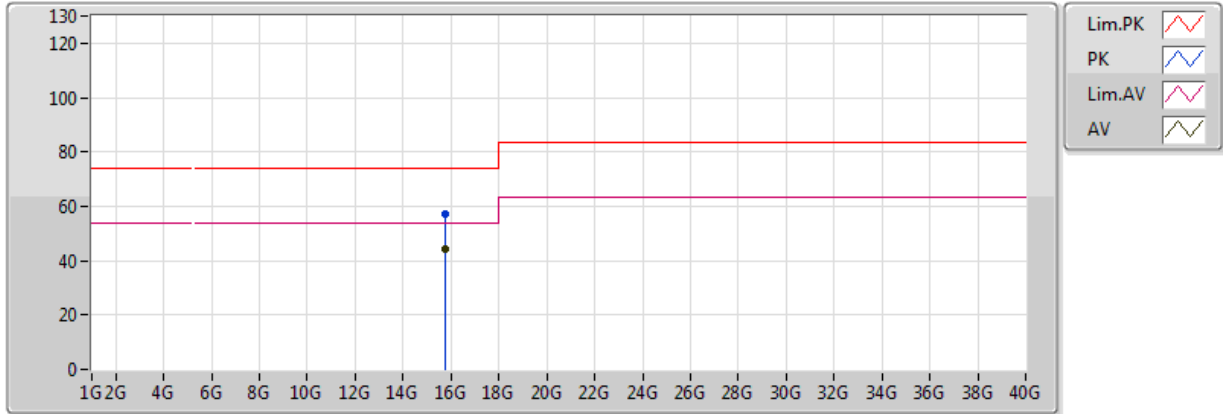


EUT = Y

Type	Freq (Hz)	Level (dBuV/m)	Limit (dBuV/m)	Margin (dB)	Factor (dB)	Dist (m)	Condition	Azimuth (°)	Height (m)	Comments	Raw (dBuV)	AF (dB)	CL (dB)	PA (dB)
AV	5.1352G	43.77	54.00	-10.23	2.80	3	Horizontal	358	1.86	-	40.97	31.65	5.63	34.48
AV	5.2624G	108.13	Inf	-Inf	2.96	3	Horizontal	358	1.86	-	105.16	31.70	5.75	34.49
AV	5.3758G	45.16	54.00	-8.84	3.12	3	Horizontal	358	1.86	-	42.05	31.75	5.86	34.49
PK	5.1214G	56.54	74.00	-17.46	2.78	3	Horizontal	358	1.86	-	53.76	31.65	5.61	34.48
PK	5.2624G	119.16	Inf	-Inf	2.96	3	Horizontal	358	1.86	-	116.19	31.70	5.75	34.49
PK	5.3668G	57.62	74.00	-16.38	3.10	3	Horizontal	358	1.86	-	54.52	31.75	5.85	34.49

802.11ac VHT20_Nss1,(MCS0)_4TX

5260MHz_TX



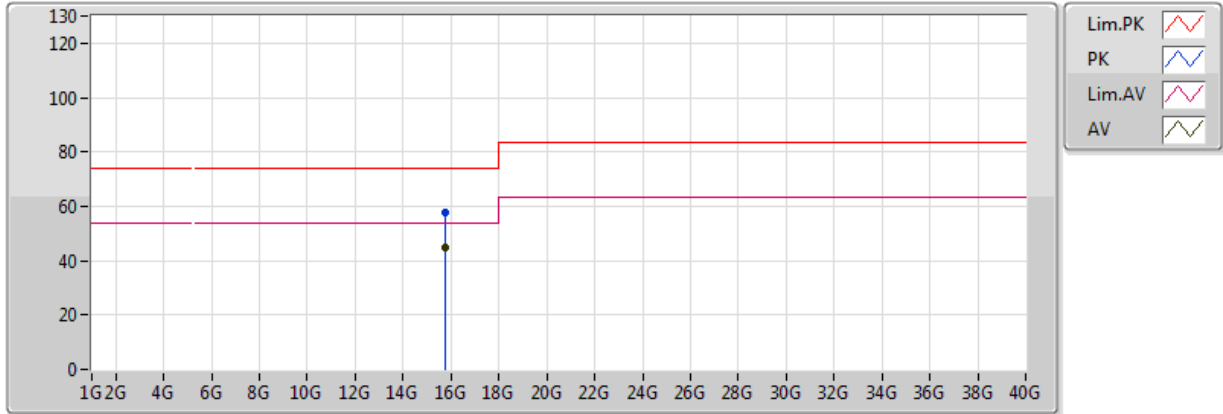
EUT = Y

Type	Freq (Hz)	Level (dBuV/m)	Limit (dBuV/m)	Margin (dB)	Factor (dB)	Dist (m)	Condition	Azimuth (°)	Height (m)	Comments	Raw (dBuV)	AF (dB)	CL (dB)	PA (dB)
AV	15.78G	44.10	54.00	-9.90	12.98	3	Vertical	360	1.50	-	31.12	37.94	10.02	34.97
PK	15.78G	56.98	74.00	-17.02	12.98	3	Vertical	360	1.50	-	44.00	37.94	10.02	34.97



802.11ac VHT20_Nss1,(MCS0)_4TX

5260MHz_TX

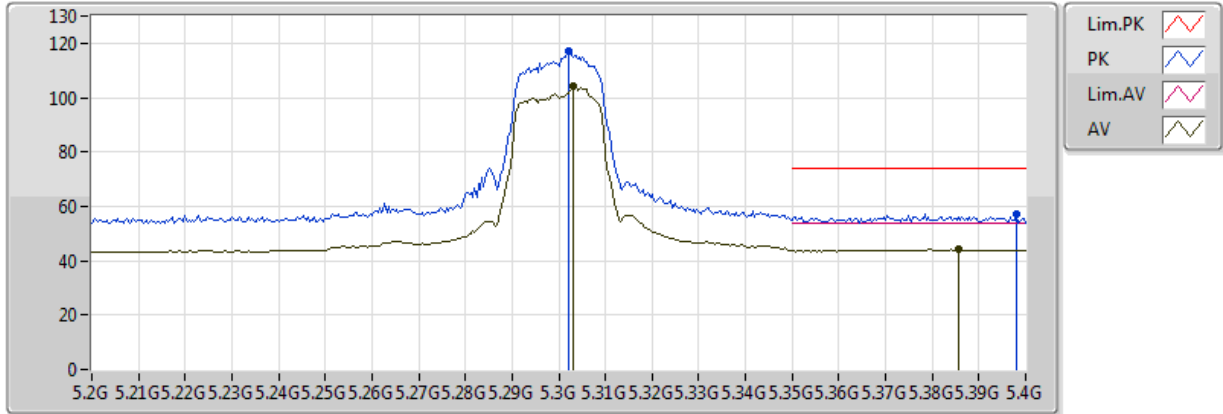


EUT = Y

Type	Freq (Hz)	Level (dBuV/m)	Limit (dBuV/m)	Margin (dB)	Factor (dB)	Dist (m)	Condition	Azimuth (°)	Height (m)	Comments	Raw (dBuV)	AF (dB)	CL (dB)	PA (dB)
AV	15.78G	44.55	54.00	-9.45	12.98	3	Horizontal	0	1.50	-	31.57	37.94	10.02	34.97
PK	15.78G	57.51	74.00	-16.49	12.98	3	Horizontal	0	1.50	-	44.53	37.94	10.02	34.97

802.11ac VHT20_Nss1,(MCS0)_4TX

5300MHz_TX

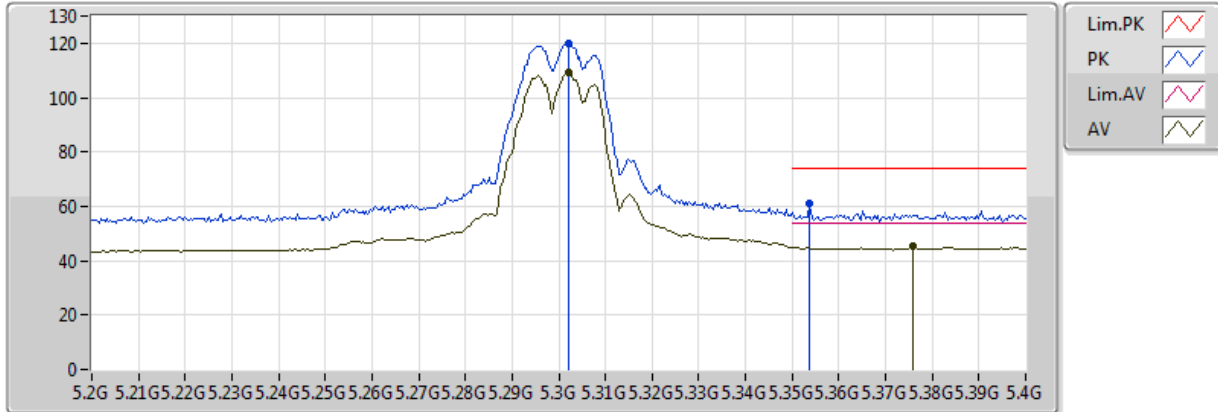


EUT = Y

Type	Freq (Hz)	Level (dBuV/m)	Limit (dBuV/m)	Margin (dB)	Factor (dB)	Dist (m)	Condition	Azimuth (°)	Height (m)	Comments	Raw (dBuV)	AF (dB)	CL (dB)	PA (dB)
AV	5.3032G	104.05	Inf	-Inf	3.01	3	Vertical	14	1.22	-	101.04	31.72	5.78	34.49
AV	5.3856G	44.09	54.00	-9.91	3.13	3	Vertical	14	1.22	-	40.96	31.75	5.87	34.49
PK	5.302G	116.91	Inf	-Inf	3.01	3	Vertical	14	1.22	-	113.90	31.72	5.78	34.49
PK	5.398G	57.14	74.00	-16.86	3.15	3	Vertical	14	1.22	-	53.99	31.76	5.88	34.49

802.11ac VHT20_Nss1,(MCS0)_4TX

5300MHz_TX

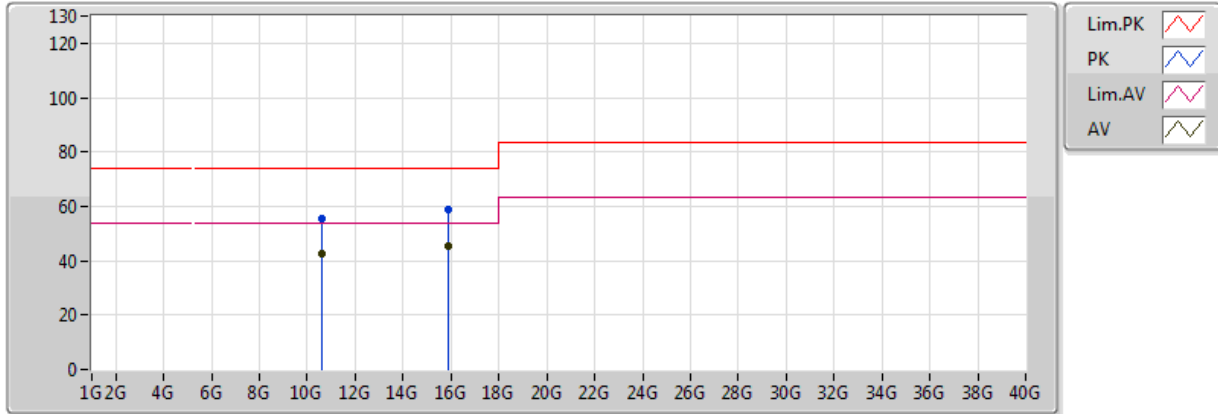


EUT = Y

Type	Freq (Hz)	Level (dBuV/m)	Limit (dBuV/m)	Margin (dB)	Factor (dB)	Dist (m)	Condition	Azimuth (°)	Height (m)	Comments	Raw (dBuV)	AF (dB)	CL (dB)	PA (dB)
AV	5.302G	109.14	Inf	-Inf	3.01	3	Horizontal	2	1.79	-	106.13	31.72	5.78	34.49
AV	5.376G	45.44	54.00	-8.56	3.12	3	Horizontal	2	1.79	-	42.33	31.75	5.86	34.49
PK	5.302G	119.97	Inf	-Inf	3.01	3	Horizontal	2	1.79	-	116.96	31.72	5.78	34.49
PK	5.3536G	61.26	74.00	-12.74	3.09	3	Horizontal	2	1.79	-	58.17	31.74	5.83	34.49

802.11ac VHT20_Nss1,(MCS0)_4TX

5300MHz_TX



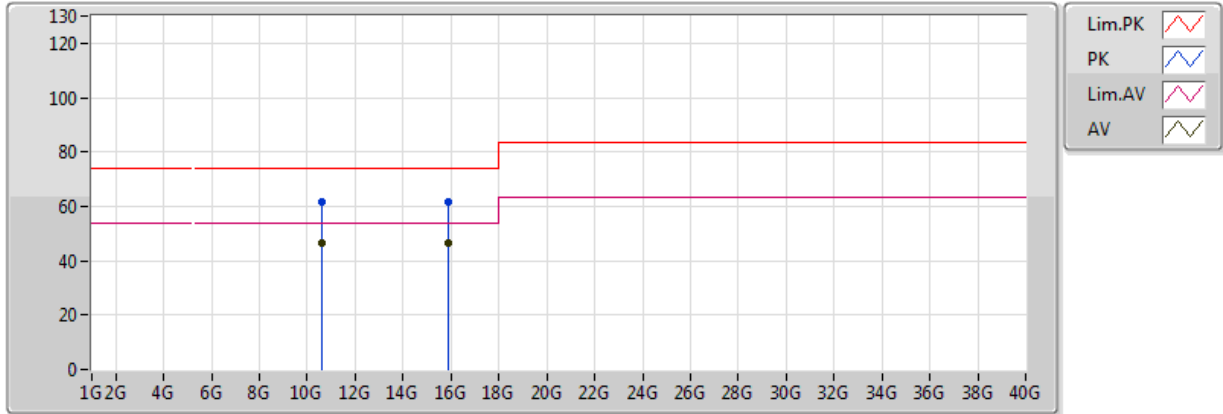
EUT = Y

Type	Freq (Hz)	Level (dBuV/m)	Limit (dBuV/m)	Margin (dB)	Factor (dB)	Dist (m)	Condition	Azimuth (°)	Height (m)	Comments	Raw (dBuV)	AF (dB)	CL (dB)	PA (dB)
AV	10.6G	42.73	54.00	-11.27	13.05	3	Vertical	360	1.50	-	29.68	39.84	8.04	34.83
AV	15.9G	45.24	54.00	-8.76	12.41	3	Vertical	0	1.50	-	32.83	37.48	10.05	35.12
PK	10.6G	55.58	74.00	-18.42	13.05	3	Vertical	360	1.50	-	42.53	39.84	8.04	34.83
PK	15.9G	59.06	74.00	-14.94	12.41	3	Vertical	0	1.50	-	46.65	37.48	10.05	35.12



802.11ac VHT20_Nss1,(MCS0)_4TX

5300MHz_TX

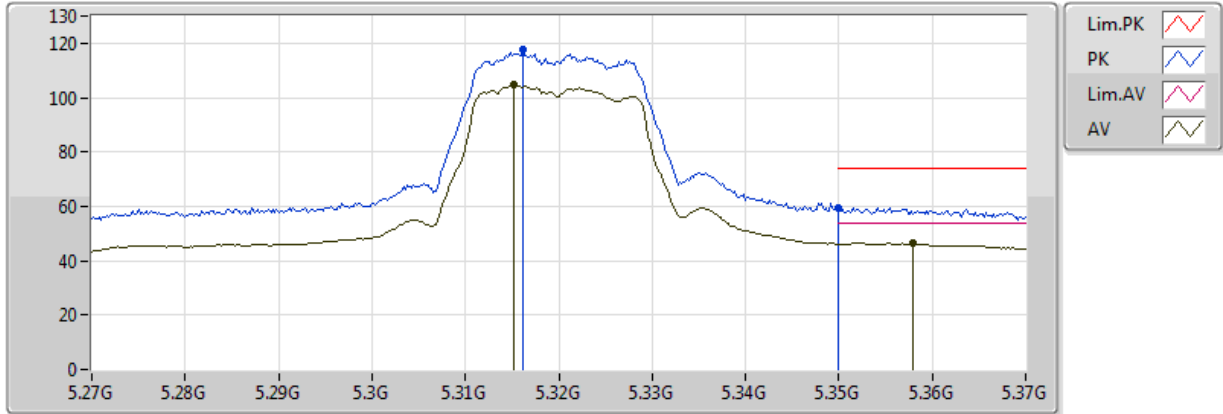


EUT = Y

Type	Freq (Hz)	Level (dBuV/m)	Limit (dBuV/m)	Margin (dB)	Factor (dB)	Dist (m)	Condition	Azimuth (°)	Height (m)	Comments	Raw (dBuV)	AF (dB)	CL (dB)	PA (dB)
AV	10.6G	46.72	54.00	-7.28	13.05	3	Horizontal	262	1.63	-	33.67	39.84	8.04	34.83
AV	15.9G	46.47	54.00	-7.53	12.41	3	Horizontal	253	1.50	-	34.06	37.48	10.05	35.12
PK	10.6G	61.52	74.00	-12.48	13.05	3	Horizontal	262	1.63	-	48.47	39.84	8.04	34.83
PK	15.9G	61.46	74.00	-12.54	12.41	3	Horizontal	253	1.50	-	49.05	37.48	10.05	35.12

802.11ac VHT20_Nss1,(MCS0)_4TX

5320MHz_TX

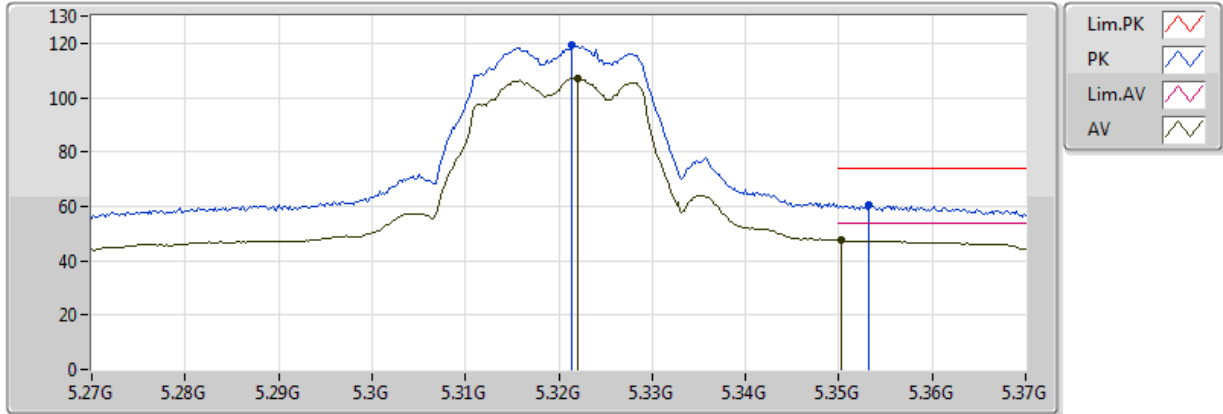


EUT = Y

Type	Freq (Hz)	Level (dBuV/m)	Limit (dBuV/m)	Margin (dB)	Factor (dB)	Dist (m)	Condition	Azimuth (°)	Height (m)	Comments	Raw (dBuV)	AF (dB)	CL (dB)	PA (dB)
AV	5.3152G	104.57	Inf	-Inf	3.03	3	Vertical	0	1.03	-	101.54	31.73	5.80	34.49
AV	5.358G	46.44	54.00	-7.56	3.09	3	Vertical	0	1.03	-	43.35	31.74	5.84	34.49
PK	5.3162G	117.67	Inf	-Inf	3.03	3	Vertical	0	1.03	-	114.63	31.73	5.80	34.49
PK	5.350005G	59.60	74.00	-14.40	3.08	3	Vertical	0	1.03	-	56.52	31.74	5.83	34.49

802.11ac VHT20_Nss1,(MCS0)_4TX

5320MHz_TX

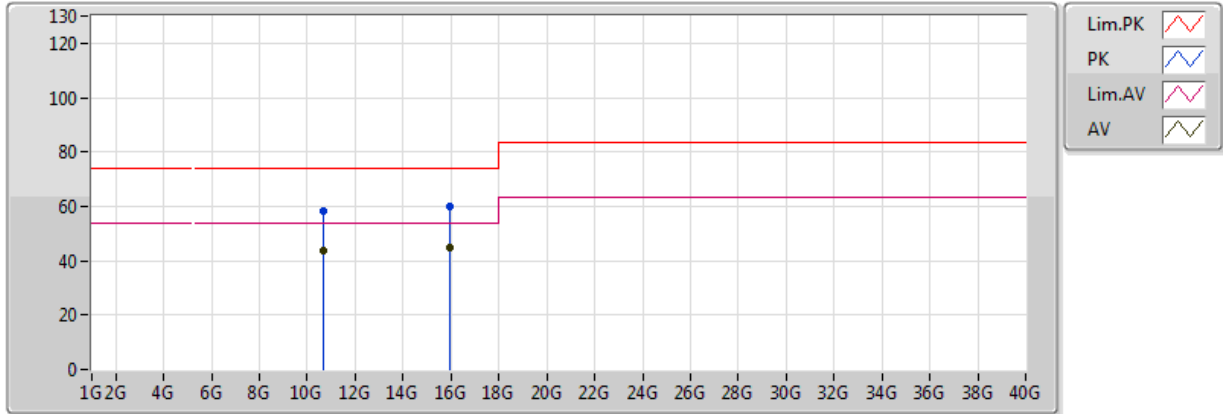


EUT = Y

Type	Freq (Hz)	Level (dBuV/m)	Limit (dBuV/m)	Margin (dB)	Factor (dB)	Dist (m)	Condition	Azimuth (°)	Height (m)	Comments	Raw (dBuV)	AF (dB)	CL (dB)	PA (dB)
AV	5.322G	107.20	Inf	-Inf	3.04	3	Horizontal	0	3.20	-	104.16	31.73	5.80	34.49
AV	5.3502G	47.45	54.00	-6.55	3.08	3	Horizontal	0	3.20	-	44.37	31.74	5.83	34.49
PK	5.3214G	119.09	Inf	-Inf	3.04	3	Horizontal	0	3.20	-	116.05	31.73	5.80	34.49
PK	5.3532G	60.61	74.00	-13.39	3.08	3	Horizontal	0	3.20	-	57.53	31.74	5.83	34.49

802.11ac VHT20_Nss1,(MCS0)_4TX

5320MHz_TX



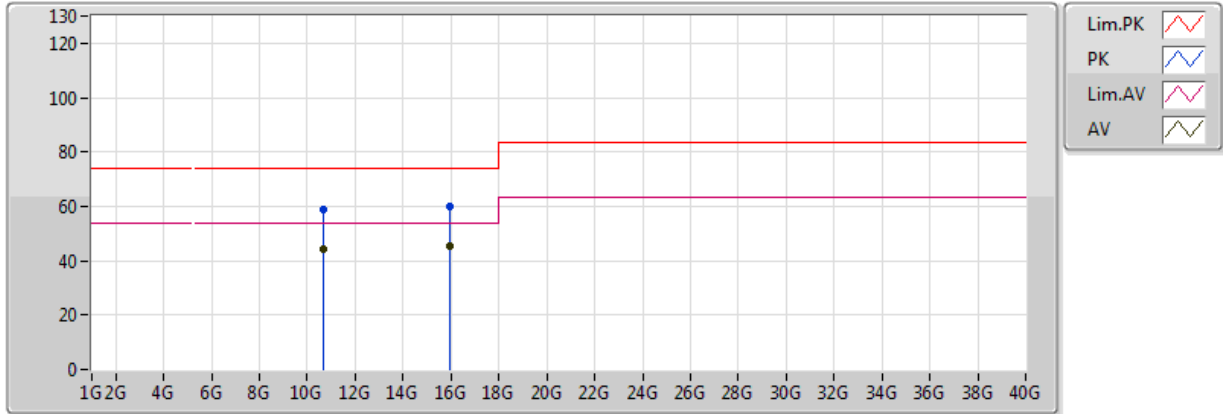
EUT = Y

Type	Freq (Hz)	Level (dBuV/m)	Limit (dBuV/m)	Margin (dB)	Factor (dB)	Dist (m)	Condition	Azimuth (°)	Height (m)	Comments	Raw (dBuV)	AF (dB)	CL (dB)	PA (dB)
AV	10.64G	43.58	54.00	-10.42	17.35	3	Vertical	360	1.50	-	26.23	39.53	9.13	31.31
AV	15.96G	44.58	54.00	-9.42	16.28	3	Vertical	0	1.50	-	28.30	37.26	11.19	32.17
PK	10.64G	58.20	74.00	-15.80	17.35	3	Vertical	360	1.50	-	40.85	39.53	9.13	31.31
PK	15.96G	60.05	74.00	-13.95	16.28	3	Vertical	0	1.50	-	43.77	37.26	11.19	32.17



802.11ac VHT20_Nss1,(MCS0)_4TX

5320MHz_TX

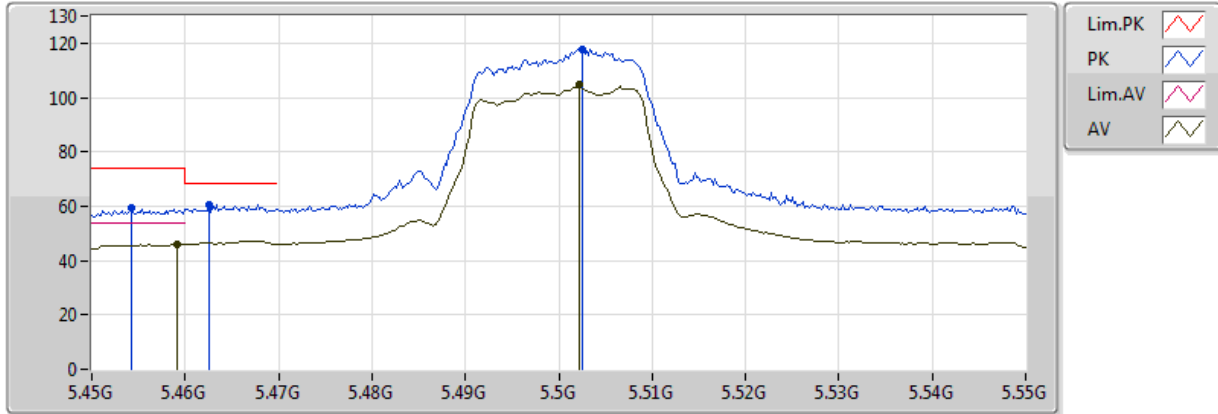


EUT = Y

Type	Freq (Hz)	Level (dBuV/m)	Limit (dBuV/m)	Margin (dB)	Factor (dB)	Dist (m)	Condition	Azimuth (°)	Height (m)	Comments	Raw (dBuV)	AF (dB)	CL (dB)	PA (dB)
AV	10.64G	44.04	54.00	-9.96	17.35	3	Horizontal	0	1.50	-	26.69	39.53	9.13	31.31
AV	15.96G	45.32	54.00	-8.68	16.28	3	Horizontal	360	1.50	-	29.04	37.26	11.19	32.17
PK	10.64G	58.60	74.00	-15.40	17.35	3	Horizontal	0	1.50	-	41.25	39.53	9.13	31.31
PK	15.96G	59.73	74.00	-14.27	16.28	3	Horizontal	360	1.50	-	43.45	37.26	11.19	32.17

802.11ac VHT20_Nss1,(MCS0)_4TX

5500MHz_TX

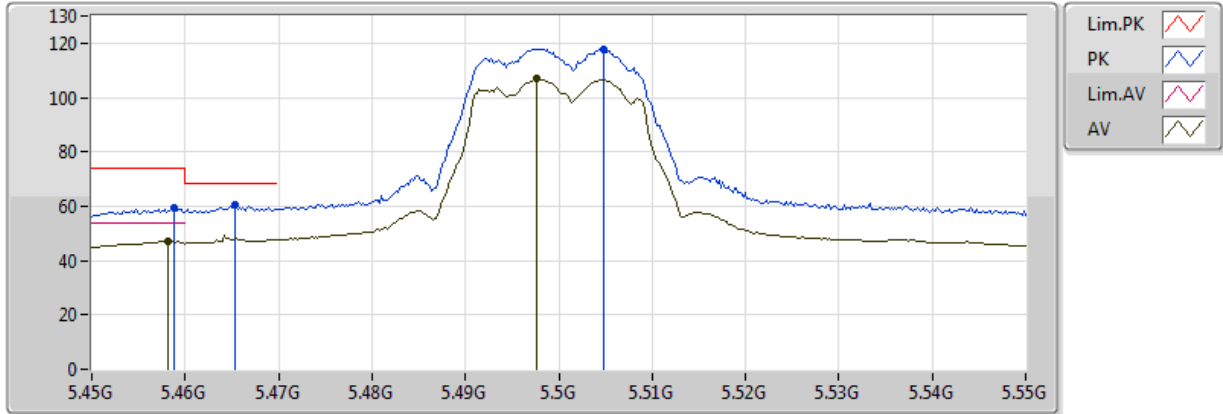


EUT = Y

Type	Freq (Hz)	Level (dBuV/m)	Limit (dBuV/m)	Margin (dB)	Factor (dB)	Dist (m)	Condition	Azimuth (°)	Height (m)	Comments	Raw (dBuV)	AF (dB)	CL (dB)	PA (dB)
AV	5.4592G	45.88	54.00	-8.12	3.23	3	Vertical	15	1.06	-	42.65	31.78	5.94	34.49
AV	5.5022G	104.53	Inf	-Inf	3.29	3	Vertical	15	1.06	-	101.24	31.80	5.98	34.49
PK	5.4542G	59.29	74.00	-14.71	3.23	3	Vertical	15	1.06	-	56.07	31.78	5.93	34.49
PK	5.4626G	60.75	68.20	-7.45	3.24	3	Vertical	15	1.06	-	57.51	31.79	5.94	34.49
PK	5.5026G	117.80	Inf	-Inf	3.30	3	Vertical	15	1.06	-	114.50	31.80	5.98	34.49

802.11ac VHT20_Nss1,(MCS0)_4TX

5500MHz_TX

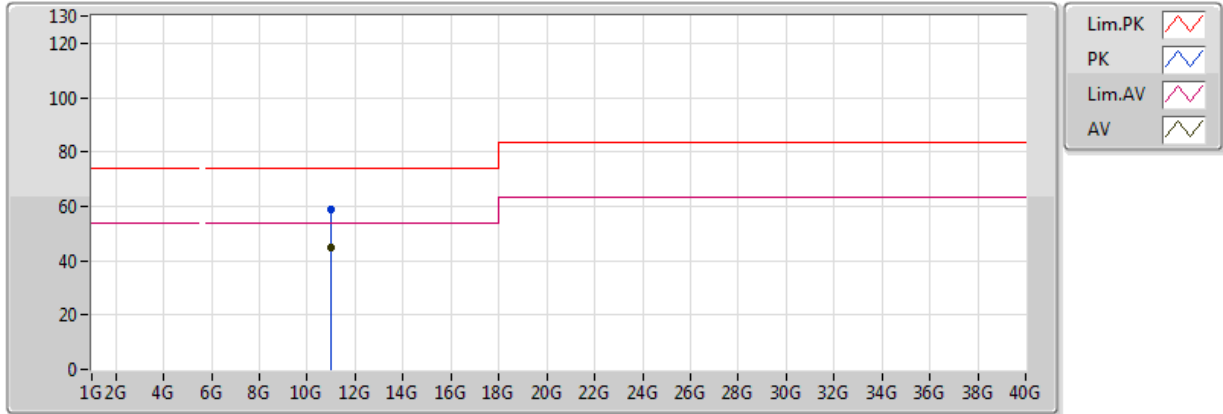


EUT = Y

Type	Freq (Hz)	Level (dBuV/m)	Limit (dBuV/m)	Margin (dB)	Factor (dB)	Dist (m)	Condition	Azimuth (°)	Height (m)	Comments	Raw (dBuV)	AF (dB)	CL (dB)	PA (dB)
AV	5.4582G	47.12	54.00	-6.88	3.23	3	Horizontal	11	2.67	-	43.89	31.78	5.94	34.49
AV	5.4976G	106.88	Inf	-Inf	3.29	3	Horizontal	11	2.67	-	103.59	31.80	5.98	34.49
PK	5.4588G	59.62	74.00	-14.38	3.23	3	Horizontal	11	2.67	-	56.39	31.78	5.94	34.49
PK	5.4654G	60.31	68.20	-7.89	3.24	3	Horizontal	11	2.67	-	57.07	31.79	5.95	34.49
PK	5.5048G	117.91	Inf	-Inf	3.30	3	Horizontal	11	2.67	-	114.61	31.81	5.98	34.49

802.11ac VHT20_Nss1,(MCS0)_4TX

5500MHz_TX

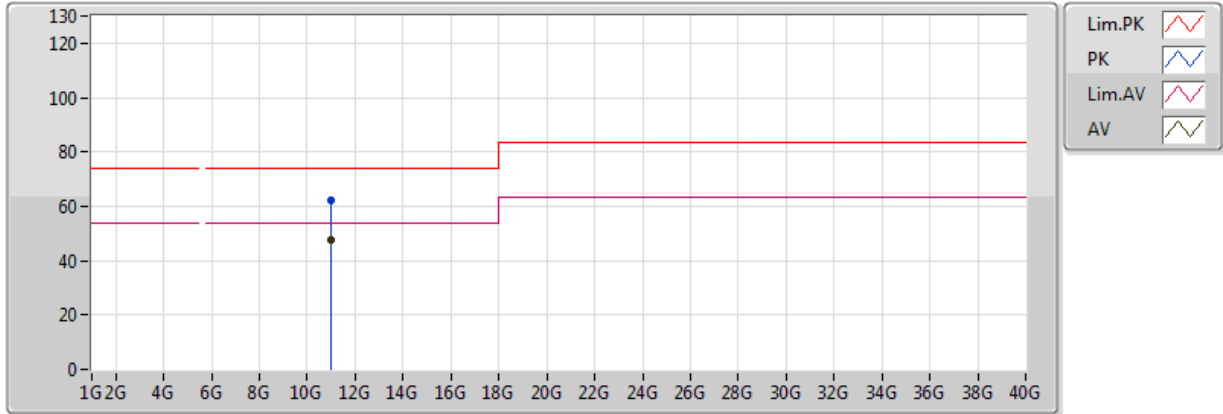


EUT = Y

Type	Freq (Hz)	Level (dBuV/m)	Limit (dBuV/m)	Margin (dB)	Factor (dB)	Dist (m)	Condition	Azimuth (°)	Height (m)	Comments	Raw (dBuV)	AF (dB)	CL (dB)	PA (dB)
AV	11G	44.95	54.00	-9.05	17.90	3	Vertical	360	1.50	-	27.05	40.00	9.30	31.40
PK	11G	59.08	74.00	-14.92	17.90	3	Vertical	360	1.50	-	41.18	40.00	9.30	31.40

802.11ac VHT20_Nss1,(MCS0)_4TX

5500MHz_TX

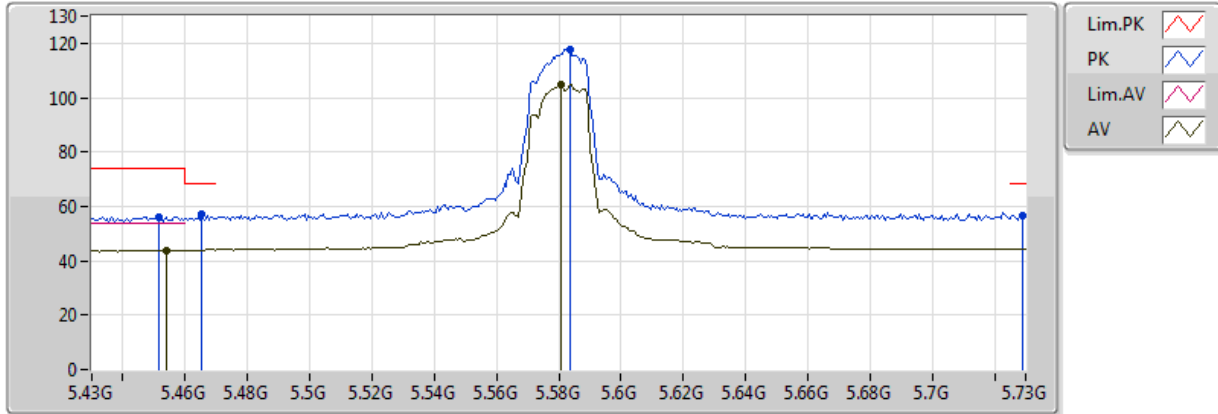


EUT = Y

Type	Freq (Hz)	Level (dBuV/m)	Limit (dBuV/m)	Margin (dB)	Factor (dB)	Dist (m)	Condition	Azimuth (°)	Height (m)	Comments	Raw (dBuV)	AF (dB)	CL (dB)	PA (dB)
AV	11G	47.48	54.00	-6.52	17.90	3	Horizontal	266	1.75	-	29.58	40.00	9.30	31.40
PK	11G	61.94	74.00	-12.06	17.90	3	Horizontal	266	1.75	-	44.04	40.00	9.30	31.40

802.11ac VHT20_Nss1,(MCS0)_4TX

5580MHz_TX

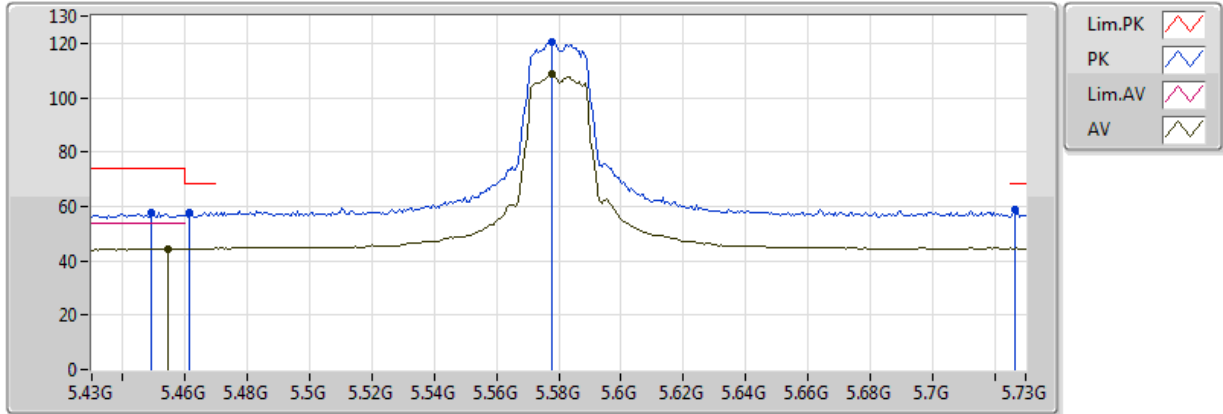


EUT = Y

Type	Freq (Hz)	Level (dBuV/m)	Limit (dBuV/m)	Margin (dB)	Factor (dB)	Dist (m)	Condition	Azimuth (°)	Height (m)	Comments	Raw (dBuV)	AF (dB)	CL (dB)	PA (dB)
AV	5.454G	43.87	54.00	-10.13	3.23	3	Vertical	10	1.00	-	40.65	31.78	5.93	34.49
AV	5.5806G	105.00	Inf	-Inf	3.46	3	Vertical	10	1.00	-	101.54	31.93	6.04	34.51
PK	5.4516G	56.21	74.00	-17.79	3.22	3	Vertical	10	1.00	-	52.98	31.78	5.93	34.49
PK	5.4654G	57.15	68.20	-11.05	3.24	3	Vertical	10	1.00	-	53.91	31.79	5.95	34.49
PK	5.5836G	117.85	Inf	-Inf	3.47	3	Vertical	10	1.00	-	114.38	31.93	6.04	34.51
PK	5.7288G	56.84	68.20	-11.36	3.76	3	Vertical	10	1.00	-	53.08	32.17	6.14	34.55

802.11ac VHT20_Nss1,(MCS0)_4TX

5580MHz_TX

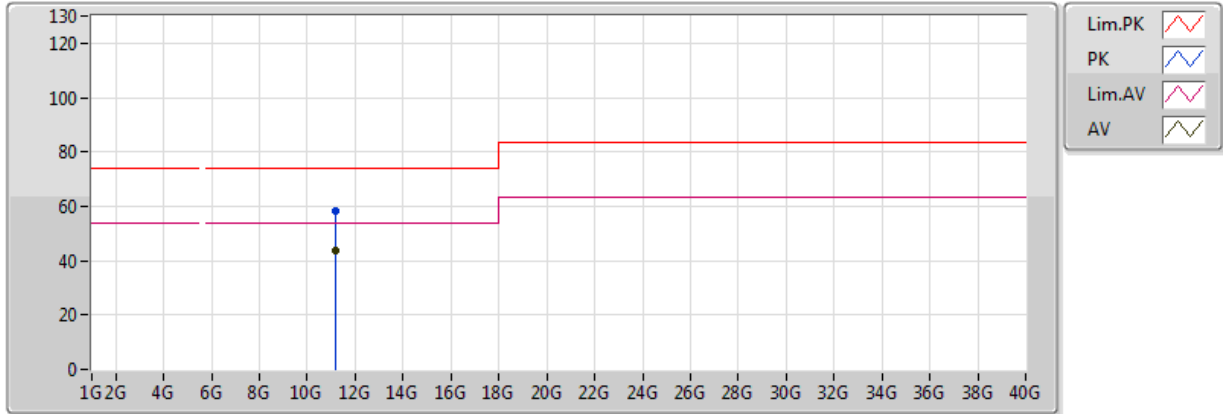


EUT = Y

Type	Freq (Hz)	Level (dBuV/m)	Limit (dBuV/m)	Margin (dB)	Factor (dB)	Dist (m)	Condition	Azimuth (°)	Height (m)	Comments	Raw (dBuV)	AF (dB)	CL (dB)	PA (dB)
AV	5.4546G	44.31	54.00	-9.69	3.23	3	Horizontal	360	2.43	-	41.09	31.78	5.93	34.49
AV	5.5776G	108.69	Inf	-Inf	3.45	3	Horizontal	360	2.43	-	105.24	31.92	6.03	34.51
PK	5.4492G	57.75	74.00	-16.25	3.22	3	Horizontal	360	2.43	-	54.53	31.78	5.93	34.49
PK	5.4612G	57.74	68.20	-10.46	3.24	3	Horizontal	360	2.43	-	54.50	31.78	5.94	34.49
PK	5.5776G	120.51	Inf	-Inf	3.45	3	Horizontal	360	2.43	-	117.05	31.92	6.03	34.51
PK	5.7264G	58.56	68.20	-9.64	3.76	3	Horizontal	360	2.43	-	54.80	32.16	6.14	34.55

802.11ac VHT20_Nss1,(MCS0)_4TX

5580MHz_TX

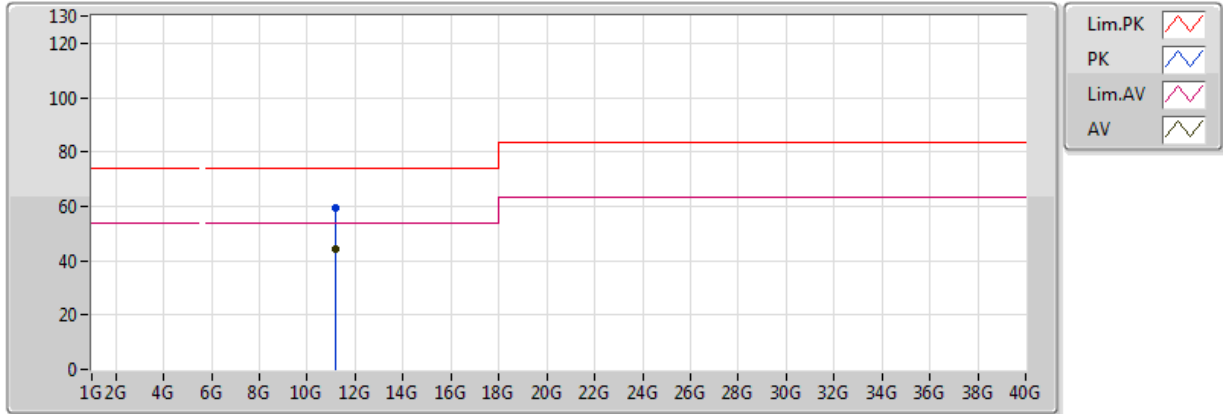


EUT = Y

Type	Freq (Hz)	Level (dBuV/m)	Limit (dBuV/m)	Margin (dB)	Factor (dB)	Dist (m)	Condition	Azimuth (°)	Height (m)	Comments	Raw (dBuV)	AF (dB)	CL (dB)	PA (dB)
AV	11.16G	43.56	54.00	-10.44	17.78	3	Vertical	0	1.50	-	25.78	39.81	9.35	31.38
PK	11.16G	58.04	74.00	-15.96	17.78	3	Vertical	0	1.50	-	40.26	39.81	9.35	31.38

802.11ac VHT20_Nss1,(MCS0)_4TX

5580MHz_TX

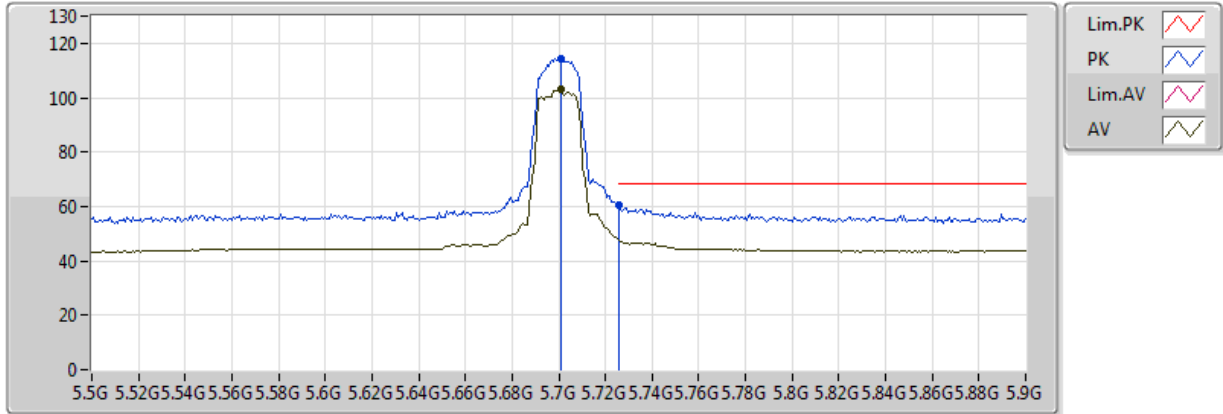


EUT = Y

Type	Freq (Hz)	Level (dBuV/m)	Limit (dBuV/m)	Margin (dB)	Factor (dB)	Dist (m)	Condition	Azimuth (°)	Height (m)	Comments	Raw (dBuV)	AF (dB)	CL (dB)	PA (dB)
AV	11.16G	44.30	54.00	-9.70	17.78	3	Horizontal	360	1.50	-	26.52	39.81	9.35	31.38
PK	11.16G	59.67	74.00	-14.33	17.78	3	Horizontal	360	1.50	-	41.89	39.81	9.35	31.38

802.11ac VHT20_Nss1,(MCS0)_4TX

5700MHz_TX

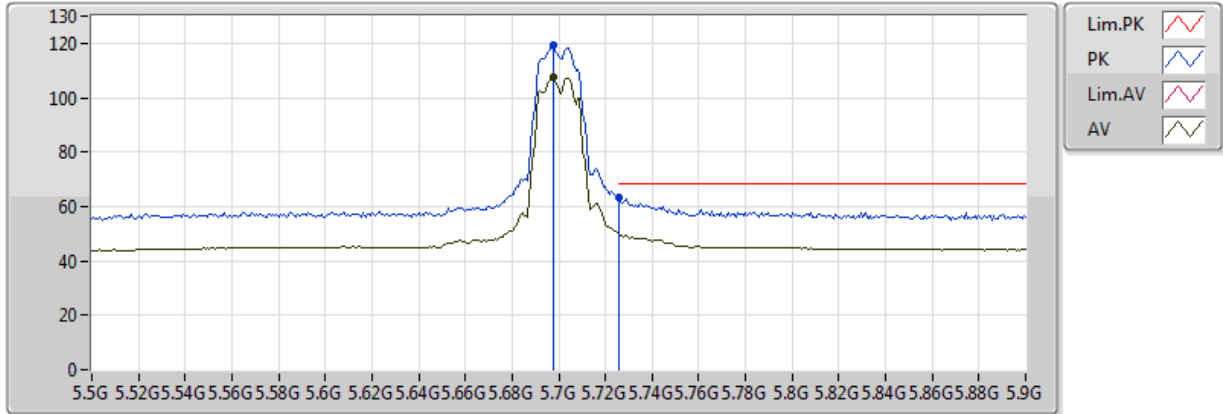


EUT = Y

Type	Freq (Hz)	Level (dBuV/m)	Limit (dBuV/m)	Margin (dB)	Factor (dB)	Dist (m)	Condition	Azimuth (°)	Height (m)	Comments	Raw (dBuV)	AF (dB)	CL (dB)	PA (dB)
AV	5.7008G	102.83	Inf	-Inf	3.70	3	Vertical	16	1.50	-	99.13	32.12	6.12	34.54
PK	5.7008G	114.32	Inf	-Inf	3.70	3	Vertical	16	1.50	-	110.62	32.12	6.12	34.54
PK	5.7256G	60.36	68.20	-7.84	3.76	3	Vertical	16	1.50	-	56.61	32.16	6.14	34.55

802.11ac VHT20_Nss1,(MCS0)_4TX

5700MHz_TX

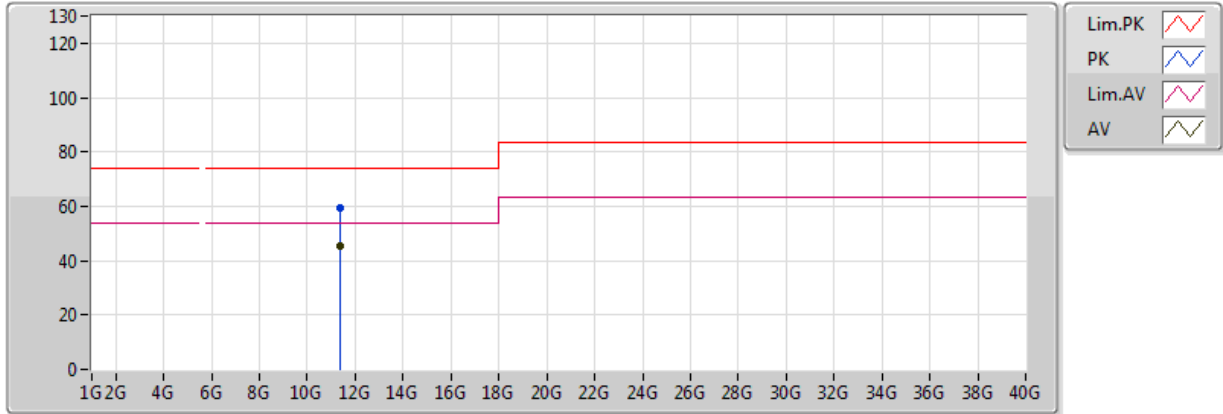


EUT = Y

Type	Freq (Hz)	Level (dBuV/m)	Limit (dBuV/m)	Margin (dB)	Factor (dB)	Dist (m)	Condition	Azimuth (°)	Height (m)	Comments	Raw (dBuV)	AF (dB)	CL (dB)	PA (dB)
AV	5.6976G	107.51	Inf	-Inf	3.70	3	Horizontal	358	2.68	-	103.82	32.12	6.12	34.54
PK	5.6976G	119.09	Inf	-Inf	3.70	3	Horizontal	358	2.68	-	115.39	32.12	6.12	34.54
PK	5.7256G	63.17	68.20	-5.03	3.76	3	Horizontal	358	2.68	-	59.41	32.16	6.14	34.55

802.11ac VHT20_Nss1,(MCS0)_4TX

5700MHz_TX

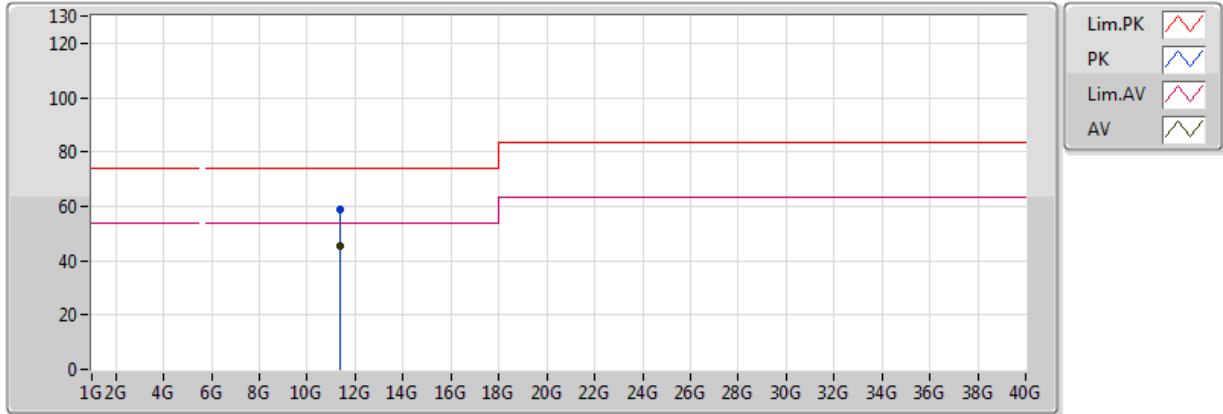


EUT = Y

Type	Freq (Hz)	Level (dBuV/m)	Limit (dBuV/m)	Margin (dB)	Factor (dB)	Dist (m)	Condition	Azimuth (°)	Height (m)	Comments	Raw (dBuV)	AF (dB)	CL (dB)	PA (dB)
AV	11.4G	45.12	54.00	-8.88	17.60	3	Vertical	0	1.50	-	27.52	39.52	9.42	31.34
PK	11.4G	59.31	74.00	-14.69	17.60	3	Vertical	0	1.50	-	41.71	39.52	9.42	31.34

802.11ac VHT20_Nss1,(MCS0)_4TX

5700MHz_TX

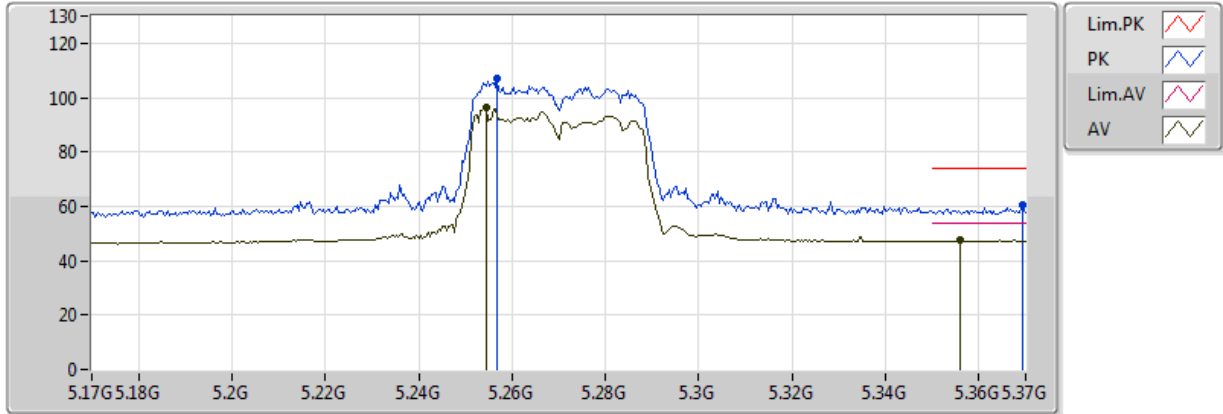


EUT = Y

Type	Freq (Hz)	Level (dBuV/m)	Limit (dBuV/m)	Margin (dB)	Factor (dB)	Dist (m)	Condition	Azimuth (°)	Height (m)	Comments	Raw (dBuV)	AF (dB)	CL (dB)	PA (dB)
AV	11.4G	45.31	54.00	-8.69	17.60	3	Horizontal	360	1.50	-	27.71	39.52	9.42	31.34
PK	11.4G	58.82	74.00	-15.18	17.60	3	Horizontal	360	1.50	-	41.22	39.52	9.42	31.34

802.11ac VHT40_Nss1,(MCS0)_4TX

5270MHz_TX

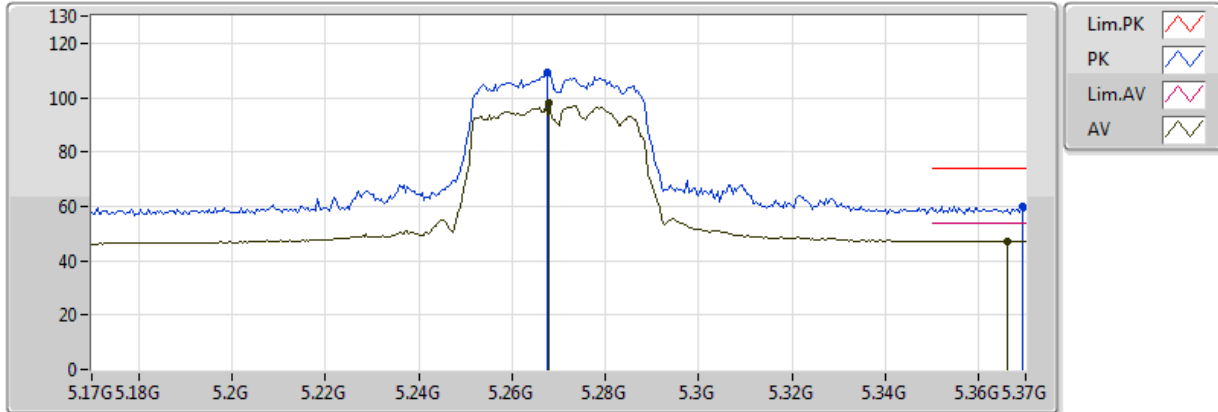


EUT = Y

Type	Freq (Hz)	Level (dBuV/m)	Limit (dBuV/m)	Margin (dB)	Factor (dB)	Dist (m)	Condition	Azimuth (°)	Height (m)	Comments	Raw (dBuV)	AF (dB)	CL (dB)	PA (dB)
AV	5.2544G	96.24	Inf	-Inf	7.48	3	Vertical	55	1.50	-	88.76	31.81	5.74	30.06
AV	5.356G	47.42	54.00	-6.58	7.70	3	Vertical	55	1.50	-	39.71	31.93	5.84	30.06
PK	5.2568G	107.22	Inf	-Inf	7.48	3	Vertical	55	1.50	-	99.73	31.81	5.74	30.06
PK	5.3692G	60.42	74.00	-13.58	7.73	3	Vertical	55	1.50	-	52.69	31.94	5.85	30.06

802.11ac VHT40_Nss1,(MCS0)_4TX

5270MHz_TX



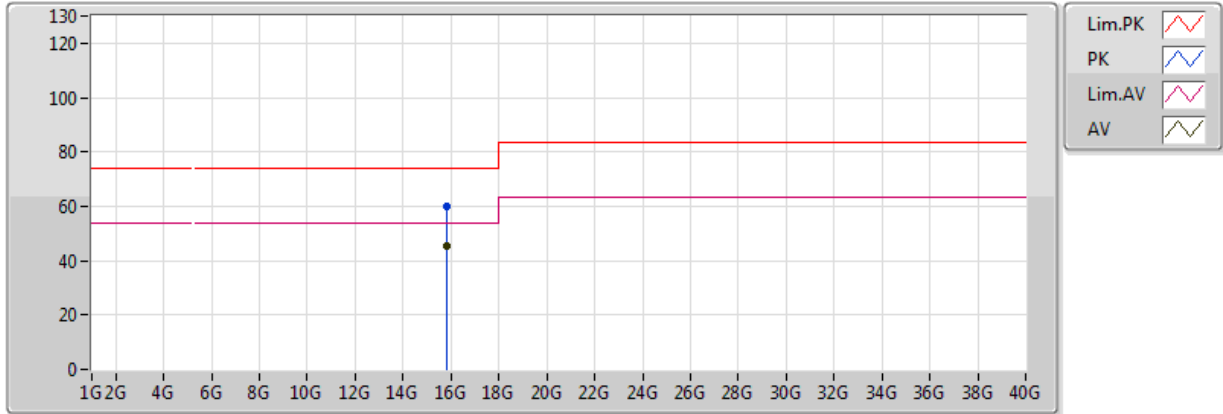
EUT = Y

Type	Freq (Hz)	Level (dBuV/m)	Limit (dBuV/m)	Margin (dB)	Factor (dB)	Dist (m)	Condition	Azimuth (°)	Height (m)	Comments	Raw (dBuV)	AF (dB)	CL (dB)	PA (dB)
AV	5.268G	98.03	Inf	-Inf	7.51	3	Horizontal	30	1.05	-	90.52	31.82	5.75	30.06
AV	5.366G	47.33	54.00	-6.67	7.73	3	Horizontal	30	1.05	-	39.61	31.94	5.85	30.06
PK	5.2676G	109.30	Inf	-Inf	7.51	3	Horizontal	30	1.05	-	101.79	31.82	5.75	30.06
PK	5.3692G	59.94	74.00	-14.06	7.73	3	Horizontal	30	1.05	-	52.20	31.94	5.85	30.06



802.11ac VHT40_Nss1,(MCS0)_4TX

5270MHz_TX

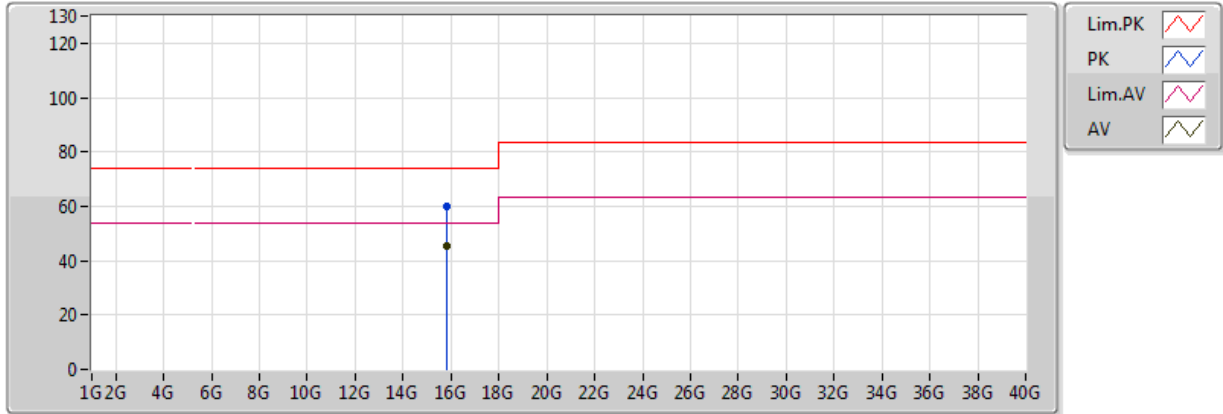


EUT = Y

Type	Freq (Hz)	Level (dBuV/m)	Limit (dBuV/m)	Margin (dB)	Factor (dB)	Dist (m)	Condition	Azimuth (°)	Height (m)	Comments	Raw (dBuV)	AF (dB)	CL (dB)	PA (dB)
AV	15.81G	45.65	54.00	-8.35	16.79	3	Vertical	360	1.50	-	28.86	37.84	11.07	32.12
PK	15.81G	59.95	74.00	-14.05	16.79	3	Vertical	360	1.50	-	43.16	37.84	11.07	32.12

802.11ac VHT40_Nss1,(MCS0)_4TX

5270MHz_TX

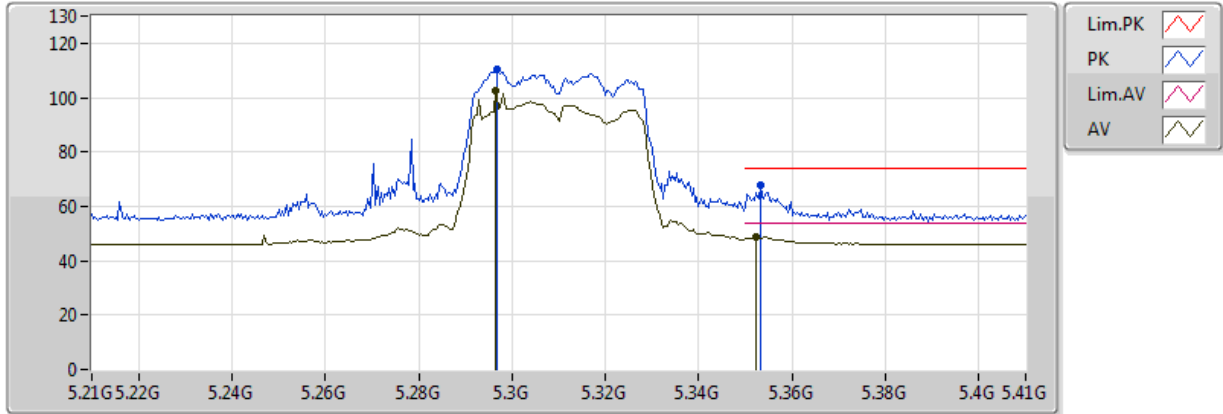


EUT = Y

Type	Freq (Hz)	Level (dBuV/m)	Limit (dBuV/m)	Margin (dB)	Factor (dB)	Dist (m)	Condition	Azimuth (°)	Height (m)	Comments	Raw (dBuV)	AF (dB)	CL (dB)	PA (dB)
AV	15.81G	45.61	54.00	-8.39	16.79	3	Horizontal	0	1.50	-	28.82	37.84	11.07	32.12
PK	15.81G	60.20	74.00	-13.80	16.79	3	Horizontal	0	1.50	-	43.41	37.84	11.07	32.12

802.11ac VHT40_Nss1,(MCS0)_4TX

5310MHz_TX

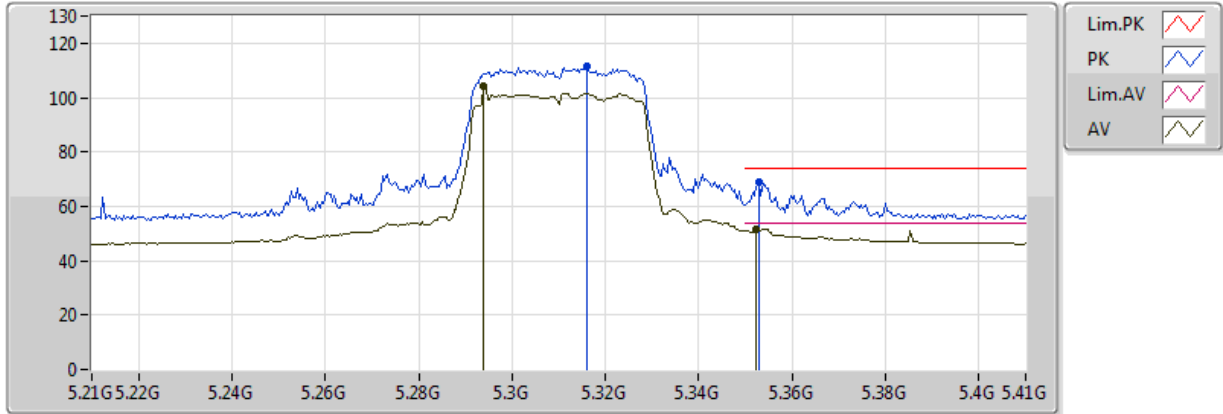


EUT = Y

Type	Freq (Hz)	Level (dBuV/m)	Limit (dBuV/m)	Margin (dB)	Factor (dB)	Dist (m)	Condition	Azimuth (°)	Height (m)	Comments	Raw (dBuV)	AF (dB)	CL (dB)	PA (dB)
AV	5.2964G	102.75	Inf	-Inf	3.06	3	Vertical	0	3.52	-	99.69	31.74	6.51	35.19
AV	5.3524G	48.73	54.00	-5.27	3.11	3	Vertical	0	3.52	-	45.62	31.78	6.52	35.18
PK	5.2968G	110.30	Inf	-Inf	3.06	3	Vertical	0	3.52	-	107.25	31.74	6.51	35.19
PK	5.3532G	68.00	74.00	-6.00	3.11	3	Vertical	0	3.52	-	64.89	31.78	6.52	35.18

802.11ac VHT40_Nss1,(MCS0)_4TX

5310MHz_TX

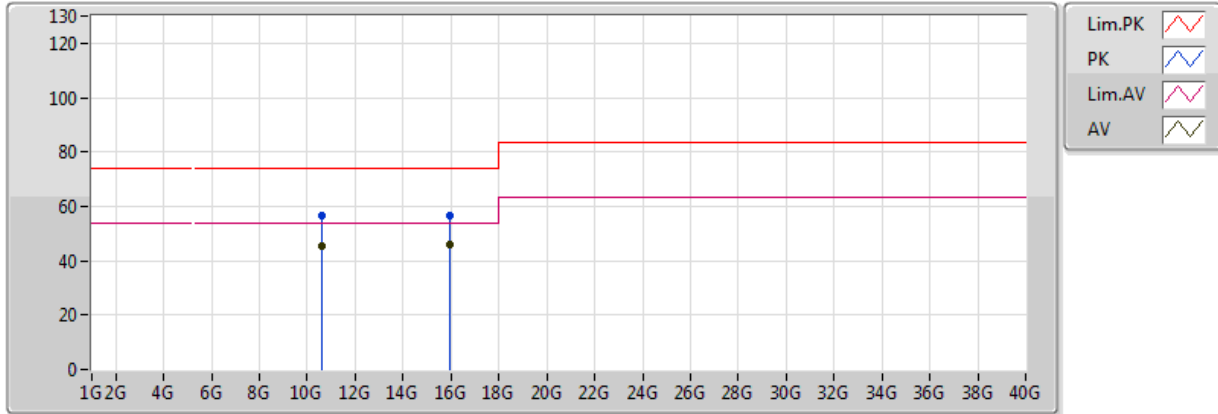


EUT = Y

Type	Freq (Hz)	Level (dBuV/m)	Limit (dBuV/m)	Margin (dB)	Factor (dB)	Dist (m)	Condition	Azimuth (°)	Height (m)	Comments	Raw (dBuV)	AF (dB)	CL (dB)	PA (dB)
AV	5.294G	104.50	Inf	-Inf	3.05	3	Horizontal	354	1.50	-	101.45	31.74	6.51	35.19
AV	5.3524G	51.76	54.00	-2.24	3.11	3	Horizontal	354	1.50	-	48.65	31.78	6.52	35.18
PK	5.316G	111.54	Inf	-Inf	3.08	3	Horizontal	354	1.50	-	108.47	31.75	6.51	35.19
PK	5.3528G	68.93	74.00	-5.07	3.11	3	Horizontal	354	1.50	-	65.82	31.78	6.52	35.18

802.11ac VHT40_Nss1,(MCS0)_4TX

5310MHz_TX

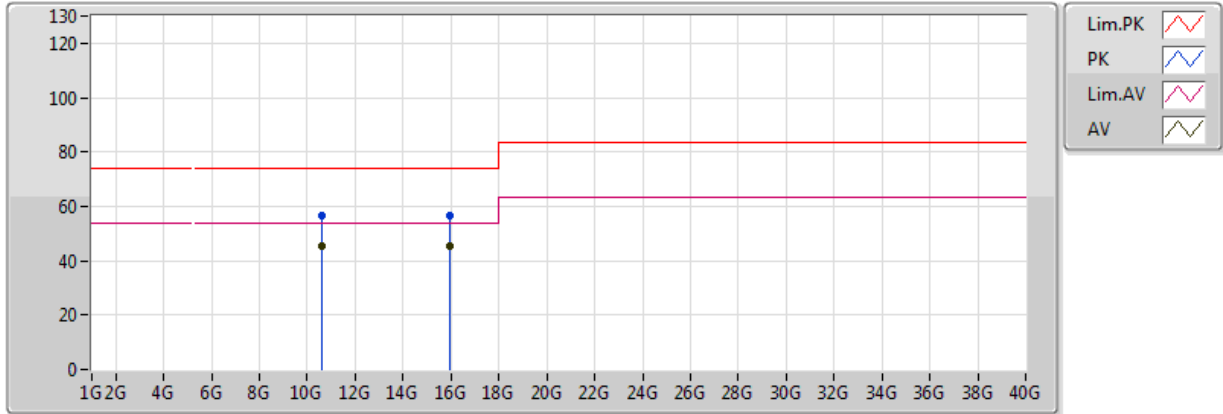


EUT = Y

Type	Freq (Hz)	Level (dBuV/m)	Limit (dBuV/m)	Margin (dB)	Factor (dB)	Dist (m)	Condition	Azimuth (°)	Height (m)	Comments	Raw (dBuV)	AF (dB)	CL (dB)	PA (dB)
AV	10.62G	45.21	54.00	-8.79	13.46	3	Vertical	98	3.69	-	31.74	39.77	9.33	35.63
AV	15.93G	45.94	54.00	-8.06	13.21	3	Vertical	360	1.50	-	32.73	37.54	11.54	35.87
PK	10.62G	56.78	74.00	-17.22	13.46	3	Vertical	98	3.69	-	43.32	39.77	9.33	35.63
PK	15.93G	56.62	74.00	-17.38	13.21	3	Vertical	360	1.50	-	43.41	37.54	11.54	35.87

802.11ac VHT40_Nss1,(MCS0)_4TX

5310MHz_TX

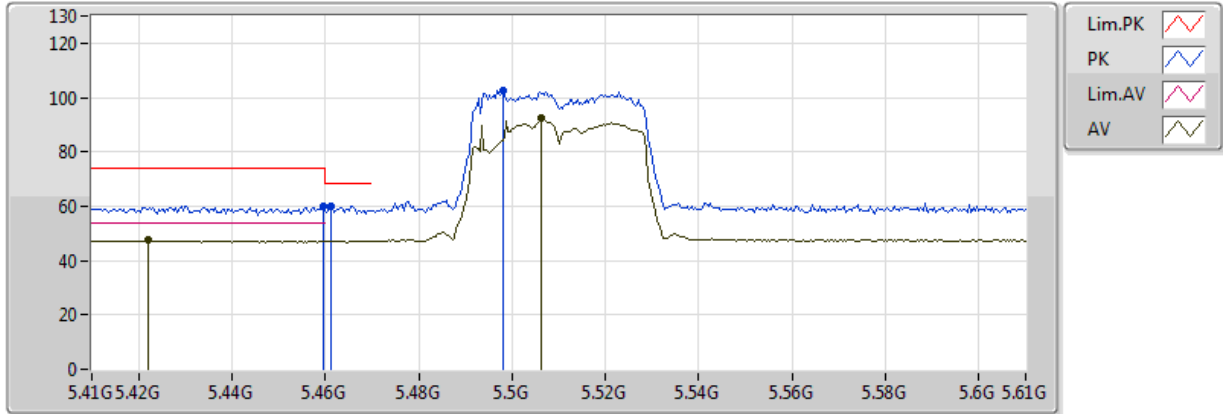


EUT = Y

Type	Freq (Hz)	Level (dBuV/m)	Limit (dBuV/m)	Margin (dB)	Factor (dB)	Dist (m)	Condition	Azimuth (°)	Height (m)	Comments	Raw (dBuV)	AF (dB)	CL (dB)	PA (dB)
AV	10.62G	45.14	54.00	-8.86	13.46	3	Horizontal	0	1.50	-	31.68	39.77	9.33	35.63
AV	15.93G	45.30	54.00	-8.70	13.21	3	Horizontal	360	1.50	-	32.09	37.54	11.54	35.87
PK	10.62G	56.56	74.00	-17.44	13.46	3	Horizontal	0	1.50	-	43.10	39.77	9.33	35.63
PK	15.93G	56.56	74.00	-17.44	13.21	3	Horizontal	360	1.50	-	43.35	37.54	11.54	35.87

802.11ac VHT40_Nss1,(MCS0)_4TX

5510MHz_TX

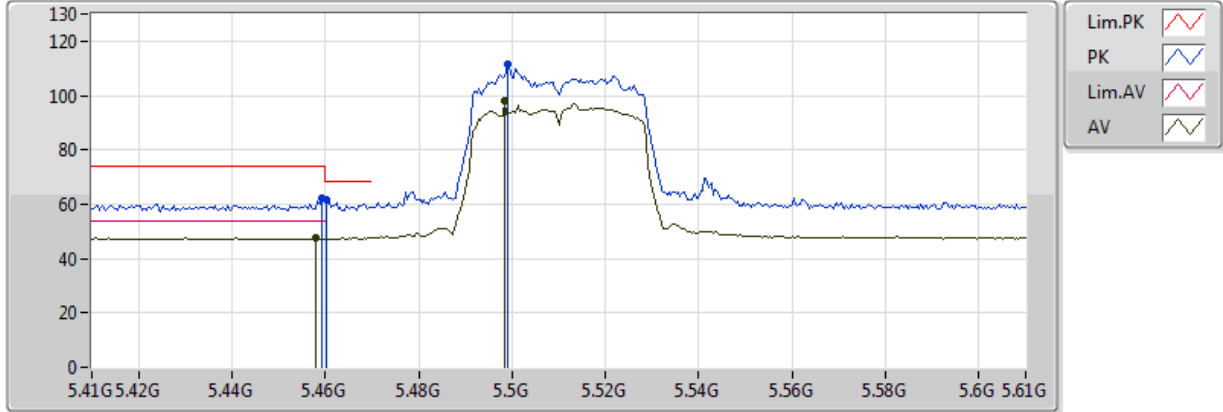


EUT = Y

Type	Freq (Hz)	Level (dBuV/m)	Limit (dBuV/m)	Margin (dB)	Factor (dB)	Dist (m)	Condition	Azimuth (°)	Height (m)	Comments	Raw (dBuV)	AF (dB)	CL (dB)	PA (dB)
AV	5.422G	47.39	54.00	-6.61	7.85	3	Vertical	37	1.50	-	39.54	32.01	5.90	30.06
AV	5.5064G	92.23	Inf	-Inf	8.03	3	Vertical	37	1.50	-	84.20	32.11	5.98	30.06
PK	5.4596G	60.00	74.00	-14.00	7.93	3	Vertical	37	1.50	-	52.07	32.05	5.94	30.06
PK	5.4612G	60.19	68.20	-8.01	7.93	3	Vertical	37	1.50	-	52.25	32.05	5.94	30.06
PK	5.498G	102.41	Inf	-Inf	8.02	3	Vertical	37	1.50	-	94.40	32.10	5.98	30.06

802.11ac VHT40_Nss1,(MCS0)_4TX

5510MHz_TX

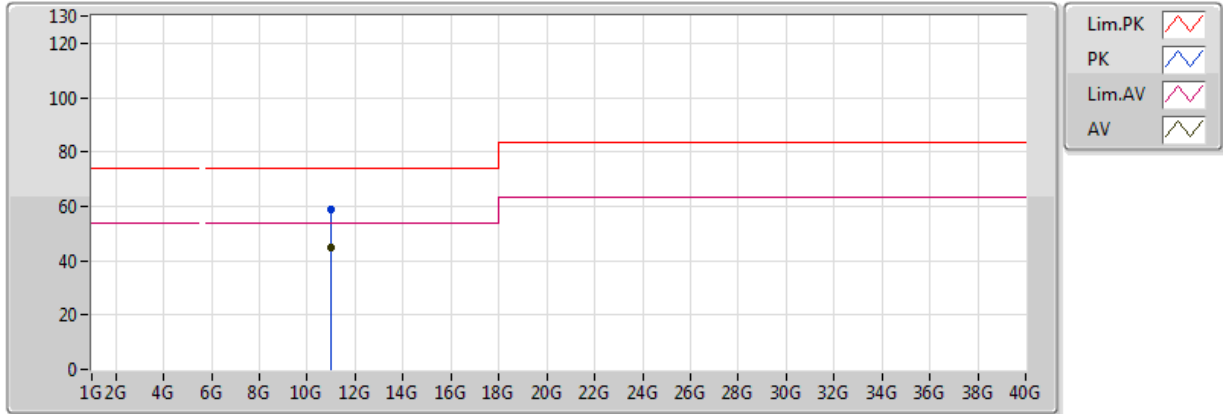


EUT = Y

Type	Freq (Hz)	Level (dBuV/m)	Limit (dBuV/m)	Margin (dB)	Factor (dB)	Dist (m)	Condition	Azimuth (°)	Height (m)	Comments	Raw (dBuV)	AF (dB)	CL (dB)	PA (dB)
AV	5.458G	47.42	54.00	-6.58	7.93	3	Horizontal	285	2.08	-	39.49	32.05	5.94	30.06
AV	5.4984G	98.34	Inf	-Inf	8.02	3	Horizontal	285	2.08	-	90.32	32.10	5.98	30.06
PK	5.4592G	62.26	74.00	-11.74	7.93	3	Horizontal	285	2.08	-	54.33	32.05	5.94	30.06
PK	5.4604G	61.63	68.20	-6.57	7.93	3	Horizontal	285	2.08	-	53.70	32.05	5.94	30.06
PK	5.4992G	111.39	Inf	-Inf	8.02	3	Horizontal	285	2.08	-	103.37	32.10	5.98	30.06

802.11ac VHT40_Nss1,(MCS0)_4TX

5510MHz_TX

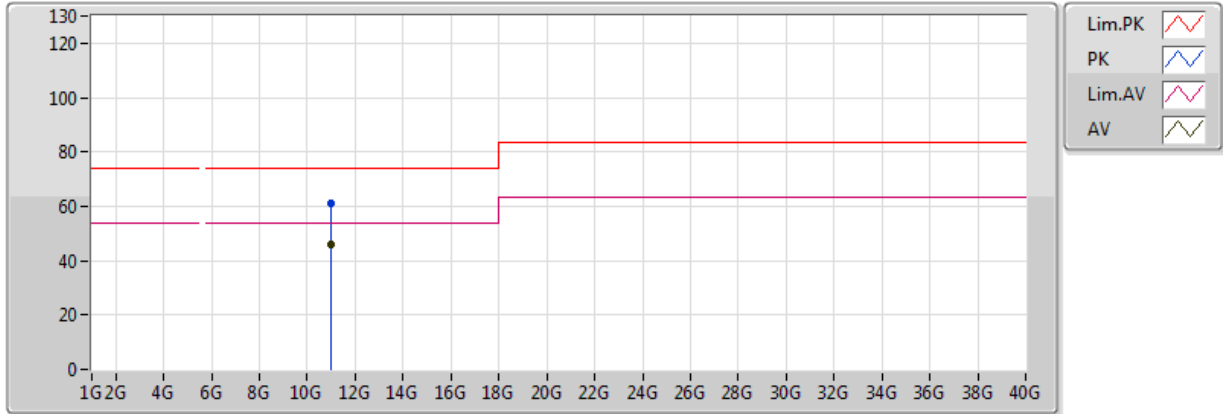


EUT = Y

Type	Freq (Hz)	Level (dBuV/m)	Limit (dBuV/m)	Margin (dB)	Factor (dB)	Dist (m)	Condition	Azimuth (°)	Height (m)	Comments	Raw (dBuV)	AF (dB)	CL (dB)	PA (dB)
AV	11.02G	44.55	54.00	-9.45	17.88	3	Vertical	0	1.50	-	26.67	39.98	9.31	31.40
PK	11.02G	58.72	74.00	-15.28	17.88	3	Vertical	0	1.50	-	40.84	39.98	9.31	31.40

802.11ac VHT40_Nss1,(MCS0)_4TX

5510MHz_TX

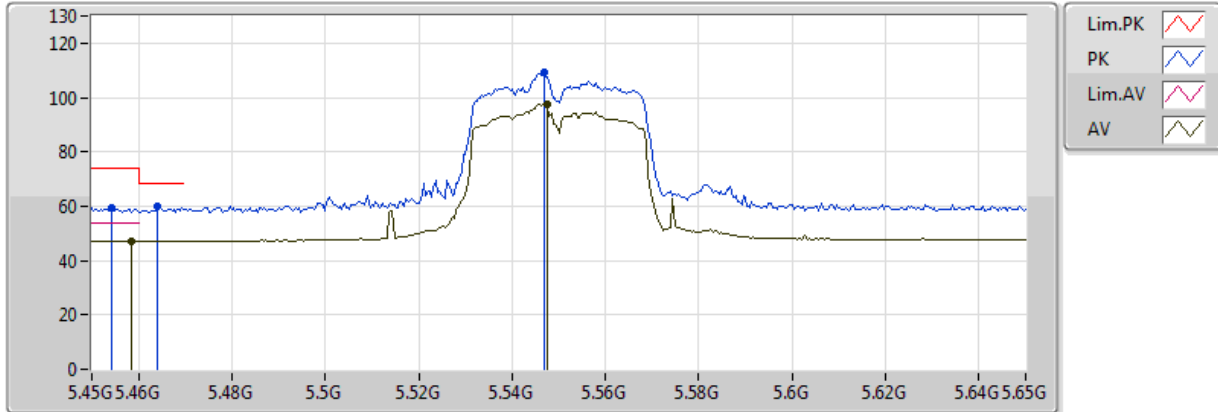


EUT = Y

Type	Freq (Hz)	Level (dBuV/m)	Limit (dBuV/m)	Margin (dB)	Factor (dB)	Dist (m)	Condition	Azimuth (°)	Height (m)	Comments	Raw (dBuV)	AF (dB)	CL (dB)	PA (dB)
AV	11.02G	45.97	54.00	-8.03	17.88	3	Horizontal	360	1.50	-	28.09	39.98	9.31	31.40
PK	11.02G	60.80	74.00	-13.20	17.88	3	Horizontal	360	1.50	-	42.92	39.98	9.31	31.40

802.11ac VHT40_Nss1,(MCS0)_4TX

5550MHz_TX

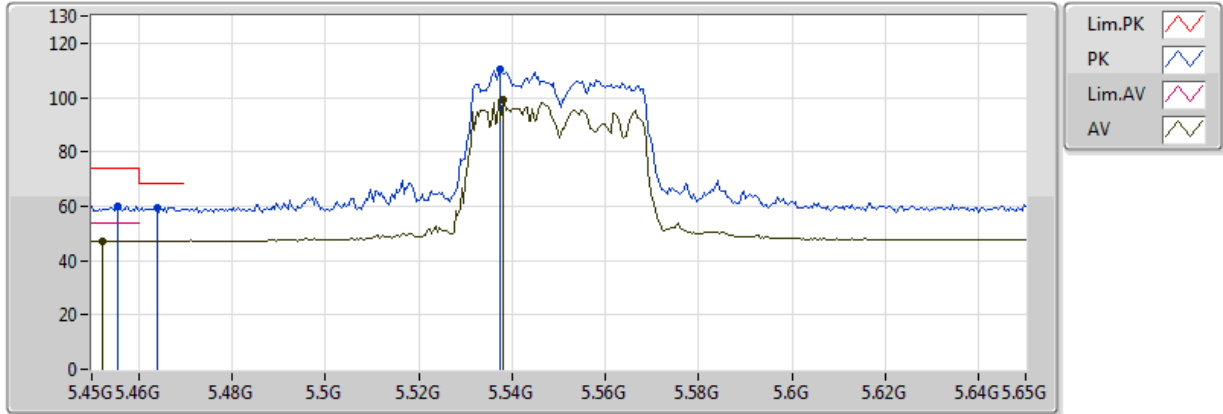


EUT = Y

Type	Freq (Hz)	Level (dBuV/m)	Limit (dBuV/m)	Margin (dB)	Factor (dB)	Dist (m)	Condition	Azimuth (°)	Height (m)	Comments	Raw (dBuV)	AF (dB)	CL (dB)	PA (dB)
AV	5.4584G	47.29	54.00	-6.71	7.93	3	Vertical	35	3.66	-	39.36	32.05	5.94	30.06
AV	5.5476G	97.71	Inf	-Inf	8.10	3	Vertical	35	3.66	-	89.62	32.16	6.01	30.07
PK	5.4544G	59.49	74.00	-14.51	7.92	3	Vertical	35	3.66	-	51.57	32.05	5.93	30.06
PK	5.464G	59.94	68.20	-8.26	7.94	3	Vertical	35	3.66	-	52.00	32.06	5.94	30.06
PK	5.5468G	109.33	Inf	-Inf	8.09	3	Vertical	35	3.66	-	101.24	32.16	6.01	30.07

802.11ac VHT40_Nss1,(MCS0)_4TX

5550MHz_TX

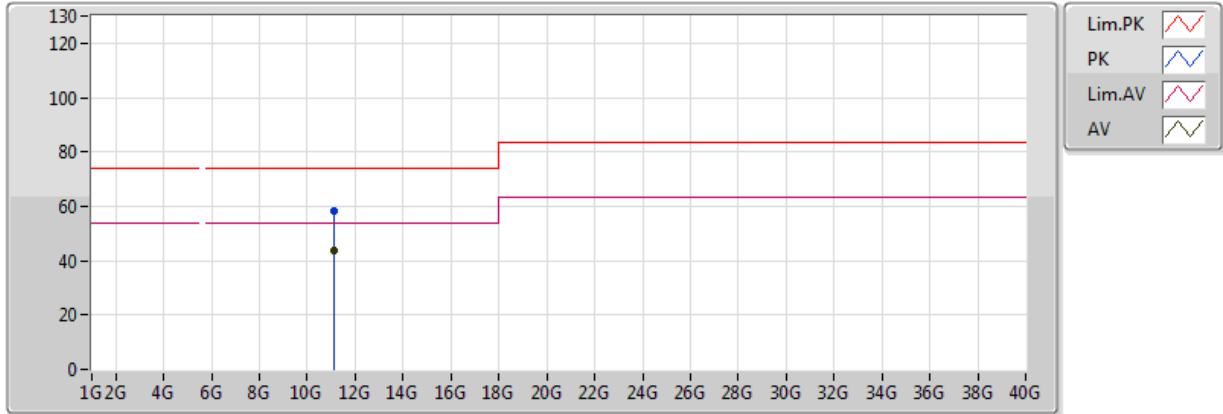


EUT = Y

Type	Freq (Hz)	Level (dBuV/m)	Limit (dBuV/m)	Margin (dB)	Factor (dB)	Dist (m)	Condition	Azimuth (°)	Height (m)	Comments	Raw (dBuV)	AF (dB)	CL (dB)	PA (dB)
AV	5.4524G	47.19	54.00	-6.81	7.92	3	Horizontal	358	2.40	-	39.28	32.04	5.93	30.06
AV	5.538G	99.43	Inf	-Inf	8.08	3	Horizontal	358	2.40	-	91.35	32.15	6.01	30.07
PK	5.4556G	59.91	74.00	-14.09	7.92	3	Horizontal	358	2.40	-	51.99	32.05	5.94	30.06
PK	5.464G	59.58	68.20	-8.62	7.94	3	Horizontal	358	2.40	-	51.64	32.06	5.94	30.06
PK	5.5376G	110.22	Inf	-Inf	8.08	3	Horizontal	358	2.40	-	102.14	32.15	6.01	30.07

802.11ac VHT40_Nss1,(MCS0)_4TX

5550MHz_TX

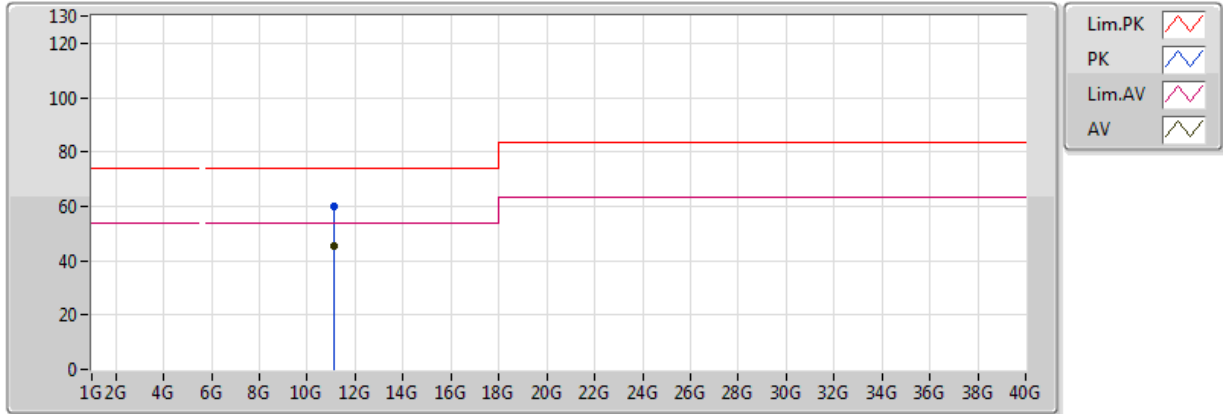


EUT = Y

Type	Freq (Hz)	Level (dBuV/m)	Limit (dBuV/m)	Margin (dB)	Factor (dB)	Dist (m)	Condition	Azimuth (°)	Height (m)	Comments	Raw (dBuV)	AF (dB)	CL (dB)	PA (dB)
AV	11.1G	43.75	54.00	-10.25	17.82	3	Vertical	0	1.50	-	25.93	39.88	9.33	31.38
PK	11.1G	58.44	74.00	-15.56	17.82	3	Vertical	0	1.50	-	40.62	39.88	9.33	31.38

802.11ac VHT40_Nss1,(MCS0)_4TX

5550MHz_TX

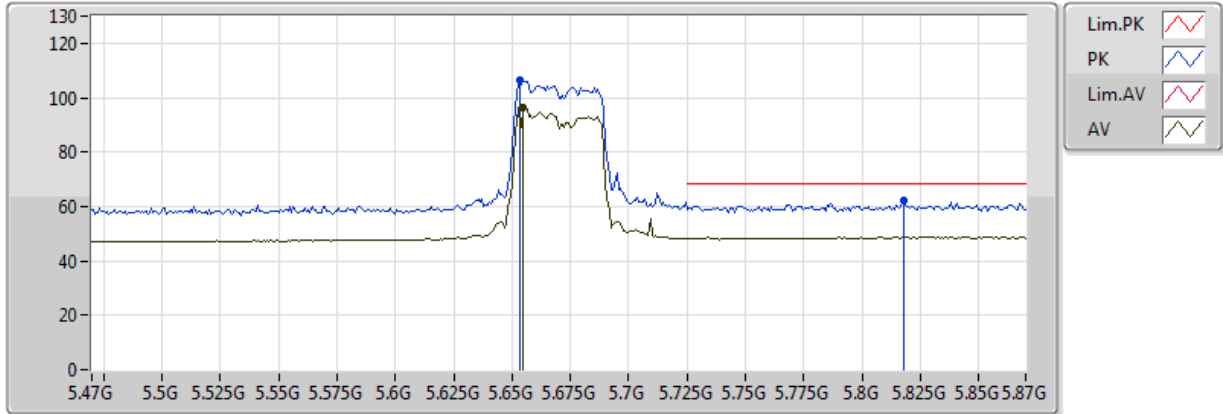


EUT = Y

Type	Freq (Hz)	Level (dBuV/m)	Limit (dBuV/m)	Margin (dB)	Factor (dB)	Dist (m)	Condition	Azimuth (°)	Height (m)	Comments	Raw (dBuV)	AF (dB)	CL (dB)	PA (dB)
AV	11.1G	45.17	54.00	-8.83	17.82	3	Horizontal	360	1.50	-	27.35	39.88	9.33	31.38
PK	11.1G	59.94	74.00	-14.06	17.82	3	Horizontal	360	1.50	-	42.12	39.88	9.33	31.38

802.11ac VHT40_Nss1,(MCS0)_4TX

5670MHz_TX

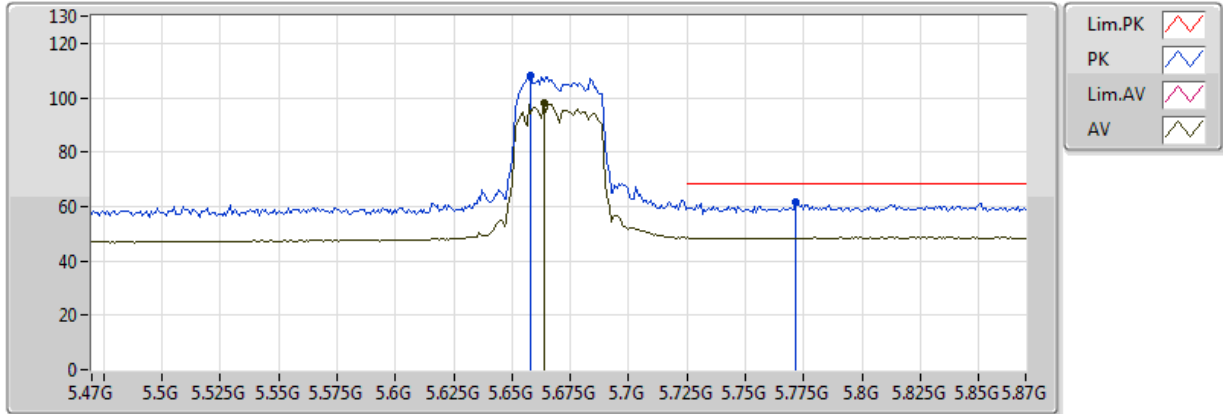


EUT = Y

Type	Freq (Hz)	Level (dBuV/m)	Limit (dBuV/m)	Margin (dB)	Factor (dB)	Dist (m)	Condition	Azimuth (°)	Height (m)	Comments	Raw (dBuV)	AF (dB)	CL (dB)	PA (dB)
AV	5.6548G	96.52	Inf	-Inf	8.27	3	Vertical	312	1.04	-	88.25	32.29	6.09	30.11
PK	5.6532G	106.67	Inf	-Inf	8.27	3	Vertical	312	1.04	-	98.41	32.28	6.09	30.11
PK	5.818G	62.11	68.20	-6.09	8.54	3	Vertical	312	1.04	-	53.57	32.48	6.21	30.16

802.11ac VHT40_Nss1,(MCS0)_4TX

5670MHz_TX

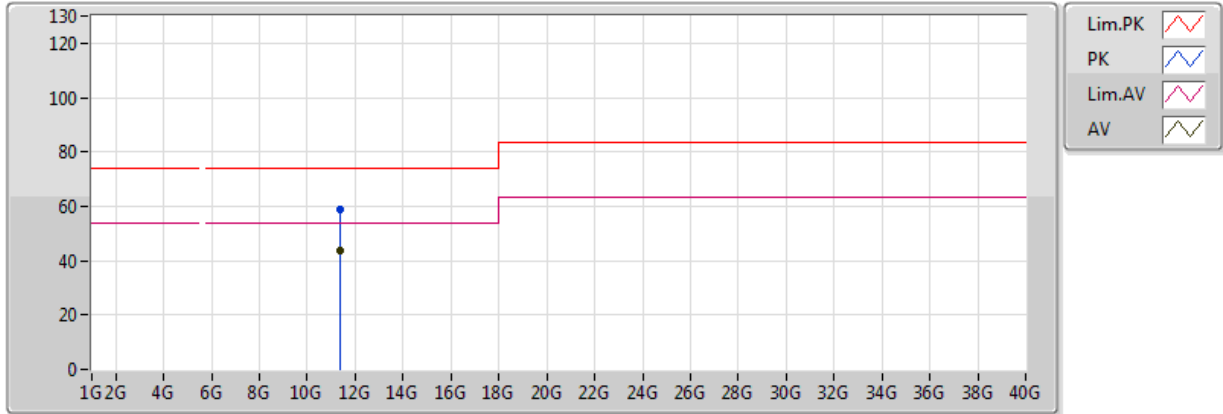


EUT = Y

Type	Freq (Hz)	Level (dBuV/m)	Limit (dBuV/m)	Margin (dB)	Factor (dB)	Dist (m)	Condition	Azimuth (°)	Height (m)	Comments	Raw (dBuV)	AF (dB)	CL (dB)	PA (dB)
AV	5.6636G	97.94	Inf	-Inf	8.28	3	Horizontal	344	2.17	-	89.66	32.30	6.09	30.11
PK	5.658G	107.97	Inf	-Inf	8.27	3	Horizontal	344	2.17	-	99.70	32.29	6.09	30.11
PK	5.7716G	61.63	68.20	-6.57	8.46	3	Horizontal	344	2.17	-	53.17	32.43	6.18	30.14

802.11ac VHT40_Nss1,(MCS0)_4TX

5670MHz_TX

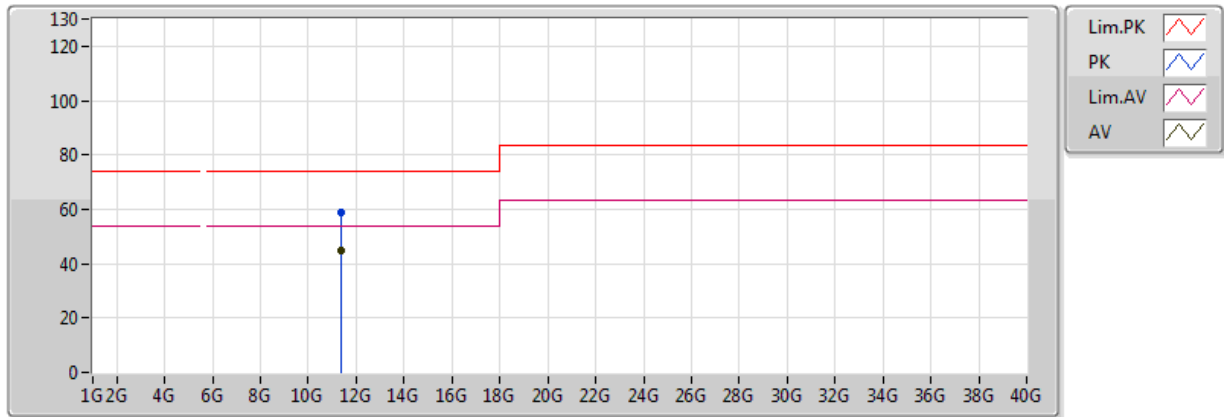


EUT = Y

Type	Freq (Hz)	Level (dBuV/m)	Limit (dBuV/m)	Margin (dB)	Factor (dB)	Dist (m)	Condition	Azimuth (°)	Height (m)	Comments	Raw (dBuV)	AF (dB)	CL (dB)	PA (dB)
AV	11.34G	43.96	54.00	-10.04	17.64	3	Vertical	360	1.50	-	26.32	39.59	9.40	31.35
PK	11.34G	58.88	74.00	-15.12	17.64	3	Vertical	360	1.50	-	41.24	39.59	9.40	31.35

802.11ac VHT40_Nss1,(MCS0)_4TX

5670MHz_TX

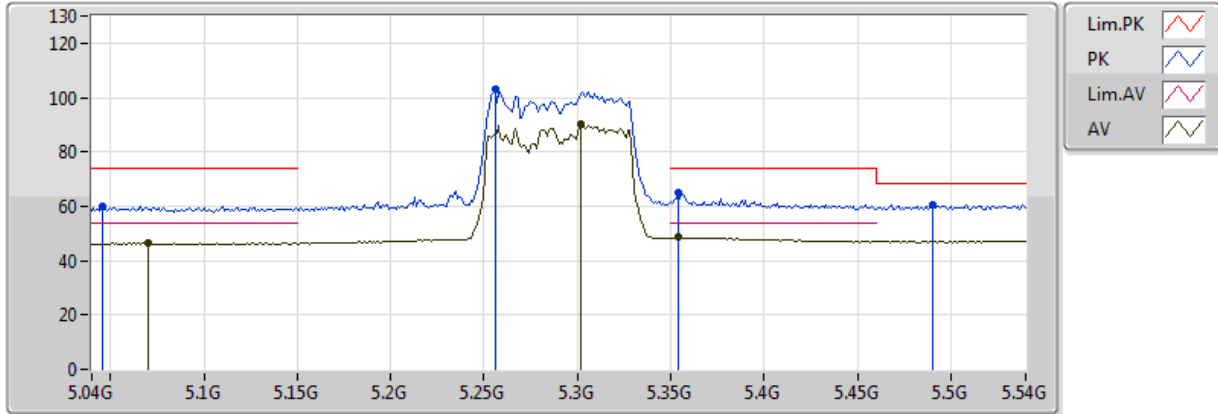


EUT = Y

Type	Freq (Hz)	Level (dBuV/m)	Limit (dBuV/m)	Margin (dB)	Factor (dB)	Dist (m)	Condition	Azimuth (°)	Height (m)	Comments	Raw (dBuV)	AF (dB)	CL (dB)	PA (dB)
AV	11.34G	44.60	54.00	-9.40	17.64	3	Horizontal	0	1.50	-	26.96	39.59	9.40	31.35
PK	11.34G	59.06	74.00	-14.94	17.64	3	Horizontal	0	1.50	-	41.42	39.59	9.40	31.35

802.11ac VHT80_Nss1,(MCS0)_4TX

5290MHz_TX

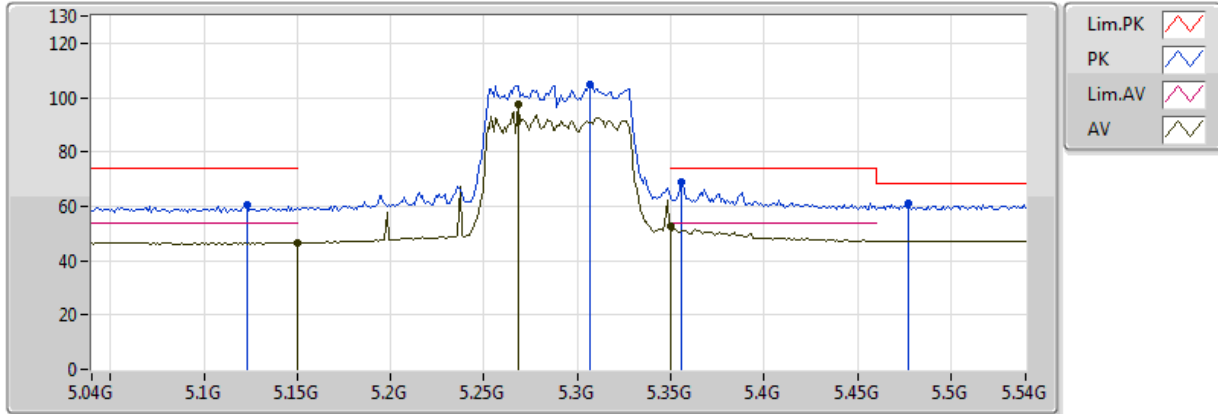


EUT = Y

Type	Freq (Hz)	Level (dBuV/m)	Limit (dBuV/m)	Margin (dB)	Factor (dB)	Dist (m)	Condition	Azimuth (°)	Height (m)	Comments	Raw (dBuV)	AF (dB)	CL (dB)	PA (dB)
AV	5.07G	46.57	54.00	-7.43	7.07	3	Vertical	38	1.50	-	39.49	31.58	5.56	30.07
AV	5.302G	90.40	Inf	-Inf	7.58	3	Vertical	38	1.50	-	82.82	31.86	5.78	30.06
AV	5.354G	48.52	54.00	-5.48	7.70	3	Vertical	38	1.50	-	40.82	31.92	5.83	30.06
PK	5.046G	59.84	74.00	-14.16	7.02	3	Vertical	38	1.50	-	52.81	31.56	5.54	30.07
PK	5.256G	103.34	Inf	-Inf	7.48	3	Vertical	38	1.50	-	95.85	31.81	5.74	30.06
PK	5.354G	65.20	74.00	-8.80	7.70	3	Vertical	38	1.50	-	57.50	31.92	5.83	30.06
PK	5.49G	60.59	68.20	-7.61	8.00	3	Vertical	38	1.50	-	52.59	32.09	5.97	30.06

802.11ac VHT80_Nss1,(MCS0)_4TX

5290MHz_TX

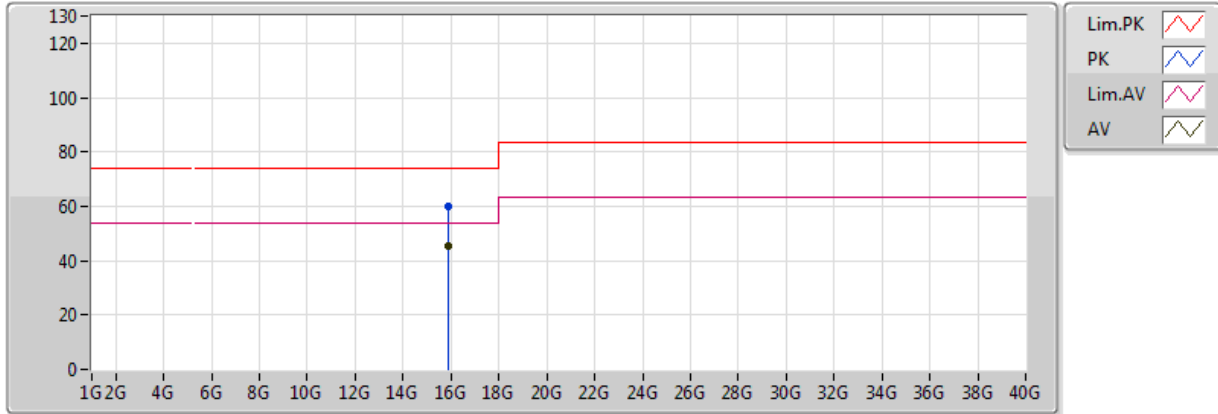


EUT = Y

Type	Freq (Hz)	Level (dBuV/m)	Limit (dBuV/m)	Margin (dB)	Factor (dB)	Dist (m)	Condition	Azimuth (°)	Height (m)	Comments	Raw (dBuV)	AF (dB)	CL (dB)	PA (dB)
AV	5.149995G	46.66	54.00	-7.34	7.25	3	Horizontal	27	1.50	-	39.41	31.68	5.64	30.07
AV	5.268G	97.40	Inf	-Inf	7.51	3	Horizontal	27	1.50	-	89.89	31.82	5.75	30.06
AV	5.350005G	52.45	54.00	-1.55	7.69	3	Horizontal	27	1.50	-	44.76	31.92	5.83	30.06
PK	5.123G	60.38	74.00	-13.62	7.19	3	Horizontal	27	1.50	-	53.19	31.65	5.61	30.07
PK	5.307G	104.92	Inf	-Inf	7.60	3	Horizontal	27	1.50	-	97.32	31.87	5.79	30.06
PK	5.356G	69.18	74.00	-4.82	7.70	3	Horizontal	27	1.50	-	61.48	31.93	5.84	30.06
PK	5.477G	61.27	68.20	-6.93	7.97	3	Horizontal	27	1.50	-	53.30	32.07	5.96	30.06

802.11ac VHT80_Nss1,(MCS0)_4TX

5290MHz_TX

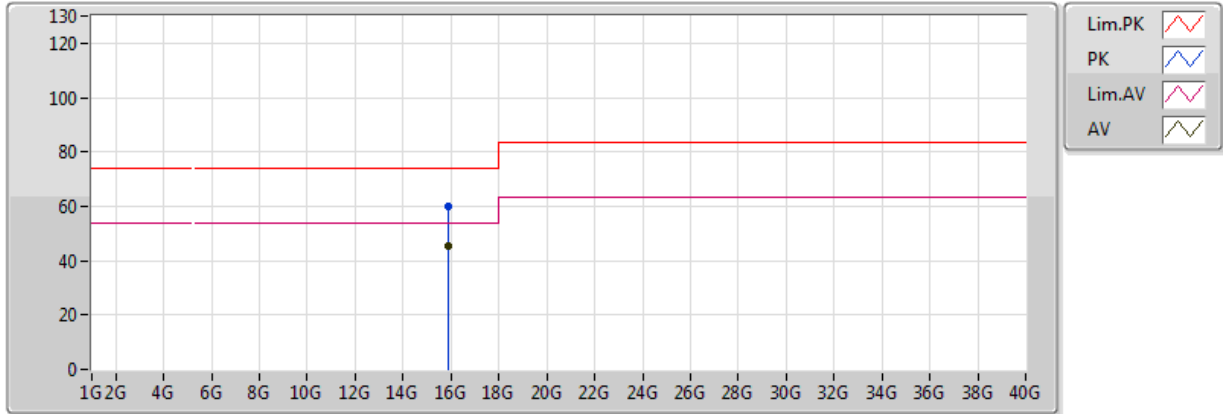


EUT = Y

Type	Freq (Hz)	Level (dBuV/m)	Limit (dBuV/m)	Margin (dB)	Factor (dB)	Dist (m)	Condition	Azimuth (°)	Height (m)	Comments	Raw (dBuV)	AF (dB)	CL (dB)	PA (dB)
AV	15.87G	45.37	54.00	-8.63	16.58	3	Vertical	0	1.50	-	28.79	37.61	11.12	32.14
PK	15.87G	59.72	74.00	-14.28	16.58	3	Vertical	0	1.50	-	43.14	37.61	11.12	32.14

802.11ac VHT80_Nss1,(MCS0)_4TX

5290MHz_TX

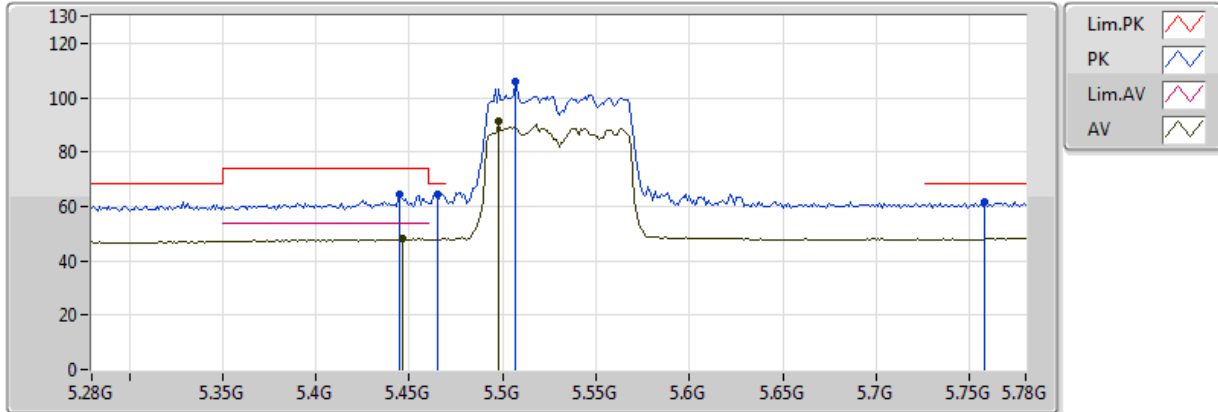


EUT = Y

Type	Freq (Hz)	Level (dBuV/m)	Limit (dBuV/m)	Margin (dB)	Factor (dB)	Dist (m)	Condition	Azimuth (°)	Height (m)	Comments	Raw (dBuV)	AF (dB)	CL (dB)	PA (dB)
AV	15.87G	45.39	54.00	-8.61	16.58	3	Horizontal	360	1.50	-	28.81	37.61	11.12	32.14
PK	15.87G	59.96	74.00	-14.04	16.58	3	Horizontal	360	1.50	-	43.38	37.61	11.12	32.14

802.11ac VHT80_Nss1,(MCS0)_4TX

5530MHz_TX



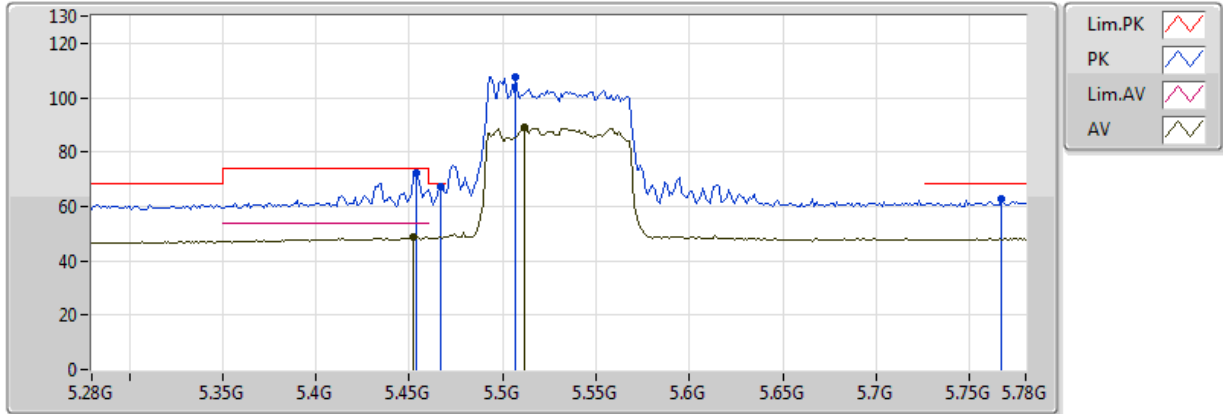
EUT = Y

Type	Freq (Hz)	Level (dBuV/m)	Limit (dBuV/m)	Margin (dB)	Factor (dB)	Dist (m)	Condition	Azimuth (°)	Height (m)	Comments	Raw (dBuV)	AF (dB)	CL (dB)	PA (dB)
AV	5.446G	48.03	54.00	-5.97	7.90	3	Vertical	39	2.07	-	40.13	32.04	5.93	30.06
AV	5.498G	91.22	Inf	-Inf	8.02	3	Vertical	39	2.07	-	83.20	32.10	5.98	30.06
PK	5.445G	64.23	74.00	-9.77	7.90	3	Vertical	39	2.07	-	56.33	32.03	5.93	30.06
PK	5.465G	64.19	68.20	-4.01	7.94	3	Vertical	39	2.07	-	56.25	32.06	5.95	30.06
PK	5.507G	106.00	Inf	-Inf	8.03	3	Vertical	39	2.07	-	97.97	32.11	5.98	30.06
PK	5.758G	61.90	68.20	-6.30	8.44	3	Vertical	39	2.07	-	53.46	32.41	6.17	30.14



802.11ac VHT80_Nss1,(MCS0)_4TX

5530MHz_TX

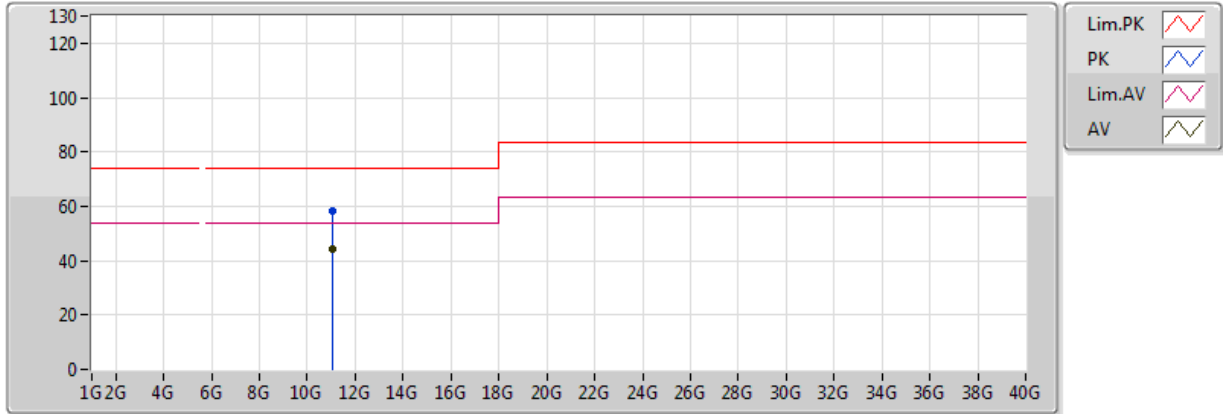


EUT = Y

Type	Freq (Hz)	Level (dBuV/m)	Limit (dBuV/m)	Margin (dB)	Factor (dB)	Dist (m)	Condition	Azimuth (°)	Height (m)	Comments	Raw (dBuV)	AF (dB)	CL (dB)	PA (dB)
AV	5.452G	48.88	54.00	-5.12	7.91	3	Horizontal	360	1.49	-	40.96	32.04	5.93	30.06
AV	5.512G	88.87	Inf	-Inf	8.04	3	Horizontal	360	1.49	-	80.83	32.11	5.99	30.06
PK	5.454G	72.49	74.00	-1.51	7.92	3	Horizontal	360	1.49	-	64.57	32.04	5.93	30.06
PK	5.467G	66.97	68.20	-1.23	7.95	3	Horizontal	360	1.49	-	59.03	32.06	5.95	30.06
PK	5.507G	107.76	Inf	-Inf	8.03	3	Horizontal	360	1.49	-	99.73	32.11	5.98	30.06
PK	5.767G	62.51	68.20	-5.69	8.45	3	Horizontal	360	1.49	-	54.06	32.42	6.17	30.14

802.11ac VHT80_Nss1,(MCS0)_4TX

5530MHz_TX

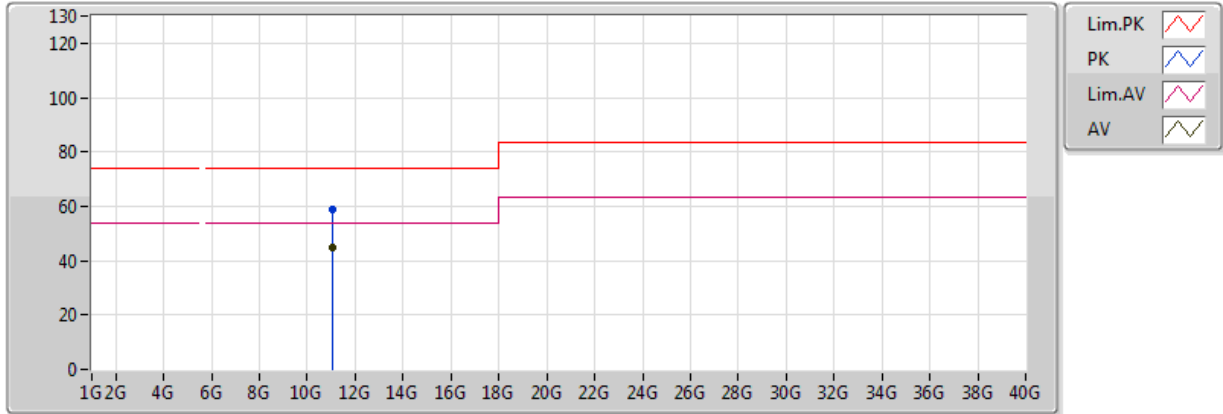


EUT = Y

Type	Freq (Hz)	Level (dBuV/m)	Limit (dBuV/m)	Margin (dB)	Factor (dB)	Dist (m)	Condition	Azimuth (°)	Height (m)	Comments	Raw (dBuV)	AF (dB)	CL (dB)	PA (dB)
AV	11.06G	44.14	54.00	-9.86	17.85	3	Vertical	360	1.50	-	26.29	39.93	9.32	31.39
PK	11.06G	58.09	74.00	-15.91	17.85	3	Vertical	360	1.50	-	40.24	39.93	9.32	31.39

802.11ac VHT80_Nss1,(MCS0)_4TX

5530MHz_TX



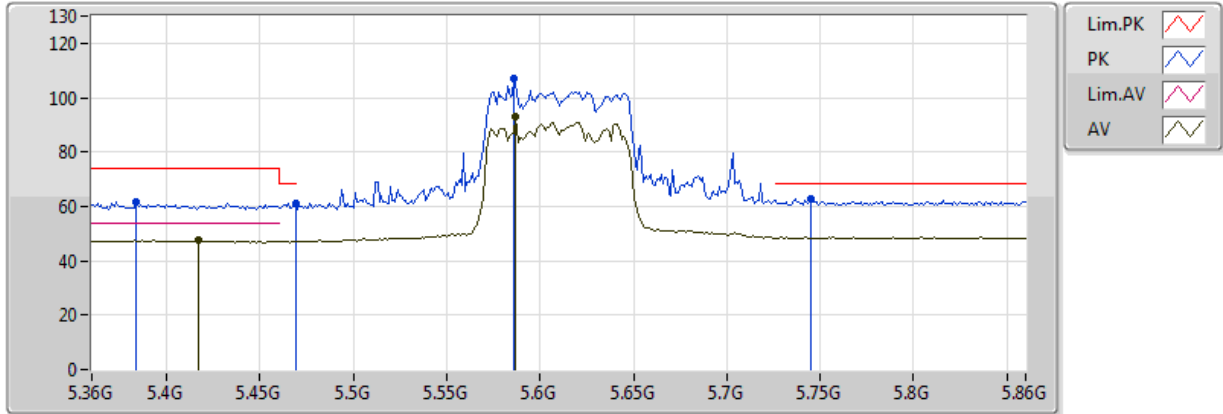
EUT = Y

Type	Freq (Hz)	Level (dBuV/m)	Limit (dBuV/m)	Margin (dB)	Factor (dB)	Dist (m)	Condition	Azimuth (°)	Height (m)	Comments	Raw (dBuV)	AF (dB)	CL (dB)	PA (dB)
AV	11.06G	44.55	54.00	-9.45	17.85	3	Horizontal	0	1.50	-	26.70	39.93	9.32	31.39
PK	11.06G	58.56	74.00	-15.44	17.85	3	Horizontal	0	1.50	-	40.71	39.93	9.32	31.39



802.11ac VHT80_Nss1,(MCS0)_4TX

5610MHz_TX

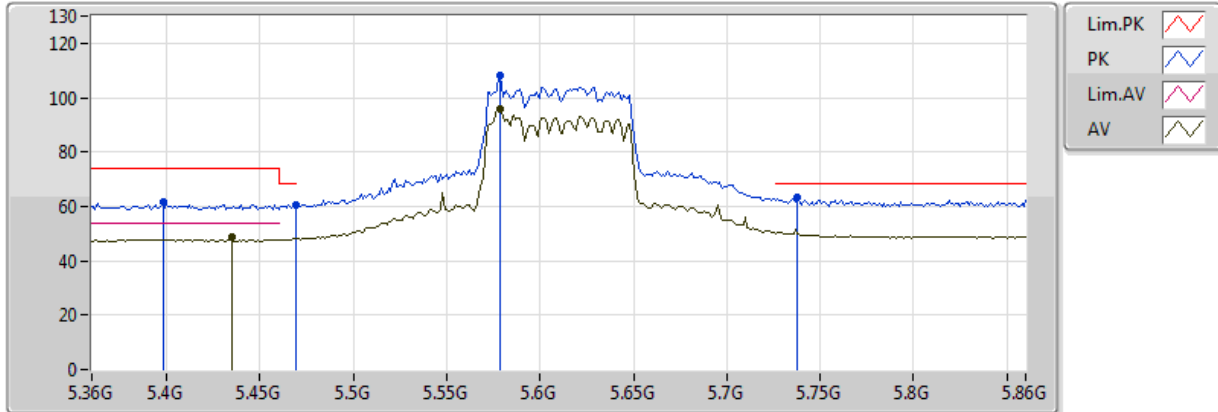


EUT = Y

Type	Freq (Hz)	Level (dBuV/m)	Limit (dBuV/m)	Margin (dB)	Factor (dB)	Dist (m)	Condition	Azimuth (°)	Height (m)	Comments	Raw (dBuV)	AF (dB)	CL (dB)	PA (dB)
AV	5.417G	47.48	54.00	-6.52	7.84	3	Vertical	34	2.10	-	39.64	32.00	5.90	30.06
AV	5.587G	92.85	Inf	-Inf	8.16	3	Vertical	34	2.10	-	84.69	32.20	6.04	30.09
PK	5.384G	61.59	74.00	-12.41	7.76	3	Vertical	34	2.10	-	53.82	31.96	5.86	30.06
PK	5.469G	61.34	68.20	-6.86	7.95	3	Vertical	34	2.10	-	53.39	32.06	5.95	30.06
PK	5.586G	106.82	Inf	-Inf	8.16	3	Vertical	34	2.10	-	98.66	32.20	6.04	30.09
PK	5.745G	62.69	68.20	-5.51	8.42	3	Vertical	34	2.10	-	54.27	32.39	6.16	30.13

802.11ac VHT80_Nss1,(MCS0)_4TX

5610MHz_TX

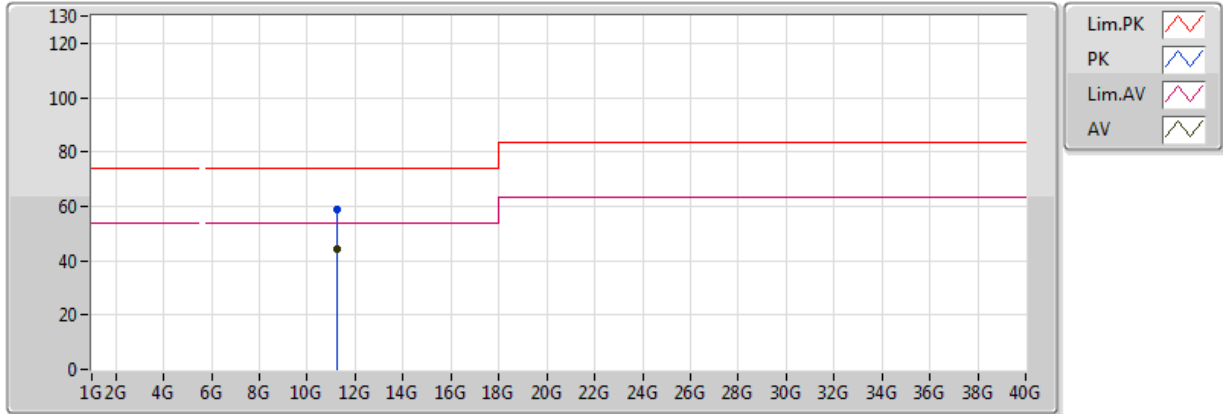


EUT = Y

Type	Freq (Hz)	Level (dBuV/m)	Limit (dBuV/m)	Margin (dB)	Factor (dB)	Dist (m)	Condition	Azimuth (°)	Height (m)	Comments	Raw (dBuV)	AF (dB)	CL (dB)	PA (dB)
AV	5.435G	48.77	54.00	-5.23	7.88	3	Horizontal	332	1.48	-	40.89	32.02	5.92	30.06
AV	5.579G	95.98	Inf	-Inf	8.15	3	Horizontal	332	1.48	-	87.83	32.19	6.04	30.08
PK	5.398G	61.73	74.00	-12.27	7.80	3	Horizontal	332	1.48	-	53.93	31.98	5.88	30.06
PK	5.469G	60.41	68.20	-7.79	7.95	3	Horizontal	332	1.48	-	52.46	32.06	5.95	30.06
PK	5.579G	108.14	Inf	-Inf	8.15	3	Horizontal	332	1.48	-	100.00	32.19	6.04	30.08
PK	5.738G	63.04	68.20	-5.16	8.40	3	Horizontal	332	1.48	-	54.64	32.39	6.15	30.13

802.11ac VHT80_Nss1,(MCS0)_4TX

5610MHz_TX

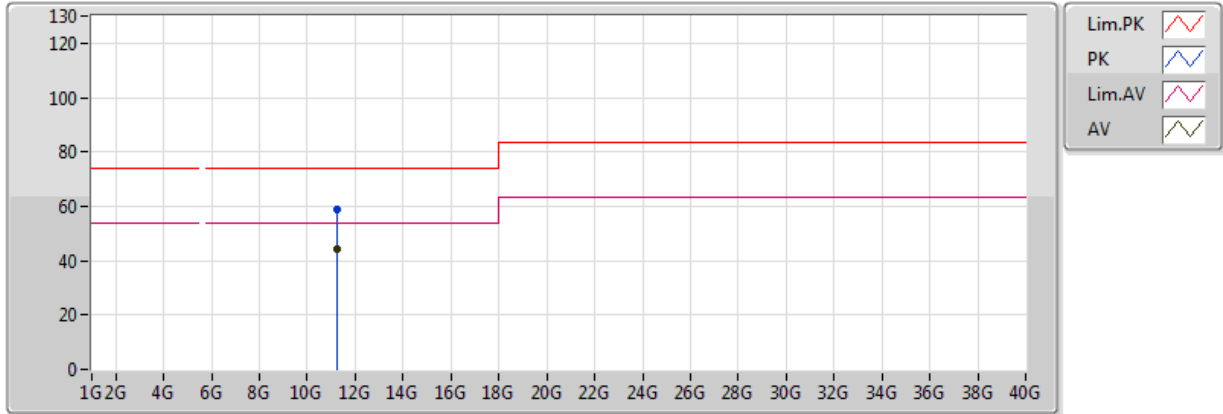


EUT = Y

Type	Freq (Hz)	Level (dBuV/m)	Limit (dBuV/m)	Margin (dB)	Factor (dB)	Dist (m)	Condition	Azimuth (°)	Height (m)	Comments	Raw (dBuV)	AF (dB)	CL (dB)	PA (dB)
AV	11.22G	44.16	54.00	-9.84	17.73	3	Vertical	0	1.50	-	26.43	39.74	9.36	31.37
PK	11.22G	59.10	74.00	-14.90	17.73	3	Vertical	0	1.50	-	41.37	39.74	9.36	31.37

802.11ac VHT80_Nss1,(MCS0)_4TX

5610MHz_TX

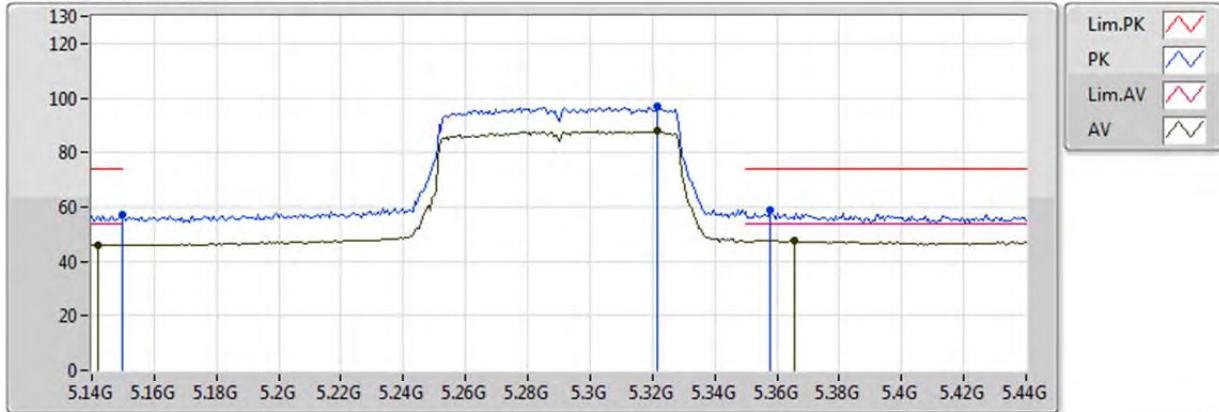


EUT = Y

Type	Freq (Hz)	Level (dBuV/m)	Limit (dBuV/m)	Margin (dB)	Factor (dB)	Dist (m)	Condition	Azimuth (°)	Height (m)	Comments	Raw (dBuV)	AF (dB)	CL (dB)	PA (dB)
AV	11.22G	44.45	54.00	-9.55	17.73	3	Horizontal	360	1.50	-	26.72	39.74	9.36	31.37
PK	11.22G	58.73	74.00	-15.27	17.73	3	Horizontal	360	1.50	-	41.00	39.74	9.36	31.37

802.11ac VHT80+80_Nss1,(MCS0)_2TX

#5290MHz,5530MHz_TX



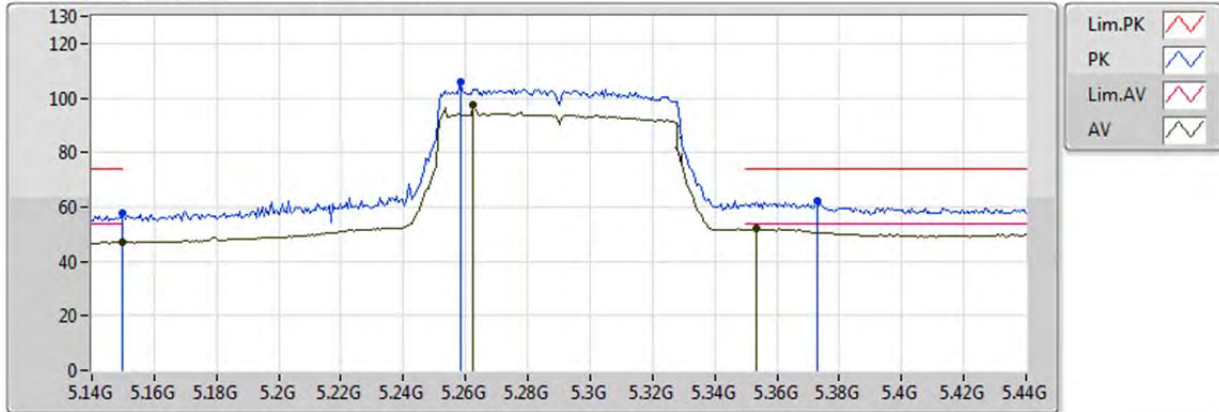
EUT = Y

Type	Freq (Hz)	Level (dBuV/m)	Limit (dBuV/m)	Margin (dB)	Factor (dB)	Dist (m)	Condition	Azimuth (°)	Height (m)	Comments	Raw (dBuV)	AF (dB)	CL (dB)	PA (dB)
PK	5.3218G	96.72	Inf	-Inf	3.08	3	Vertical	10	1.00	-	93.64	31.76	6.51	35.19
PK	5.149995G	56.98	74.00	-17.02	2.90	3	Vertical	10	1.00	-	54.08	31.62	6.48	35.21
PK	5.3578G	58.60	74.00	-15.40	3.12	3	Vertical	10	1.00	-	55.48	31.79	6.52	35.18
AV	5.3218G	87.88	Inf	-Inf	3.08	3	Vertical	10	1.00	-	84.80	31.76	6.51	35.19
AV	5.1418G	46.19	54.00	-7.81	2.89	3	Vertical	10	1.00	-	43.29	31.61	6.48	35.21
AV	5.3656G	47.81	54.00	-6.19	3.13	3	Vertical	10	1.00	-	44.69	31.79	6.52	35.18



802.11ac VHT80+80_Nss1,(MCS0)_2TX

#5290MHz,5530MHz_TX



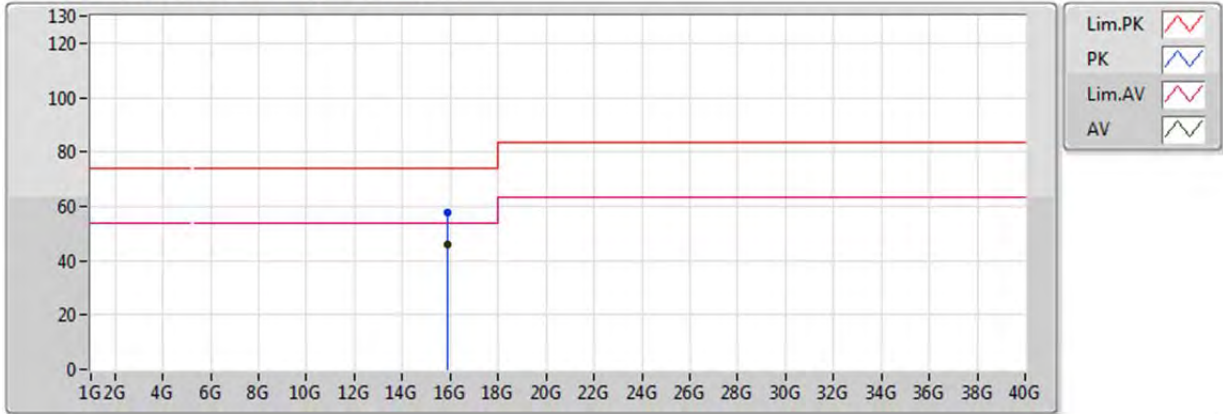
EUT = Y

Type	Freq (Hz)	Level (dBuV/m)	Limit (dBuV/m)	Margin (dB)	Factor (dB)	Dist (m)	Condition	Azimuth (°)	Height (m)	Comments	Raw (dBuV)	AF (dB)	CL (dB)	PA (dB)
AV	5.2624G	97.48	Inf	-Inf	3.02	3	Horizontal	307	3.58	-	94.46	31.71	6.50	35.19
AV	5.149995G	47.13	54.00	-6.87	2.90	3	Horizontal	307	3.58	-	44.23	31.62	6.48	35.21
AV	5.3536G	51.90	54.00	-2.10	3.11	3	Horizontal	307	3.58	-	48.79	31.78	6.52	35.18
PK	5.2582G	106.04	Inf	-Inf	3.01	3	Horizontal	307	3.58	-	103.03	31.71	6.50	35.19
PK	5.149995G	57.99	74.00	-16.01	2.90	3	Horizontal	307	3.58	-	55.09	31.62	6.48	35.21
PK	5.3728G	62.06	74.00	-11.94	3.13	3	Horizontal	307	3.58	-	58.93	31.80	6.52	35.18



802.11ac VHT80+80_Nss1,(MCS0)_2TX

#5290MHz,5530MHz_TX

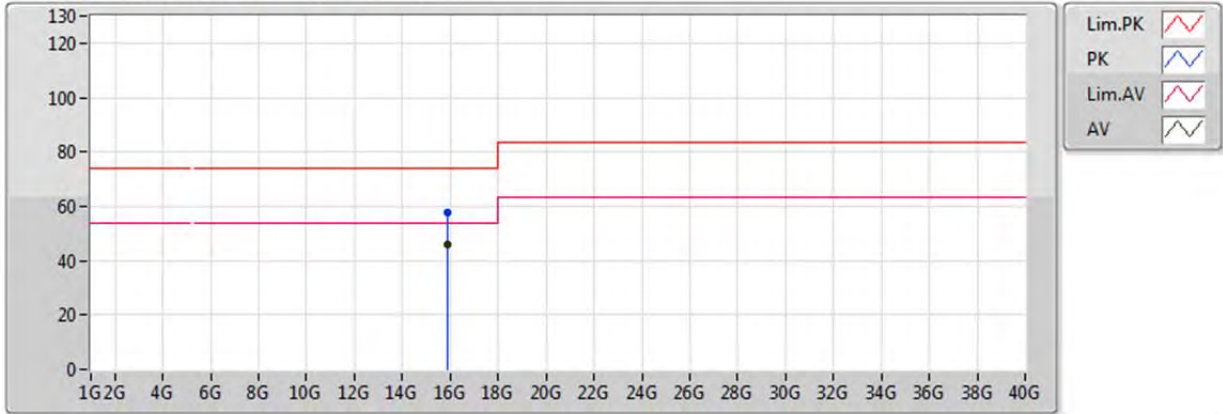


EUT = Y

Type	Freq (Hz)	Level (dBuV/m)	Limit (dBuV/m)	Margin (dB)	Factor (dB)	Dist (m)	Condition	Azimuth (°)	Height (m)	Comments	Raw (dBuV)	AF (dB)	CL (dB)	PA (dB)
AV	15.87G	45.93	54.00	-8.07	13.43	3	Vertical	0	1.50	-	32.50	37.74	11.49	35.80
PK	15.87G	57.45	74.00	-16.55	13.43	3	Vertical	0	1.50	-	44.02	37.74	11.49	35.80

802.11ac VHT80+80_Nss1,(MCS0)_2TX

#5290MHz,5530MHz_TX



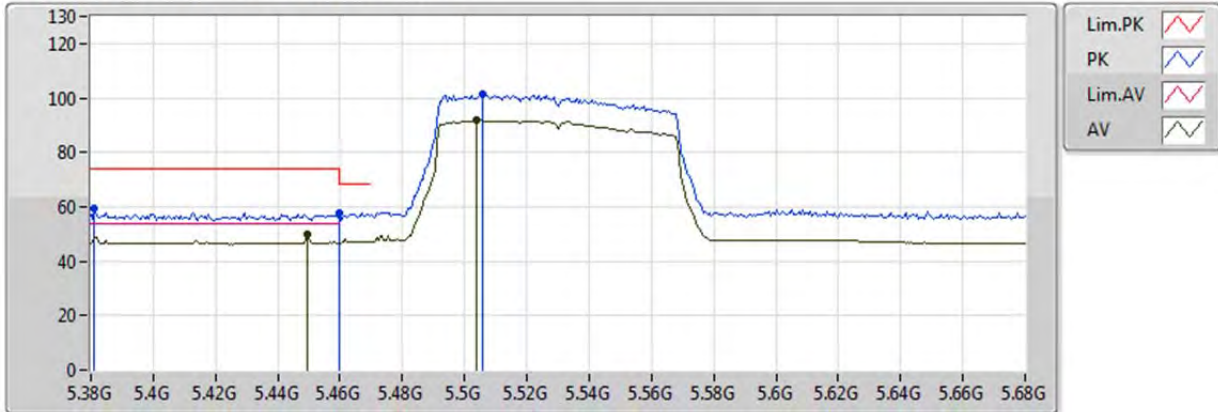
EUT = Y

Type	Freq (Hz)	Level (dBuV/m)	Limit (dBuV/m)	Margin (dB)	Factor (dB)	Dist (m)	Condition	Azimuth (°)	Height (m)	Comments	Raw (dBuV)	AF (dB)	CL (dB)	PA (dB)
AV	15.87G	46.03	54.00	-7.97	13.43	3	Horizontal	360	1.50	-	32.60	37.74	11.49	35.80
PK	15.87G	57.44	74.00	-16.56	13.43	3	Horizontal	360	1.50	-	44.01	37.74	11.49	35.80



802.11ac VHT80+80_Nss1,(MCS0)_2TX

5290MHz,#5530MHz_TX



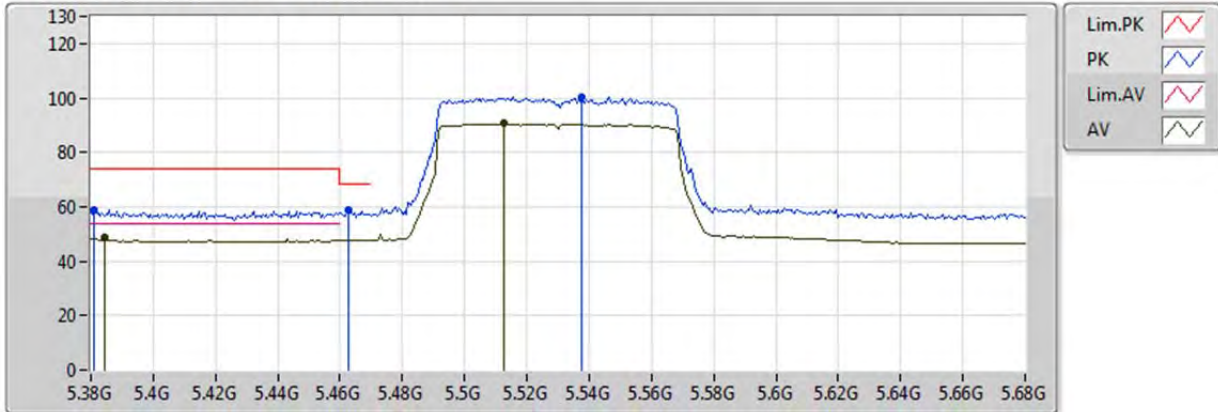
EUT =Y

Type	Freq (Hz)	Level (dBuV/m)	Limit (dBuV/m)	Margin (dB)	Factor (dB)	Dist (m)	Condition	Azimuth (°)	Height (m)	Comments	Raw (dBuV)	AF (dB)	CL (dB)	PA (dB)
AV	5.4496G	49.78	54.00	-4.22	3.21	3	Vertical	339	3.57	-	46.56	31.86	6.53	35.18
AV	5.5036G	91.75	Inf	-Inf	3.27	3	Vertical	339	3.57	-	88.48	31.90	6.54	35.17
PK	5.3812G	59.44	74.00	-14.56	3.14	3	Vertical	339	3.57	-	56.30	31.80	6.52	35.18
PK	5.460005G	57.96	68.20	-10.24	3.23	3	Vertical	339	3.57	-	54.74	31.87	6.53	35.17
PK	5.506G	101.15	Inf	-Inf	3.27	3	Vertical	339	3.57	-	97.88	31.91	6.54	35.17



802.11ac VHT80+80_Nss1,(MCS0)_2TX

5290MHz,#5530MHz_TX



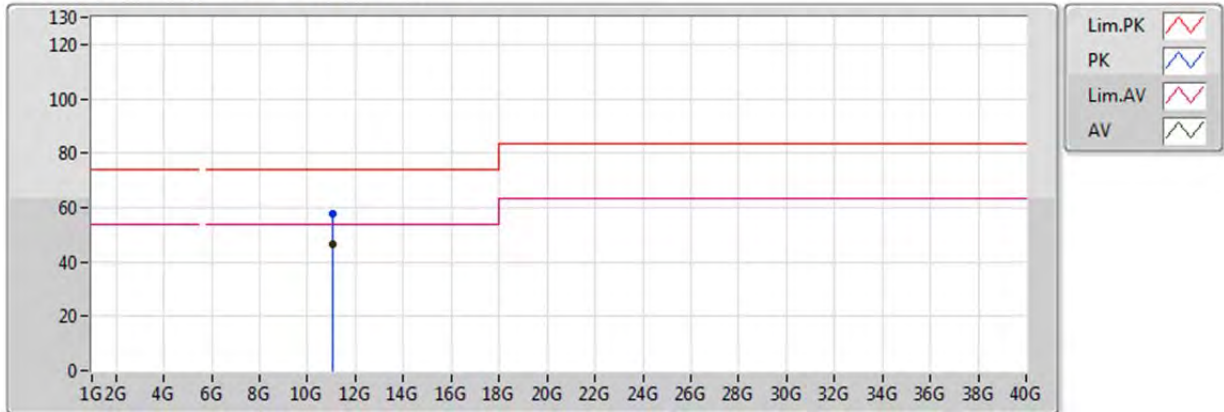
EUT =Y

Type	Freq (Hz)	Level (dBuV/m)	Limit (dBuV/m)	Margin (dB)	Factor (dB)	Dist (m)	Condition	Azimuth (°)	Height (m)	Comments	Raw (dBuV)	AF (dB)	CL (dB)	PA (dB)
AV	5.3842G	48.52	54.00	-5.48	3.14	3	Horizontal	292	1.93	-	45.38	31.81	6.52	35.18
AV	5.5126G	90.53	Inf	-Inf	3.28	3	Horizontal	292	1.93	-	87.25	31.92	6.54	35.17
PK	5.3812G	58.74	74.00	-15.26	3.14	3	Horizontal	292	1.93	-	55.60	31.80	6.52	35.18
PK	5.4628G	58.56	68.20	-9.64	3.23	3	Horizontal	292	1.93	-	55.33	31.87	6.53	35.17
PK	5.5378G	100.20	Inf	-Inf	3.30	3	Horizontal	292	1.93	-	96.90	31.95	6.53	35.17



802.11ac VHT80+80_Nss1,(MCS0)_2TX

5290MHz,#5530MHz_TX



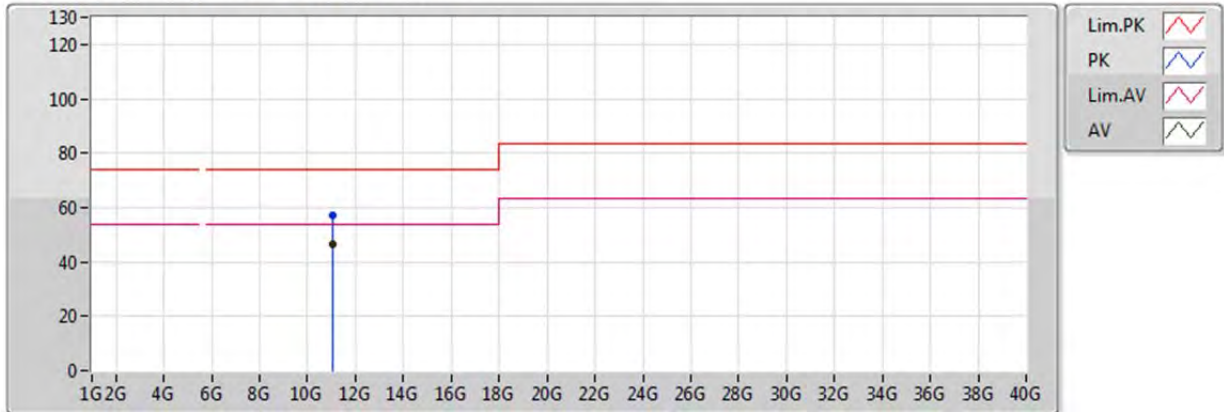
EUT = Y

Type	Freq	Level	Limit	Margin	Factor	Dist	Condition	Azimuth	Height	Comments	Raw	AF	CL	PA
	(Hz)	(dBuV/m)	(dBuV/m)	(dB)	(dB)	(m)		(°)	(m)		(dBuV)	(dB)	(dB)	(dB)
AV	11.06G	46.25	54.00	-7.75	14.36	3	Vertical	0	1.50	-	31.89	40.21	9.54	35.39
PK	11.06G	57.85	74.00	-16.15	14.36	3	Vertical	0	1.50	-	43.49	40.21	9.54	35.39



802.11ac VHT80+80_Nss1,(MCS0)_2TX

5290MHz,#5530MHz_TX

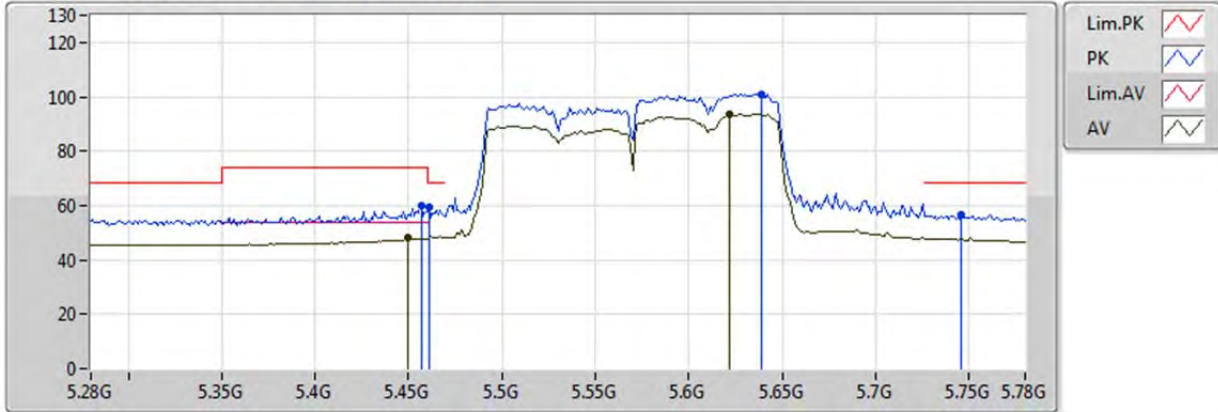


EUT = Y

Type	Freq (Hz)	Level (dBuV/m)	Limit (dBuV/m)	Margin (dB)	Factor (dB)	Dist (m)	Condition	Azimuth (°)	Height (m)	Comments	Raw (dBuV)	AF (dB)	CL (dB)	PA (dB)
AV	11.06G	46.27	54.00	-7.73	14.36	3	Horizontal	360	1.50	-	31.91	40.21	9.54	35.39
PK	11.06G	57.36	74.00	-16.64	14.36	3	Horizontal	360	1.50	-	43.00	40.21	9.54	35.39



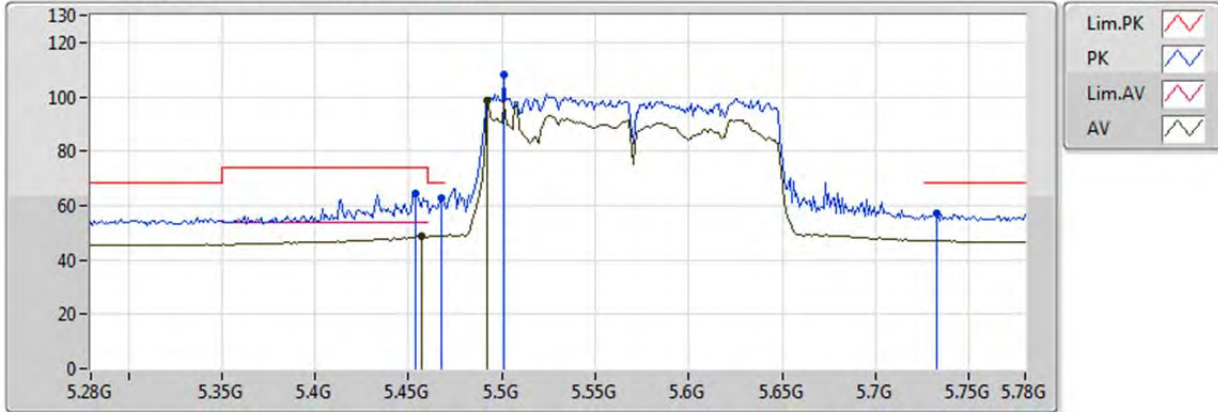
VHT80+80_Nss1_4TX
#5530MHz,#5610MHz_TX



Type	Freq (Hz)	Level (dBuV/m)	Limit (dBuV/m)	Margin (dB)	Factor (dB)	Dist (m)	Condition	Azimuth (°)	Height (m)	Comments	Raw (dBuV)	AF (dB)	CL (dB)	PA (dB)
AV	5.45G	47.93	54.00	-6.07	3.22	3	Vertical	6	1.00	-	44.71	31.86	6.53	35.17
AV	5.622G	93.71	Inf	-Inf	3.37	3	Vertical	6	1.00	-	90.34	32.05	6.50	35.18
PK	5.461G	59.57	68.20	-8.63	3.23	3	Vertical	6	1.00	-	56.34	31.87	6.53	35.17
PK	5.639G	101.13	Inf	-Inf	3.39	3	Vertical	6	1.00	-	97.74	32.07	6.50	35.18
PK	5.746G	56.58	68.20	-11.62	3.47	3	Vertical	6	1.00	-	53.11	32.20	6.46	35.18
PK	5.457G	60.13	74.00	-13.87	3.22	3	Vertical	6	1.00	-	56.91	31.87	6.53	35.17



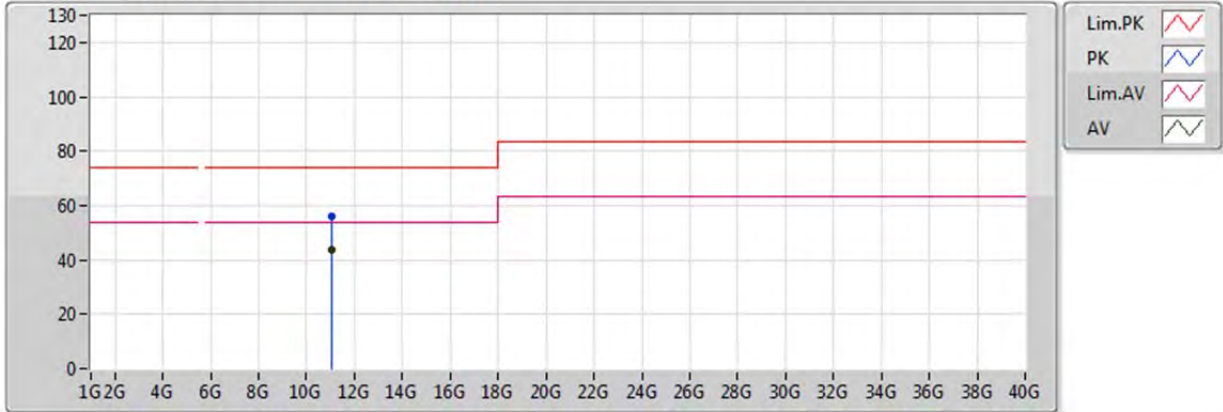
VHT80+80_Nss1_4TX
#5530MHz,#5610MHz_TX



Type	Freq (Hz)	Level (dBuV/m)	Limit (dBuV/m)	Margin (dB)	Factor (dB)	Dist (m)	Condition	Azimuth (°)	Height (m)	Comments	Raw (dBuV)	AF (dB)	CL (dB)	PA (dB)
AV	5.492G	98.78	Inf	-Inf	3.26	3	Horizontal	356	1.97	-	95.52	31.89	6.54	35.17
AV	5.457G	48.74	54.00	-5.26	3.22	3	Horizontal	356	1.97	-	45.52	31.87	6.53	35.17
PK	5.501G	108.07	Inf	-Inf	3.27	3	Horizontal	356	1.97	-	104.79	31.90	6.54	35.17
PK	5.454G	64.37	74.00	-9.63	3.22	3	Horizontal	356	1.97	-	61.15	31.86	6.53	35.17
PK	5.468G	62.48	68.20	-5.72	3.23	3	Horizontal	356	1.97	-	59.24	31.87	6.53	35.17
PK	5.733G	56.99	68.20	-11.21	3.46	3	Horizontal	356	1.97	-	53.52	32.18	6.47	35.18



VHT80+80_Nss1_4TX
#5530MHz,#5610MHz_TX



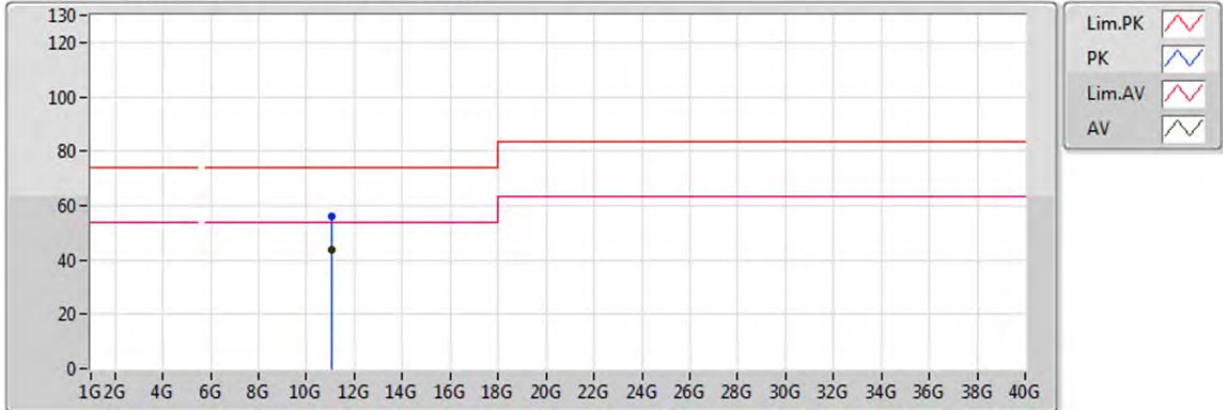
EUT = Y

Type	Freq	Level	Limit	Margin	Factor	Dist	Condition	Azimuth	Height	Comments	Raw	AF	CL	PA
	(Hz)	(dBuV/m)	(dBuV/m)	(dB)	(dB)	(m)		(°)	(m)		(dBuV)	(dB)	(dB)	(dB)
AV	11.06G	43.83	54.00	-10.17	14.36	3	Vertical	360	1.50	-	29.47	40.21	9.54	35.39
PK	11.06G	55.82	74.00	-18.18	14.36	3	Vertical	360	1.50	-	41.46	40.21	9.54	35.39



VHT80+80_Nss1_4TX

#5530MHz,#5610MHz_TX



EUT = Y

Type	Freq (Hz)	Level (dBuV/m)	Limit (dBuV/m)	Margin (dB)	Factor (dB)	Dist (m)	Condition	Azimuth (°)	Height (m)	Comments	Raw (dBuV)	AF (dB)	CL (dB)	PA (dB)
AV	11.06G	43.90	54.00	-10.10	14.36	3	Horizontal	0	1.35	-	29.55	40.21	9.54	35.39
PK	11.06G	56.27	74.00	-17.73	14.36	3	Horizontal	0	1.35	-	41.91	40.21	9.54	35.39



Summary

Mode	Result	Ch (Hz)	Center (Hz)	ppm	Limit (ppm)	Port	Remark
802.11a_Nss1,(6Mbps)_4TX	-	-	-	-	-	-	-
5.47-5.725GHz	Pass	5.58G	5.58005078G	9.099	20	1	0 min



Result

Mode	Result	Ch (Hz)	Center (Hz)	ppm	Limit (ppm)	Port	Remark
802.11a_Nss1,(6Mbps)_4TX	-	-	-	-	-	-	-
5580MHz_0°C	Pass	5.58G	5.58005078G	9.099	20	1	0 min
5580MHz_0°C	Pass	5.58G	5.58005075G	9.095	20	1	2 min
5580MHz_0°C	Pass	5.58G	5.58005074G	9.092	20	1	5 min
5580MHz_0°C	Pass	5.58G	5.58005076G	9.098	20	1	10 min
5580MHz_10°C	Pass	5.58G	5.5800281G	5.035	20	1	0 min
5580MHz_10°C	Pass	5.58G	5.5800281G	5.036	20	1	2 min
5580MHz_10°C	Pass	5.58G	5.58002809G	5.035	20	1	5 min
5580MHz_10°C	Pass	5.58G	5.58002811G	5.038	20	1	10 min
5580MHz_20°C	Pass	5.58G	5.58000503G	0.901	20	1	0 min
5580MHz_20°C	Pass	5.58G	5.58000504G	0.903	20	1	2 min
5580MHz_20°C	Pass	5.58G	5.58000503G	0.901	20	1	5 min
5580MHz_20°C	Pass	5.58G	5.58000499G	0.894	20	1	10 min
5580MHz_30°C	Pass	5.58G	5.57998734G	2.269	20	1	0 min
5580MHz_30°C	Pass	5.58G	5.5799873G	2.276	20	1	2 min
5580MHz_30°C	Pass	5.58G	5.57998729G	2.279	20	1	5 min
5580MHz_30°C	Pass	5.58G	5.57998728G	2.279	20	1	10 min
5580MHz_40°C	Pass	5.58G	5.57996866G	5.616	20	1	0 min
5580MHz_40°C	Pass	5.58G	5.57996861G	5.626	20	1	2 min
5580MHz_40°C	Pass	5.58G	5.57996857G	5.633	20	1	5 min
5580MHz_40°C	Pass	5.58G	5.57996854G	5.637	20	1	10 min
5580MHz_50°C	Pass	5.58G	5.57996334G	6.57	20	1	0 min
5580MHz_50°C	Pass	5.58G	5.5799633G	6.577	20	1	2 min
5580MHz_50°C	Pass	5.58G	5.57996329G	6.579	20	1	5 min
5580MHz_50°C	Pass	5.58G	5.57996325G	6.586	20	1	10 min
5580MHz_138V	Pass	5.58G	5.58000448G	0.803	20	1	0 min
5580MHz_138V	Pass	5.58G	5.58000444G	0.795	20	1	2 min
5580MHz_138V	Pass	5.58G	5.58000441G	0.791	20	1	5 min
5580MHz_138V	Pass	5.58G	5.58000442G	0.792	20	1	10 min
5580MHz_120V	Pass	5.58G	5.58000467G	0.836	20	1	0 min
5580MHz_120V	Pass	5.58G	5.58000462G	0.829	20	1	2 min
5580MHz_120V	Pass	5.58G	5.58000462G	0.829	20	1	5 min
5580MHz_120V	Pass	5.58G	5.58000457G	0.82	20	1	10 min
5580MHz_102V	Pass	5.58G	5.58000478G	0.857	20	1	0 min
5580MHz_102V	Pass	5.58G	5.58000484G	0.867	20	1	2 min
5580MHz_102V	Pass	5.58G	5.58000474G	0.849	20	1	5 min
5580MHz_102V	Pass	5.58G	5.58000472G	0.846	20	1	10 min


1. Photographs of Radiated Emissions Test Configuration

For radiated emissions below 1G

Front view



Rear view




Beamforming




Front view

Rear view



For radiated emissions above 1GHz


Front view




Rear view



Beamforming



Front view



Rear view