

EMC TEST REPORT - PRODUCT PHOTOS

TEST REPORT NUMBER	DBN 1604TEL544-C
TEST REPORT DATE	6-May-2016
TEST REPORT VERSION	1.0
MANUFACTURER	Cambium Networks
PRODUCT NAME	ePMP2000
PRODUCT MODEL	C050900P031A
CONDITION OF EUT WHEN RECEIVED	GOOD and in proper working condition
ISSUED TO	Cambium Networks, 3800 Golf Road, Suite 360, Rolling Meadows,IL,USA 60008
ISSUED BY	TARANG Lab Wipro Technologies, SJP2, Survey#70,77,78/8A, Dodda Kanelli, Sarjapur road, Bangalore. Karnataka. India - 560 035 Tel: +91-80-30292929 Fax: +91-80-30298200 Email: tarang.planet@wipro.com Web: www.wipro.com

AMENDMENT HISTORY

Amendment Number	Amendment Date	Author of Amendment	Previous Report Version	Previous Report Date
Amendment Details				

LIST OF FIGURES

Figure 1 Photograph of EUT	4
Figure 2 Photograph of model number & part number on the EUT	4
Figure 3 Photograph of 6 dBi Transmitter Antenna.....	5
Figure 4 Photograph of 17 dBi Transmitter Antenna-Top view	5
Figure 5 Photograph of 17 dBi Transmitter Antenna-Back view.....	6
Figure 6 Photograph of 17 dBi Receive Antenna	6
Figure 7 Photograph of AC Adapter Top view	7
Figure 8 Photograph of AC Adapter back view	7
Figure 9 Photograph of AC Power chord.....	8
Figure 10 Photograph of RJ45 POE cable	8
Figure 11 Photograph of RJ45 Data cable	9
Figure 12 Photograph of Laptop used to configure EUT	9




Figure 1 Photograph of EUT



Figure 2 Photograph of model number & part number on the EUT



Figure 3 Photograph of 6 dBi Transmitter Antenna



Figure 4 Photograph of 17 dBi Transmitter Antenna-Top view




Figure 5 Photograph of 17 dBi Transmitter Antenna-Back view




Figure 6 Photograph of 17 dBi Receive Antenna



Figure 7 Photograph of AC Adapter Top view



Figure 8 Photograph of AC Adapter back view



Figure 9 Photograph of AC Power chord



Figure 10 Photograph of RJ45 POE cable



Figure 11 Photograph of RJ45 Data cable



Figure 12 Photograph of Laptop used to configure EUT

END OF REPORT