



166 South Carter, Genoa City, WI 53128

Company: Cambium Networks  
Model Tested: C058900P112A  
Report Number: 120126  
DLS Project: 6619

## Appendix B – Measurement Data

### B8.0 Unwanted Emission Levels – RF Conducted

**Rule Section:** Sections 15.407(b)(1) and 15.407(b)(6)

**Test Procedure:** FCC KDB 789033 D02 General UNII Test Procedures v01 – *Guidance for Compliance Testing of Unlicensed National Information Infrastructure (U-NII) Devices – Part 15, Subpart E*  
Section G(1) – Unwanted emissions in the restricted bands  
Section G(2) – Unwanted emissions that fall outside of the restricted bands  
Section G(3) – General Requirements for Unwanted Emissions Measurements  
Section G(4) – Procedure for Unwanted Emissions Measurements Below 1000 MHz  
Section G(5) – Procedure for Unwanted Maximum Emissions Measurements Above 1000 MHz  
Section G(6) – Procedure for Unwanted Average Emissions Measurements Above 1000 MHz  
Section G(6)(c) – Method AD - Average Detection method

Below 1000 MHz

Detector = quasi-peak

Alternately, peak detector is permitted

Peak measurements above 1000 MHz

RBW = 1 MHz

VBW  $\geq$  3 MHz

Detector = peak

Sweep time = auto

Trace mode = max hold

Average measurements above 1000 MHz (required for peak emissions that are above the average limits) –

Method AD (Average Detection)

RBW = 1 MHz

VBW  $\geq$  3 MHz

Detector = RMS (span/(# of points in sweep)  $\leq$  RBW/2)

Averaging type = power

Sweep time = auto

Trace mode = trace average 100 sweeps; increased by a factor of (1 / duty cycle)

For a duty cycle less than 98%, add 10 log (1/duty cycle)

EIRP calculation:

Add upper bound on out-of-band antenna gain to measured antenna port conducted emission power. (This is the maximum in-band gain or 2 dBi, whichever is greater)

Add 10 log(N), where N is the number of output, for MIMO operation

Field strength calculation:

Above 1 GHz:  $E \text{ (dB}\mu\text{V/m)} = \text{EIRP (dBm)} - 20 \log(d\{\text{meters}\}) + 104.77$

Below 1 GHz:  $E \text{ (dB}\mu\text{V/m)} = \text{EIRP (dBm)} - 20 \log(d\{\text{meters}\}) + 104.77 + 4.7 \text{ dB}$

**Limits:** Outside restricted bands: Peak EIRP shall not exceed -27 dBm/MHz  
Inside restricted bands: Peak and Average limits of FCC Part 15.209

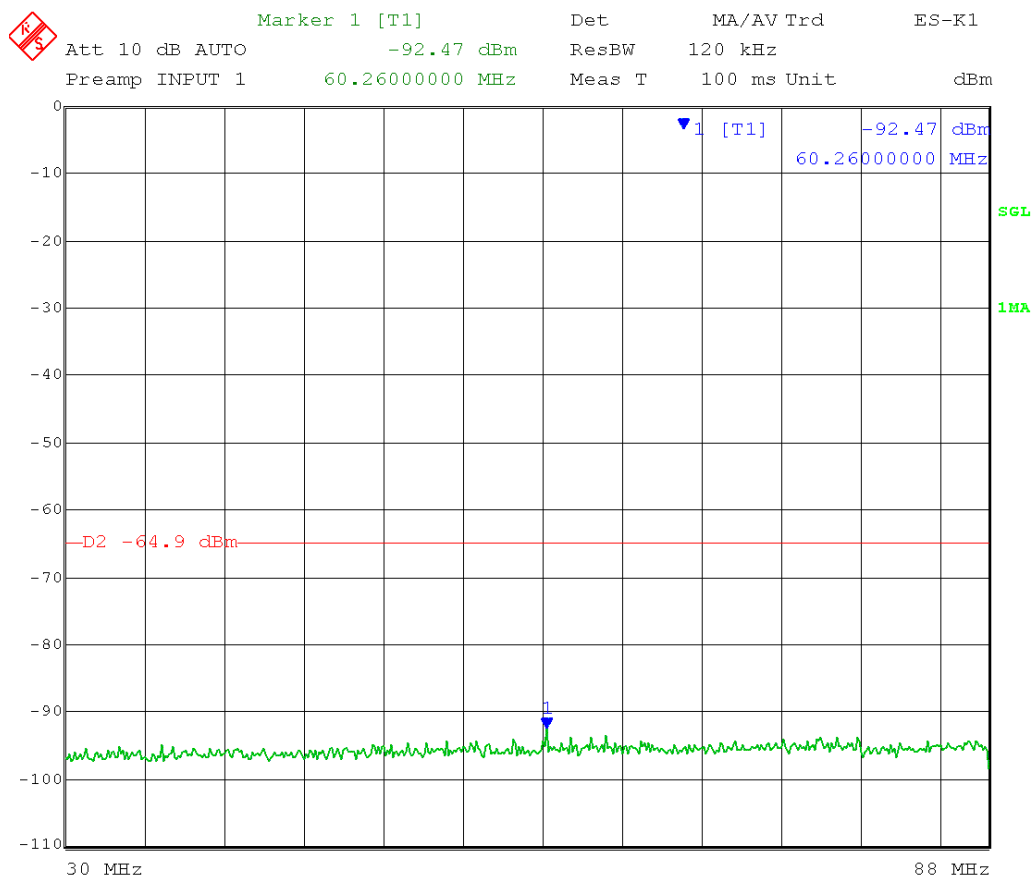
**Notes:** 5 MHz channel bandwidth measurements were taken with Legacy OFDM 54 Mbit/s modulation at the lowest, middle, and highest channels of operation. 40 MHz channel bandwidth measurements were taken with MCS15 OFDM modulation. The EUT was set to transmit continuously with 100% duty cycle.

Test Date: 05-20-2014  
Company: Cambium Networks  
EUT: ePMP 5.1 AP UNII  
Test: Maximum Unwanted Emission Levels - Conducted  
Operator: Craig B / Paul L  
Comment: Detector Bandwidth = 120 kHz  
Detector = Peak  
Low Channel Transmit = 5.160 GHz 5 MHz BW  
Output Power Setting: 18  
Channel 0  
Frequency Range 30 MHz - 88 MHz

Per 789033 D02 General UNII Test Procedures DR02-41759, section II.G.2.(c): “an out-of-band emission that complies with both the average and peak limits of 15.209 is not required to satisfy the -27 dBm/MHz or -17 dBm/MHz maximum emission limit.”

15.209 Limit 30-88 MHz: 40 dBμV/m @ 3 meters

RF conducted limit: 40 dBμV/m -95.2 (3 meters) – 4.7 (ground plane) – 3dB (MIMO) – 2 dBi antenna gain = -64.9 dBm Quasi-Peak



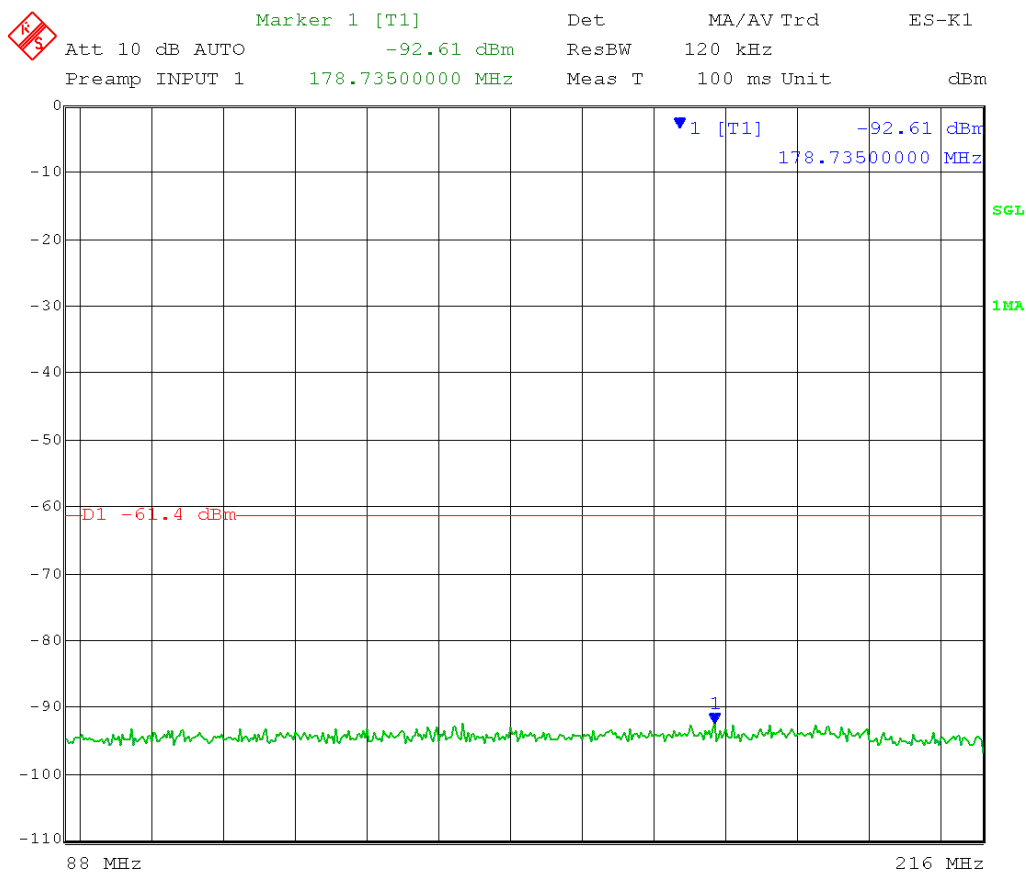
Date: 20.MAY.2014 16:10:37

Test Date: 05-20-2014  
Company: Cambium Networks  
EUT: ePMP 5.1 AP UNII  
Test: Maximum Unwanted Emission Levels - Conducted  
Operator: Craig B / Paul L  
Comment: Detector Bandwidth = 120 kHz  
Detector = Peak  
Low Channel Transmit = 5.160 GHz 5 MHz BW  
Output Power Setting: 18  
Channel 0  
Frequency Range: 88 MHz – 216 MHz

Per 789033 D02 General UNII Test Procedures DR02-41759, section II.G.2.(c): “an out-of-band emission that complies with both the average and peak limits of 15.209 is not required to satisfy the -27 dBm/MHz or -17 dBm/MHz maximum emission limit.”

15.209 Limit 88-216 MHz: 43.5 dB $\mu$ V/m @ 3 meters

RF conducted limit: 43.5 dB $\mu$ V/m -95.2 (3 meters) – 4.7 (ground plane) – 3dB (MIMO) – 2 dBi antenna gain = -61.4 dBm Quasi-Peak



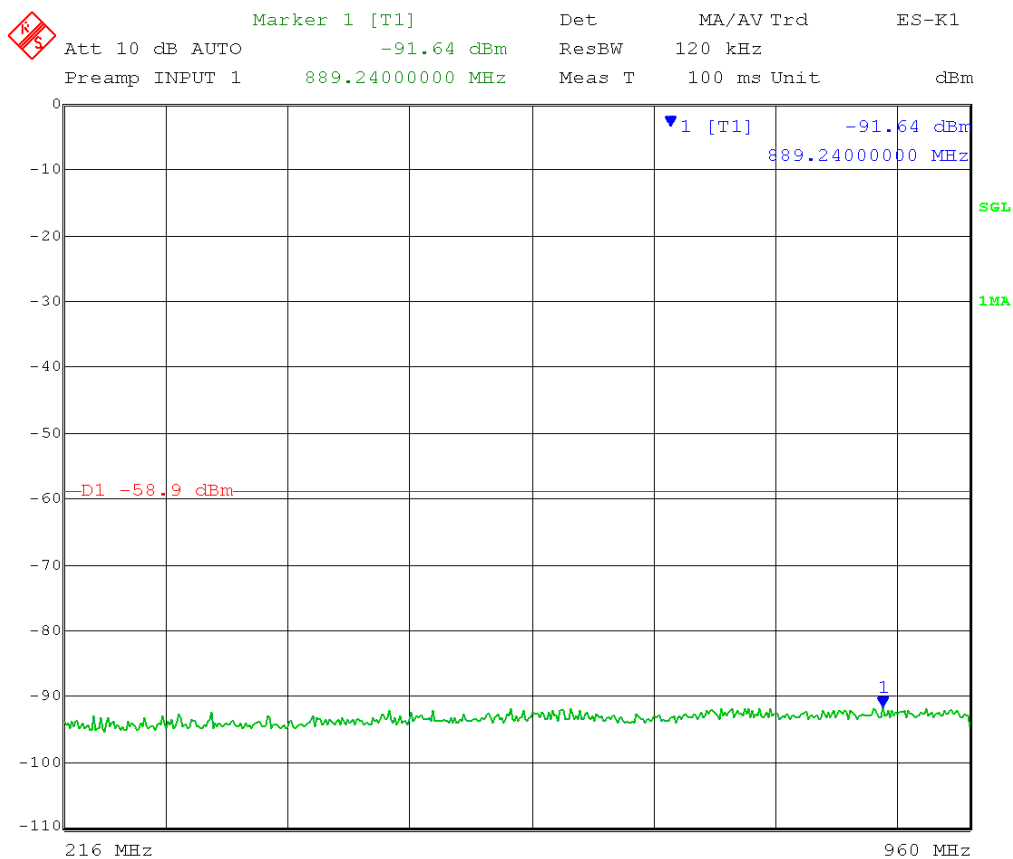
Date: 20.MAY.2014 11:15:45

Test Date: 05-20-2014  
Company: Cambium Networks  
EUT: ePMP 5.1 AP UNII  
Test: Maximum Unwanted Emission Levels - Conducted  
Operator: Craig B / Paul L  
Comment: Detector Bandwidth = 120 kHz  
Detector = Peak  
Low Channel Transmit = 5.160 GHz 5 MHz BW  
Output Power Setting: 18  
Channel 0  
Frequency Range: 216 MHz – 960 MHz

Per 789033 D02 General UNII Test Procedures DR02-41759, section II.G.2.(c): “an out-of-band emission that complies with both the average and peak limits of 15.209 is not required to satisfy the -27 dBm/MHz or -17 dBm/MHz maximum emission limit.”

15.209 Limit 216-960 MHz: 46 dB $\mu$ V/m @ 3 meters

RF conducted limit: 46 dB $\mu$ V/m -95.2 (3 meters) – 4.7 (ground plane) – 3dB (MIMO) – 2 dBi antenna gain = -58.9 dBm Quasi-Peak



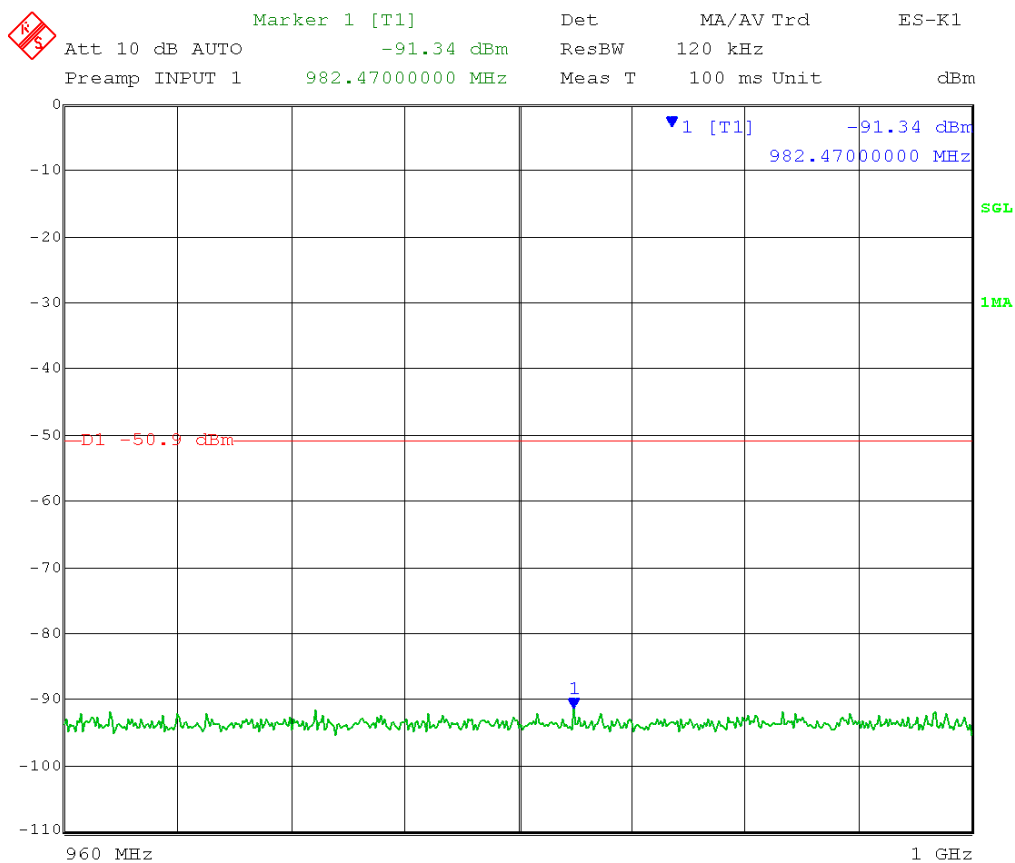
Date: 20.MAY.2014 11:20:00

Test Date: 05-20-2014  
Company: Cambium Networks  
EUT: ePMP 5.1 AP UNII  
Test: Maximum Unwanted Emission Levels - Conducted  
Operator: Craig B / Paul L  
Comment: Detector Bandwidth = 120 kHz  
Detector = Peak  
Low Channel Transmit = 5.160 GHz 5 MHz BW  
Output Power Setting: 18  
Channel 0  
Frequency Range: 960 MHz – 1000 MHz

Per 789033 D02 General UNII Test Procedures DR02-41759, section II.G.2.(c): “an out-of-band emission that complies with both the average and peak limits of 15.209 is not required to satisfy the -27 dBm/MHz or -17 dBm/MHz maximum emission limit.”

15.209 Limit 960-1000 MHz: 54 dB $\mu$ V/m @ 3 meters

RF conducted limit: 54 dB $\mu$ V/m -95.2 (3 meters) – 4.7 (ground plane) – 3dB (MIMO) – 2 dBi antenna gain = -50.9 dBm Quasi-Peak



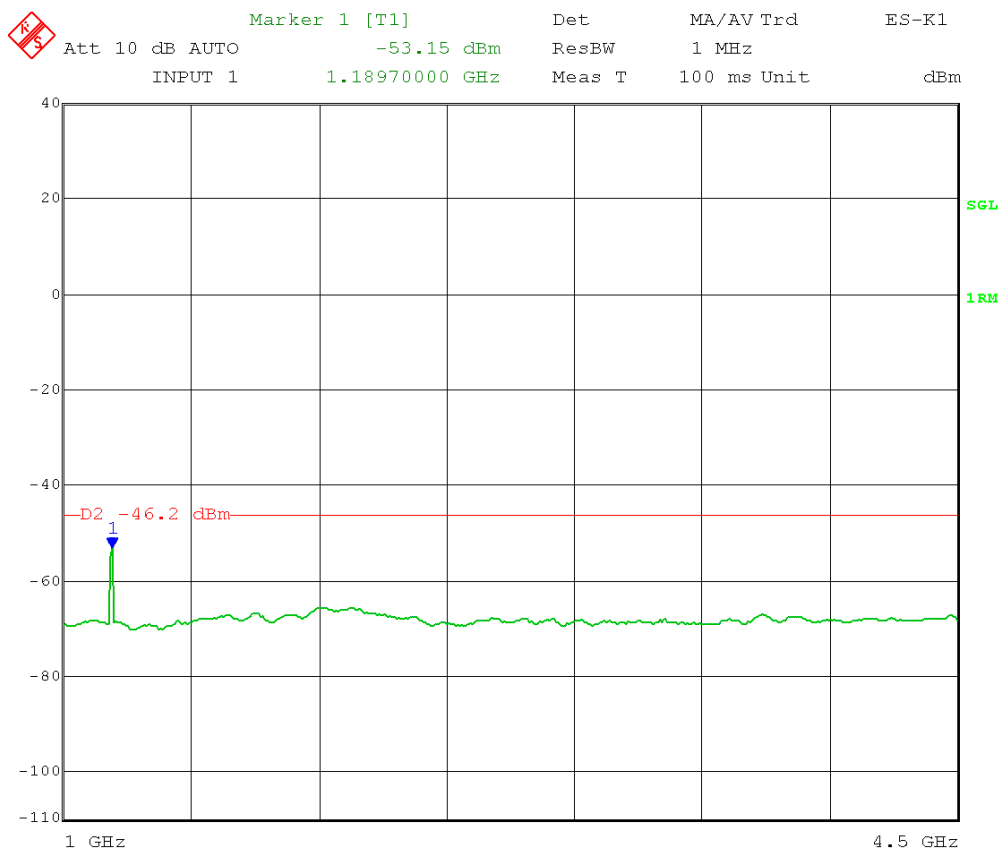
Date: 20.MAY.2014 11:33:05

Test Date: 05-28-2014  
Company: Cambium Networks  
EUT: ePMP 5.1 AP UNII  
Test: Maximum Unwanted Emission Levels - Conducted  
Operator: Craig B / Paul L  
Comment: Detector Bandwidth = 1 MHz  
Detector = RMS  
Low Channel Transmit = 5.160 GHz 5 MHz BW  
Output Power Setting: 18  
Channel 0  
Frequency Range: 1 – 4.5 GHz

Per 789033 D02 General UNII Test Procedures DR02-41759, section II.G.2.(c): “an out-of-band emission that complies with both the average and peak limits of 15.209 is not required to satisfy the -27 dBm/MHz or -17 dBm/MHz maximum emission limit.”

15.209 Average limit: 54 dB $\mu$ V/m @ 3 meters

RF conducted limit: 54 dB $\mu$ V/m -95.2 (3 meters) – 3 dB (MIMO) – 2 dBi antenna gain  
= -46.2 dBm Average



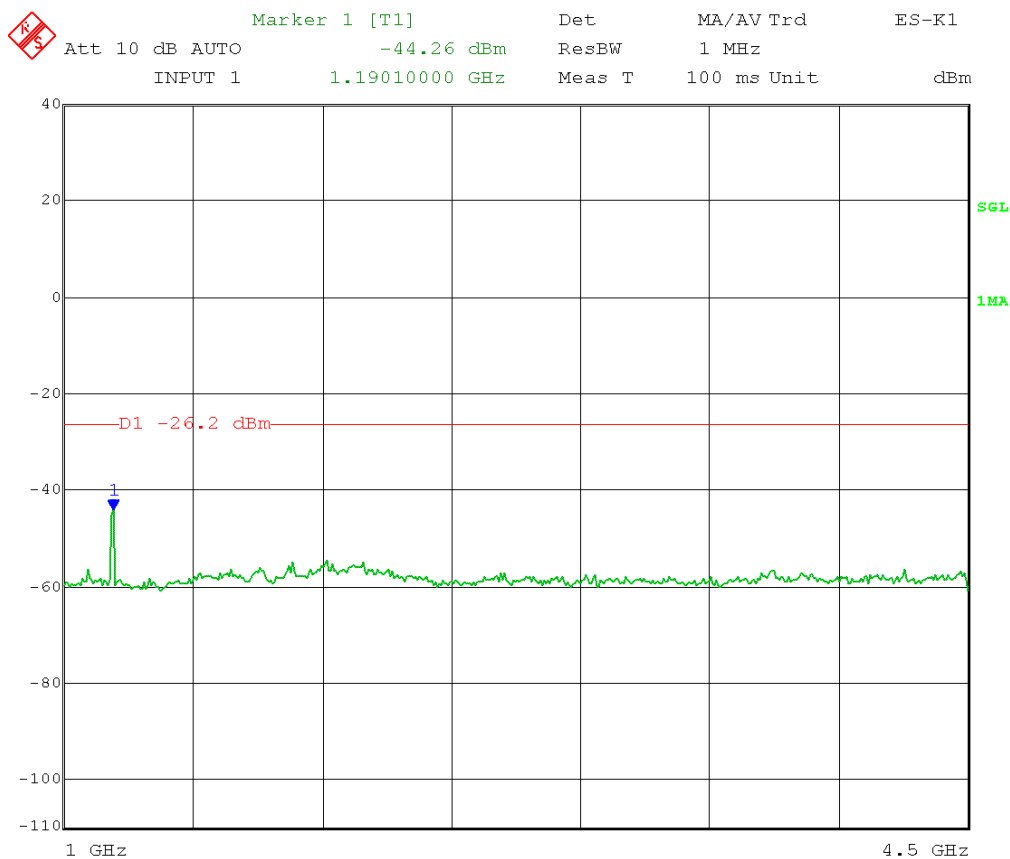
Date: 28.MAY.2014 11:44:20

Test Date: 05-20-2014  
Company: Cambium Networks  
EUT: ePMP 5.1 AP UNII  
Test: Maximum Unwanted Emission Levels - Conducted  
Operator: Craig B / Paul L  
Comment: Detector Bandwidth = 1 MHz  
Detector = Peak  
Low Channel Transmit = 5.160 GHz 5 MHz BW  
Output Power Setting: 18  
Channel 0  
Frequency Range: 1 – 4.5 GHz

Per 789033 D02 General UNII Test Procedures DR02-41759, section II.G.2.(c): “an out-of-band emission that complies with both the average and peak limits of 15.209 is not required to satisfy the -27 dBm/MHz or -17 dBm/MHz maximum emission limit.”

15.209 Peak limit: 74 dBμV/m @ 3 meters

RF conducted limit: 74 dBμV/m -95.2 (3 meters) – 3 dB (MIMO) – 2 dBi antenna gain  
= -26.2 dBm Peak



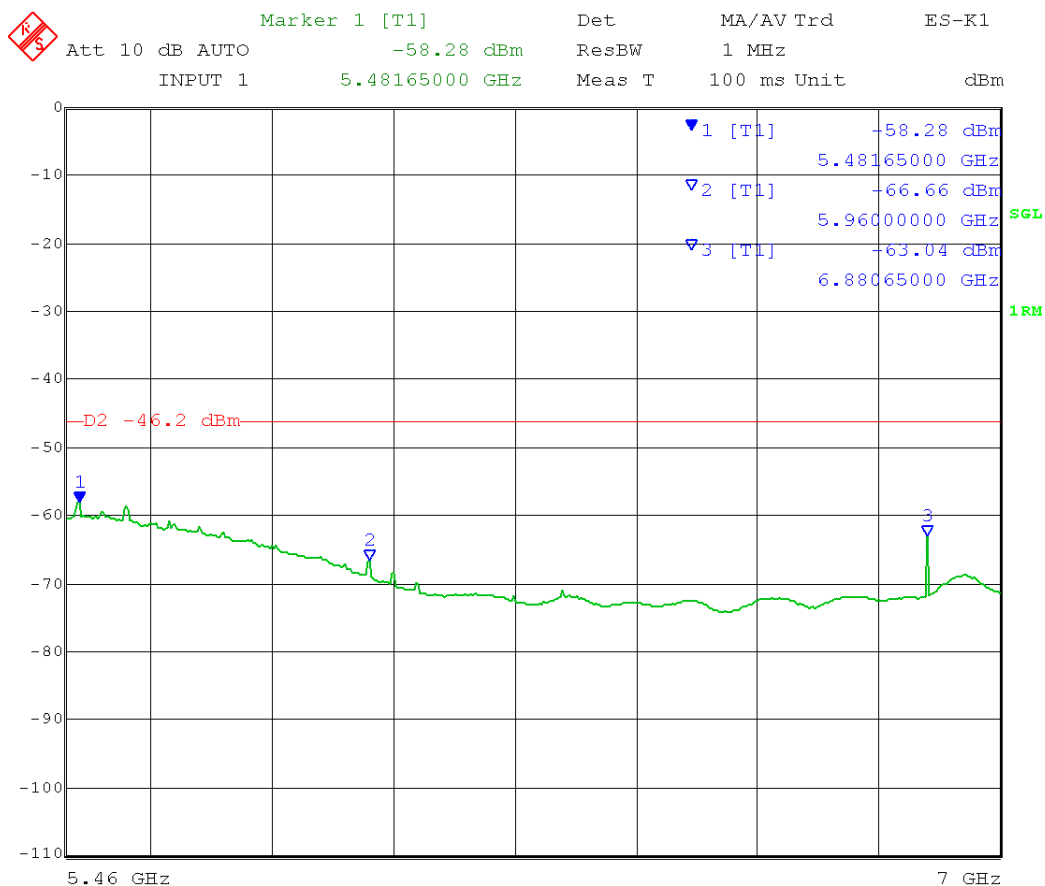
Date: 28.MAY.2014 11:45:19

Test Date: 05-20-2014  
 Company: Cambium Networks  
 EUT: ePMP 5.1 AP UNII  
 Test: Maximum Unwanted Emission Levels - Conducted  
 Operator: Craig B / Paul L  
 Comment: Detector Bandwidth = 1 MHz  
           Detector = RMS  
           Low Channel Transmit = 5.160 GHz                      5 MHz BW  
           Output Power Setting: 18  
           Channel 0  
           Frequency Range: 5.46 – 7 GHz

Per 789033 D02 General UNII Test Procedures DR02-41759, section II.G.2.(c): “an out-of-band emission that complies with both the average and peak limits of 15.209 is not required to satisfy the -27 dBm/MHz or -17 dBm/MHz maximum emission limit.”

15.209 Average limit: 54 dBμV/m @ 3 meters

RF conducted limit: 54 dBμV/m -95.2 (3 meters) – 3 dB (MIMO) – 2 dBi antenna gain  
 = -46.2 dBm Average



Date: 20.MAY.2014 14:45:01

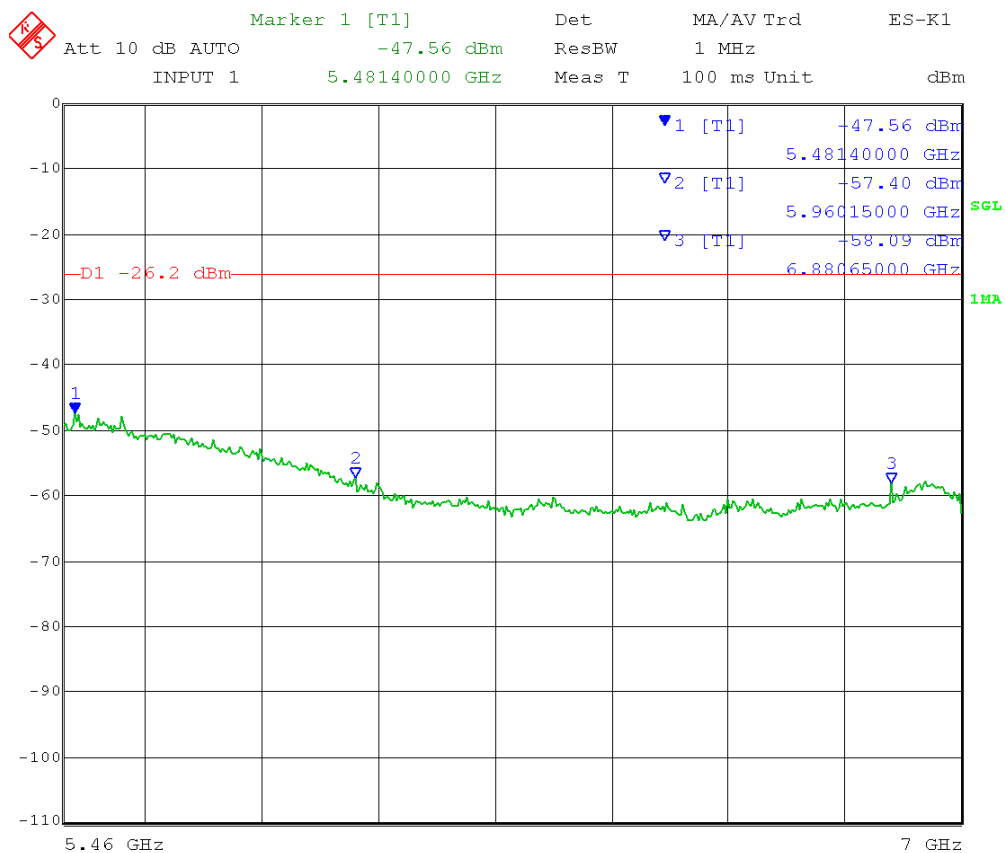


Test Date: 05-20-2014  
 Company: Cambium Networks  
 EUT: ePMP 5.1 AP UNII  
 Test: Maximum Unwanted Emission Levels - Conducted  
 Operator: Craig B / Paul L  
 Comment: Detector Bandwidth = 1 MHz  
           Detector = Peak  
           Low Channel Transmit = 5.160 GHz           5 MHz BW  
           Output Power Setting: 18  
           Channel 0  
           Frequency Range: 5.46 – 7 GHz

Per 789033 D02 General UNII Test Procedures DR02-41759, section II.G.2.(c): “an out-of-band emission that complies with both the average and peak limits of 15.209 is not required to satisfy the -27 dBm/MHz or -17 dBm/MHz maximum emission limit.”

15.209 Peak limit: 74 dBμV/m @ 3 meters

RF conducted limit: 74 dBμV/m -95.2 (3 meters) – 3 dB (MIMO) – 2 dBi antenna gain  
= -26.2 dBm Peak



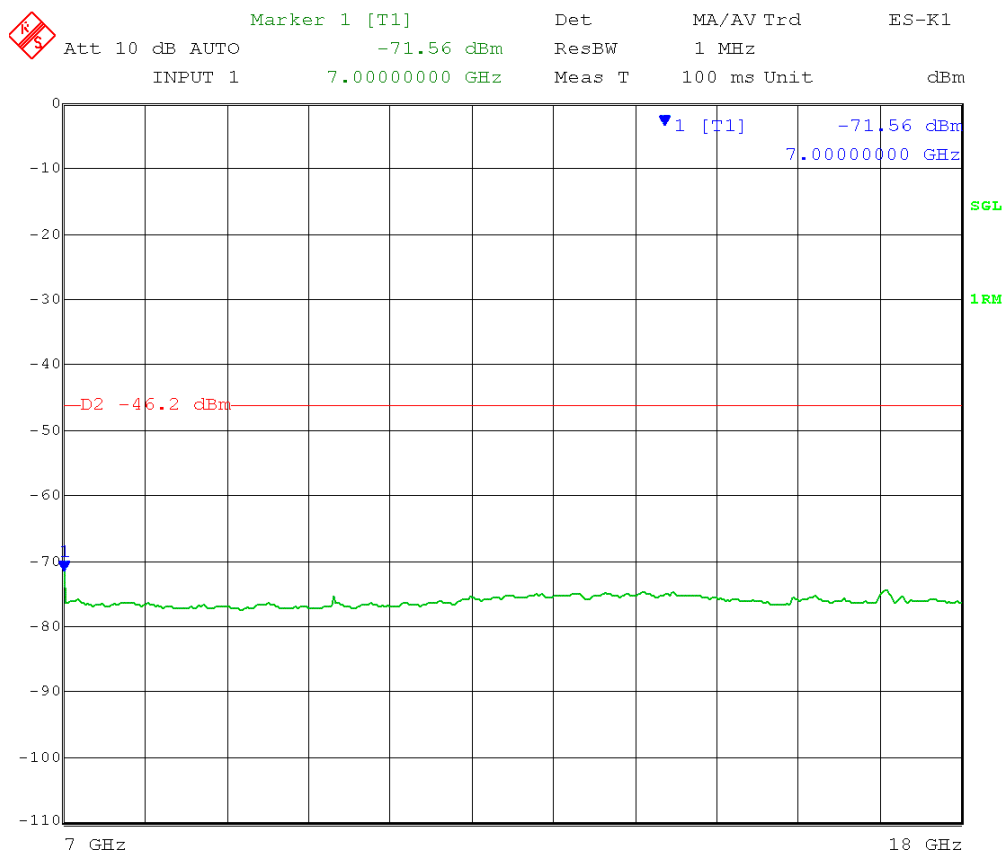
Date: 20.MAY.2014 14:43:43

Test Date: 05-20-2014  
Company: Cambium Networks  
EUT: ePMP 5.1 AP UNII  
Test: Maximum Unwanted Emission Levels - Conducted  
Operator: Craig B / Paul L  
Comment: Detector Bandwidth = 1 MHz  
Detector = RMS  
Low Channel Transmit = 5.160 GHz 5 MHz BW  
Output Power Setting: 18  
Channel 0  
Frequency Range: 7 – 18 GHz

Per 789033 D02 General UNII Test Procedures DR02-41759, section II.G.2.(c): “an out-of-band emission that complies with both the average and peak limits of 15.209 is not required to satisfy the -27 dBm/MHz or -17 dBm/MHz maximum emission limit.”

15.209 Average limit: 54 dB $\mu$ V/m @ 3 meters

RF conducted limit: 54 dB $\mu$ V/m -95.2 (3 meters) – 3 dB (MIMO) – 2 dBi antenna gain  
= -46.2 dBm Average



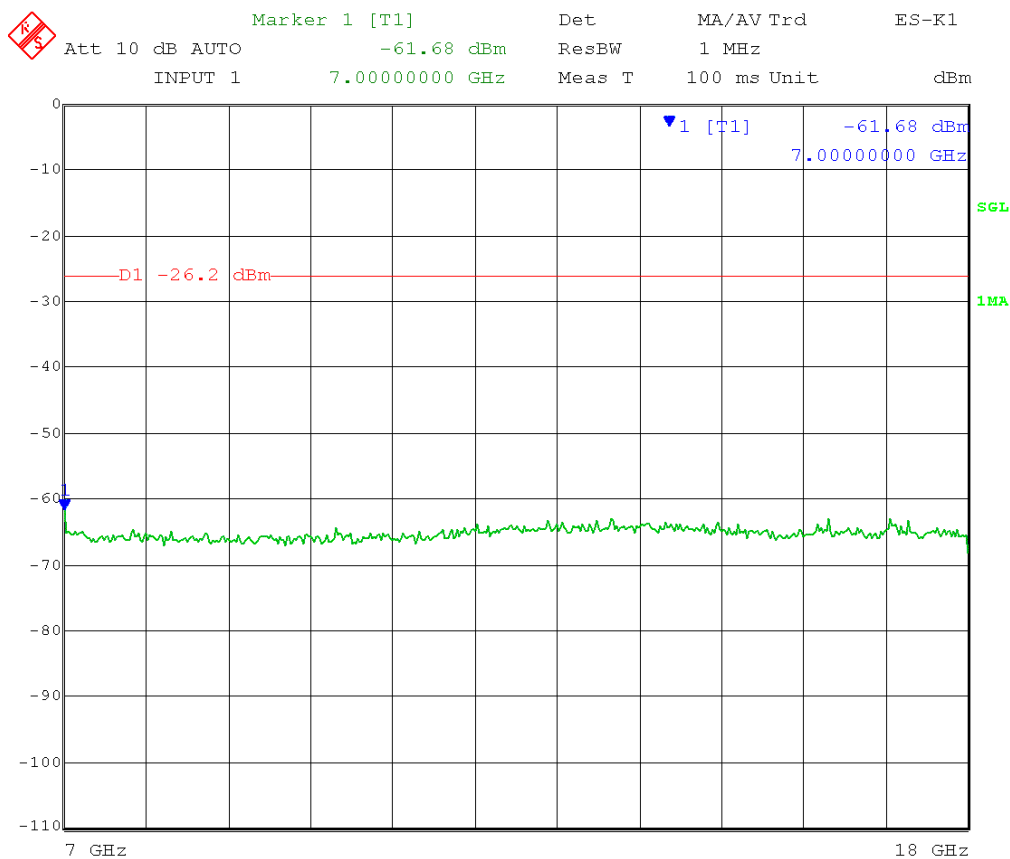
Date: 20.MAY.2014 14:53:04

Test Date: 05-20-2014  
Company: Cambium Networks  
EUT: ePMP 5.1 AP UNII  
Test: Maximum Unwanted Emission Levels - Conducted  
Operator: Craig B / Paul L  
Comment: Detector Bandwidth = 1 MHz  
Detector = Peak  
Low Channel Transmit = 5.160 GHz 5 MHz BW  
Output Power Setting: 18  
Channel 0  
Frequency Range: 7 – 18 GHz

Per 789033 D02 General UNII Test Procedures DR02-41759, section II.G.2.(c): “an out-of-band emission that complies with both the average and peak limits of 15.209 is not required to satisfy the -27 dBm/MHz or -17 dBm/MHz maximum emission limit.”

15.209 Peak limit: 74 dBμV/m @ 3 meters

RF conducted limit: 74 dBμV/m -95.2 (3 meters) – 3 dB (MIMO) – 2 dBi antenna gain  
= -26.2 dBm Peak



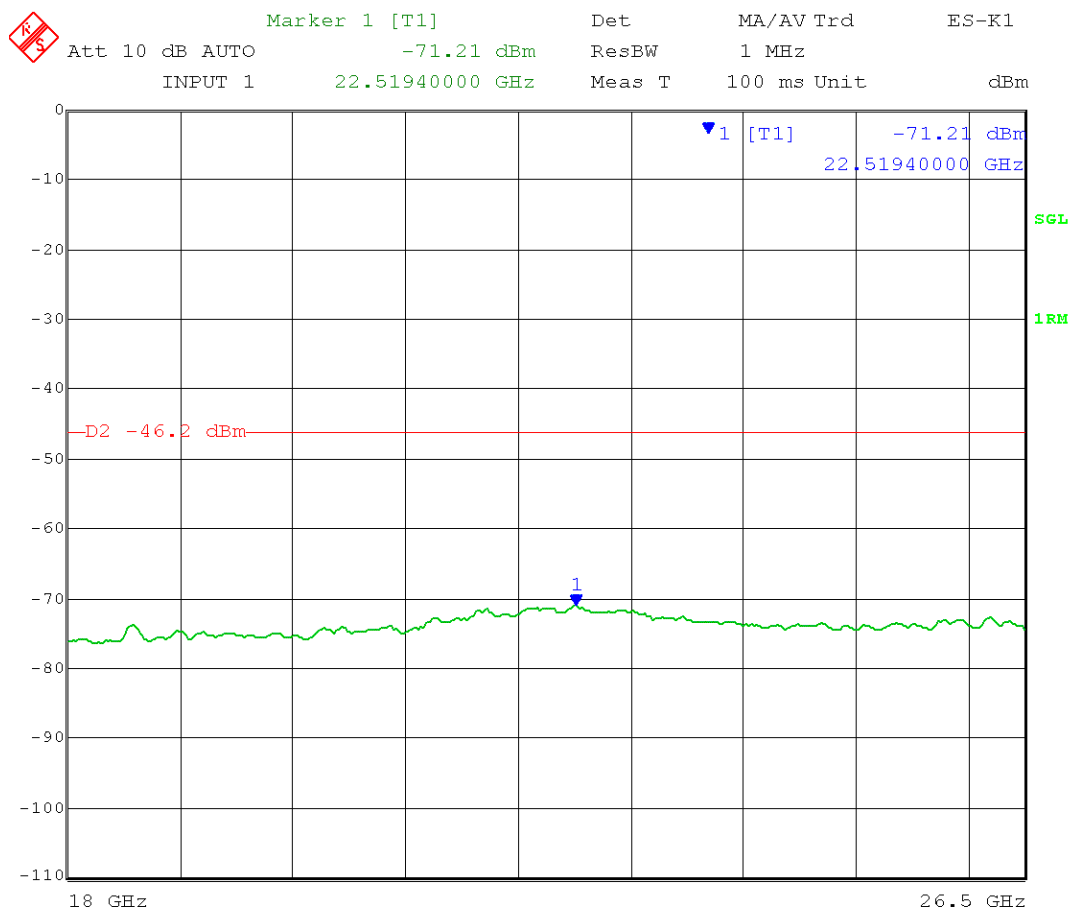
Date: 20.MAY.2014 15:03:40

Test Date: 05-20-2014  
 Company: Cambium Networks  
 EUT: ePMP 5.1 AP UNII  
 Test: Maximum Unwanted Emission Levels - Conducted  
 Operator: Craig B / Paul L  
 Comment: Detector Bandwidth = 1 MHz  
           Detector = RMS  
           Low Channel Transmit = 5.160 GHz           5 MHz BW  
           Output Power Setting: 18  
           Channel 0  
           Frequency Range: 18 – 26.5 GHz

Per 789033 D02 General UNII Test Procedures DR02-41759, section II.G.2.(c): “an out-of-band emission that complies with both the average and peak limits of 15.209 is not required to satisfy the -27 dBm/MHz or -17 dBm/MHz maximum emission limit.”

15.209 Average limit: 54 dBμV/m @ 3 meters

RF conducted limit: 54 dBμV/m -95.2 (3 meters) – 3 dB (MIMO) – 2 dBi antenna gain  
 = -46.2 dBm Average



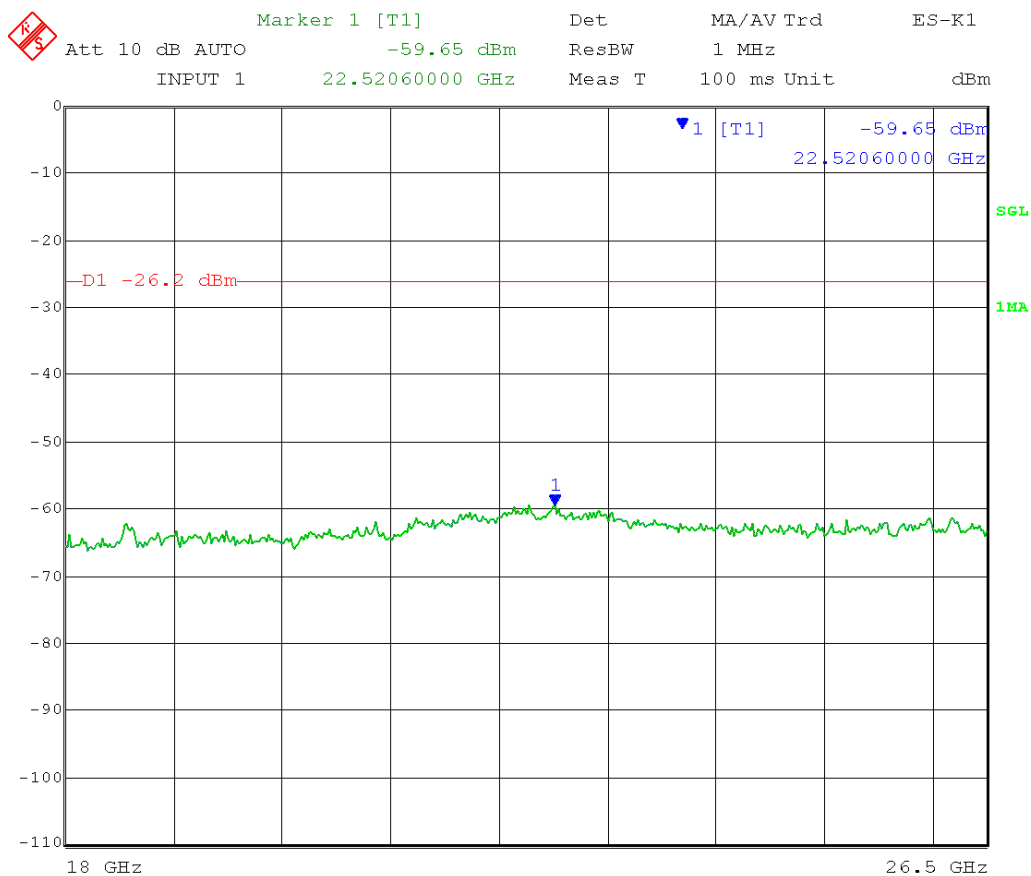
Date: 20.MAY.2014 15:43:14

Test Date: 05-20-2014  
Company: Cambium Networks  
EUT: ePMP 5.1 AP UNII  
Test: Maximum Unwanted Emission Levels - Conducted  
Operator: Craig B / Paul L  
Comment: Detector Bandwidth = 1 MHz  
Detector = Peak  
Low Channel Transmit = 5.160 GHz 5 MHz BW  
Output Power Setting: 18  
Channel 0  
Frequency Range: 18 – 26.5 GHz

Per 789033 D02 General UNII Test Procedures DR02-41759, section II.G.2.(c): “an out-of-band emission that complies with both the average and peak limits of 15.209 is not required to satisfy the -27 dBm/MHz or -17 dBm/MHz maximum emission limit.”

15.209 Peak limit: 74 dBμV/m @ 3 meters

RF conducted limit: 74 dBμV/m -95.2 (3 meters) – 3 dB (MIMO) – 2 dBi antenna gain  
= -26.2 dBm Peak



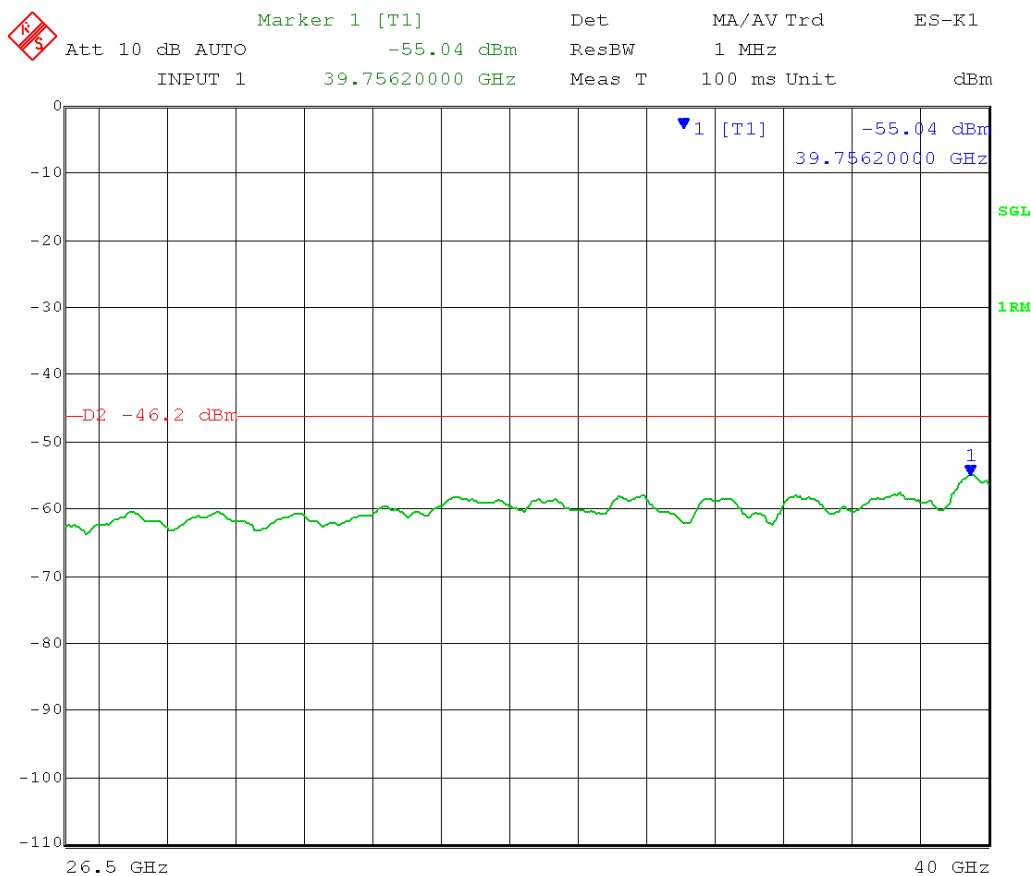
Date: 20.MAY.2014 15:44:29

Test Date: 05-20-2014  
Company: Cambium Networks  
EUT: ePMP 5.1 AP UNII  
Test: Maximum Unwanted Emission Levels - Conducted  
Operator: Craig B / Paul L  
Comment: Detector Bandwidth = 1 MHz  
Detector = RMS  
Low Channel Transmit = 5.160 GHz 5 MHz BW  
Output Power Setting: 18  
Channel 0  
Frequency Range: 26.5 – 40 GHz

Per 789033 D02 General UNII Test Procedures DR02-41759, section II.G.2.(c): “an out-of-band emission that complies with both the average and peak limits of 15.209 is not required to satisfy the -27 dBm/MHz or -17 dBm/MHz maximum emission limit.”

15.209 Average limit: 54 dB $\mu$ V/m @ 3 meters

RF conducted limit: 54 dB $\mu$ V/m -95.2 (3 meters) – 3 dB (MIMO) – 2 dBi antenna gain  
= -46.2 dBm Average



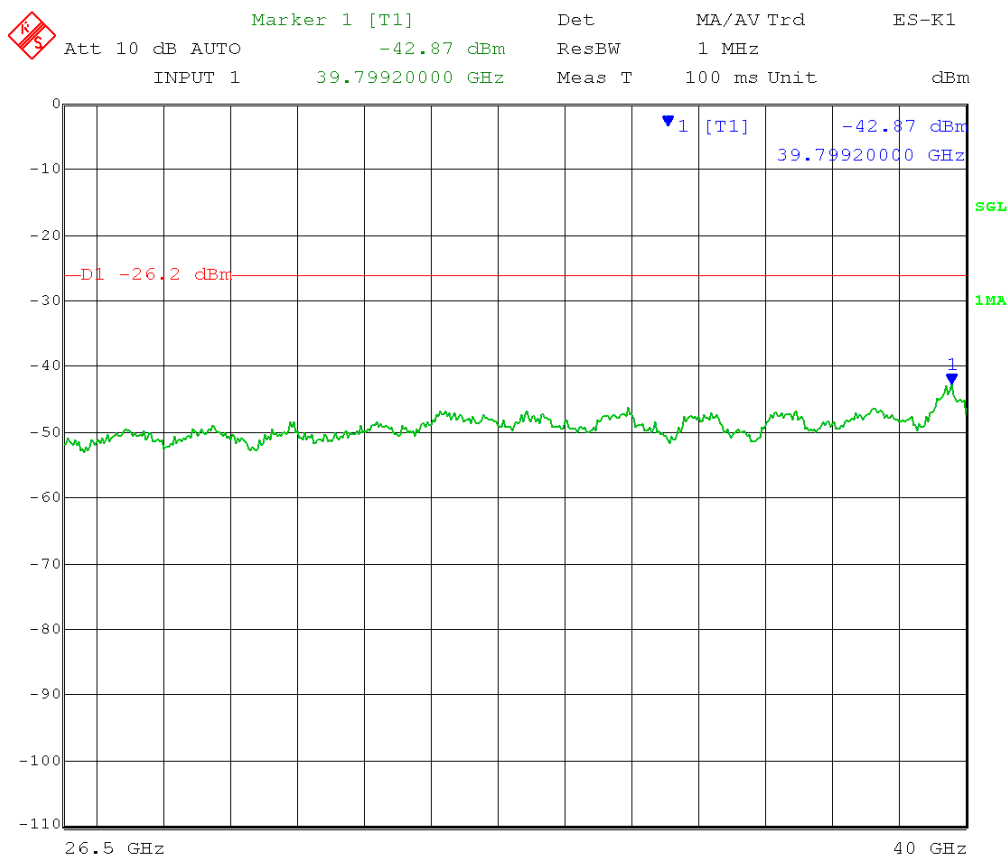
Date: 20.MAY.2014 15:52:59

Test Date: 05-20-2014  
Company: Cambium Networks  
EUT: ePMP 5.1 AP UNII  
Test: Maximum Unwanted Emission Levels - Conducted  
Operator: Craig B / Paul L  
Comment: Detector Bandwidth = 1 MHz  
Detector = Peak  
Low Channel Transmit = 5.160 GHz 5 MHz BW  
Output Power Setting: 18  
Channel 0  
Frequency Range: 26.5 – 40 GHz

Per 789033 D02 General UNII Test Procedures DR02-41759, section II.G.2.(c): “an out-of-band emission that complies with both the average and peak limits of 15.209 is not required to satisfy the -27 dBm/MHz or -17 dBm/MHz maximum emission limit.”

15.209 Peak limit: 74 dBμV/m @ 3 meters

RF conducted limit: 74 dBμV/m -95.2 (3 meters) – 3 dB (MIMO) – 2 dBi antenna gain  
= -26.2 dBm Peak



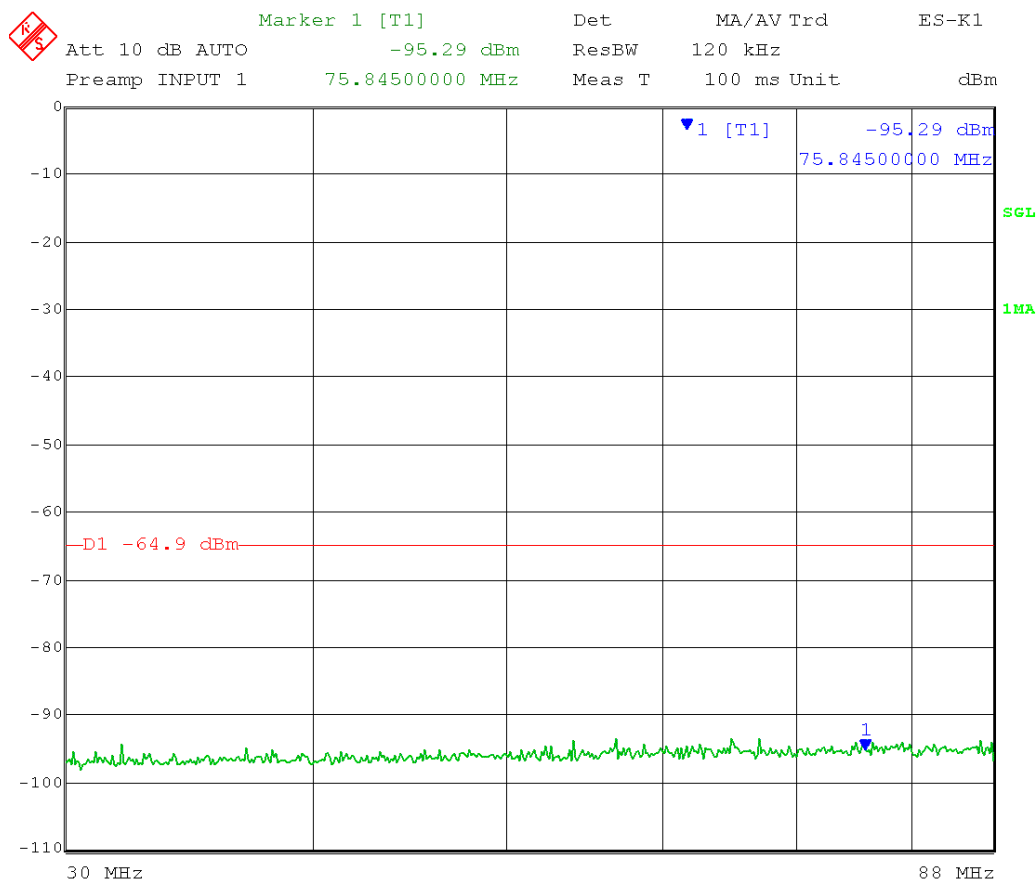
Date: 20.MAY.2014 15:50:11

Test Date: 05-20-2014  
 Company: Cambium Networks  
 EUT: ePMP 5.1 AP UNII  
 Test: Maximum Unwanted Emission Levels - Conducted  
 Operator: Craig B / Paul L  
 Comment: Detector Bandwidth = 120 kHz  
 Detector = Peak  
 Mid Channel Transmit = 5.200 GHz      5 MHz BW  
 Output Power Setting: 18  
 Channel 0  
 Frequency Range 30 MHz - 88 MHz

Per 789033 D02 General UNII Test Procedures DR02-41759, section II.G.2.(c): “an out-of-band emission that complies with both the average and peak limits of 15.209 is not required to satisfy the -27 dBm/MHz or -17 dBm/MHz maximum emission limit.”

15.209 Limit 30-88 MHz: 40 dBμV/m @ 3 meters

RF conducted limit: 40 dBμV/m -95.2 (3 meters) – 4.7 (ground plane) – 3dB (MIMO) – 2 dBi antenna gain = -64.9 dBm Quasi-Peak



Date: 20.MAY.2014 10:57:37

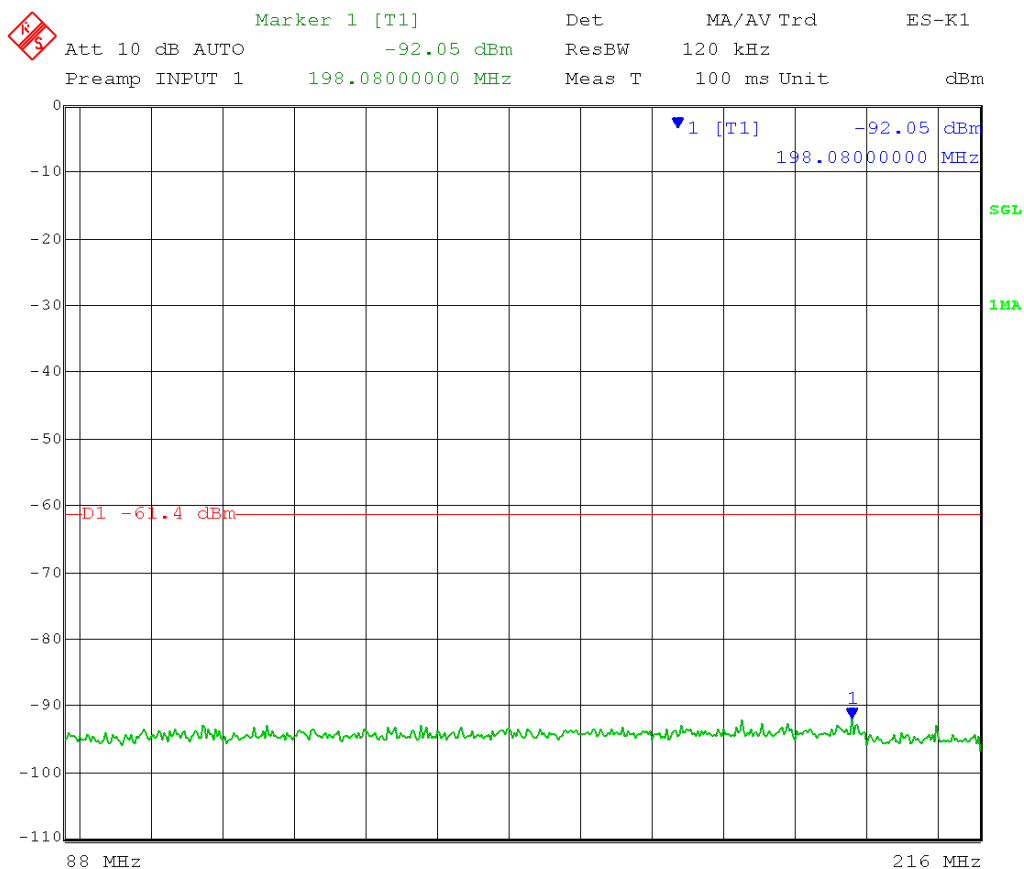


Test Date: 05-20-2014  
Company: Cambium Networks  
EUT: ePMP 5.1 AP UNII  
Test: Maximum Unwanted Emission Levels - Conducted  
Operator: Craig B / Paul L  
Comment: Detector Bandwidth = 120 kHz  
Detector = Peak  
Mid Channel Transmit = 5.200 GHz 5 MHz BW  
Output Power Setting: 18  
Channel 0  
Frequency Range: 88 MHz – 216 MHz

Per 789033 D02 General UNII Test Procedures DR02-41759, section II.G.2.(c): “an out-of-band emission that complies with both the average and peak limits of 15.209 is not required to satisfy the -27 dBm/MHz or -17 dBm/MHz maximum emission limit.”

15.209 Limit 88-216 MHz: 43.5 dB $\mu$ V/m @ 3 meters

RF conducted limit: 43.5 dB $\mu$ V/m -95.2 (3 meters) – 4.7 (ground plane) – 3dB (MIMO) – 2 dBi antenna gain = -61.4 dBm Quasi-Peak



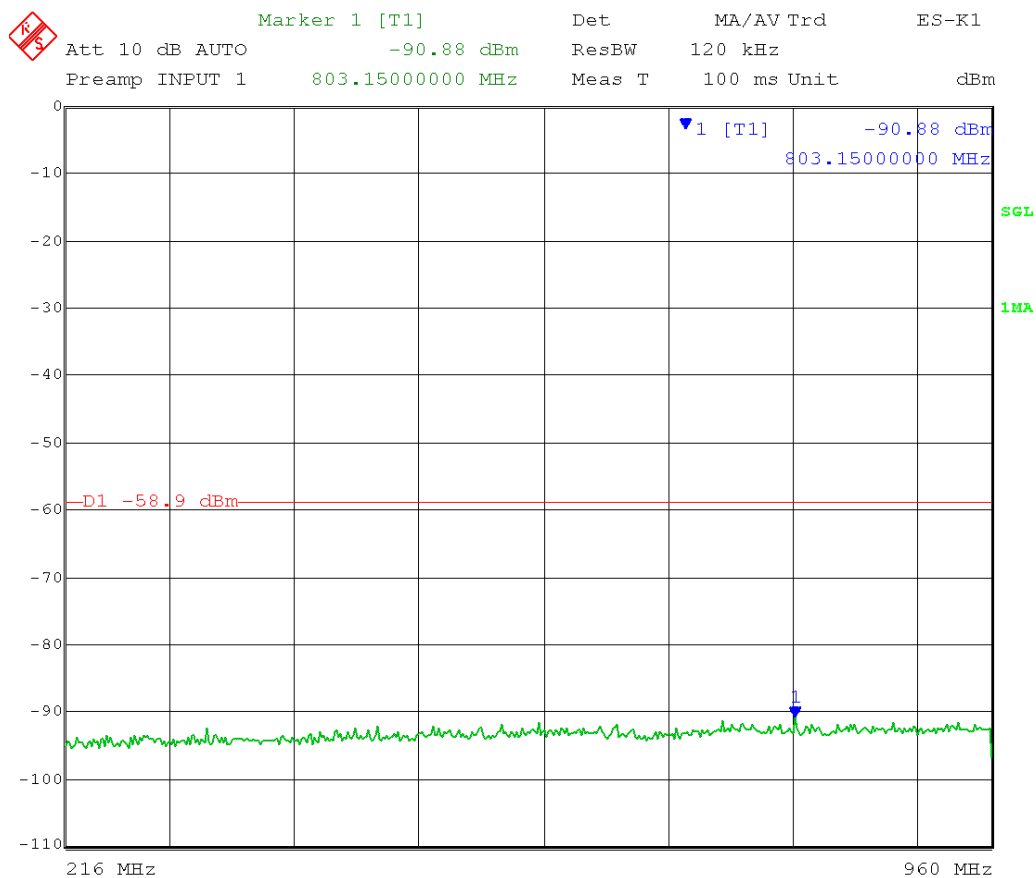
Date: 20.MAY.2014 11:13:34

Test Date: 05-20-2014  
Company: Cambium Networks  
EUT: ePMP 5.1 AP UNII  
Test: Maximum Unwanted Emission Levels - Conducted  
Operator: Craig B / Paul L  
Comment: Detector Bandwidth = 120 kHz  
Detector = Peak  
Mid Channel Transmit = 5.200 GHz 5 MHz BW  
Output Power Setting: 18  
Channel 0  
Frequency Range: 216 MHz – 960 MHz

Per 789033 D02 General UNII Test Procedures DR02-41759, section II.G.2.(c): “an out-of-band emission that complies with both the average and peak limits of 15.209 is not required to satisfy the -27 dBm/MHz or -17 dBm/MHz maximum emission limit.”

15.209 Limit 216-960 MHz: 46 dBμV/m @ 3 meters

RF conducted limit: 46 dBμV/m -95.2 (3 meters) – 4.7 (ground plane) – 3dB (MIMO) – 2 dBi antenna gain = -58.9 dBm Quasi-Peak



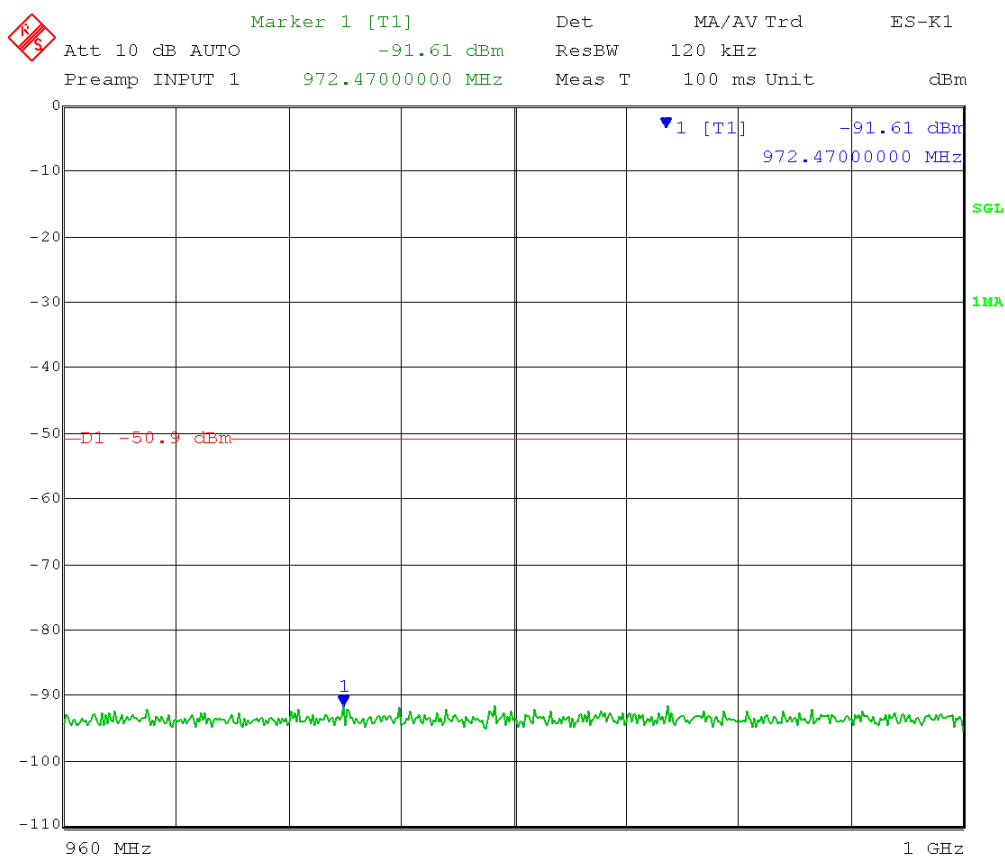
Date: 20.MAY.2014 11:22:34

Test Date: 05-20-2014  
Company: Cambium Networks  
EUT: ePMP 5.1 AP UNII  
Test: Maximum Unwanted Emission Levels - Conducted  
Operator: Craig B / Paul L  
Comment: Detector Bandwidth = 120 kHz  
Detector = Peak  
Mid Channel Transmit = 5.200 GHz 5 MHz BW  
Output Power Setting: 18  
Channel 0  
Frequency Range: 960 MHz – 1000 MHz

Per 789033 D02 General UNII Test Procedures DR02-41759, section II.G.2.(c): “an out-of-band emission that complies with both the average and peak limits of 15.209 is not required to satisfy the -27 dBm/MHz or -17 dBm/MHz maximum emission limit.”

15.209 Limit 960-1000 MHz: 54 dBμV/m @ 3 meters

RF conducted limit: 54 dBμV/m -95.2 (3 meters) – 4.7 (ground plane) – 3dB (MIMO) – 2 dBi antenna gain = -50.9 dBm Quasi-Peak



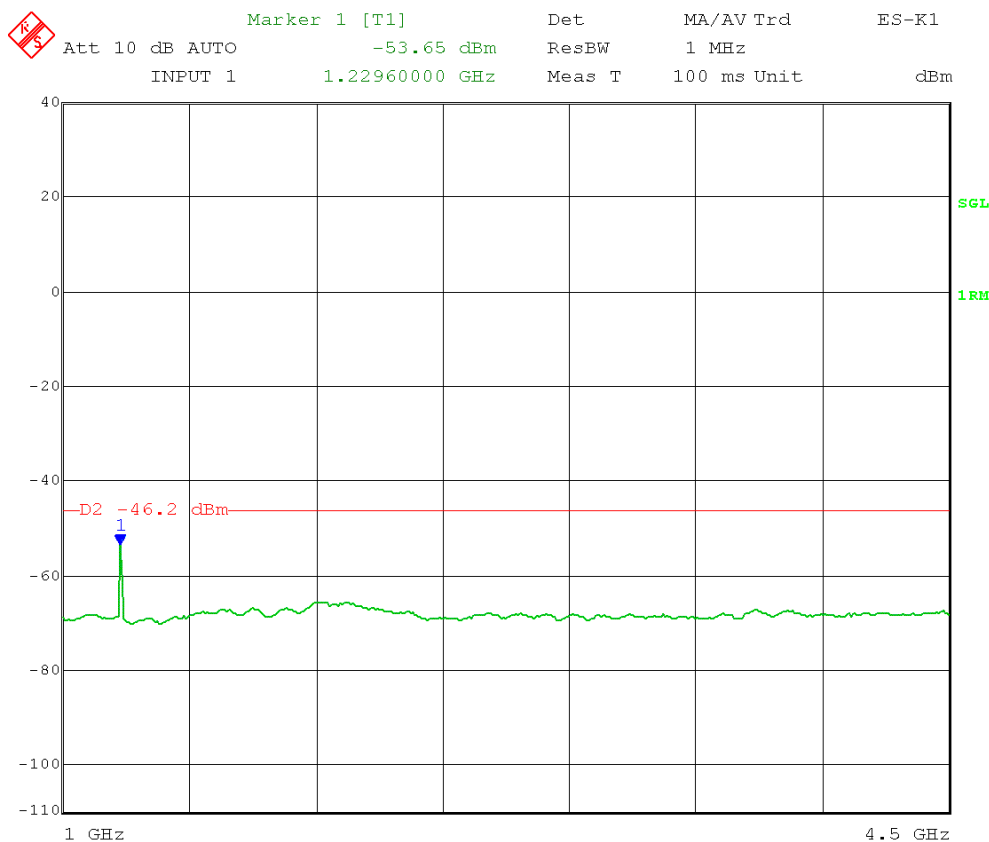
Date: 20.MAY.2014 11:28:13

Test Date: 05-28-2014  
Company: Cambium Networks  
EUT: ePMP 5.1 AP UNII  
Test: Maximum Unwanted Emission Levels - Conducted  
Operator: Craig B / Paul L  
Comment: Detector Bandwidth = 1 MHz  
Detector = RMS  
Mid Channel Transmit = 5.200 GHz 5 MHz BW  
Output Power Setting: 18  
Channel 0  
Frequency Range: 1 – 4.5 GHz

Per 789033 D02 General UNII Test Procedures DR02-41759, section II.G.2.(c): “an out-of-band emission that complies with both the average and peak limits of 15.209 is not required to satisfy the -27 dBm/MHz or -17 dBm/MHz maximum emission limit.”

15.209 Average limit: 54 dB $\mu$ V/m @ 3 meters

RF conducted limit: 54 dB $\mu$ V/m -95.2 (3 meters) – 3 dB (MIMO) – 2 dBi antenna gain  
= -46.2 dBm Average



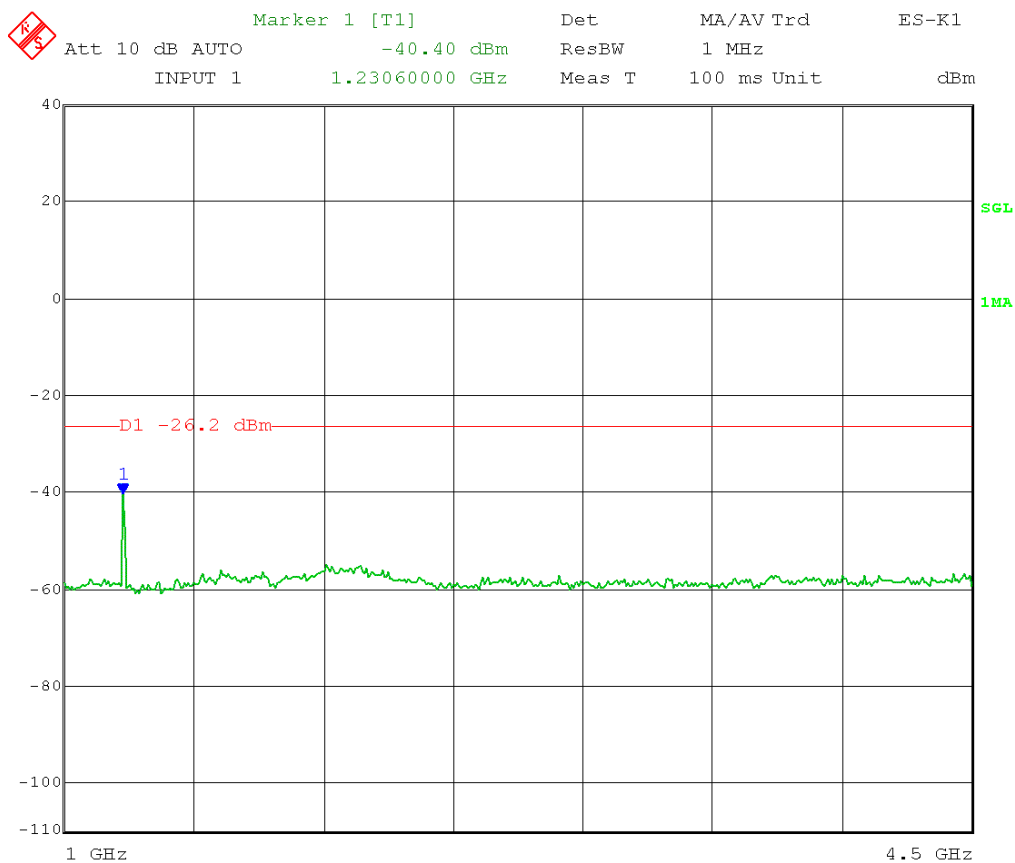
Date: 28.MAY.2014 11:46:49

Test Date: 05-28-2014  
Company: Cambium Networks  
EUT: ePMP 5.1 AP UNII  
Test: Maximum Unwanted Emission Levels - Conducted  
Operator: Craig B / Paul L  
Comment: Detector Bandwidth = 1 MHz  
Detector = Peak  
Mid Channel Transmit = 5.200 GHz 5 MHz BW  
Output Power Setting: 18  
Channel 0  
Frequency Range: 1 – 4.5 GHz

Per 789033 D02 General UNII Test Procedures DR02-41759, section II.G.2.(c): “an out-of-band emission that complies with both the average and peak limits of 15.209 is not required to satisfy the -27 dBm/MHz or -17 dBm/MHz maximum emission limit.”

15.209 Peak limit: 74 dBμV/m @ 3 meters

RF conducted limit: 74 dBμV/m -95.2 (3 meters) – 3 dB (MIMO) – 2 dBi antenna gain  
= -26.2 dBm Peak



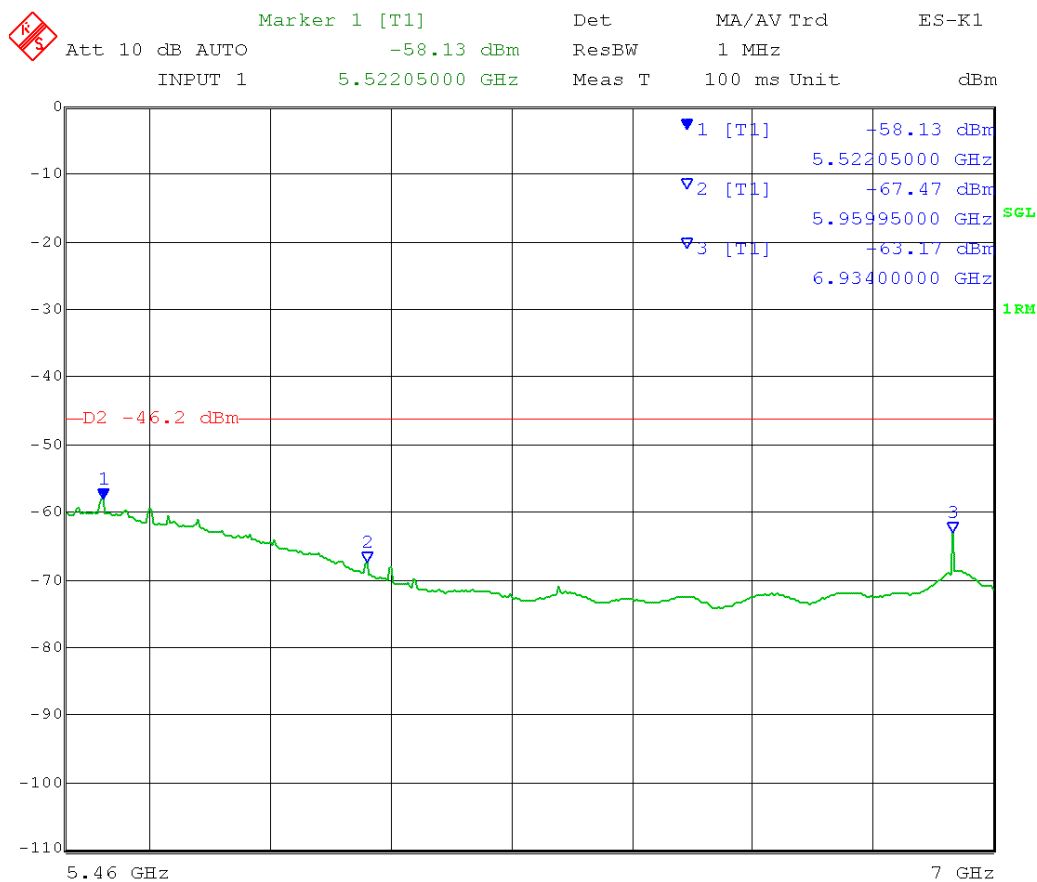
Date: 28.MAY.2014 11:46:11

Test Date: 05-20-2014  
Company: Cambium Networks  
EUT: ePMP 5.1 AP UNII  
Test: Maximum Unwanted Emission Levels - Conducted  
Operator: Craig B / Paul L  
Comment: Detector Bandwidth = 1 MHz  
Detector = RMS  
Mid Channel Transmit = 5.200 GHz 5 MHz BW  
Output Power Setting: 18  
Channel 0  
Frequency Range: 5.46 – 7 GHz

Per 789033 D02 General UNII Test Procedures DR02-41759, section II.G.2.(c): “an out-of-band emission that complies with both the average and peak limits of 15.209 is not required to satisfy the -27 dBm/MHz or -17 dBm/MHz maximum emission limit.”

15.209 Average limit: 54 dBμV/m @ 3 meters

RF conducted limit: 54 dBμV/m -95.2 (3 meters) – 3 dB (MIMO) – 2 dBi antenna gain  
= -46.2 dBm Average



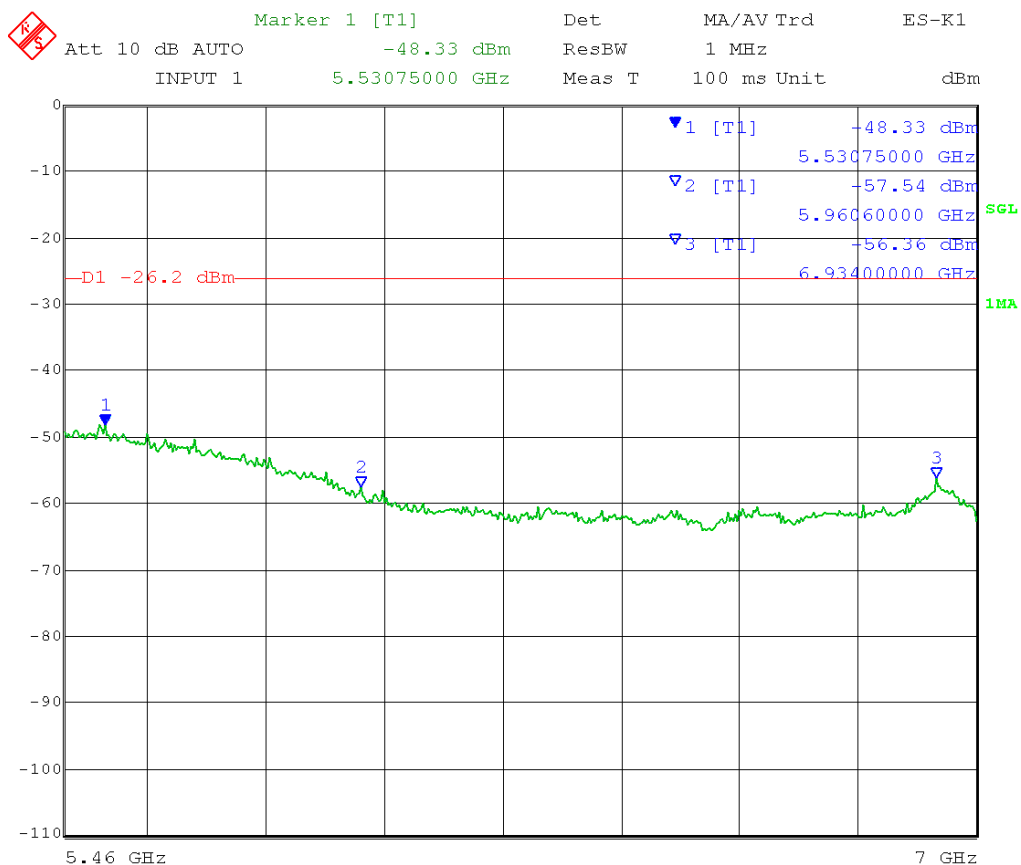
Date: 20.MAY.2014 14:38:55

Test Date: 05-20-2014  
 Company: Cambium Networks  
 EUT: ePMP 5.1 AP UNII  
 Test: Maximum Unwanted Emission Levels - Conducted  
 Operator: Craig B / Paul L  
 Comment: Detector Bandwidth = 1 MHz  
           Detector = Peak  
           Mid Channel Transmit = 5.200 GHz                      5 MHz BW  
           Output Power Setting: 18  
           Channel 0  
           Frequency Range: 5.46 – 7 GHz

Per 789033 D02 General UNII Test Procedures DR02-41759, section II.G.2.(c): “an out-of-band emission that complies with both the average and peak limits of 15.209 is not required to satisfy the -27 dBm/MHz or -17 dBm/MHz maximum emission limit.”

15.209 Peak limit: 74 dBμV/m @ 3 meters

RF conducted limit: 74 dBμV/m -95.2 (3 meters) – 3 dB (MIMO) – 2 dBi antenna gain  
= -26.2 dBm Peak



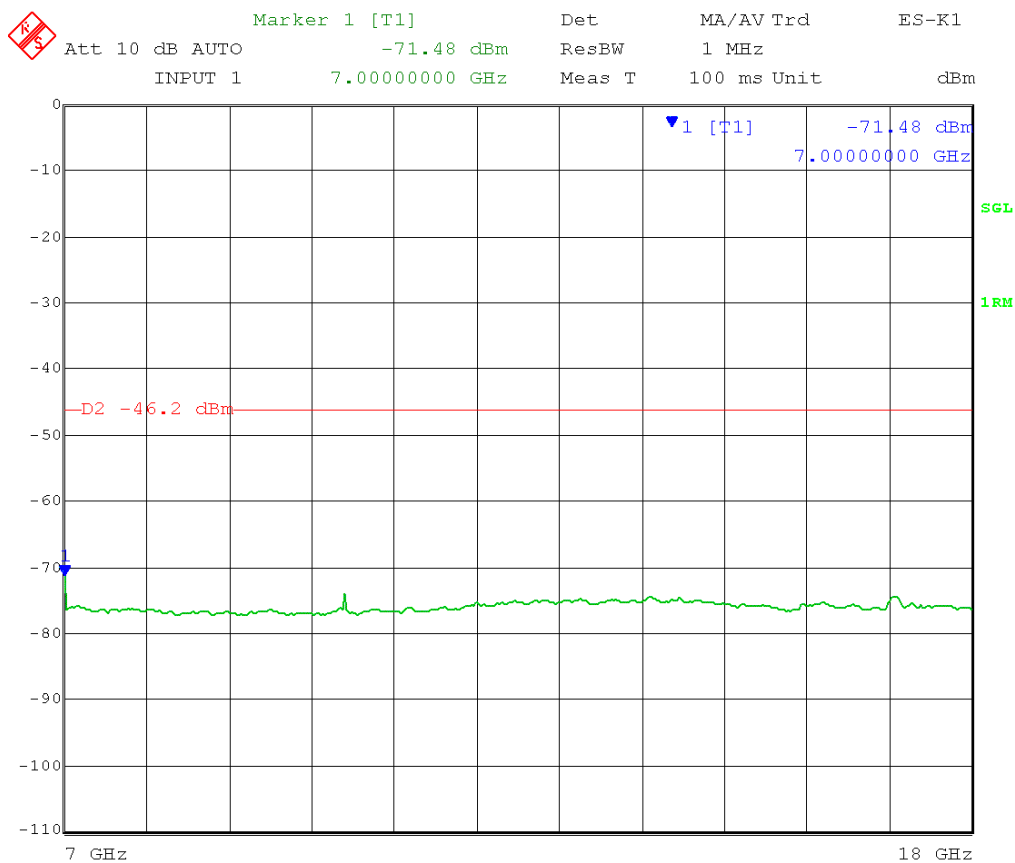
Date: 20.MAY.2014 14:41:29

Test Date: 05-20-2014  
Company: Cambium Networks  
EUT: ePMP 5.1 AP UNII  
Test: Maximum Unwanted Emission Levels - Conducted  
Operator: Craig B / Paul L  
Comment: Detector Bandwidth = 1 MHz  
Detector = RMS  
Mid Channel Transmit = 5.200 GHz 5 MHz BW  
Output Power Setting: 18  
Channel 0  
Frequency Range: 7 – 18 GHz

Per 789033 D02 General UNII Test Procedures DR02-41759, section II.G.2.(c): “an out-of-band emission that complies with both the average and peak limits of 15.209 is not required to satisfy the -27 dBm/MHz or -17 dBm/MHz maximum emission limit.”

15.209 Average limit: 54 dB $\mu$ V/m @ 3 meters

RF conducted limit: 54 dB $\mu$ V/m -95.2 (3 meters) – 3 dB (MIMO) – 2 dBi antenna gain  
= -46.2 dBm Average



Date: 20.MAY.2014 15:27:38

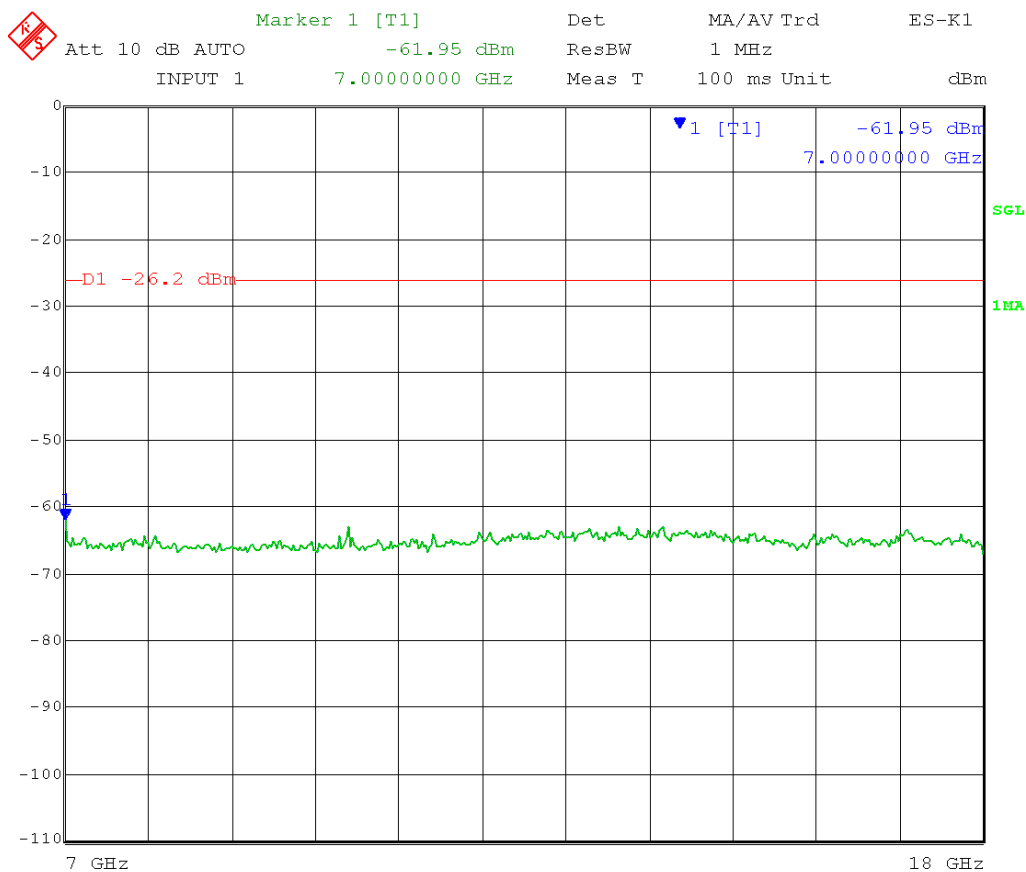


Test Date: 05-20-2014  
Company: Cambium Networks  
EUT: ePMP 5.1 AP UNII  
Test: Maximum Unwanted Emission Levels - Conducted  
Operator: Craig B / Paul L  
Comment: Detector Bandwidth = 1 MHz  
Detector = Peak  
Mid Channel Transmit = 5.200 GHz 5 MHz BW  
Output Power Setting: 18  
Channel 0  
Frequency Range: 7 – 18 GHz

Per 789033 D02 General UNII Test Procedures DR02-41759, section II.G.2.(c): “an out-of-band emission that complies with both the average and peak limits of 15.209 is not required to satisfy the -27 dBm/MHz or -17 dBm/MHz maximum emission limit.”

15.209 Peak limit: 74 dBμV/m @ 3 meters

RF conducted limit: 74 dBμV/m -95.2 (3 meters) – 3 dB (MIMO) – 2 dBi antenna gain  
= -26.2 dBm Peak



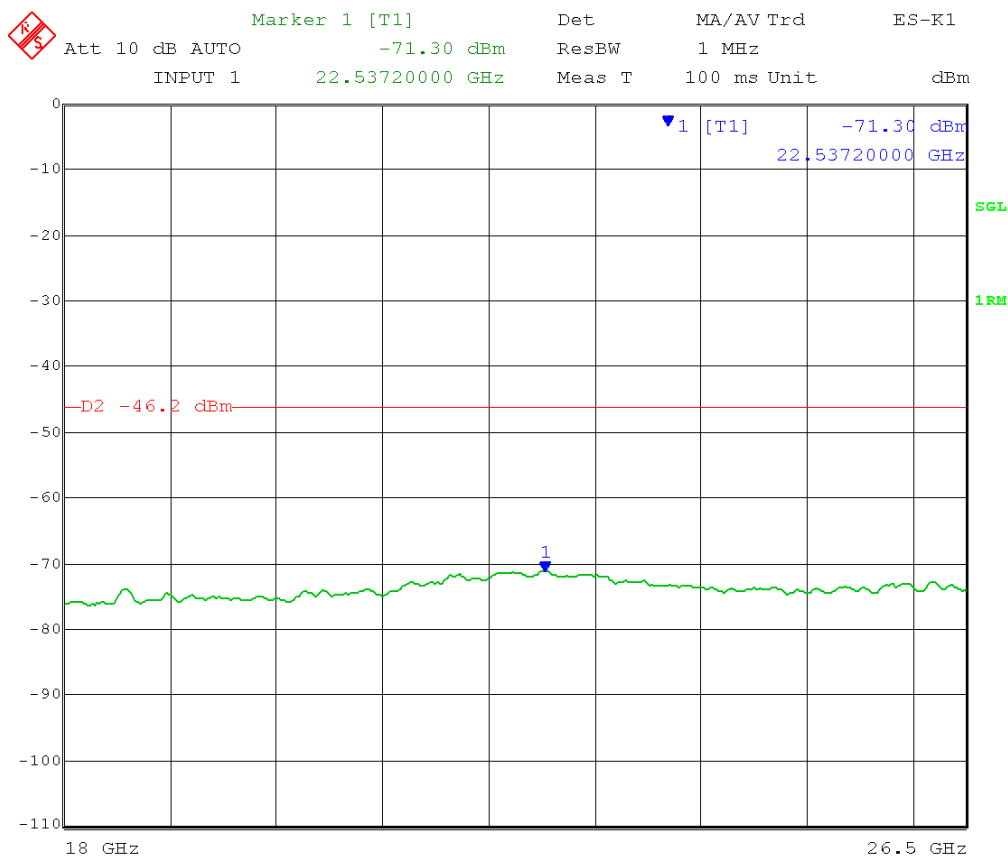
Date: 20.MAY.2014 15:29:21

Test Date: 05-20-2014  
Company: Cambium Networks  
EUT: ePMP 5.1 AP UNII  
Test: Maximum Unwanted Emission Levels - Conducted  
Operator: Craig B / Paul L  
Comment: Detector Bandwidth = 1 MHz  
Detector = RMS  
Mid Channel Transmit = 5.200 GHz 5 MHz BW  
Output Power Setting: 18  
Channel 0  
Frequency Range: 18 – 26.5 GHz

Per 789033 D02 General UNII Test Procedures DR02-41759, section II.G.2.(c): “an out-of-band emission that complies with both the average and peak limits of 15.209 is not required to satisfy the -27 dBm/MHz or -17 dBm/MHz maximum emission limit.”

15.209 Average limit: 54 dBμV/m @ 3 meters

RF conducted limit: 54 dBμV/m -95.2 (3 meters) – 3 dB (MIMO) – 2 dBi antenna gain  
= -46.2 dBm Average



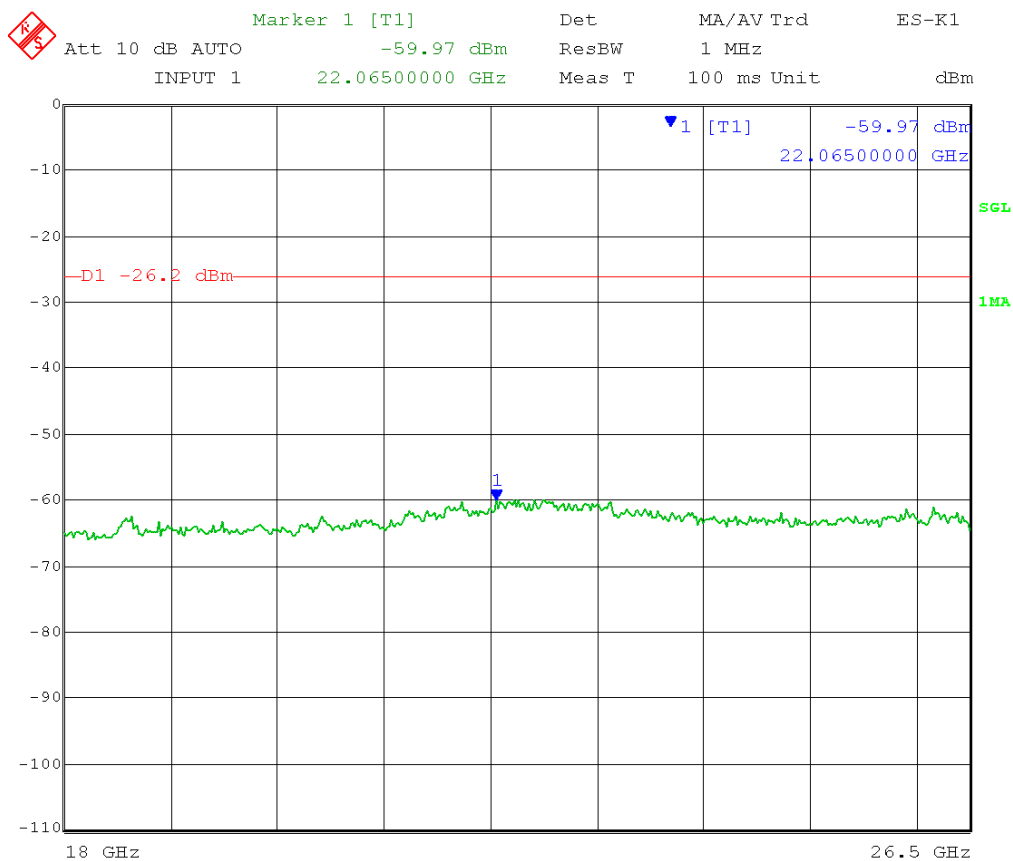
Date: 20.MAY.2014 15:40:54

Test Date: 05-20-2014  
Company: Cambium Networks  
EUT: ePMP 5.1 AP UNII  
Test: Maximum Unwanted Emission Levels - Conducted  
Operator: Craig B / Paul L  
Comment: Detector Bandwidth = 1 MHz  
Detector = Peak  
Mid Channel Transmit = 5.200 GHz 5 MHz BW  
Output Power Setting: 18  
Channel 0  
Frequency Range: 18 – 26.5 GHz

Per 789033 D02 General UNII Test Procedures DR02-41759, section II.G.2.(c): “an out-of-band emission that complies with both the average and peak limits of 15.209 is not required to satisfy the -27 dBm/MHz or -17 dBm/MHz maximum emission limit.”

15.209 Peak limit: 74 dBμV/m @ 3 meters

RF conducted limit: 74 dBμV/m -95.2 (3 meters) – 3 dB (MIMO) – 2 dBi antenna gain  
= -26.2 dBm Peak



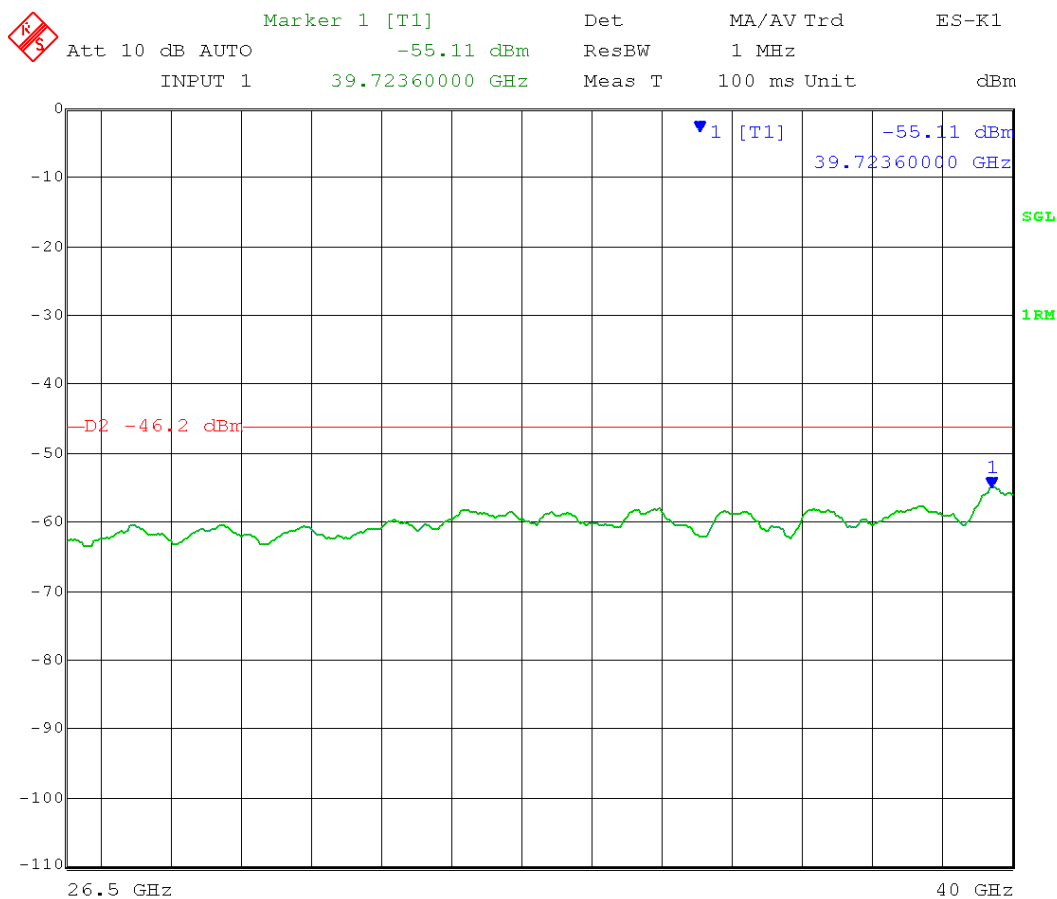
Date: 20.MAY.2014 15:39:43

Test Date: 05-20-2014  
Company: Cambium Networks  
EUT: ePMP 5.1 AP UNII  
Test: Maximum Unwanted Emission Levels - Conducted  
Operator: Craig B / Paul L  
Comment: Detector Bandwidth = 1 MHz  
Detector = RMS  
Mid Channel Transmit = 5.200 GHz 5 MHz BW  
Output Power Setting: 18  
Channel 0  
Frequency Range: 26.5 – 40 GHz

Per 789033 D02 General UNII Test Procedures DR02-41759, section II.G.2.(c): “an out-of-band emission that complies with both the average and peak limits of 15.209 is not required to satisfy the -27 dBm/MHz or -17 dBm/MHz maximum emission limit.”

15.209 Average limit: 54 dBμV/m @ 3 meters

RF conducted limit: 54 dBμV/m -95.2 (3 meters) – 3 dB (MIMO) – 2 dBi antenna gain  
= -46.2 dBm Average



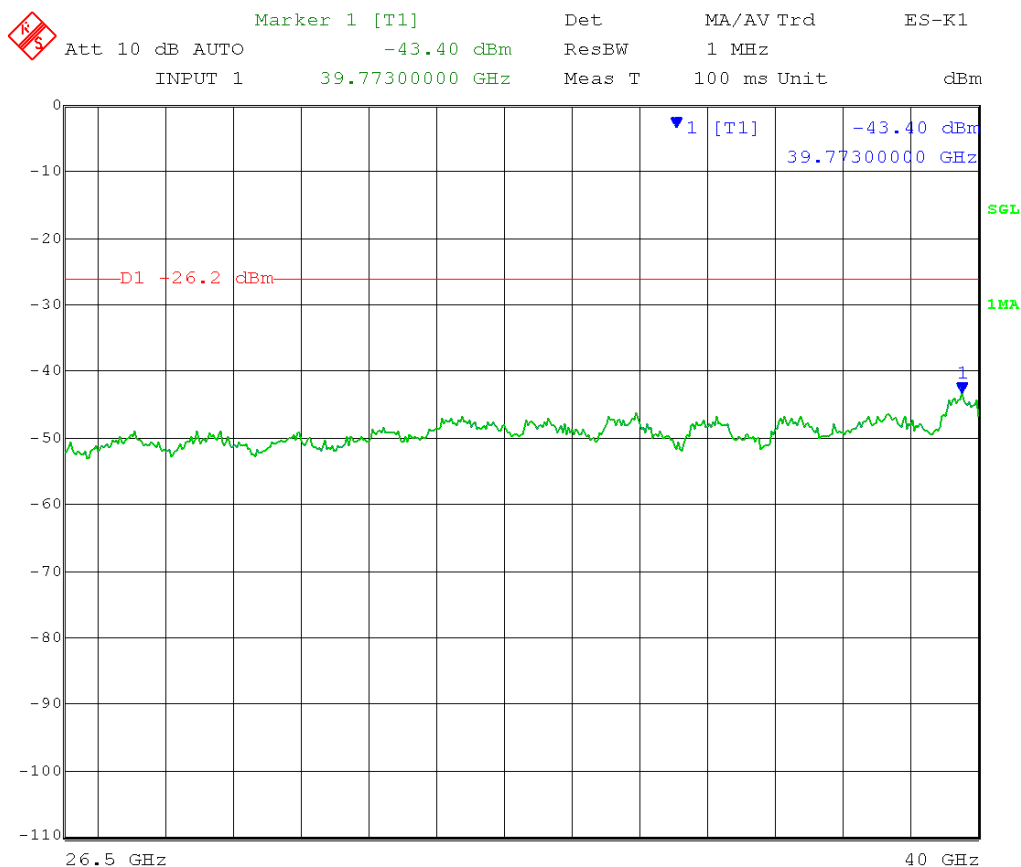
Date: 20.MAY.2014 15:57:31

Test Date: 05-20-2014  
Company: Cambium Networks  
EUT: ePMP 5.1 AP UNII  
Test: Maximum Unwanted Emission Levels - Conducted  
Operator: Craig B / Paul L  
Comment: Detector Bandwidth = 1 MHz  
Detector = Peak  
Mid Channel Transmit = 5.200 GHz 5 MHz BW  
Output Power Setting: 18  
Channel 0  
Frequency Range: 26.5 – 40 GHz

Per 789033 D02 General UNII Test Procedures DR02-41759, section II.G.2.(c): “an out-of-band emission that complies with both the average and peak limits of 15.209 is not required to satisfy the -27 dBm/MHz or -17 dBm/MHz maximum emission limit.”

15.209 Peak limit: 74 dB $\mu$ V/m @ 3 meters

RF conducted limit: 74 dB $\mu$ V/m -95.2 (3 meters) – 3 dB (MIMO) – 2 dBi antenna gain  
= -26.2 dBm Peak



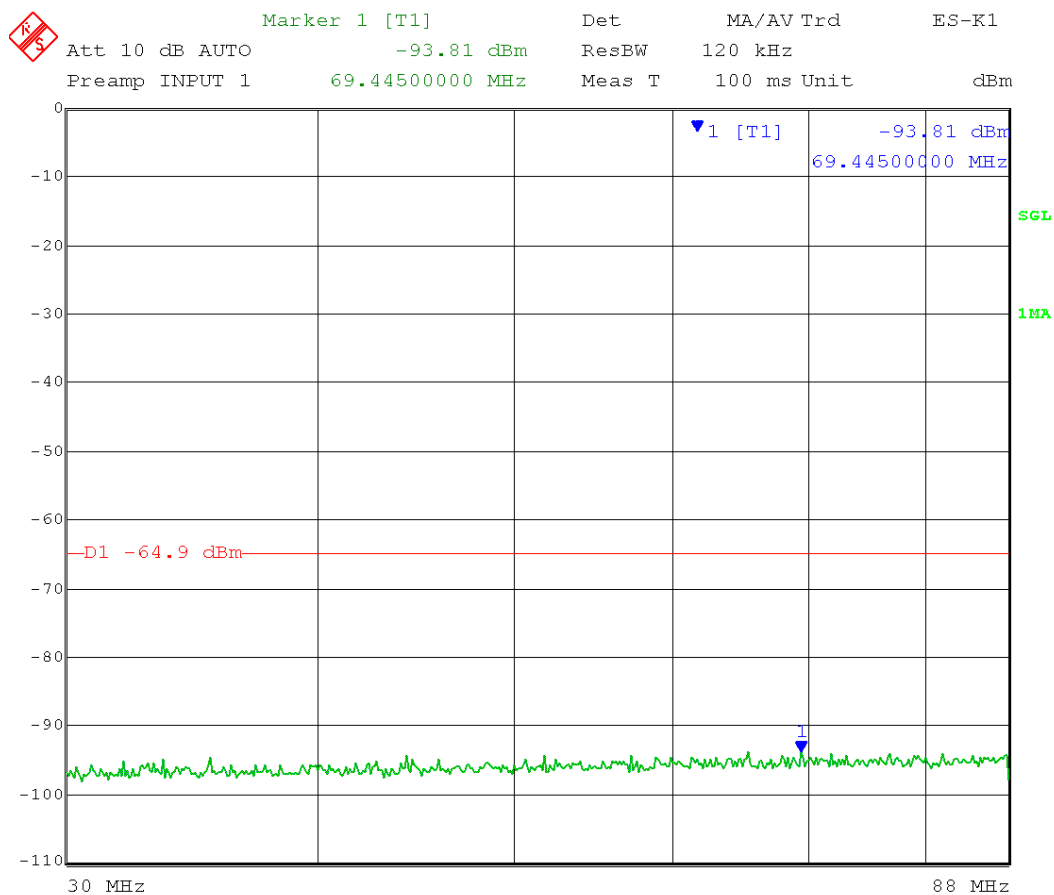
Date: 20.MAY.2014 15:59:45

Test Date: 05-20-2014  
 Company: Cambium Networks  
 EUT: ePMP 5.1 AP UNII  
 Test: Maximum Unwanted Emission Levels - Conducted  
 Operator: Craig B / Paul L  
 Comment: Detector Bandwidth = 120 kHz  
           Detector = Peak  
           High Channel Transmit = 5.245 GHz          5 MHz BW  
           Output Power Setting: 18  
           Channel 0  
           Frequency Range 30 MHz – 88 MHz

Per 789033 D02 General UNII Test Procedures DR02-41759, section II.G.2.(c): “an out-of-band emission that complies with both the average and peak limits of 15.209 is not required to satisfy the -27 dBm/MHz or -17 dBm/MHz maximum emission limit.”

15.209 Limit 30-88 MHz: 40 dBμV/m @ 3 meters

RF conducted limit: 40 dBμV/m -95.2 (3 meters) – 4.7 (ground plane) – 3dB (MIMO) – 2 dBi antenna gain = -64.9 dBm Quasi-Peak



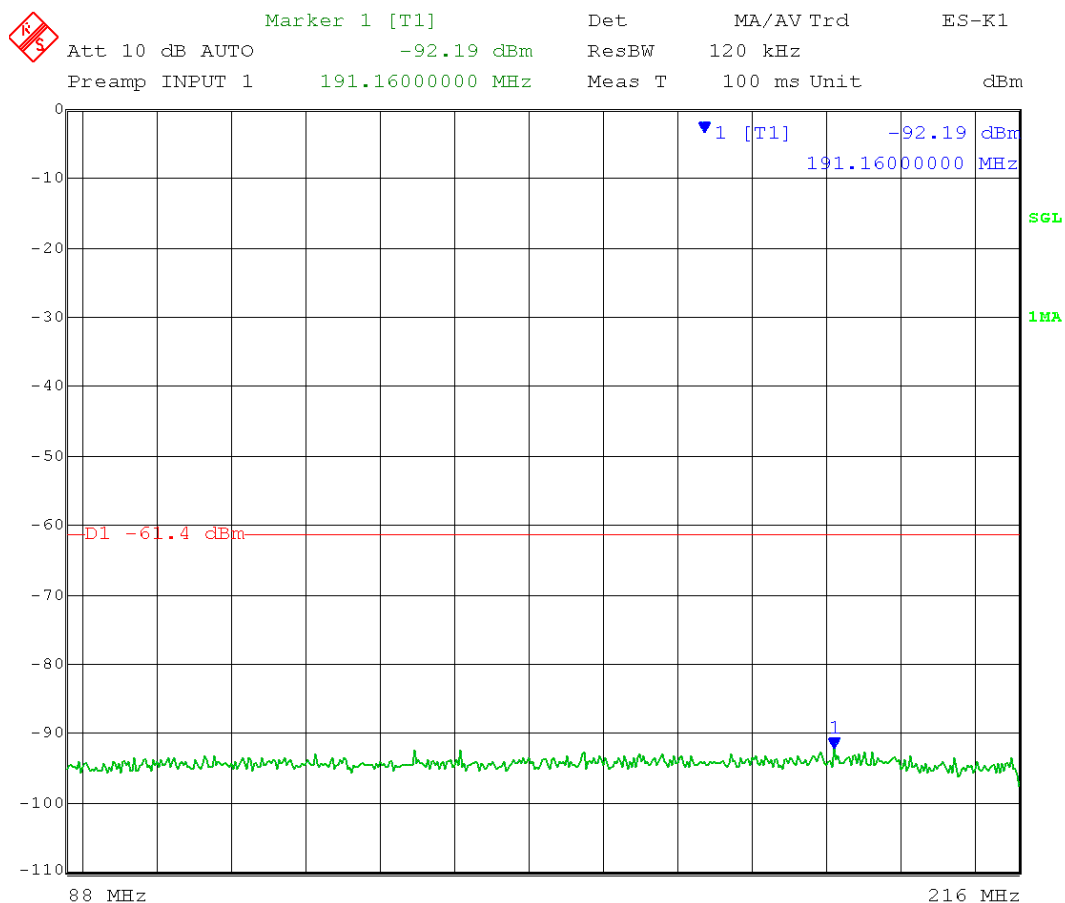
Date: 20.MAY.2014 11:07:58

Test Date: 05-20-2014  
Company: Cambium Networks  
EUT: ePMP 5.1 AP UNII  
Test: Maximum Unwanted Emission Levels - Conducted  
Operator: Craig B / Paul L  
Comment: Detector Bandwidth = 120 kHz  
Detector = Peak  
High Channel Transmit = 5.245 GHz 5 MHz BW  
Output Power Setting: 18  
Channel 0  
Frequency Range 88 MHz – 216 MHz

Per 789033 D02 General UNII Test Procedures DR02-41759, section II.G.2.(c): “an out-of-band emission that complies with both the average and peak limits of 15.209 is not required to satisfy the -27 dBm/MHz or -17 dBm/MHz maximum emission limit.”

15.209 Limit 88-216 MHz: 43.5 dB $\mu$ V/m @ 3 meters

RF conducted limit: 43.5 dB $\mu$ V/m -95.2 (3 meters) – 4.7 (ground plane) – 3dB (MIMO) – 2 dBi antenna gain = -61.4 dBm Quasi-Peak



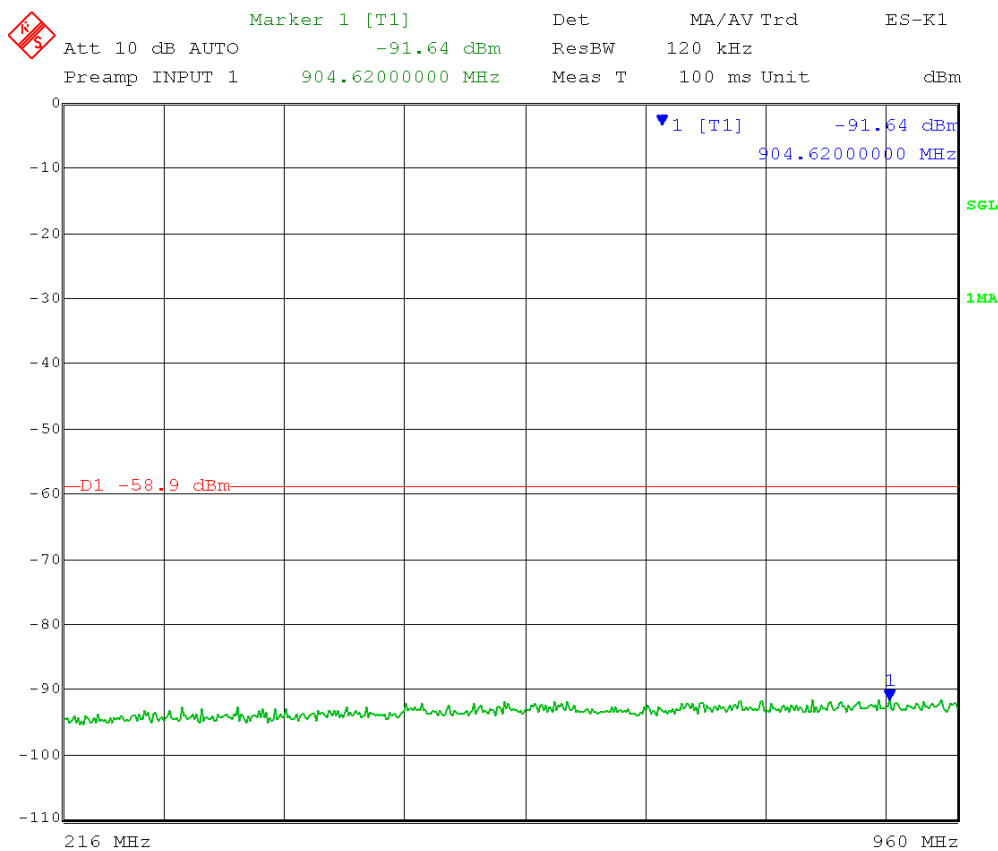
Date: 20.MAY.2014 11:11:35

Test Date: 05-20-2014  
Company: Cambium Networks  
EUT: ePMP 5.1 AP UNII  
Test: Maximum Unwanted Emission Levels - Conducted  
Operator: Craig B / Paul L  
Comment: Detector Bandwidth = 120 kHz  
Detector = Peak  
High Channel Transmit = 5.245 GHz 5 MHz BW  
Output Power Setting: 18  
Channel 0  
Frequency Range: 216 MHz – 960 MHz

Per 789033 D02 General UNII Test Procedures DR02-41759, section II.G.2.(c): “an out-of-band emission that complies with both the average and peak limits of 15.209 is not required to satisfy the -27 dBm/MHz or -17 dBm/MHz maximum emission limit.”

15.209 Limit 216-960 MHz: 46 dBμV/m @ 3 meters

RF conducted limit: 46 dBμV/m -95.2 (3 meters) – 4.7 (ground plane) – 3dB (MIMO) – 2 dBi antenna gain = -58.9 dBm Quasi-Peak



Date: 20.MAY.2014 11:25:10

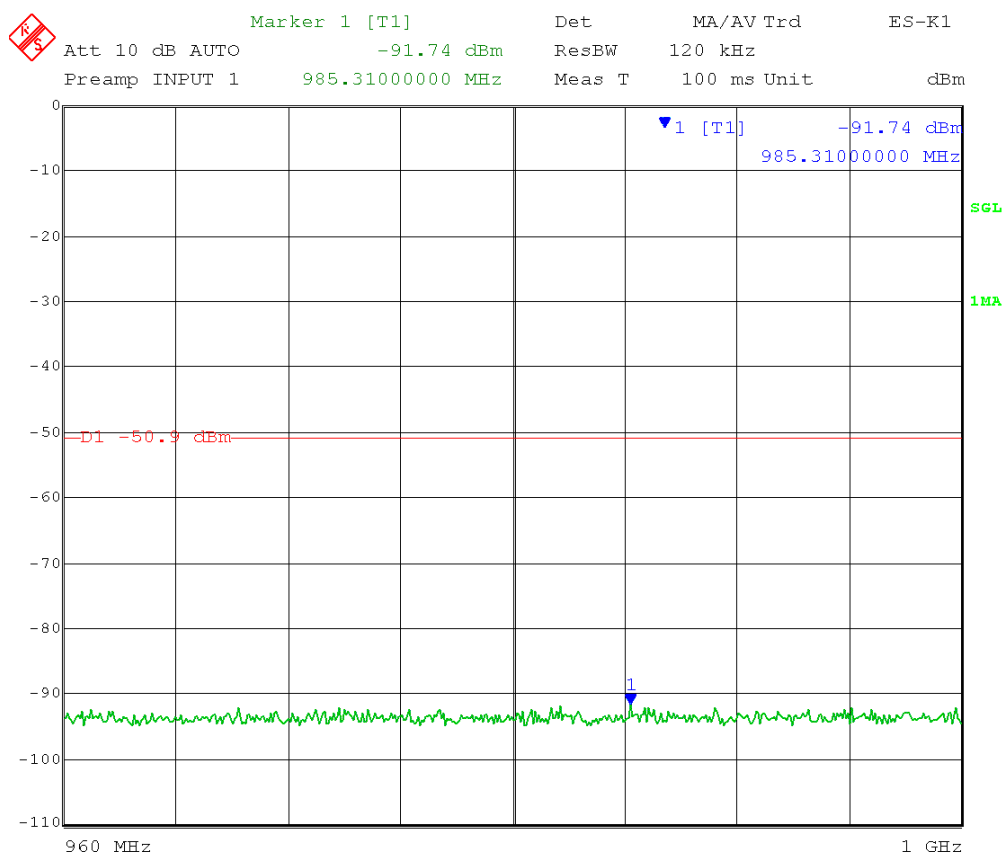


Test Date: 05-20-2014  
Company: Cambium Networks  
EUT: ePMP 5.1 AP UNII  
Test: Maximum Unwanted Emission Levels - Conducted  
Operator: Craig B / Paul L  
Comment: Detector Bandwidth = 120 kHz  
Detector = Peak  
High Channel Transmit = 5.245 GHz 5 MHz BW  
Output Power Setting: 18  
Channel 0  
Frequency Range: 960 MHz – 1000 MHz

Per 789033 D02 General UNII Test Procedures DR02-41759, section II.G.2.(c): “an out-of-band emission that complies with both the average and peak limits of 15.209 is not required to satisfy the -27 dBm/MHz or -17 dBm/MHz maximum emission limit.”

15.209 Limit 960-1000 MHz: 54 dB $\mu$ V/m @ 3 meters

RF conducted limit: 54 dB $\mu$ V/m -95.2 (3 meters) – 4.7 (ground plane) – 3dB (MIMO) – 2 dBi antenna gain = -50.9 dBm Quasi-Peak



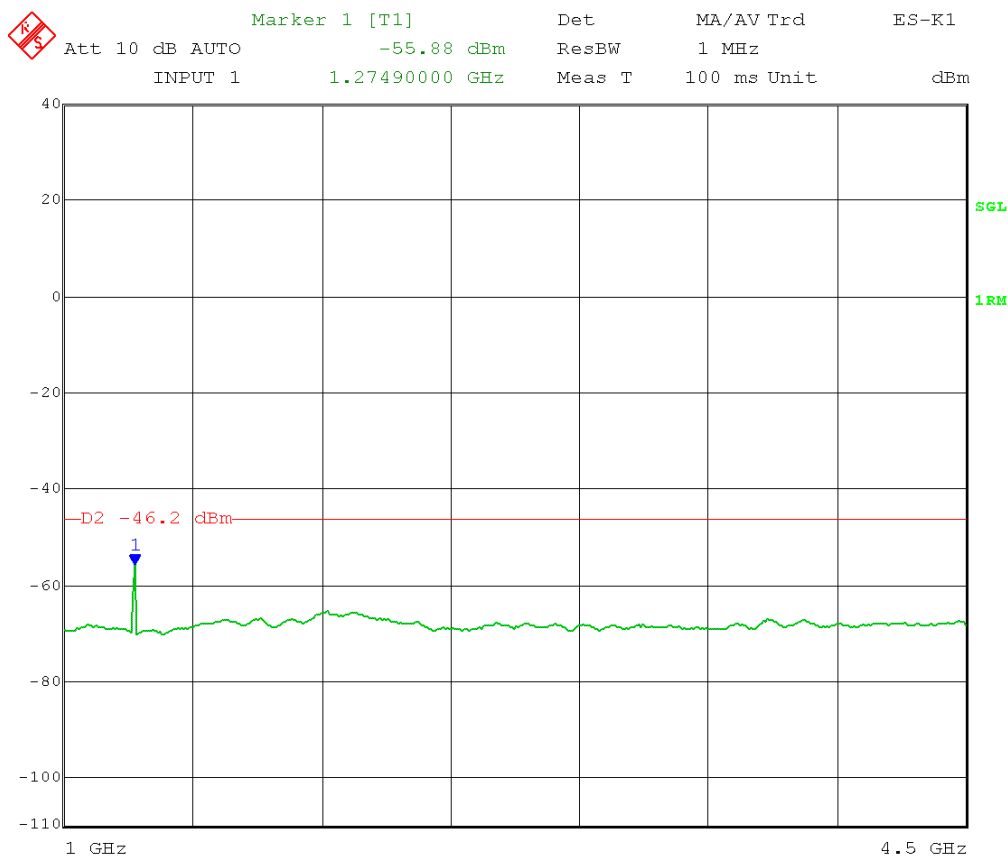
Date: 20.MAY.2014 11:27:15

Test Date: 05-28-2014  
Company: Cambium Networks  
EUT: ePMP 5.1 AP UNII  
Test: Maximum Unwanted Emission Levels - Conducted  
Operator: Craig B / Paul L  
Comment: Detector Bandwidth = 1 MHz  
Detector = RMS  
High Channel Transmit = 5.245 GHz      5 MHz BW  
Output Power Setting: 18  
Channel 0  
Frequency Range: 1 – 4.5 GHz

Per 789033 D02 General UNII Test Procedures DR02-41759, section II.G.2.(c): “an out-of-band emission that complies with both the average and peak limits of 15.209 is not required to satisfy the -27 dBm/MHz or -17 dBm/MHz maximum emission limit.”

15.209 Average limit: 54 dBμV/m @ 3 meters

RF conducted limit: 54 dBμV/m -95.2 (3 meters) – 3 dB (MIMO) – 2 dBi antenna gain  
= -46.2 dBm Average



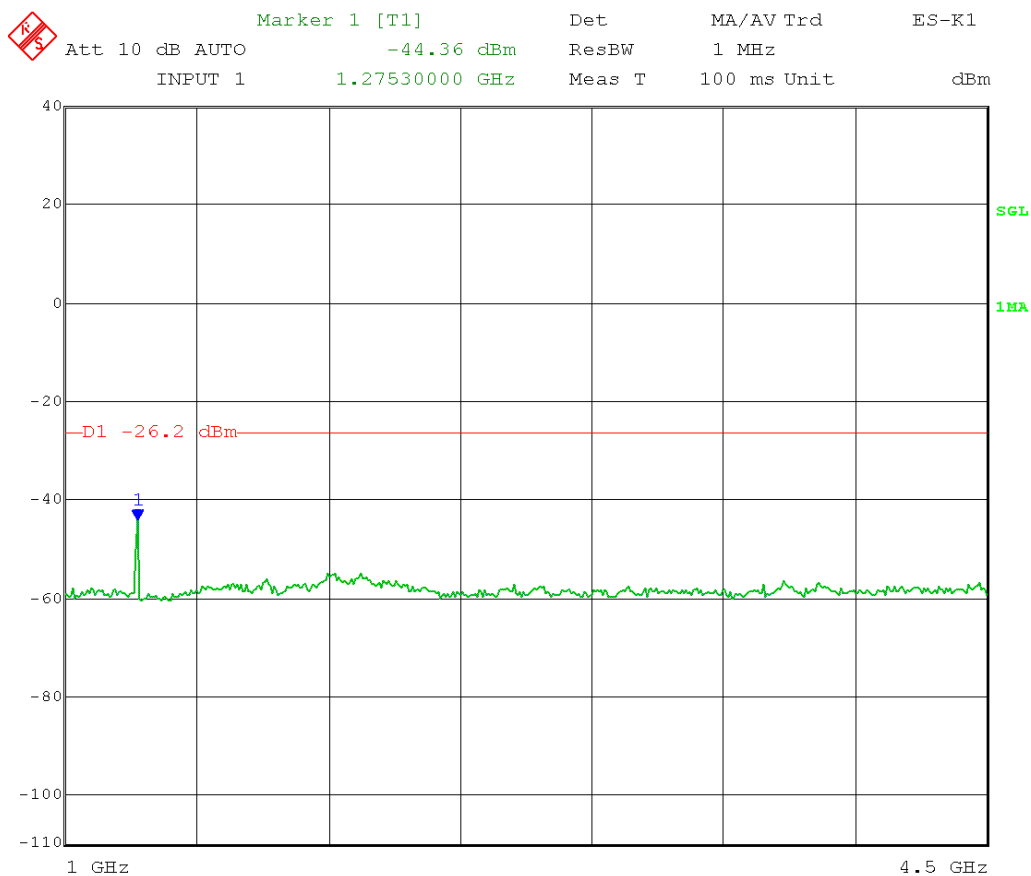
Date: 28.MAY.2014 11:48:00

Test Date: 05-28-2014  
Company: Cambium Networks  
EUT: ePMP 5.1 AP UNII  
Test: Maximum Unwanted Emission Levels - Conducted  
Operator: Craig B / Paul L  
Comment: Detector Bandwidth = 1 MHz  
Detector = Peak  
High Channel Transmit = 5.245 GHz 5 MHz BW  
Output Power Setting: 18  
Channel 0  
Frequency Range: 1 – 4.5 GHz

Per 789033 D02 General UNII Test Procedures DR02-41759, section II.G.2.(c): “an out-of-band emission that complies with both the average and peak limits of 15.209 is not required to satisfy the -27 dBm/MHz or -17 dBm/MHz maximum emission limit.”

15.209 Peak limit: 74 dBμV/m @ 3 meters

RF conducted limit: 74 dBμV/m -95.2 (3 meters) – 3 dB (MIMO) – 2 dBi antenna gain  
= -26.2 dBm Peak



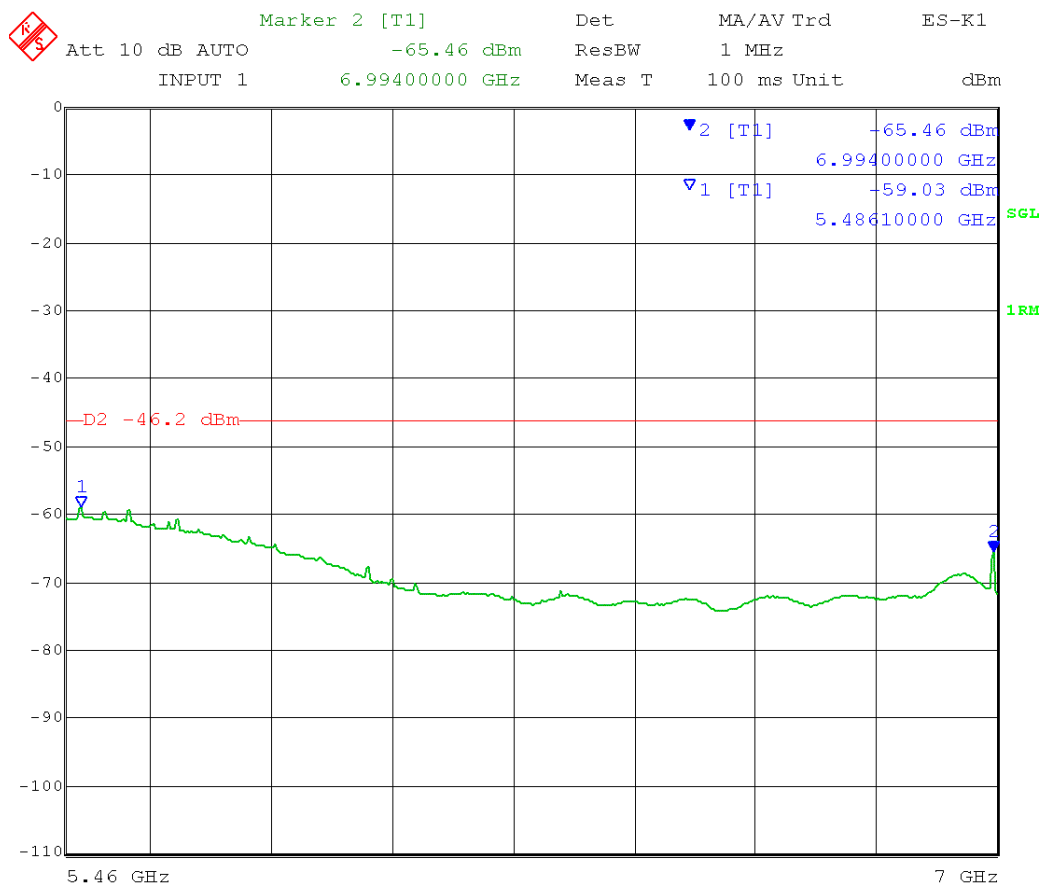
Date: 28.MAY.2014 11:48:43

Test Date: 05-20-2014  
Company: Cambium Networks  
EUT: ePMP 5.1 AP UNII  
Test: Maximum Unwanted Emission Levels - Conducted  
Operator: Craig B / Paul L  
Comment: Detector Bandwidth = 1 MHz  
Detector = RMS  
High Channel Transmit = 5.245 GHz 5 MHz BW  
Output Power Setting: 18  
Channel 0  
Frequency Range: 5.46 – 7 GHz

Per 789033 D02 General UNII Test Procedures DR02-41759, section II.G.2.(c): “an out-of-band emission that complies with both the average and peak limits of 15.209 is not required to satisfy the -27 dBm/MHz or -17 dBm/MHz maximum emission limit.”

15.209 Average limit: 54 dB $\mu$ V/m @ 3 meters

RF conducted limit: 54 dB $\mu$ V/m -95.2 (3 meters) – 3 dB (MIMO) – 2 dBi antenna gain  
= -46.2 dBm Average



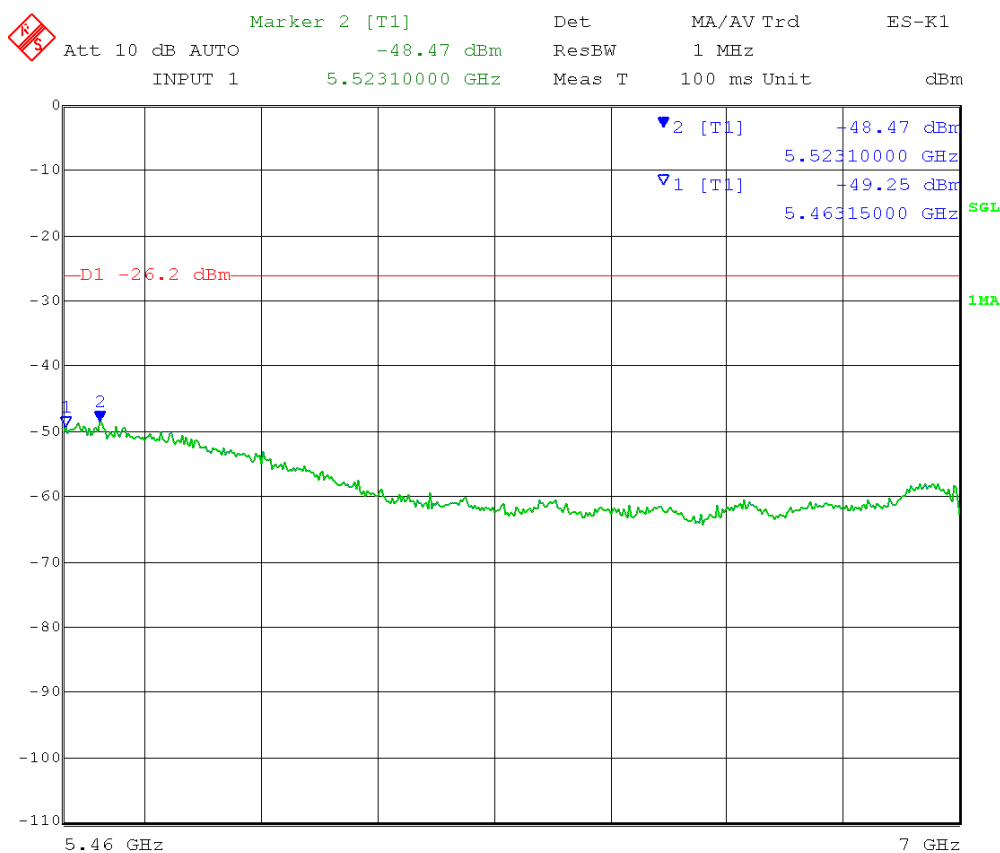
Date: 20.MAY.2014 14:23:16

Test Date: 05-20-2014  
 Company: Cambium Networks  
 EUT: ePMP 5.1 AP UNII  
 Test: Maximum Unwanted Emission Levels - Conducted  
 Operator: Craig B / Paul L  
 Comment: Detector Bandwidth = 1 MHz  
           Detector = Peak  
           High Channel Transmit = 5.245 GHz          5 MHz BW  
           Output Power Setting: 18  
           Channel 0  
           Frequency Range: 5.46 – 7 GHz

Per 789033 D02 General UNII Test Procedures DR02-41759, section II.G.2.(c): “an out-of-band emission that complies with both the average and peak limits of 15.209 is not required to satisfy the -27 dBm/MHz or -17 dBm/MHz maximum emission limit.”

15.209 Peak limit: 74 dBμV/m @ 3 meters

RF conducted limit: 74 dBμV/m -95.2 (3 meters) – 3 dB (MIMO) – 2 dBi antenna gain  
= -26.2 dBm Peak



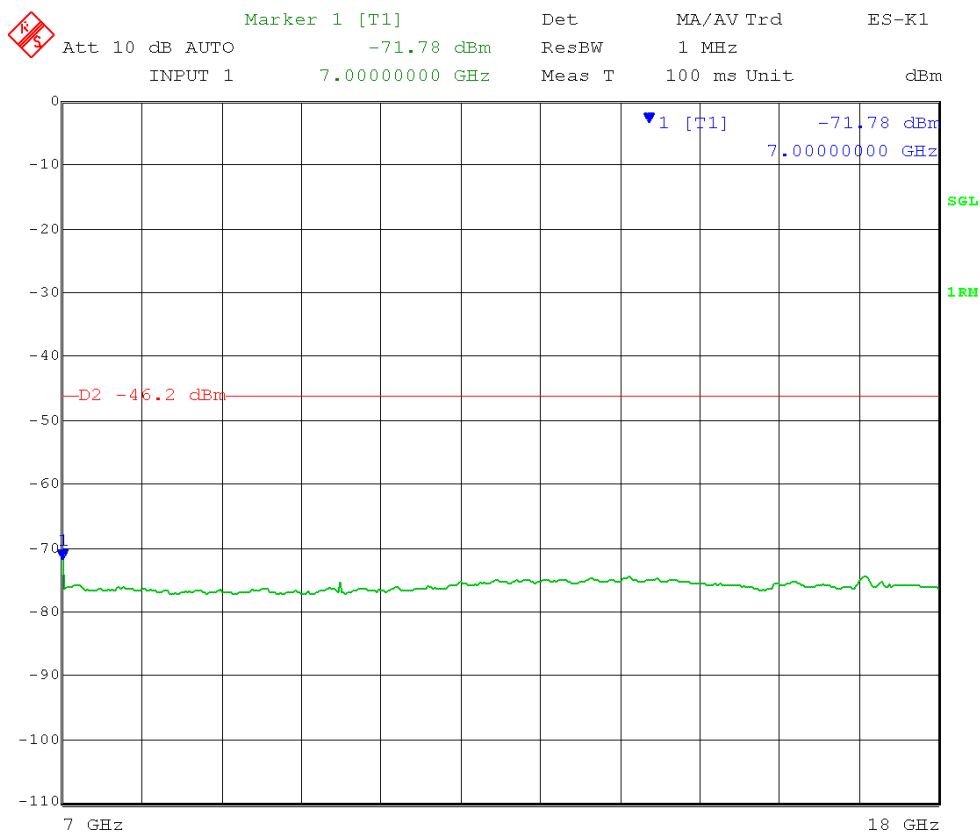
Date: 20.MAY.2014 14:20:36

Test Date: 05-20-2014  
Company: Cambium Networks  
EUT: ePMP 5.1 AP UNII  
Test: Maximum Unwanted Emission Levels - Conducted  
Operator: Craig B / Paul L  
Comment: Detector Bandwidth = 1 MHz  
Detector = RMS  
High Channel Transmit = 5.245 GHz      5 MHz BW  
Output Power Setting: 18  
Channel 0  
Frequency Range: 7 – 18 GHz

Per 789033 D02 General UNII Test Procedures DR02-41759, section II.G.2.(c): “an out-of-band emission that complies with both the average and peak limits of 15.209 is not required to satisfy the -27 dBm/MHz or -17 dBm/MHz maximum emission limit.”

15.209 Average limit: 54 dBμV/m @ 3 meters

RF conducted limit: 54 dBμV/m -95.2 (3 meters) – 3 dB (MIMO) – 2 dBi antenna gain  
= -46.2 dBm Average



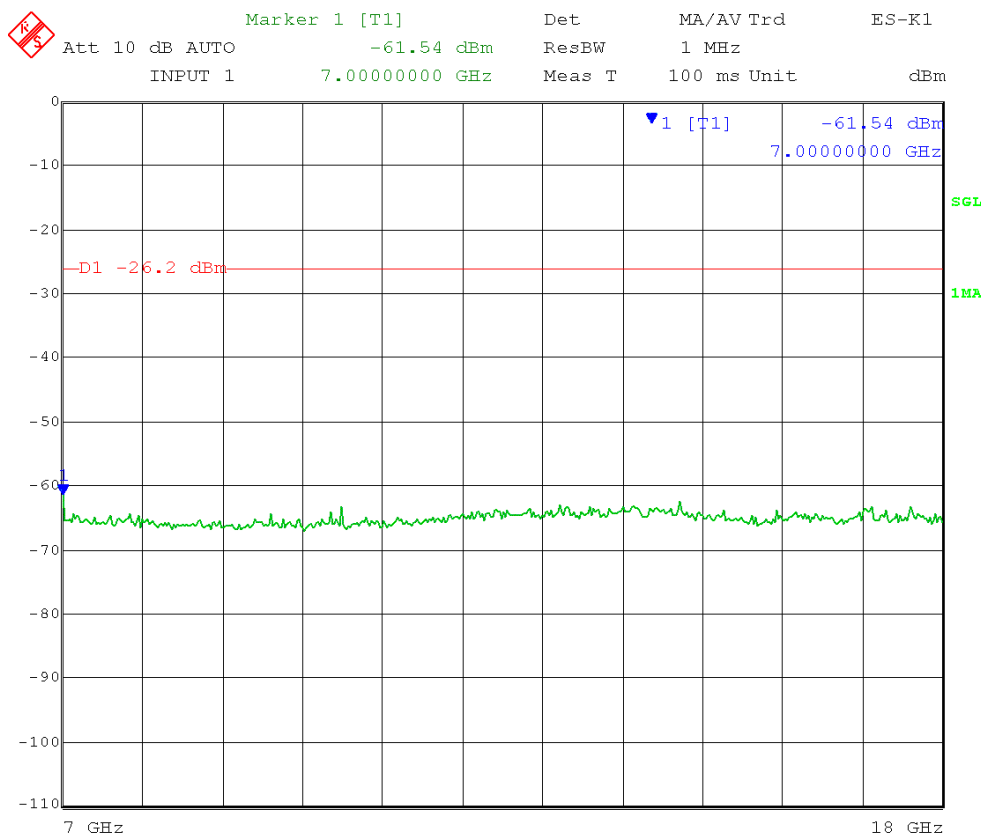
Date: 20.MAY.2014 15:34:00

Test Date: 05-20-2014  
Company: Cambium Networks  
EUT: ePMP 5.1 AP UNII  
Test: Maximum Unwanted Emission Levels - Conducted  
Operator: Craig B / Paul L  
Comment: Detector Bandwidth = 1 MHz  
Detector = Peak  
High Channel Transmit = 5.245 GHz 5 MHz BW  
Output Power Setting: 18  
Channel 0  
Frequency Range: 7 – 18 GHz

Per 789033 D02 General UNII Test Procedures DR02-41759, section II.G.2.(c): “an out-of-band emission that complies with both the average and peak limits of 15.209 is not required to satisfy the -27 dBm/MHz or -17 dBm/MHz maximum emission limit.”

15.209 Peak limit: 74 dB $\mu$ V/m @ 3 meters

RF conducted limit: 74 dB $\mu$ V/m -95.2 (3 meters) – 3 dB (MIMO) – 2 dBi antenna gain  
= -26.2 dBm Peak



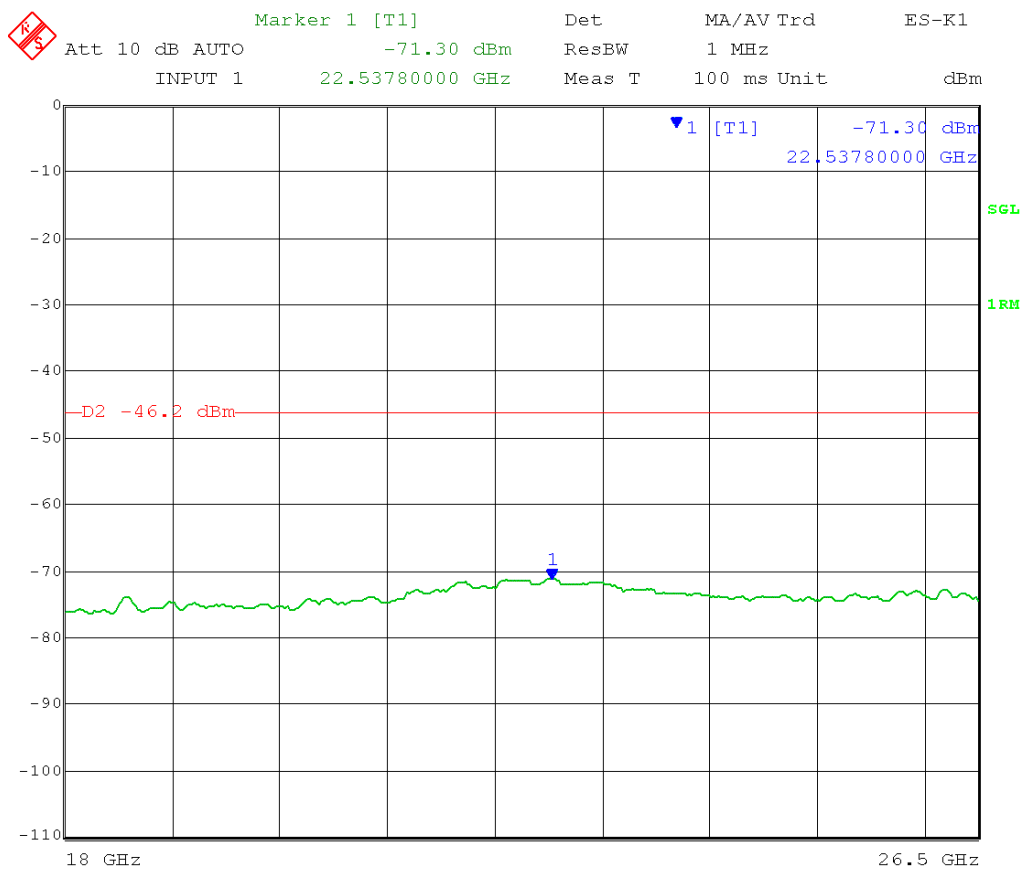
Date: 20.MAY.2014 15:32:30

Test Date: 05-20-2014  
Company: Cambium Networks  
EUT: ePMP 5.1 AP UNII  
Test: Maximum Unwanted Emission Levels - Conducted  
Operator: Craig B / Paul L  
Comment: Detector Bandwidth = 1 MHz  
Detector = RMS  
High Channel Transmit = 5.245 GHz 5 MHz BW  
Output Power Setting: 18  
Channel 0  
Frequency Range: 18 – 26.5 GHz

Per 789033 D02 General UNII Test Procedures DR02-41759, section II.G.2.(c): “an out-of-band emission that complies with both the average and peak limits of 15.209 is not required to satisfy the -27 dBm/MHz or -17 dBm/MHz maximum emission limit.”

15.209 Average limit: 54 dBμV/m @ 3 meters

RF conducted limit: 54 dBμV/m -95.2 (3 meters) – 3 dB (MIMO) – 2 dBi antenna gain  
= -46.2 dBm Average



Date: 20.MAY.2014 15:36:12

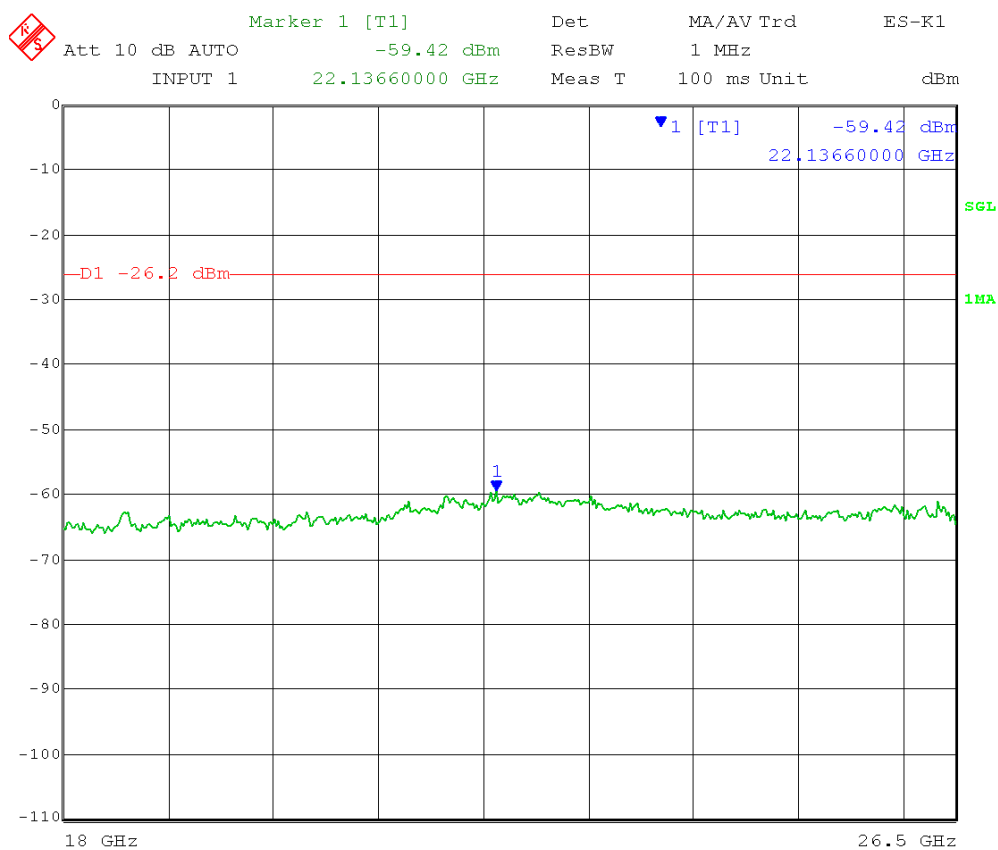


Test Date: 05-20-2014  
Company: Cambium Networks  
EUT: ePMP 5.1 AP UNII  
Test: Maximum Unwanted Emission Levels - Conducted  
Operator: Craig B / Paul L  
Comment: Detector Bandwidth = 1 MHz  
Detector = Peak  
High Channel Transmit = 5.245 GHz 5 MHz BW  
Output Power Setting: 18  
Channel 0  
Frequency Range: 18 – 26.5 GHz

Per 789033 D02 General UNII Test Procedures DR02-41759, section II.G.2.(c): “an out-of-band emission that complies with both the average and peak limits of 15.209 is not required to satisfy the -27 dBm/MHz or -17 dBm/MHz maximum emission limit.”

15.209 Peak limit: 74 dBμV/m @ 3 meters

RF conducted limit: 74 dBμV/m -95.2 (3 meters) – 3 dB (MIMO) – 2 dBi antenna gain  
= -26.2 dBm Peak



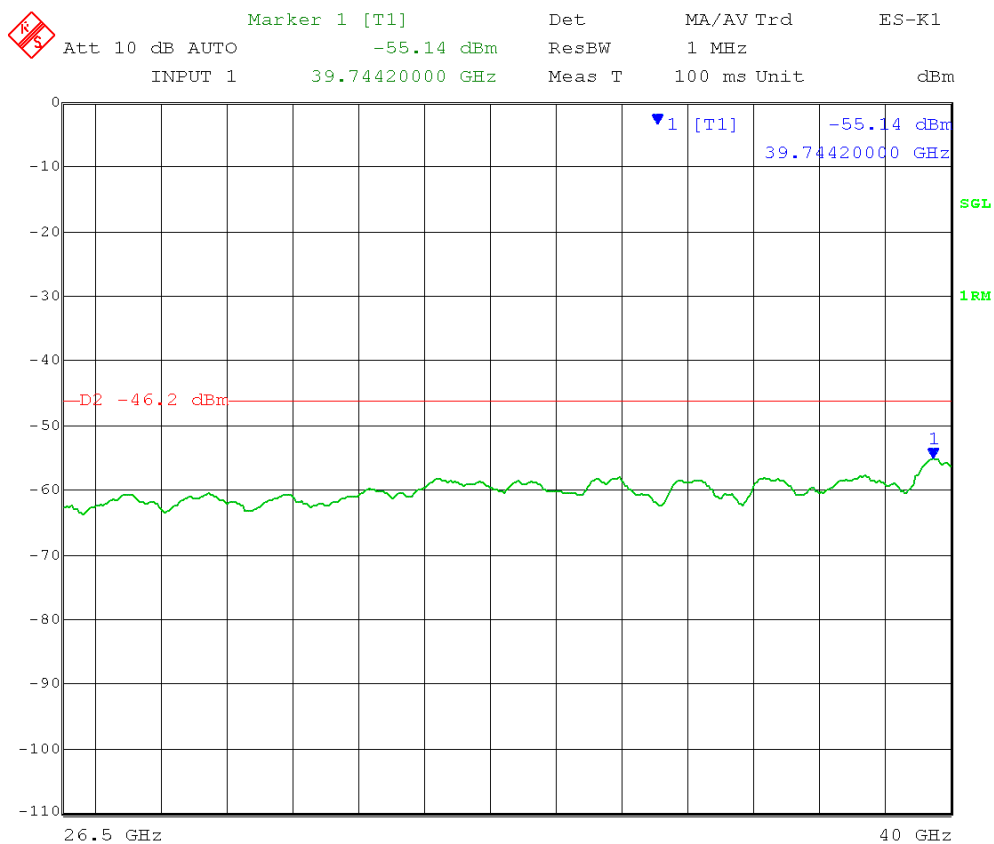
Date: 20.MAY.2014 15:37:48

Test Date: 05-20-2014  
Company: Cambium Networks  
EUT: ePMP 5.1 AP UNII  
Test: Maximum Unwanted Emission Levels - Conducted  
Operator: Craig B / Paul L  
Comment: Detector Bandwidth = 1 MHz  
Detector = RMS  
High Channel Transmit = 5.245 GHz 5 MHz BW  
Output Power Setting: 18  
Channel 0  
Frequency Range: 26.5 – 40 GHz

Per 789033 D02 General UNII Test Procedures DR02-41759, section II.G.2.(c): “an out-of-band emission that complies with both the average and peak limits of 15.209 is not required to satisfy the -27 dBm/MHz or -17 dBm/MHz maximum emission limit.”

15.209 Average limit: 54 dBμV/m @ 3 meters

RF conducted limit: 54 dBμV/m -95.2 (3 meters) – 3 dB (MIMO) – 2 dBi antenna gain  
= -46.2 dBm Average



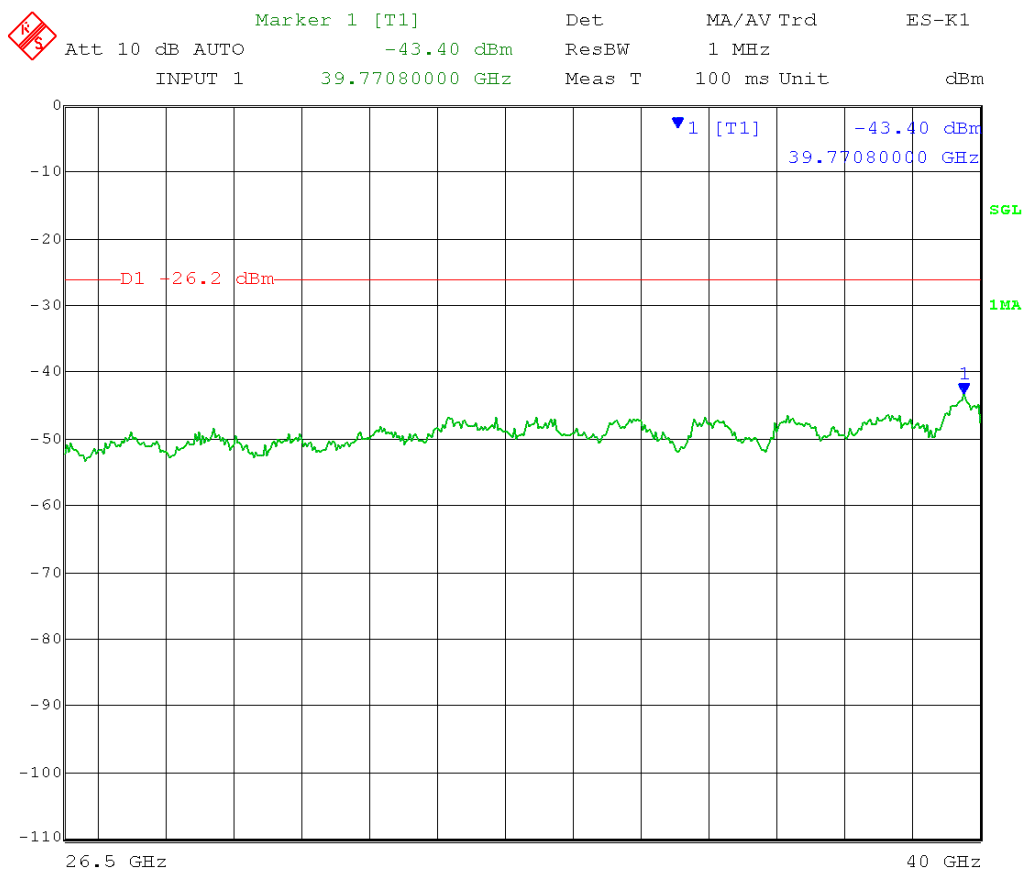
Date: 20.MAY.2014 16:06:19

Test Date: 05-20-2014  
Company: Cambium Networks  
EUT: ePMP 5.1 AP UNII  
Test: Maximum Unwanted Emission Levels - Conducted  
Operator: Craig B / Paul L  
Comment: Detector Bandwidth = 1 MHz  
Detector = Peak  
High Channel Transmit = 5.245 GHz 5 MHz BW  
Output Power Setting: 18  
Channel 0  
Frequency Range: 26.5 – 40 GHz

Per 789033 D02 General UNII Test Procedures DR02-41759, section II.G.2.(c): “an out-of-band emission that complies with both the average and peak limits of 15.209 is not required to satisfy the -27 dBm/MHz or -17 dBm/MHz maximum emission limit.”

15.209 Peak limit: 74 dBμV/m @ 3 meters

RF conducted limit: 74 dBμV/m -95.2 (3 meters) – 3 dB (MIMO) – 2 dBi antenna gain  
= -26.2 dBm Peak



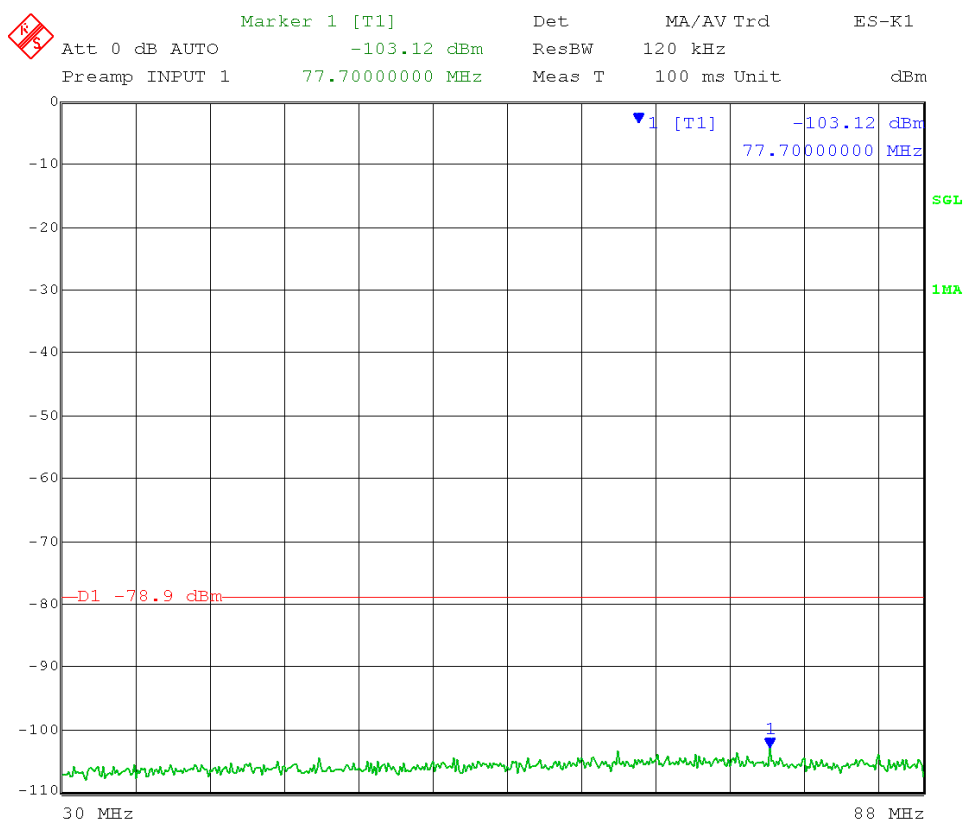
Date: 20.MAY.2014 16:02:00

Test Date: 05-20-2014  
Company: Cambium Networks  
EUT: ePMP 5.1 AP UNII  
Test: Maximum Unwanted Emission Levels - Conducted  
Operator: Craig B / Paul L  
Comment: Detector Bandwidth = 120 kHz  
Detector = Peak  
Low Channel Transmit = 5.160 GHz 5 MHz BW  
Output Power Setting: 7  
Channel 0  
Frequency Range 30 MHz – 88 MHz

Per 789033 D02 General UNII Test Procedures DR02-41759, section II.G.2.(c): “an out-of-band emission that complies with both the average and peak limits of 15.209 is not required to satisfy the -27 dBm/MHz or -17 dBm/MHz maximum emission limit.”

15.209 Limit 30-88 MHz: 40 dB $\mu$ V/m @ 3 meters

RF conducted limit: 40 dB $\mu$ V/m -95.2 (3 meters) – 4.7 (ground plane) – 3dB (MIMO) – 16 dBi antenna gain = -78.9 dBm Quasi-Peak



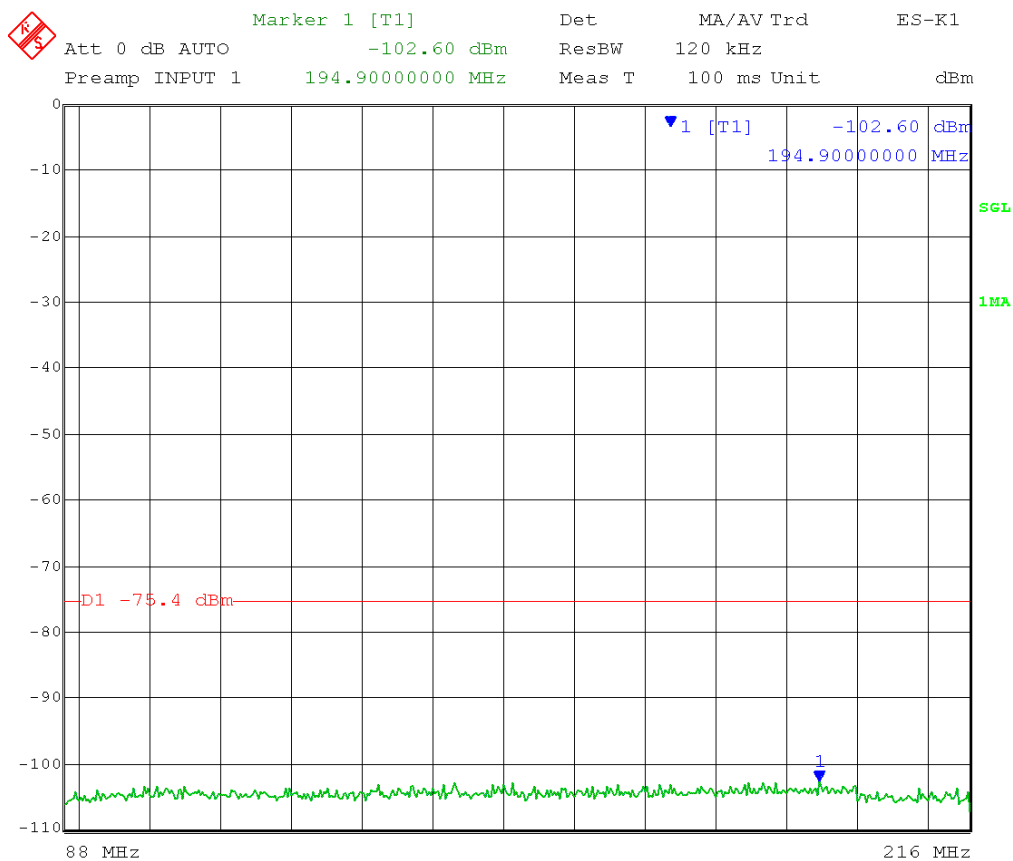
Date: 20.MAY.2014 11:40:28

Test Date: 05-20-2014  
Company: Cambium Networks  
EUT: ePMP 5.1 AP UNII  
Test: Maximum Unwanted Emission Levels - Conducted  
Operator: Craig B / Paul L  
Comment: Detector Bandwidth = 120 kHz  
Detector = Peak  
Low Channel Transmit = 5.160 GHz 5 MHz BW  
Output Power Setting: 7  
Channel 0  
Frequency Range: 88 MHz – 216 MHz

Per 789033 D02 General UNII Test Procedures DR02-41759, section II.G.2.(c): “an out-of-band emission that complies with both the average and peak limits of 15.209 is not required to satisfy the -27 dBm/MHz or -17 dBm/MHz maximum emission limit.”

15.209 Limit 88-216 MHz: 43.5 dB $\mu$ V/m @ 3 meters

RF conducted limit: 43.5 dB $\mu$ V/m -95.2 (3 meters) – 4.7 (ground plane) – 3dB (MIMO) – 16 dBi antenna gain = -75.4 dBm Quasi-Peak



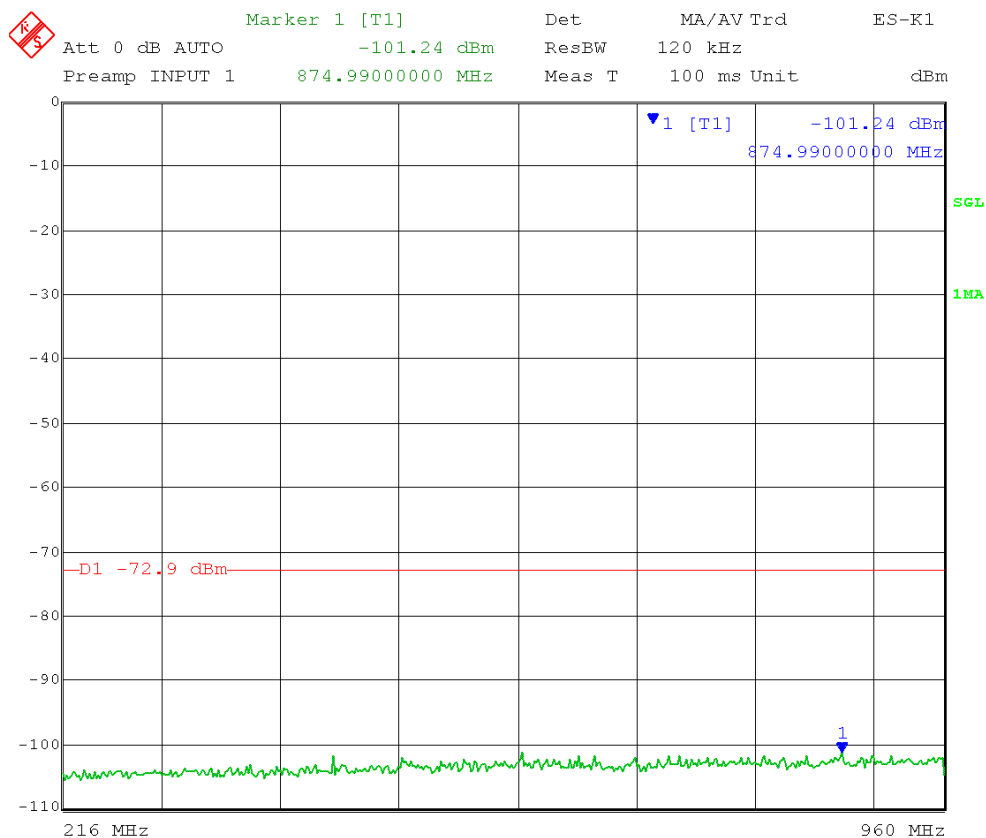
Date: 20.MAY.2014 12:18:08

Test Date: 05-20-2014  
 Company: Cambium Networks  
 EUT: ePMP 5.1 AP UNII  
 Test: Maximum Unwanted Emission Levels - Conducted  
 Operator: Craig B / Paul L  
 Comment: Detector Bandwidth = 120 kHz  
 Detector = Peak  
 Low Channel Transmit = 5.160 GHz      5 MHz BW  
 Output Power Setting: 7  
 Channel 0  
 Frequency Range: 216 MHz – 960 MHz

Per 789033 D02 General UNII Test Procedures DR02-41759, section II.G.2.(c): “an out-of-band emission that complies with both the average and peak limits of 15.209 is not required to satisfy the -27 dBm/MHz or -17 dBm/MHz maximum emission limit.”

15.209 Limit 216-960 MHz: 46 dBμV/m @ 3 meters

RF conducted limit: 46 dBμV/m -95.2 (3 meters) – 4.7 (ground plane) – 3dB (MIMO) – 16 dBi antenna gain = -72.9 dBm Quasi-Peak



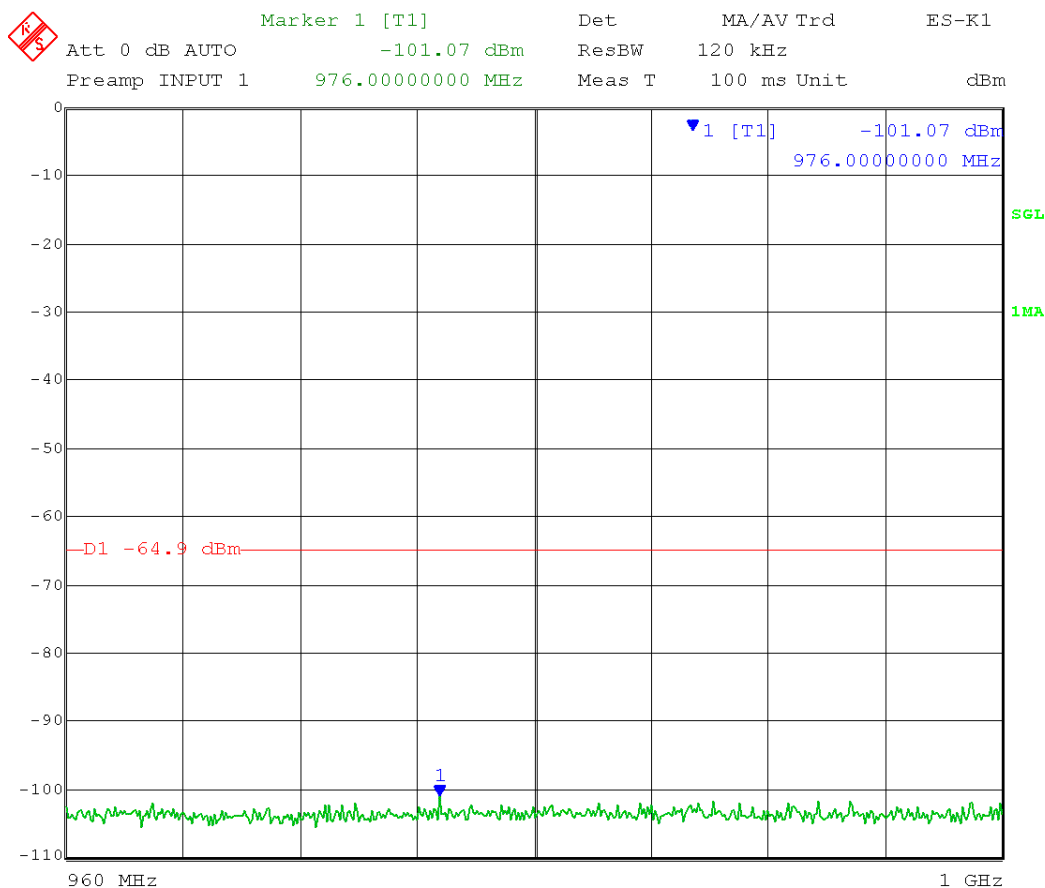
Date: 20.MAY.2014 12:21:52

Test Date: 05-20-2014  
Company: Cambium Networks  
EUT: ePMP 5.1 AP UNII  
Test: Maximum Unwanted Emission Levels - Conducted  
Operator: Craig B / Paul L  
Comment: Detector Bandwidth = 120 kHz  
Detector = Peak  
Low Channel Transmit = 5.160 GHz 5 MHz BW  
Output Power Setting: 7  
Channel 0  
Frequency Range: 960 MHz – 1000 MHz

Per 789033 D02 General UNII Test Procedures DR02-41759, section II.G.2.(c): “an out-of-band emission that complies with both the average and peak limits of 15.209 is not required to satisfy the -27 dBm/MHz or -17 dBm/MHz maximum emission limit.”

15.209 Limit 960-1000 MHz: 54 dB $\mu$ V/m @ 3 meters

RF conducted limit: 54 dB $\mu$ V/m -95.2 (3 meters) – 4.7 (ground plane) – 3dB (MIMO) – 16 dBi antenna gain = -64.9 dBm Quasi-Peak



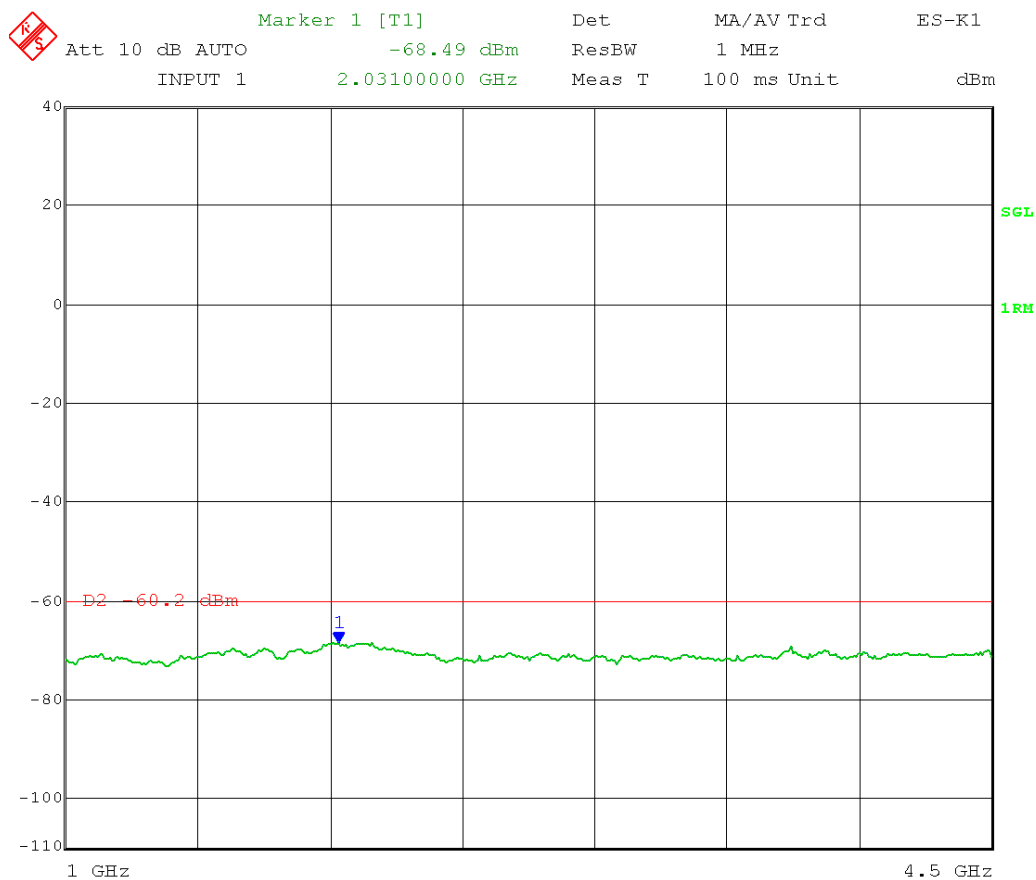
Date: 20.MAY.2014 12:33:36

Test Date: 05-28-2014  
Company: Cambium Networks  
EUT: ePMP 5.1 AP UNII  
Test: Maximum Unwanted Emission Levels - Conducted  
Operator: Craig B / Paul L  
Comment: Detector Bandwidth = 1 MHz  
Detector = RMS  
Low Channel Transmit = 5.160 GHz      5 MHz BW  
Output Power Setting: 7  
Channel 0  
Frequency Range: 1 – 4.5 GHz

Per 789033 D02 General UNII Test Procedures DR02-41759, section II.G.2.(c): “an out-of-band emission that complies with both the average and peak limits of 15.209 is not required to satisfy the -27 dBm/MHz or -17 dBm/MHz maximum emission limit.”

15.209 Average limit: 54 dB $\mu$ V/m @ 3 meters

RF conducted limit: 54 dB $\mu$ V/m -95.2 (3 meters) – 3 dB (MIMO) – 16 dBi antenna gain  
= -60.2 dBm Average



Date: 28.MAY.2014 13:18:28

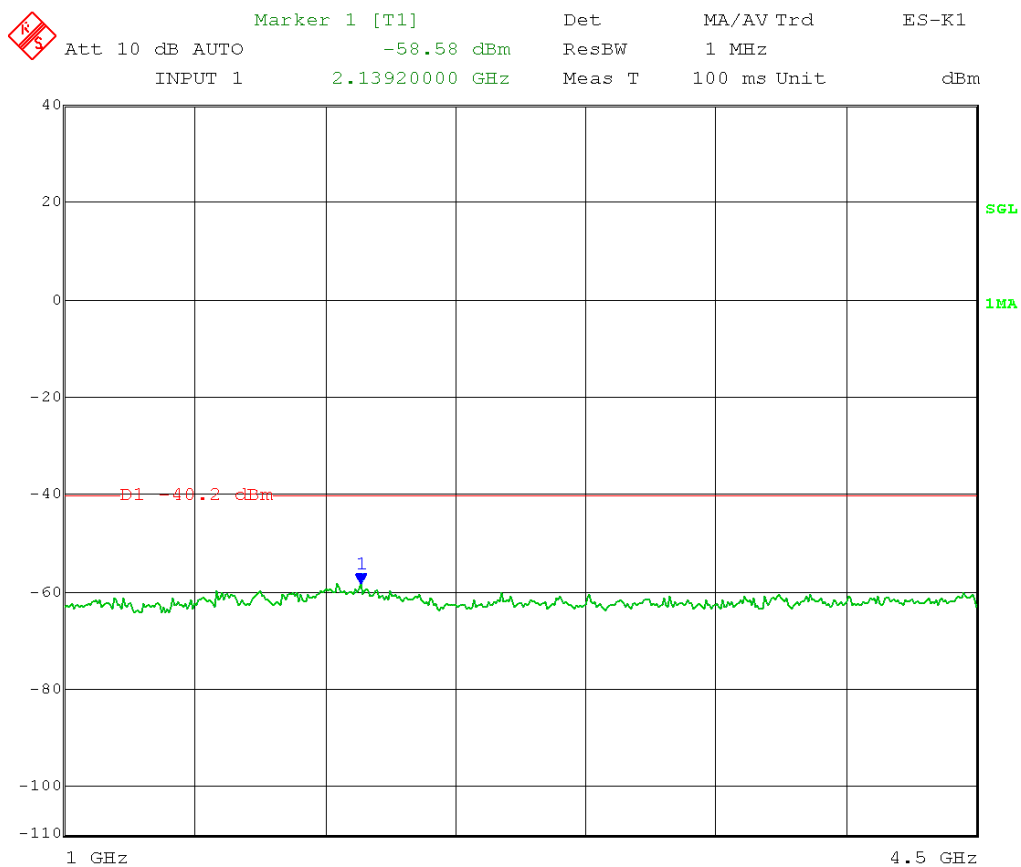


Test Date: 05-20-2014  
Company: Cambium Networks  
EUT: ePMP 5.1 AP UNII  
Test: Maximum Unwanted Emission Levels - Conducted  
Operator: Craig B / Paul L  
Comment: Detector Bandwidth = 1 MHz  
Detector = Peak  
Low Channel Transmit = 5.160 GHz 5 MHz BW  
Output Power Setting: 7  
Channel 0  
Frequency Range: 1 – 4.5 GHz

Per 789033 D02 General UNII Test Procedures DR02-41759, section II.G.2.(c): “an out-of-band emission that complies with both the average and peak limits of 15.209 is not required to satisfy the -27 dBm/MHz or -17 dBm/MHz maximum emission limit.”

15.209 Peak limit: 74 dBμV/m @ 3 meters

RF conducted limit: 74 dBμV/m -95.2 (3 meters) – 3 dB (MIMO) – 16 dBi antenna gain  
= -40.2 dBm Peak



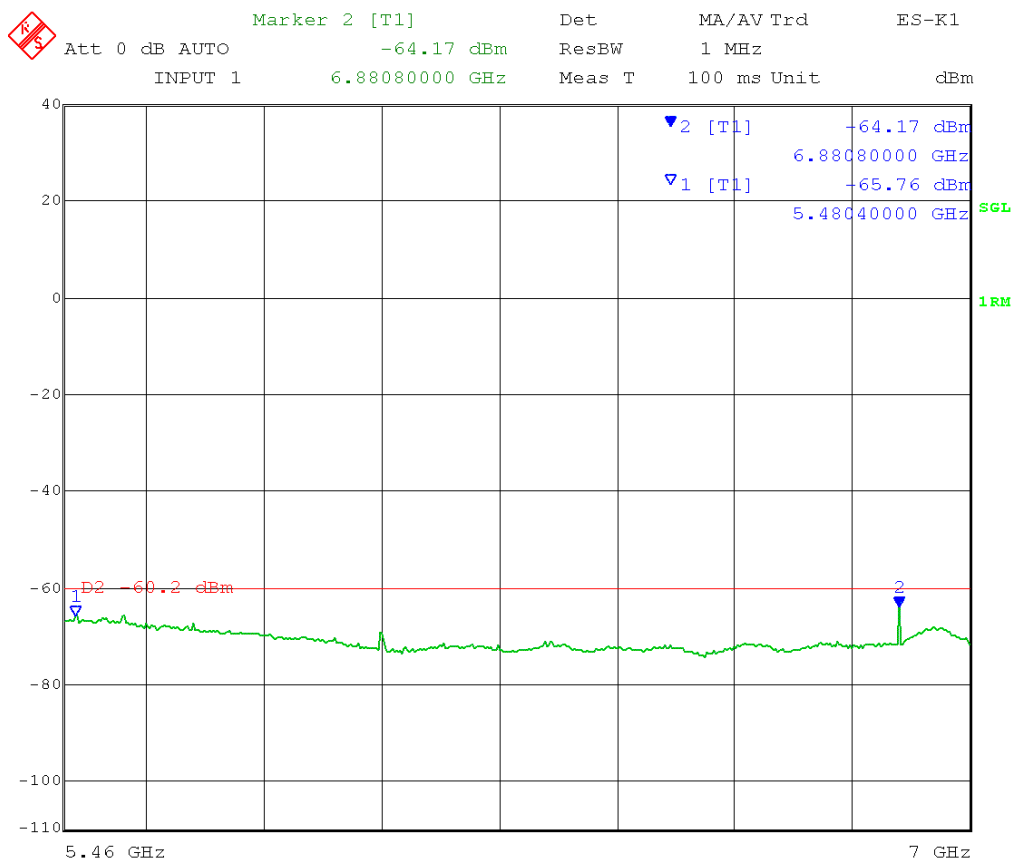
Date: 28.MAY.2014 13:18:55

Test Date: 05-28-2014  
Company: Cambium Networks  
EUT: ePMP 5.1 AP UNII  
Test: Maximum Unwanted Emission Levels - Conducted  
Operator: Craig B / Paul L  
Comment: Detector Bandwidth = 1 MHz  
Detector = RMS  
Low Channel Transmit = 5.160 GHz 5 MHz BW  
Output Power Setting: 7  
Channel 0  
Frequency Range: 5.46 – 7 GHz

Per 789033 D02 General UNII Test Procedures DR02-41759, section II.G.2.(c): “an out-of-band emission that complies with both the average and peak limits of 15.209 is not required to satisfy the -27 dBm/MHz or -17 dBm/MHz maximum emission limit.”

15.209 Average limit: 54 dBμV/m @ 3 meters

RF conducted limit: 54 dBμV/m -95.2 (3 meters) – 3 dB (MIMO) – 16 dBi antenna gain  
= -60.2 dBm Average



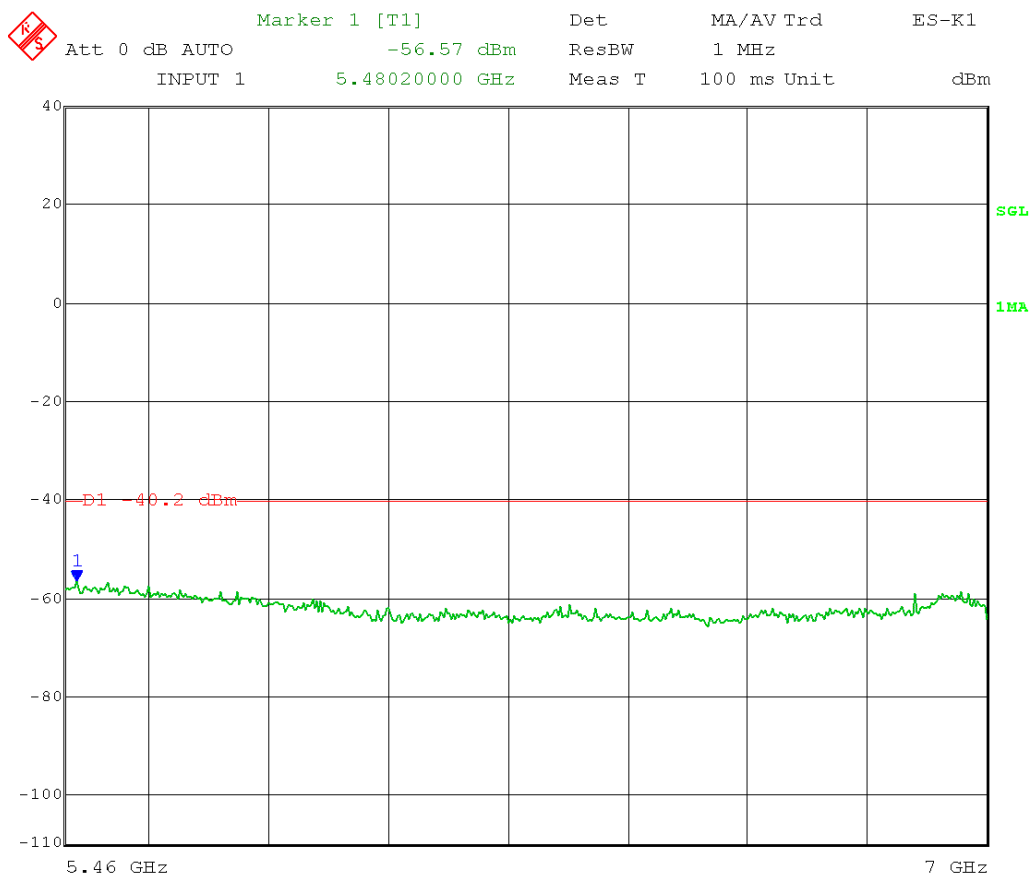
Date: 28.MAY.2014 13:31:53

Test Date: 05-28-2014  
Company: Cambium Networks  
EUT: ePMP 5.1 AP UNII  
Test: Maximum Unwanted Emission Levels - Conducted  
Operator: Craig B / Paul L  
Comment: Detector Bandwidth = 1 MHz  
Detector = Peak  
Low Channel Transmit = 5.160 GHz 5 MHz BW  
Output Power Setting: 7  
Channel 0  
Frequency Range: 5.46 – 7 GHz

Per 789033 D02 General UNII Test Procedures DR02-41759, section II.G.2.(c): “an out-of-band emission that complies with both the average and peak limits of 15.209 is not required to satisfy the -27 dBm/MHz or -17 dBm/MHz maximum emission limit.”

15.209 Peak limit: 74 dBμV/m @ 3 meters

RF conducted limit: 74 dBμV/m -95.2 (3 meters) – 3 dB (MIMO) – 16 dBi antenna gain  
= -40.2 dBm Peak



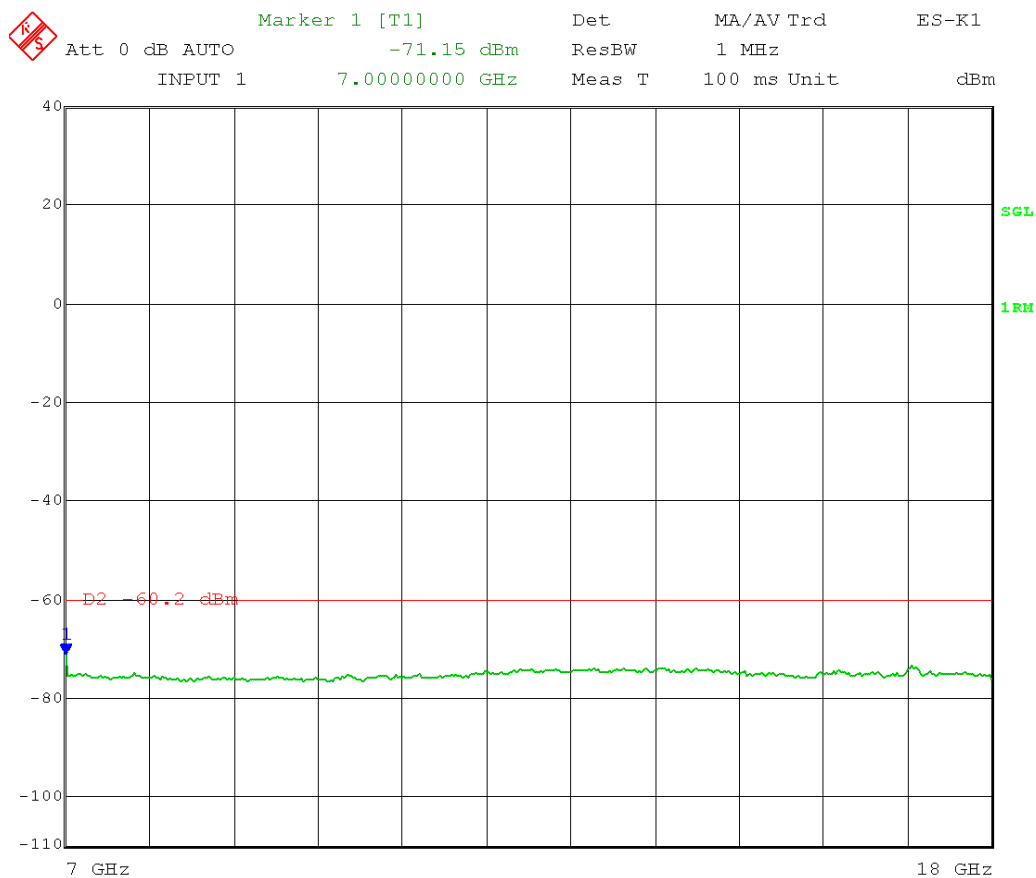
Date: 28.MAY.2014 13:30:30

Test Date: 05-28-2014  
Company: Cambium Networks  
EUT: ePMP 5.1 AP UNII  
Test: Maximum Unwanted Emission Levels - Conducted  
Operator: Craig B / Paul L  
Comment: Detector Bandwidth = 1 MHz  
Detector = RMS  
Low Channel Transmit = 5.160 GHz      5 MHz BW  
Output Power Setting: 7  
Channel 0  
Frequency Range: 7 – 18 GHz

Per 789033 D02 General UNII Test Procedures DR02-41759, section II.G.2.(c): “an out-of-band emission that complies with both the average and peak limits of 15.209 is not required to satisfy the -27 dBm/MHz or -17 dBm/MHz maximum emission limit.”

15.209 Average limit: 54 dB $\mu$ V/m @ 3 meters

RF conducted limit: 54 dB $\mu$ V/m -95.2 (3 meters) – 3 dB (MIMO) – 16 dBi antenna gain  
= -60.2 dBm Average



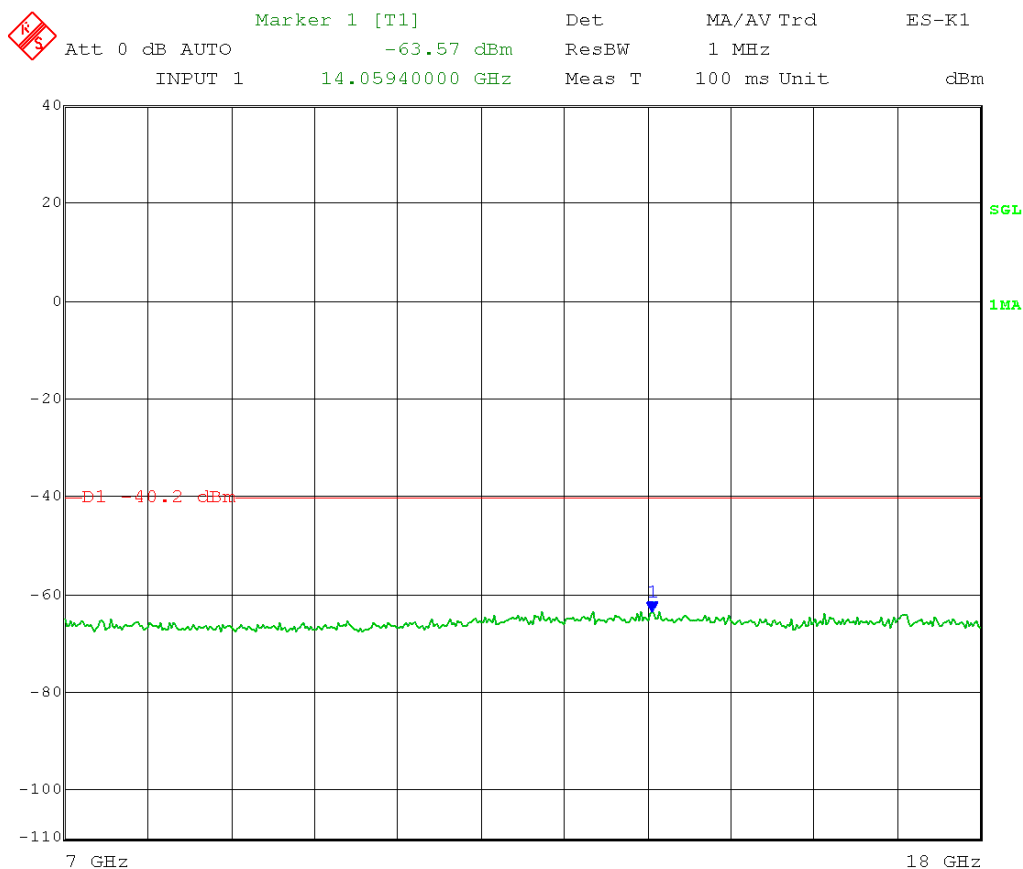
Date: 28.MAY.2014 13:42:09

Test Date: 05-28-2014  
Company: Cambium Networks  
EUT: ePMP 5.1 AP UNII  
Test: Maximum Unwanted Emission Levels - Conducted  
Operator: Craig B / Paul L  
Comment: Detector Bandwidth = 1 MHz  
Detector = Peak  
Low Channel Transmit = 5.160 GHz 5 MHz BW  
Output Power Setting: 7  
Channel 0  
Frequency Range: 7 – 18 GHz

Per 789033 D02 General UNII Test Procedures DR02-41759, section II.G.2.(c): “an out-of-band emission that complies with both the average and peak limits of 15.209 is not required to satisfy the -27 dBm/MHz or -17 dBm/MHz maximum emission limit.”

15.209 Peak limit: 74 dBμV/m @ 3 meters

RF conducted limit: 74 dBμV/m -95.2 (3 meters) – 3 dB (MIMO) – 16 dBi antenna gain  
= -40.2 dBm Peak



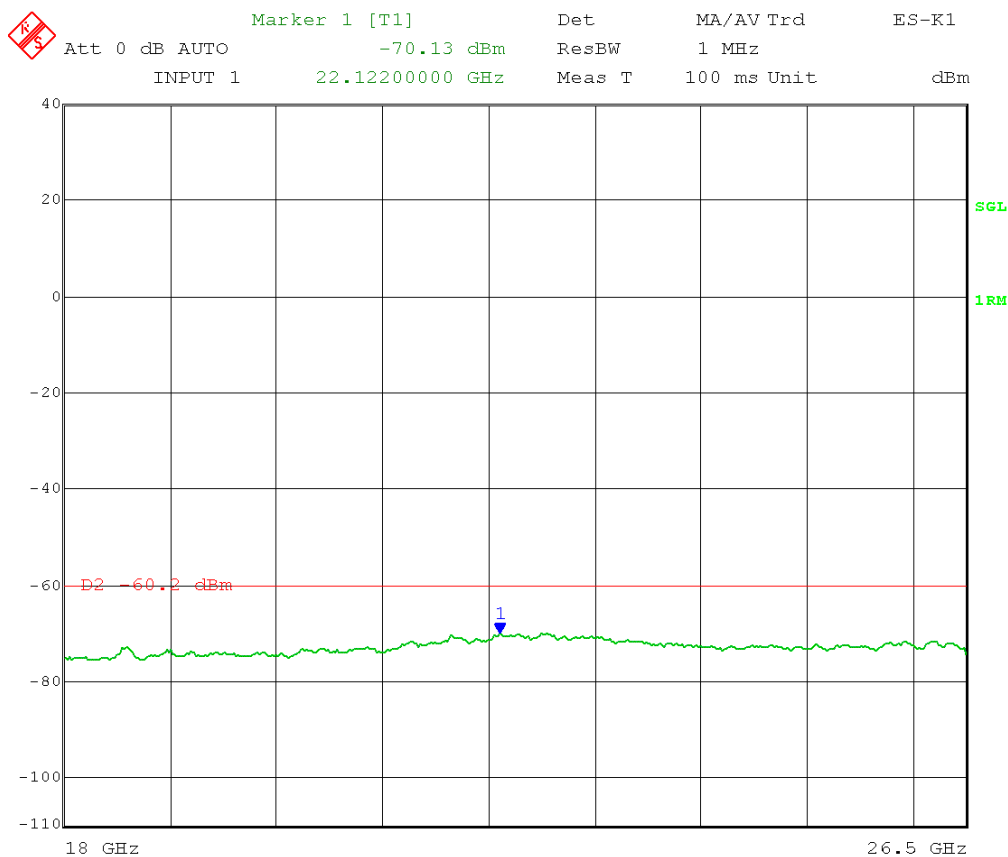
Date: 28.MAY.2014 13:41:28

Test Date: 05-28-2014  
Company: Cambium Networks  
EUT: ePMP 5.1 AP UNII  
Test: Maximum Unwanted Emission Levels - Conducted  
Operator: Craig B / Paul L  
Comment: Detector Bandwidth = 1 MHz  
Detector = RMS  
Low Channel Transmit = 5.160 GHz 5 MHz BW  
Output Power Setting: 7  
Channel 0  
Frequency Range: 18 – 26.5 GHz

Per 789033 D02 General UNII Test Procedures DR02-41759, section II.G.2.(c): “an out-of-band emission that complies with both the average and peak limits of 15.209 is not required to satisfy the -27 dBm/MHz or -17 dBm/MHz maximum emission limit.”

15.209 Average limit: 54 dB $\mu$ V/m @ 3 meters

RF conducted limit: 54 dB $\mu$ V/m -95.2 (3 meters) – 3 dB (MIMO) – 16 dBi antenna gain  
= -60.2 dBm Average



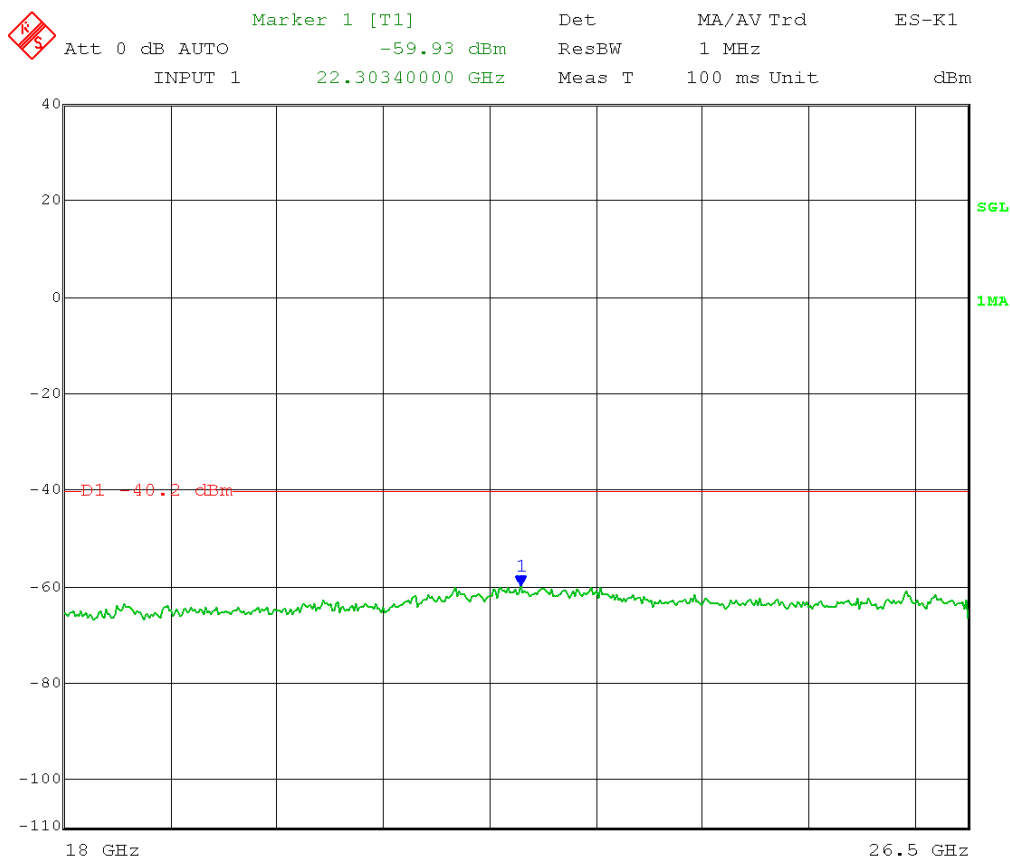
Date: 28.MAY.2014 13:57:58

Test Date: 05-28-2014  
Company: Cambium Networks  
EUT: ePMP 5.1 AP UNII  
Test: Maximum Unwanted Emission Levels - Conducted  
Operator: Craig B / Paul L  
Comment: Detector Bandwidth = 1 MHz  
Detector = Peak  
Low Channel Transmit = 5.160 GHz 5 MHz BW  
Output Power Setting: 7  
Channel 0  
Frequency Range: 18 – 26.5 GHz

Per 789033 D02 General UNII Test Procedures DR02-41759, section II.G.2.(c): “an out-of-band emission that complies with both the average and peak limits of 15.209 is not required to satisfy the -27 dBm/MHz or -17 dBm/MHz maximum emission limit.”

15.209 Peak limit: 74 dB $\mu$ V/m @ 3 meters

RF conducted limit: 74 dB $\mu$ V/m -95.2 (3 meters) – 3 dB (MIMO) – 16 dBi antenna gain  
= -40.2 dBm Peak



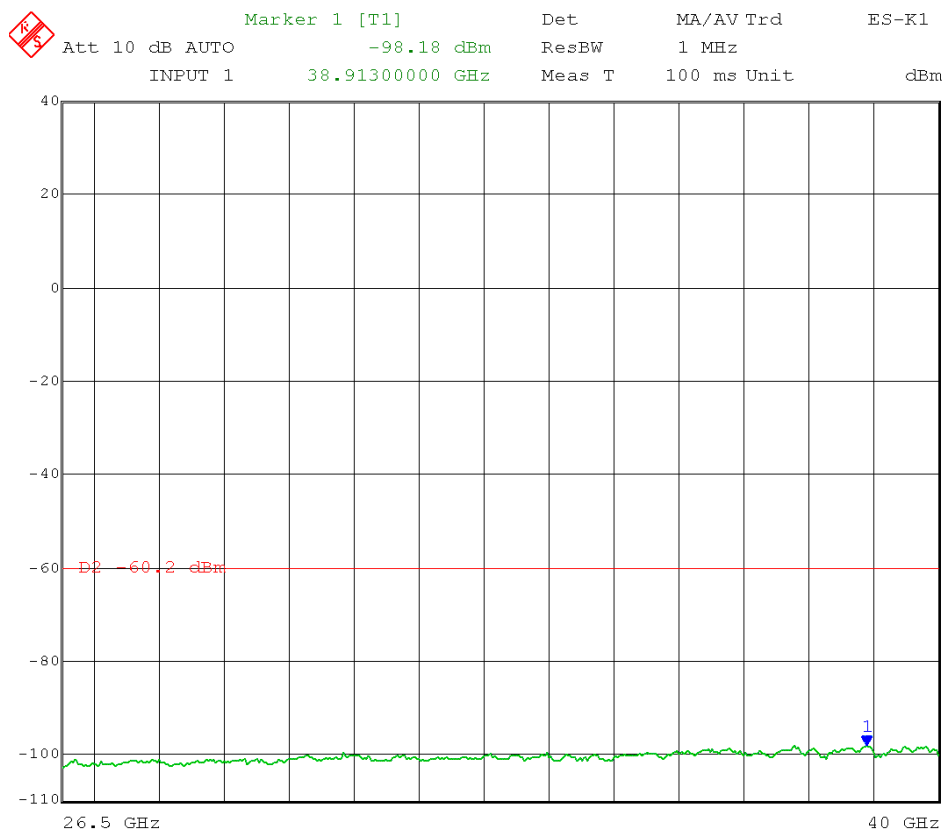
Date: 28.MAY.2014 13:57:18

Test Date: 05-28-2014  
Company: Cambium Networks  
EUT: ePMP 5.1 AP UNII  
Test: Maximum Unwanted Emission Levels - Conducted  
Operator: Craig B / Paul L  
Comment: Detector Bandwidth = 1 MHz  
Detector = RMS  
Low Channel Transmit = 5.160 GHz 5 MHz BW  
Output Power Setting: 7  
Channel 0  
Frequency Range: 26.5 – 40 GHz

Per 789033 D02 General UNII Test Procedures DR02-41759, section II.G.2.(c): “an out-of-band emission that complies with both the average and peak limits of 15.209 is not required to satisfy the -27 dBm/MHz or -17 dBm/MHz maximum emission limit.”

15.209 Average limit: 54 dB $\mu$ V/m @ 3 meters

RF conducted limit: 54 dB $\mu$ V/m -95.2 (3 meters) – 3 dB (MIMO) – 16 dBi antenna gain  
= -60.2 dBm Average



Date: 28.MAY.2014 14:29:18

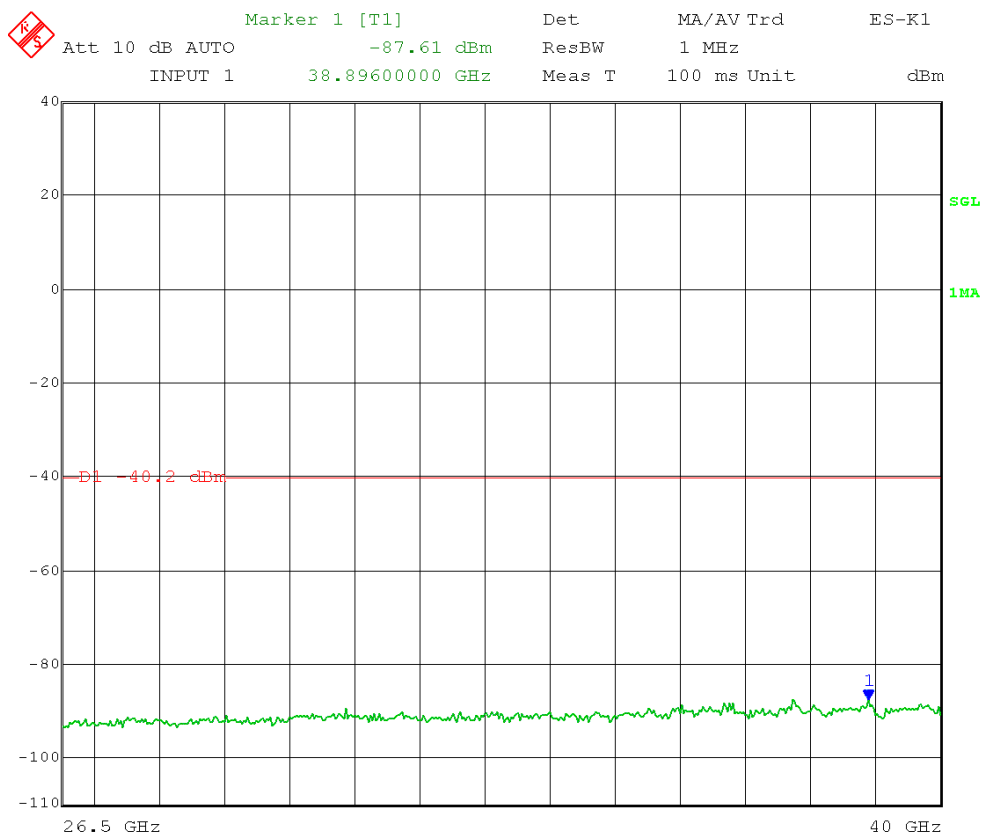


Test Date: 05-28-2014  
Company: Cambium Networks  
EUT: ePMP 5.1 AP UNII  
Test: Maximum Unwanted Emission Levels - Conducted  
Operator: Craig B / Paul L  
Comment: Detector Bandwidth = 1 MHz  
Detector = Peak  
Low Channel Transmit = 5.160 GHz 5 MHz BW  
Output Power Setting: 7  
Channel 0  
Frequency Range: 26.5 – 40 GHz

Per 789033 D02 General UNII Test Procedures DR02-41759, section II.G.2.(c): “an out-of-band emission that complies with both the average and peak limits of 15.209 is not required to satisfy the -27 dBm/MHz or -17 dBm/MHz maximum emission limit.”

15.209 Peak limit: 74 dBμV/m @ 3 meters

RF conducted limit: 74 dBμV/m -95.2 (3 meters) – 3 dB (MIMO) – 16 dBi antenna gain  
= -40.2 dBm Peak



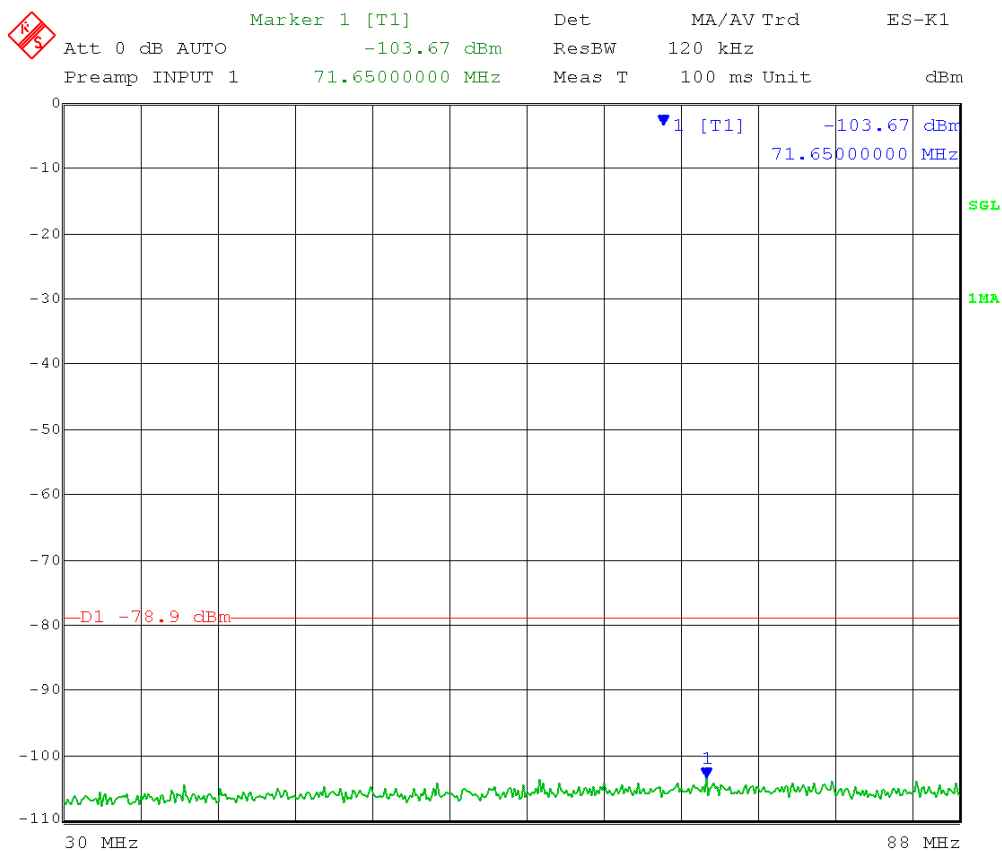
Date: 28.MAY.2014 14:28:25

Test Date: 05-20-2014  
Company: Cambium Networks  
EUT: ePMP 5.1 AP UNII  
Test: Maximum Unwanted Emission Levels - Conducted  
Operator: Craig B / Paul L  
Comment: Detector Bandwidth = 120 kHz  
Detector = Peak  
Mid Channel Transmit = 5.200 GHz 5 MHz BW  
Output Power Setting: 6  
Channel 0  
Frequency Range 30 MHz – 88 MHz

Per 789033 D02 General UNII Test Procedures DR02-41759, section II.G.2.(c): “an out-of-band emission that complies with both the average and peak limits of 15.209 is not required to satisfy the -27 dBm/MHz or -17 dBm/MHz maximum emission limit.”

15.209 Limit 30-88 MHz: 40 dB $\mu$ V/m @ 3 meters

RF conducted limit: 40 dB $\mu$ V/m -95.2 (3 meters) – 4.7 (ground plane) – 3dB (MIMO) – 16 dBi antenna gain = -78.9 dBm Quasi-Peak



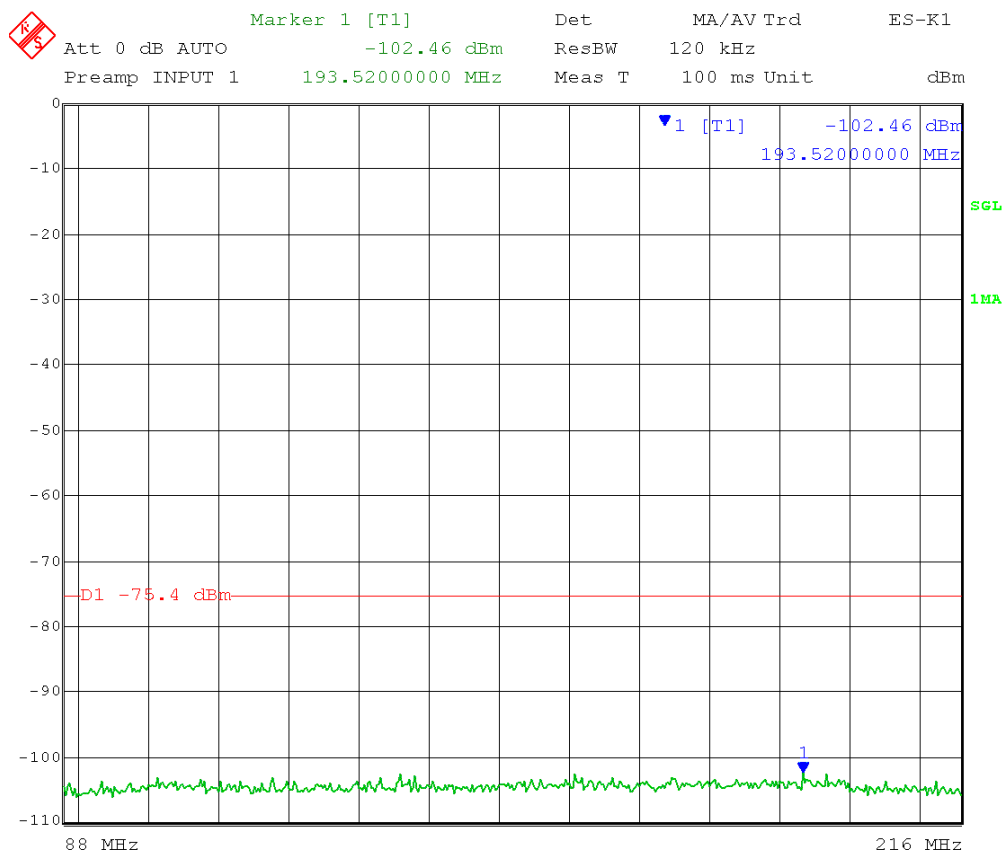
Date: 20.MAY.2014 11:42:41

Test Date: 05-20-2014  
Company: Cambium Networks  
EUT: ePMP 5.1 AP UNII  
Test: Maximum Unwanted Emission Levels - Conducted  
Operator: Craig B / Paul L  
Comment: Detector Bandwidth = 120 kHz  
Detector = Peak  
Mid Channel Transmit = 5.200 GHz 5 MHz BW  
Output Power Setting: 6  
Channel 0  
Frequency Range: 88 MHz – 216 MHz

Per 789033 D02 General UNII Test Procedures DR02-41759, section II.G.2.(c): “an out-of-band emission that complies with both the average and peak limits of 15.209 is not required to satisfy the -27 dBm/MHz or -17 dBm/MHz maximum emission limit.”

15.209 Limit 88-216 MHz: 43.5 dB $\mu$ V/m @ 3 meters

RF conducted limit: 43.5 dB $\mu$ V/m -95.2 (3 meters) – 4.7 (ground plane) – 3dB (MIMO) – 16 dBi antenna gain = -75.4 dBm Quasi-Peak



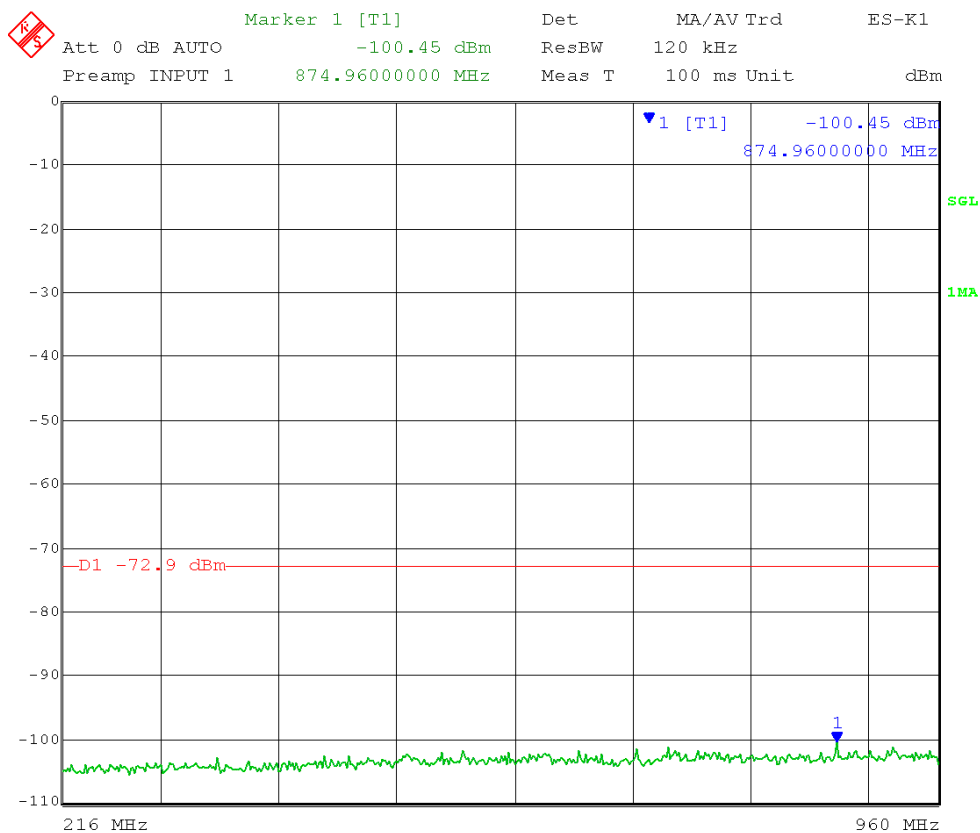
Date: 20.MAY.2014 12:14:30

Test Date: 05-20-2014  
Company: Cambium Networks  
EUT: ePMP 5.1 AP UNII  
Test: Maximum Unwanted Emission Levels - Conducted  
Operator: Craig B / Paul L  
Comment: Detector Bandwidth = 120 kHz  
Detector = Peak  
Mid Channel Transmit = 5.200 GHz 5 MHz BW  
Output Power Setting: 6  
Channel 0  
Frequency Range: 216 MHz – 960 MHz

Per 789033 D02 General UNII Test Procedures DR02-41759, section II.G.2.(c): “an out-of-band emission that complies with both the average and peak limits of 15.209 is not required to satisfy the -27 dBm/MHz or -17 dBm/MHz maximum emission limit.”

15.209 Limit 216-960 MHz: 46 dBμV/m @ 3 meters

RF conducted limit: 46 dBμV/m -95.2 (3 meters) – 4.7 (ground plane) – 3dB (MIMO) – 16 dBi antenna gain = -72.9 dBm Quasi-Peak



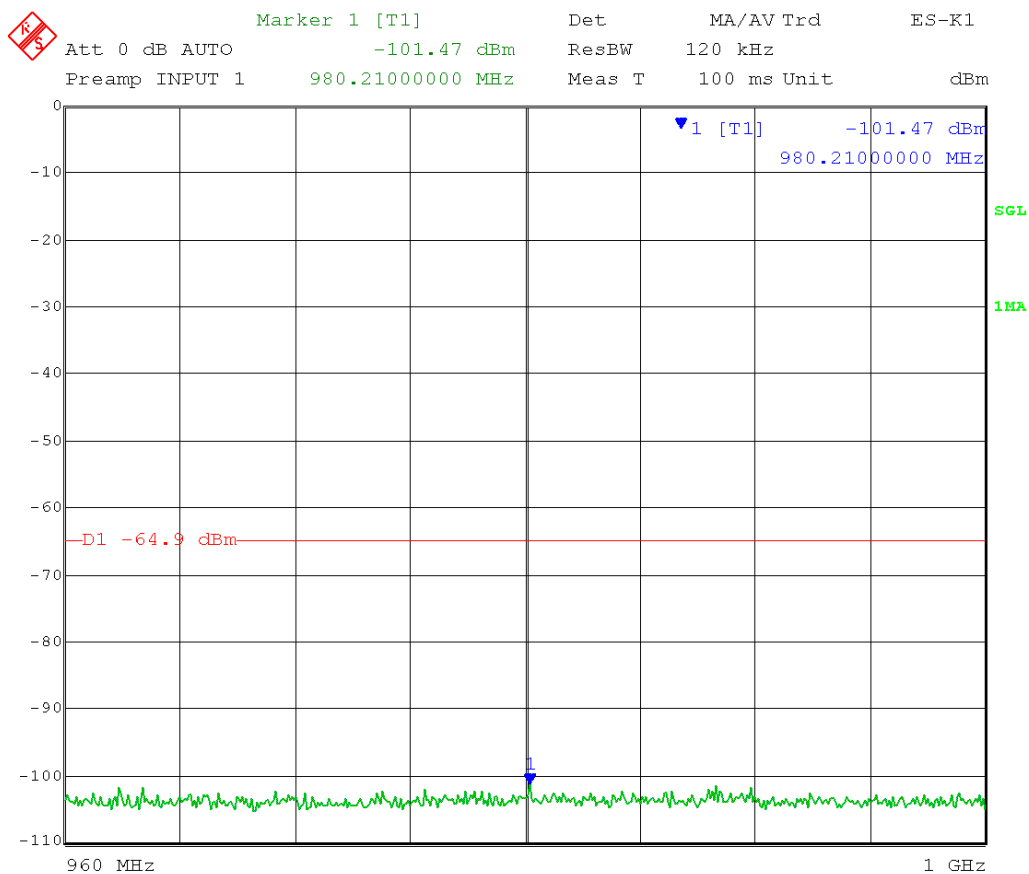
Date: 20.MAY.2014 12:25:07

Test Date: 05-20-2014  
Company: Cambium Networks  
EUT: ePMP 5.1 AP UNII  
Test: Maximum Unwanted Emission Levels - Conducted  
Operator: Craig B / Paul L  
Comment: Detector Bandwidth = 120 kHz  
Detector = Peak  
Mid Channel Transmit = 5.200 GHz 5 MHz BW  
Output Power Setting: 6  
Channel 0  
Frequency Range: 960 MHz – 1000 MHz

Per 789033 D02 General UNII Test Procedures DR02-41759, section II.G.2.(c): “an out-of-band emission that complies with both the average and peak limits of 15.209 is not required to satisfy the -27 dBm/MHz or -17 dBm/MHz maximum emission limit.”

15.209 Limit 960-1000 MHz: 54 dB $\mu$ V/m @ 3 meters

RF conducted limit: 54 dB $\mu$ V/m -95.2 (3 meters) – 4.7 (ground plane) – 3dB (MIMO) – 16 dBi antenna gain = -64.9 dBm Quasi-Peak



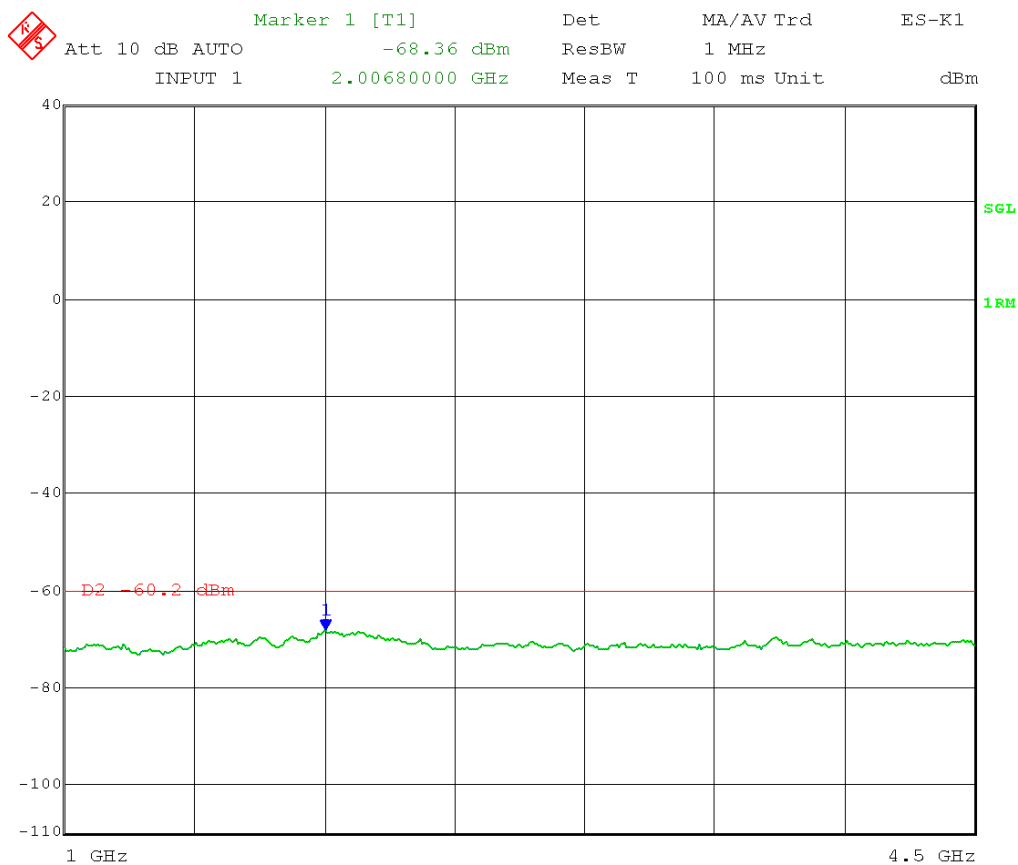
Date: 20.MAY.2014 12:32:00

Test Date: 05-28-2014  
Company: Cambium Networks  
EUT: ePMP 5.1 AP UNII  
Test: Maximum Unwanted Emission Levels - Conducted  
Operator: Craig B / Paul L  
Comment: Detector Bandwidth = 1 MHz  
Detector = RMS  
Mid Channel Transmit = 5.200 GHz 5 MHz BW  
Output Power Setting: 6  
Channel 0  
Frequency Range: 1 – 4.5 GHz

Per 789033 D02 General UNII Test Procedures DR02-41759, section II.G.2.(c): “an out-of-band emission that complies with both the average and peak limits of 15.209 is not required to satisfy the -27 dBm/MHz or -17 dBm/MHz maximum emission limit.”

15.209 Average limit: 54 dBμV/m @ 3 meters

RF conducted limit: 54 dBμV/m -95.2 (3 meters) – 3 dB (MIMO) – 16 dBi antenna gain  
= -60.2 dBm Average



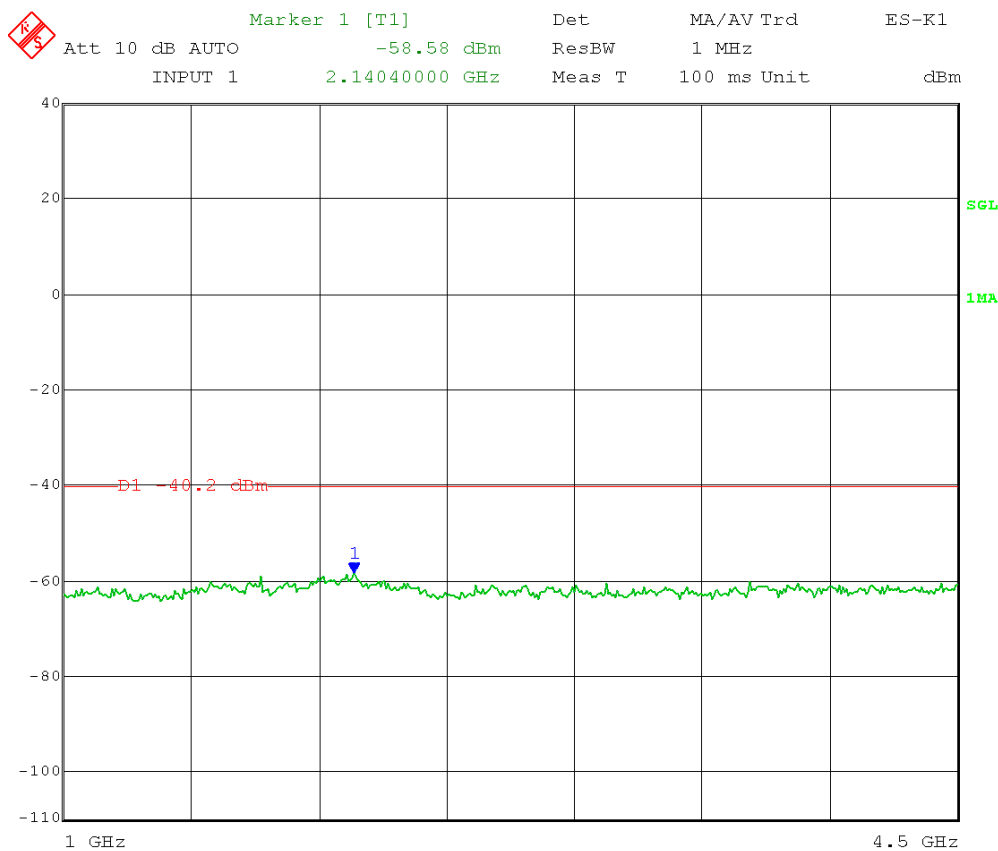
Date: 28.MAY.2014 13:20:31

Test Date: 05-20-2014  
Company: Cambium Networks  
EUT: ePMP 5.1 AP UNII  
Test: Maximum Unwanted Emission Levels - Conducted  
Operator: Craig B / Paul L  
Comment: Detector Bandwidth = 1 MHz  
Detector = Peak  
Mid Channel Transmit = 5.200 GHz 5 MHz BW  
Output Power Setting: 6  
Channel 0  
Frequency Range: 1 – 4.5 GHz

Per 789033 D02 General UNII Test Procedures DR02-41759, section II.G.2.(c): “an out-of-band emission that complies with both the average and peak limits of 15.209 is not required to satisfy the -27 dBm/MHz or -17 dBm/MHz maximum emission limit.”

15.209 Peak limit: 74 dBμV/m @ 3 meters

RF conducted limit: 74 dBμV/m -95.2 (3 meters) – 3 dB (MIMO) – 16 dBi antenna gain  
= -40.2 dBm Peak



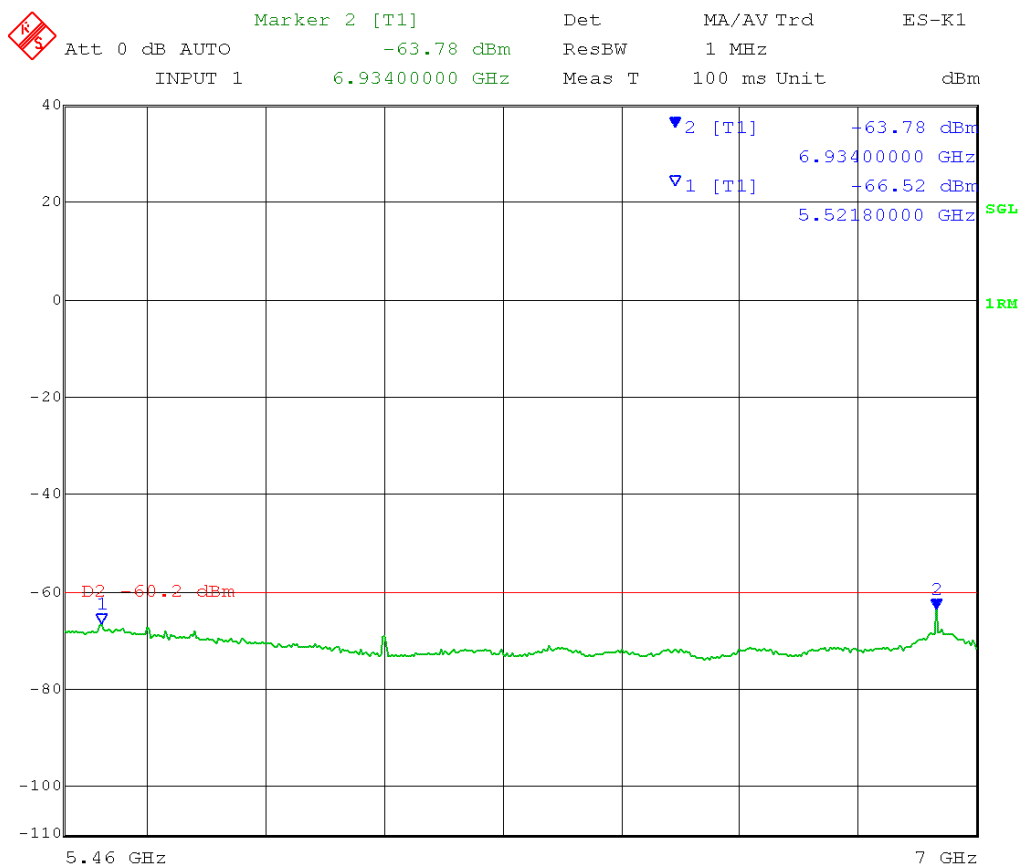
Date: 28.MAY.2014 13:20:02

Test Date: 05-28-2014  
Company: Cambium Networks  
EUT: ePMP 5.1 AP UNII  
Test: Maximum Unwanted Emission Levels - Conducted  
Operator: Craig B / Paul L  
Comment: Detector Bandwidth = 1 MHz  
Detector = RMS  
Mid Channel Transmit = 5.200 GHz 5 MHz BW  
Output Power Setting: 6  
Channel 0  
Frequency Range: 5.46 – 7 GHz

Per 789033 D02 General UNII Test Procedures DR02-41759, section II.G.2.(c): “an out-of-band emission that complies with both the average and peak limits of 15.209 is not required to satisfy the -27 dBm/MHz or -17 dBm/MHz maximum emission limit.”

15.209 Average limit: 54 dB $\mu$ V/m @ 3 meters

RF conducted limit: 54 dB $\mu$ V/m -95.2 (3 meters) – 3 dB (MIMO) – 16 dBi antenna gain  
= -60.2 dBm Average



Date: 28.MAY.2014 13:33:25

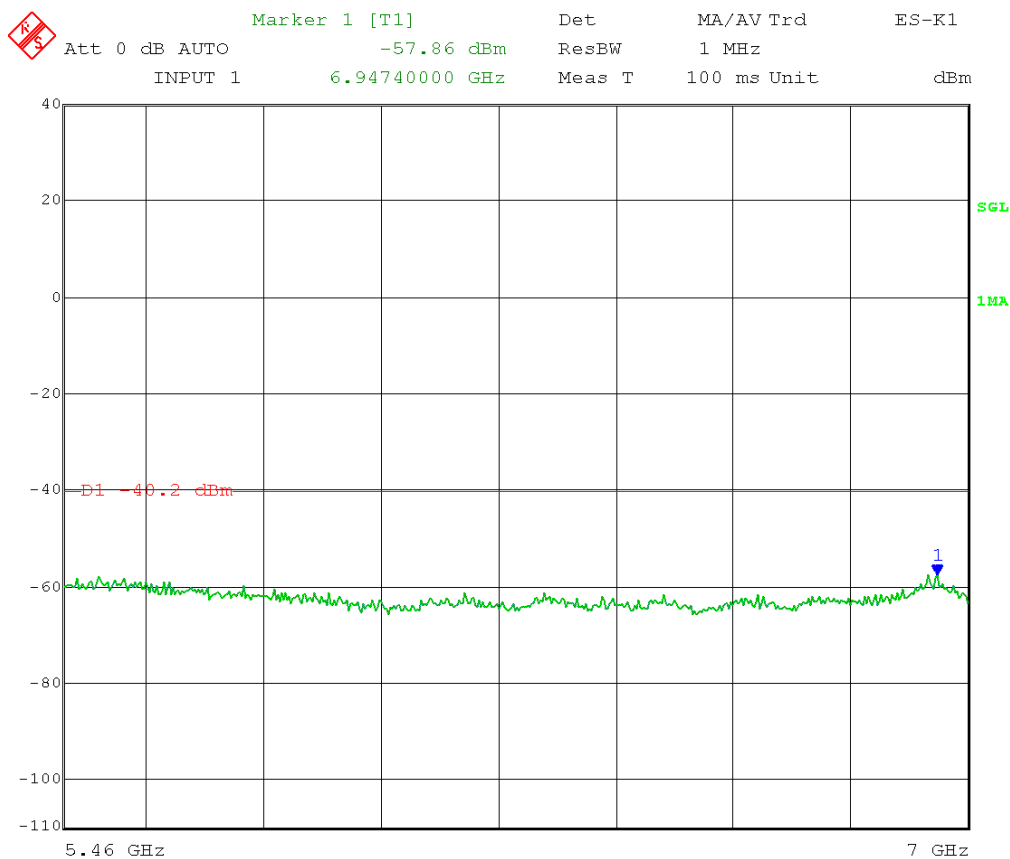


Test Date: 05-28-2014  
Company: Cambium Networks  
EUT: ePMP 5.1 AP UNII  
Test: Maximum Unwanted Emission Levels - Conducted  
Operator: Craig B / Paul L  
Comment: Detector Bandwidth = 1 MHz  
Detector = Peak  
Mid Channel Transmit = 5.200 GHz 5 MHz BW  
Output Power Setting: 6  
Channel 0  
Frequency Range: 5.46 – 7 GHz

Per 789033 D02 General UNII Test Procedures DR02-41759, section II.G.2.(c): “an out-of-band emission that complies with both the average and peak limits of 15.209 is not required to satisfy the -27 dBm/MHz or -17 dBm/MHz maximum emission limit.”

15.209 Peak limit: 74 dB $\mu$ V/m @ 3 meters

RF conducted limit: 74 dB $\mu$ V/m -95.2 (3 meters) – 3 dB (MIMO) – 16 dBi antenna gain  
= -40.2 dBm Peak



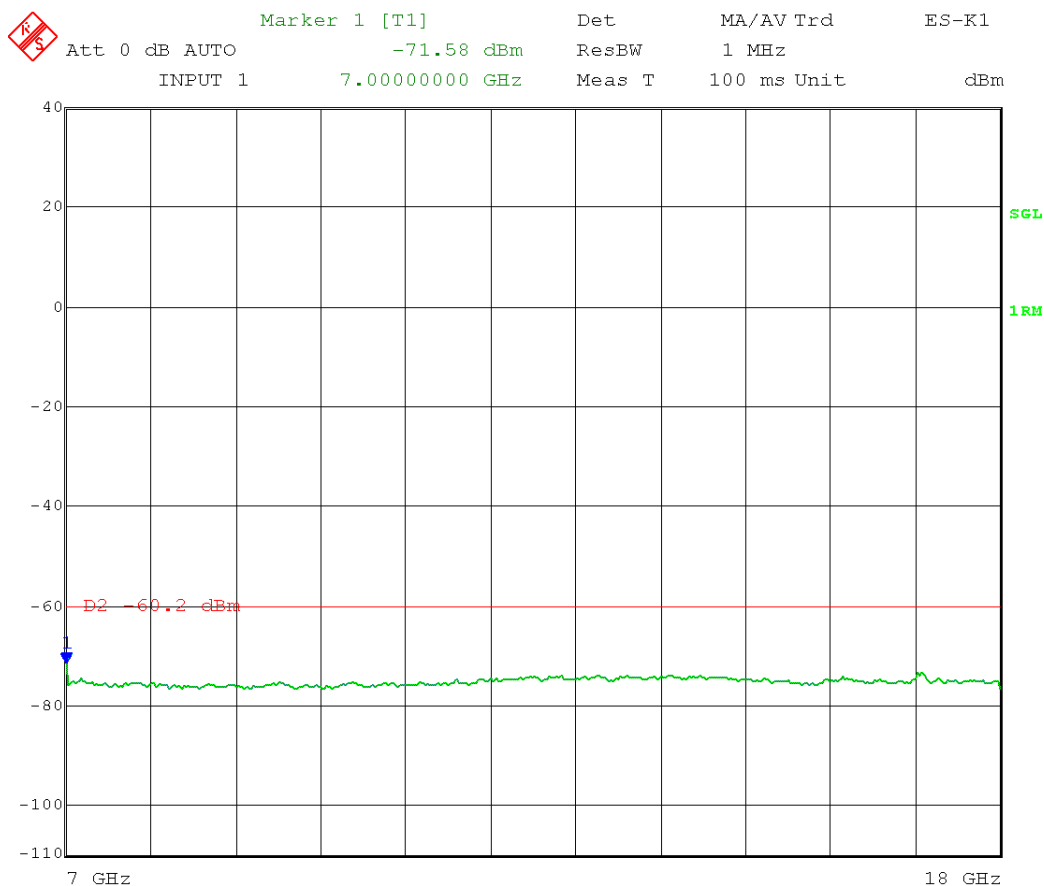
Date: 28.MAY.2014 13:34:39

Test Date: 05-28-2014  
Company: Cambium Networks  
EUT: ePMP 5.1 AP UNII  
Test: Maximum Unwanted Emission Levels - Conducted  
Operator: Craig B / Paul L  
Comment: Detector Bandwidth = 1 MHz  
Detector = RMS  
Mid Channel Transmit = 5.200 GHz 5 MHz BW  
Output Power Setting: 6  
Channel 0  
Frequency Range: 7 – 18 GHz

Per 789033 D02 General UNII Test Procedures DR02-41759, section II.G.2.(c): “an out-of-band emission that complies with both the average and peak limits of 15.209 is not required to satisfy the -27 dBm/MHz or -17 dBm/MHz maximum emission limit.”

15.209 Average limit: 54 dB $\mu$ V/m @ 3 meters

RF conducted limit: 54 dB $\mu$ V/m -95.2 (3 meters) – 3 dB (MIMO) – 16 dBi antenna gain  
= -60.2 dBm Average



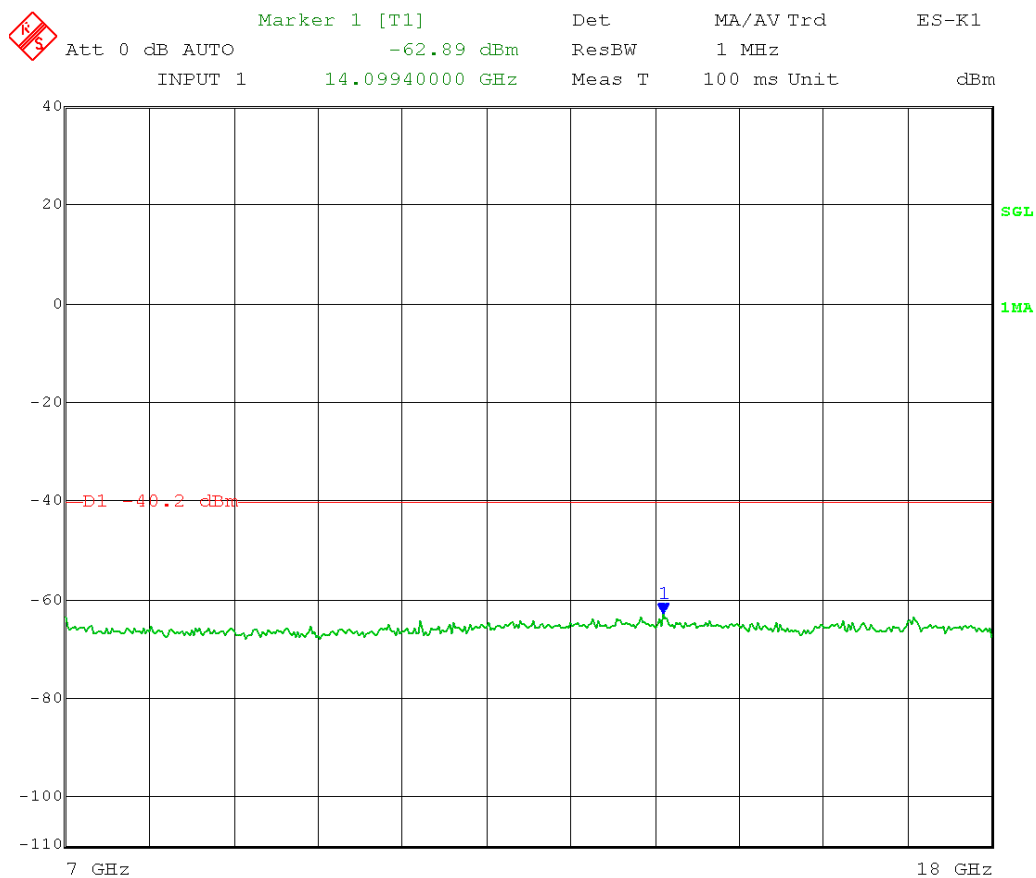
Date: 28.MAY.2014 13:44:18

Test Date: 05-28-2014  
Company: Cambium Networks  
EUT: ePMP 5.1 AP UNII  
Test: Maximum Unwanted Emission Levels - Conducted  
Operator: Craig B / Paul L  
Comment: Detector Bandwidth = 1 MHz  
Detector = Peak  
Mid Channel Transmit = 5.200 GHz 5 MHz BW  
Output Power Setting: 6  
Channel 0  
Frequency Range: 7 – 18 GHz

Per 789033 D02 General UNII Test Procedures DR02-41759, section II.G.2.(c): “an out-of-band emission that complies with both the average and peak limits of 15.209 is not required to satisfy the -27 dBm/MHz or -17 dBm/MHz maximum emission limit.”

15.209 Peak limit: 74 dBμV/m @ 3 meters

RF conducted limit: 74 dBμV/m -95.2 (3 meters) – 3 dB (MIMO) – 16 dBi antenna gain  
= -40.2 dBm Peak



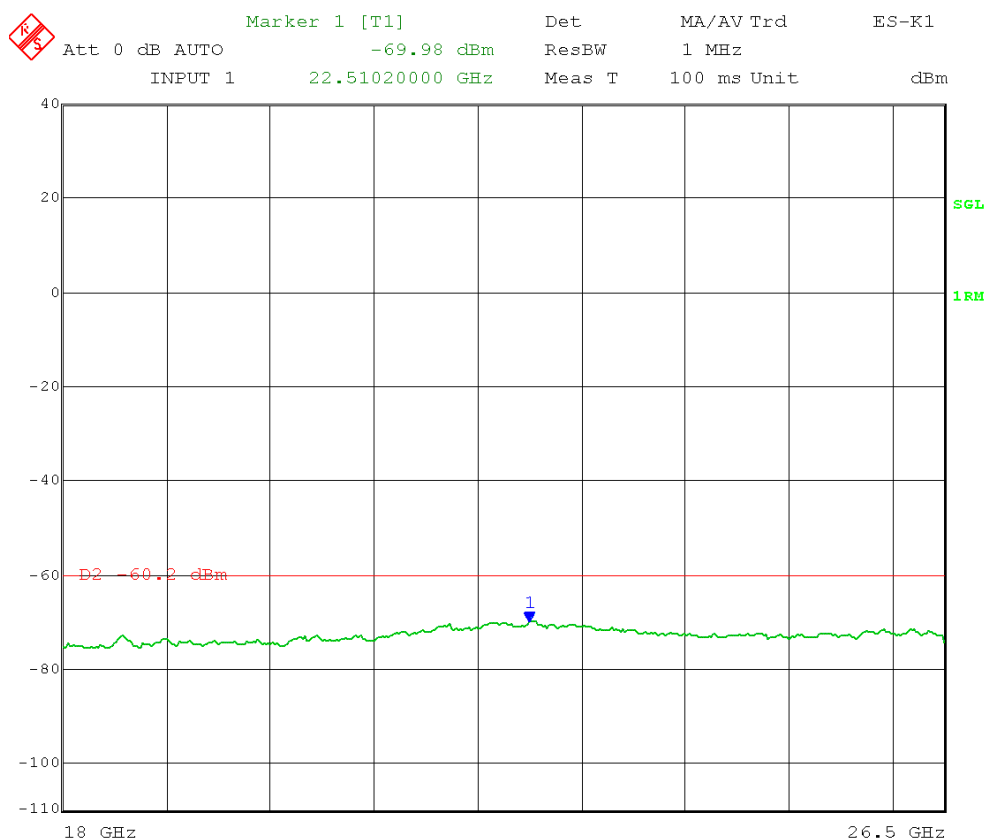
Date: 28.MAY.2014 13:45:07

Test Date: 05-28-2014  
Company: Cambium Networks  
EUT: ePMP 5.1 AP UNII  
Test: Maximum Unwanted Emission Levels - Conducted  
Operator: Craig B / Paul L  
Comment: Detector Bandwidth = 1 MHz  
Detector = RMS  
Mid Channel Transmit = 5.200 GHz 5 MHz BW  
Output Power Setting: 6  
Channel 0  
Frequency Range: 18 – 26.5 GHz

Per 789033 D02 General UNII Test Procedures DR02-41759, section II.G.2.(c): “an out-of-band emission that complies with both the average and peak limits of 15.209 is not required to satisfy the -27 dBm/MHz or -17 dBm/MHz maximum emission limit.”

15.209 Average limit: 54 dBμV/m @ 3 meters

RF conducted limit: 54 dBμV/m -95.2 (3 meters) – 3 dB (MIMO) – 16 dBi antenna gain  
= -60.2 dBm Average



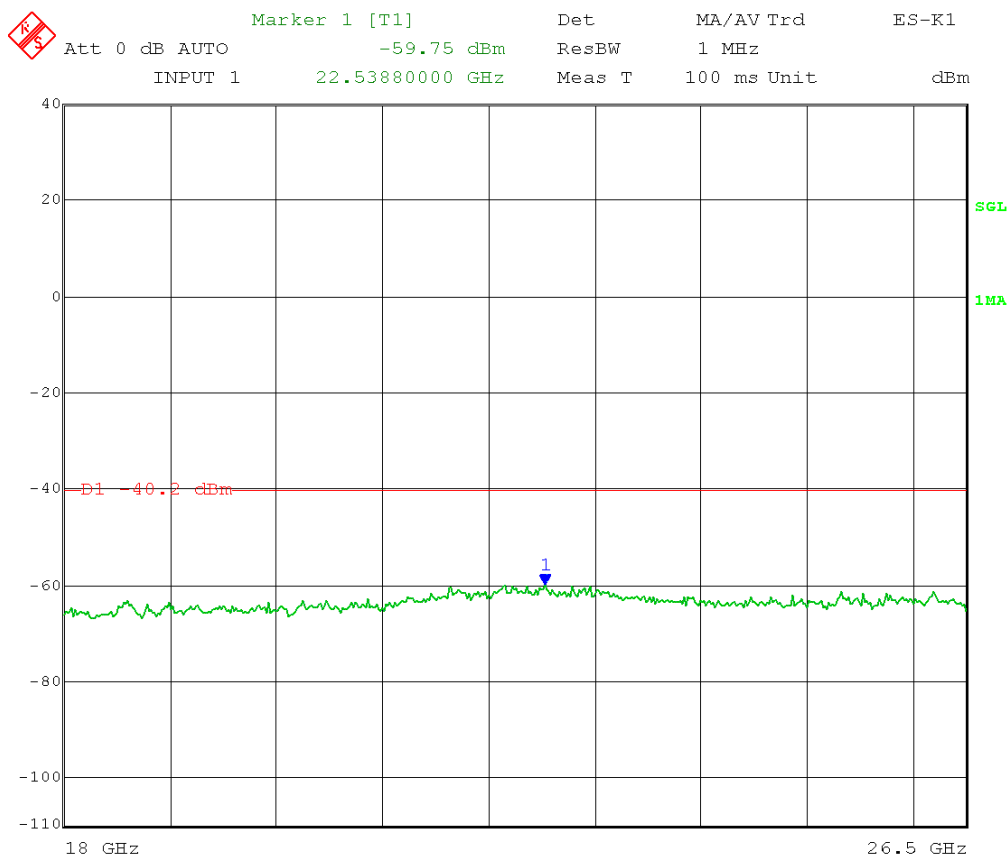
Date: 28.MAY.2014 14:00:04

Test Date: 05-28-2014  
Company: Cambium Networks  
EUT: ePMP 5.1 AP UNII  
Test: Maximum Unwanted Emission Levels - Conducted  
Operator: Craig B / Paul L  
Comment: Detector Bandwidth = 1 MHz  
Detector = Peak  
Mid Channel Transmit = 5.200 GHz 5 MHz BW  
Output Power Setting: 6  
Channel 0  
Frequency Range: 18 – 26.5 GHz

Per 789033 D02 General UNII Test Procedures DR02-41759, section II.G.2.(c): “an out-of-band emission that complies with both the average and peak limits of 15.209 is not required to satisfy the -27 dBm/MHz or -17 dBm/MHz maximum emission limit.”

15.209 Peak limit: 74 dBμV/m @ 3 meters

RF conducted limit: 74 dBμV/m -95.2 (3 meters) – 3 dB (MIMO) – 16 dBi antenna gain  
= -40.2 dBm Peak



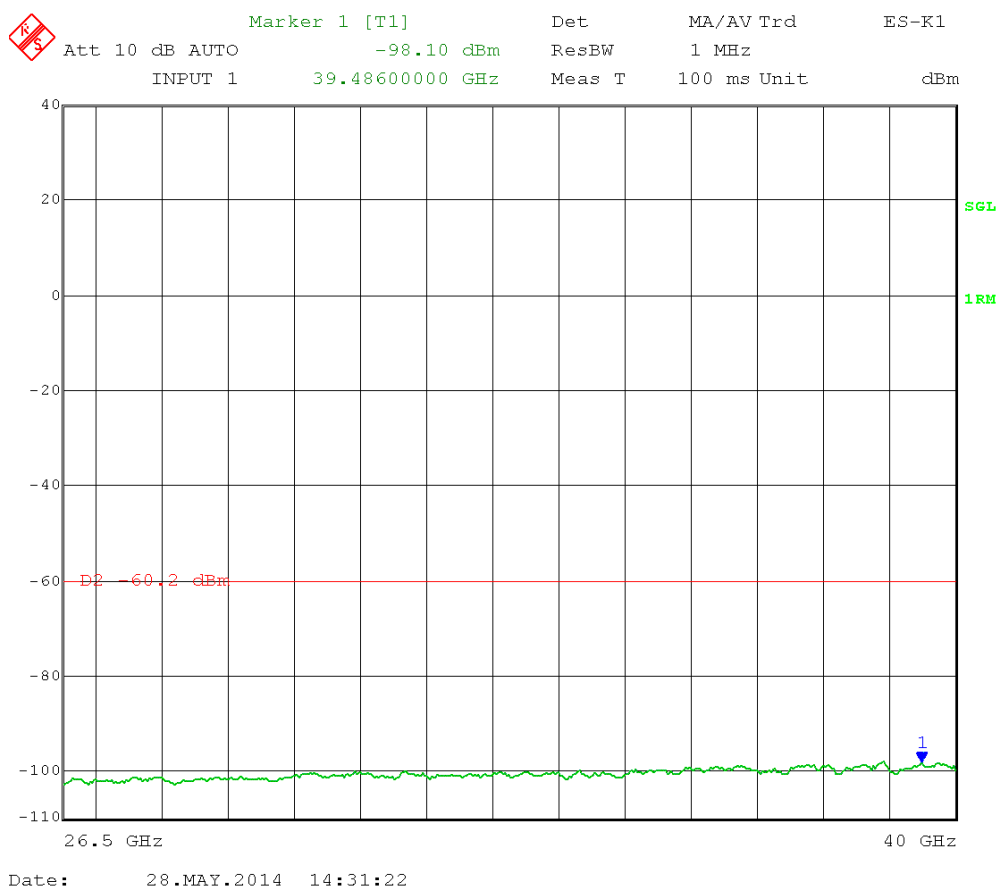
Date: 28.MAY.2014 14:00:46

Test Date: 05-28-2014  
Company: Cambium Networks  
EUT: ePMP 5.1 AP UNII  
Test: Maximum Unwanted Emission Levels - Conducted  
Operator: Craig B / Paul L  
Comment: Detector Bandwidth = 1 MHz  
Detector = RMS  
Mid Channel Transmit = 5.200 GHz 5 MHz BW  
Output Power Setting: 6  
Channel 0  
Frequency Range: 26.5 – 40 GHz

Per 789033 D02 General UNII Test Procedures DR02-41759, section II.G.2.(c): “an out-of-band emission that complies with both the average and peak limits of 15.209 is not required to satisfy the -27 dBm/MHz or -17 dBm/MHz maximum emission limit.”

15.209 Average limit: 54 dBμV/m @ 3 meters

RF conducted limit: 54 dBμV/m -95.2 (3 meters) – 3 dB (MIMO) – 16 dBi antenna gain  
= -60.2 dBm Average

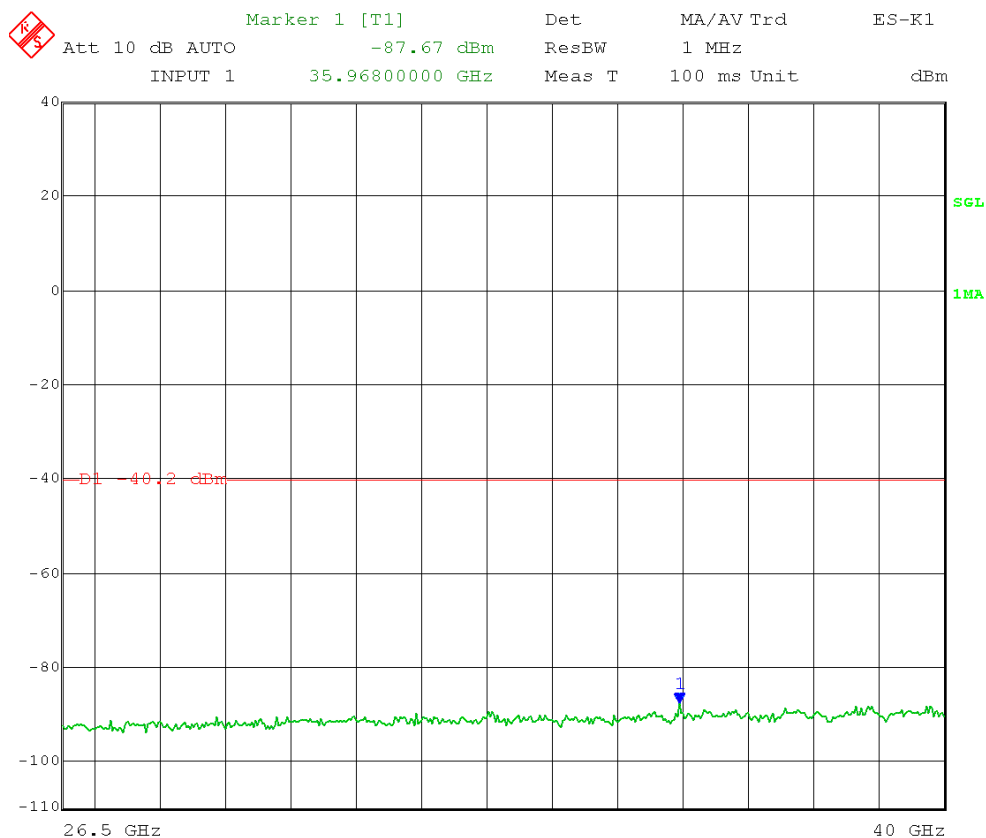


Test Date: 05-28-2014  
Company: Cambium Networks  
EUT: ePMP 5.1 AP UNII  
Test: Maximum Unwanted Emission Levels - Conducted  
Operator: Craig B / Paul L  
Comment: Detector Bandwidth = 1 MHz  
Detector = Peak  
Mid Channel Transmit = 5.200 GHz 5 MHz BW  
Output Power Setting: 6  
Channel 0  
Frequency Range: 26.5 – 40 GHz

Per 789033 D02 General UNII Test Procedures DR02-41759, section II.G.2.(c): “an out-of-band emission that complies with both the average and peak limits of 15.209 is not required to satisfy the -27 dBm/MHz or -17 dBm/MHz maximum emission limit.”

15.209 Peak limit: 74 dBμV/m @ 3 meters

RF conducted limit: 74 dBμV/m -95.2 (3 meters) – 3 dB (MIMO) – 16 dBi antenna gain  
= -40.2 dBm Peak



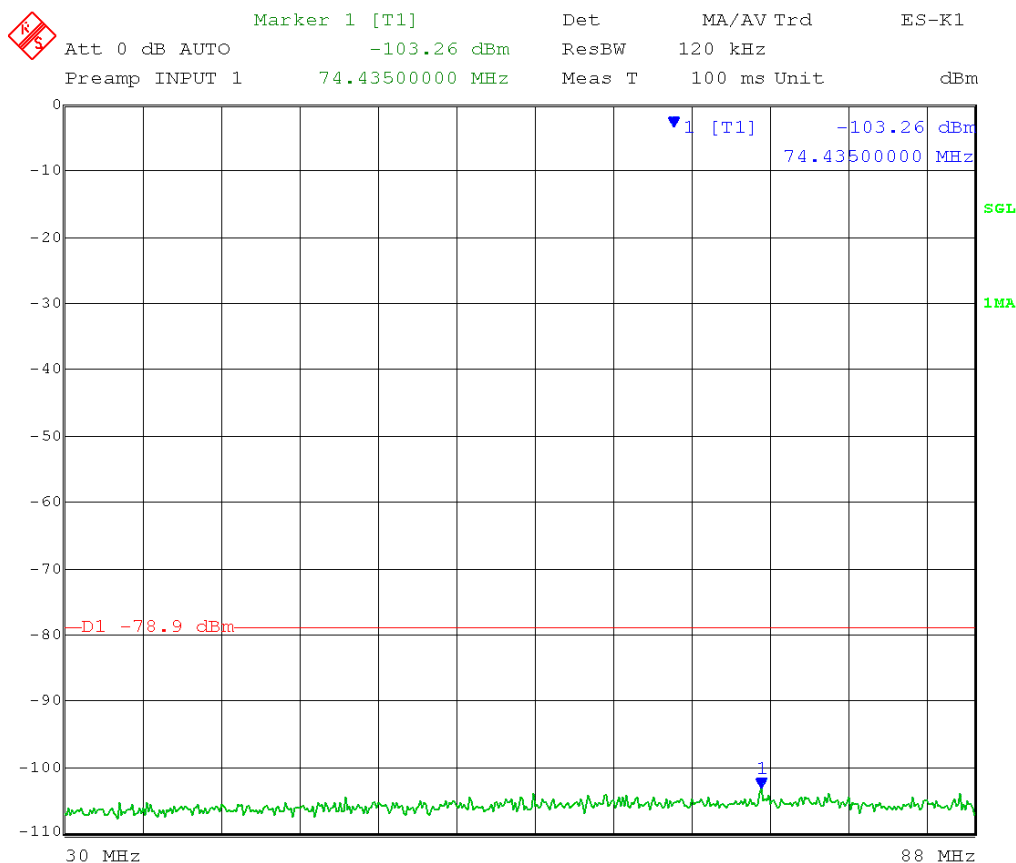
Date: 28.MAY.2014 14:32:13

Test Date: 05-20-2014  
Company: Cambium Networks  
EUT: ePMP 5.1 AP UNII  
Test: Maximum Unwanted Emission Levels - Conducted  
Operator: Craig B / Paul L  
Comment: Detector Bandwidth = 120 kHz  
Detector = Peak  
High Channel Transmit = 5.245 GHz 5 MHz BW  
Output Power Setting: 11  
Channel 0  
Frequency Range 30 MHz – 88 MHz

Per 789033 D02 General UNII Test Procedures DR02-41759, section II.G.2.(c): “an out-of-band emission that complies with both the average and peak limits of 15.209 is not required to satisfy the -27 dBm/MHz or -17 dBm/MHz maximum emission limit.”

15.209 Limit 30-88 MHz: 40 dBμV/m @ 3 meters

RF conducted limit: 40 dBμV/m -95.2 (3 meters) – 4.7 (ground plane) – 3dB (MIMO) – 16 dBi antenna gain = -78.9 dBm Quasi-Peak



Date: 20.MAY.2014 11:44:38

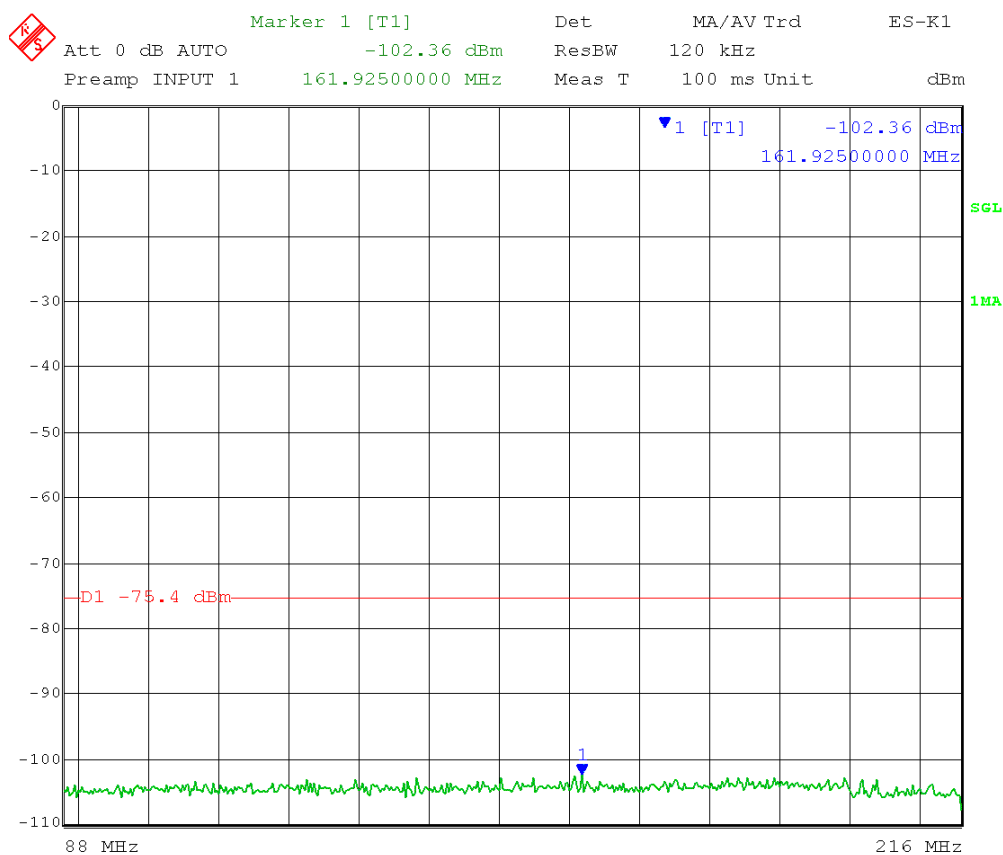


Test Date: 05-20-2014  
Company: Cambium Networks  
EUT: ePMP 5.1 AP UNII  
Test: Maximum Unwanted Emission Levels - Conducted  
Operator: Craig B / Paul L  
Comment: Detector Bandwidth = 120 kHz  
Detector = Peak  
High Channel Transmit = 5.245 GHz 5 MHz BW  
Output Power Setting: 11  
Channel 0  
Frequency Range: 88 MHz – 216 MHz

Per 789033 D02 General UNII Test Procedures DR02-41759, section II.G.2.(c): “an out-of-band emission that complies with both the average and peak limits of 15.209 is not required to satisfy the -27 dBm/MHz or -17 dBm/MHz maximum emission limit.”

15.209 Limit 88-216 MHz: 43.5 dB $\mu$ V/m @ 3 meters

RF conducted limit: 43.5 dB $\mu$ V/m -95.2 (3 meters) – 4.7 (ground plane) – 3dB (MIMO) – 16 dBi antenna gain = -75.4 dBm Quasi-Peak



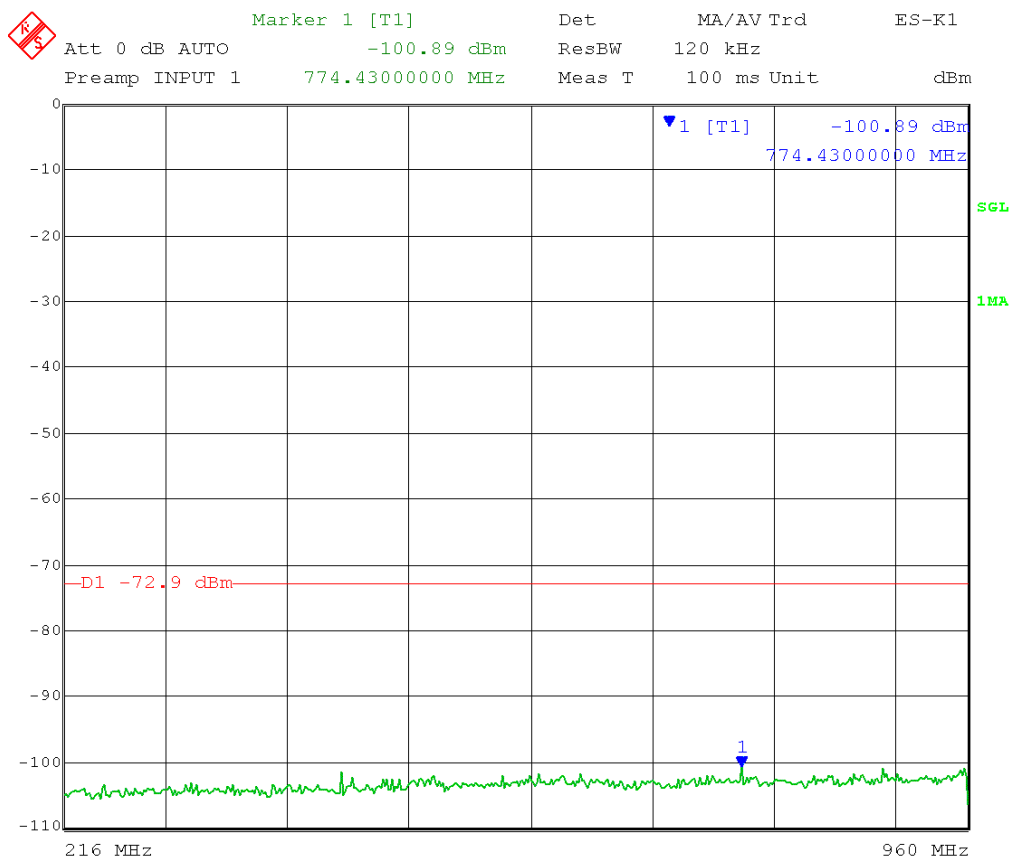
Date: 20.MAY.2014 11:47:12

Test Date: 05-20-2014  
Company: Cambium Networks  
EUT: ePMP 5.1 AP UNII  
Test: Maximum Unwanted Emission Levels - Conducted  
Operator: Craig B / Paul L  
Comment: Detector Bandwidth = 120 kHz  
Detector = Peak  
High Channel Transmit = 5.245 GHz 5 MHz BW  
Output Power Setting: 11  
Channel 0  
Frequency Range: 216 MHz – 960 MHz

Per 789033 D02 General UNII Test Procedures DR02-41759, section II.G.2.(c): “an out-of-band emission that complies with both the average and peak limits of 15.209 is not required to satisfy the -27 dBm/MHz or -17 dBm/MHz maximum emission limit.”

15.209 Limit 216-960 MHz: 46 dBμV/m @ 3 meters

RF conducted limit: 46 dBμV/m -95.2 (3 meters) – 4.7 (ground plane) – 3dB (MIMO) – 16 dBi antenna gain = -72.9 dBm Quasi-Peak



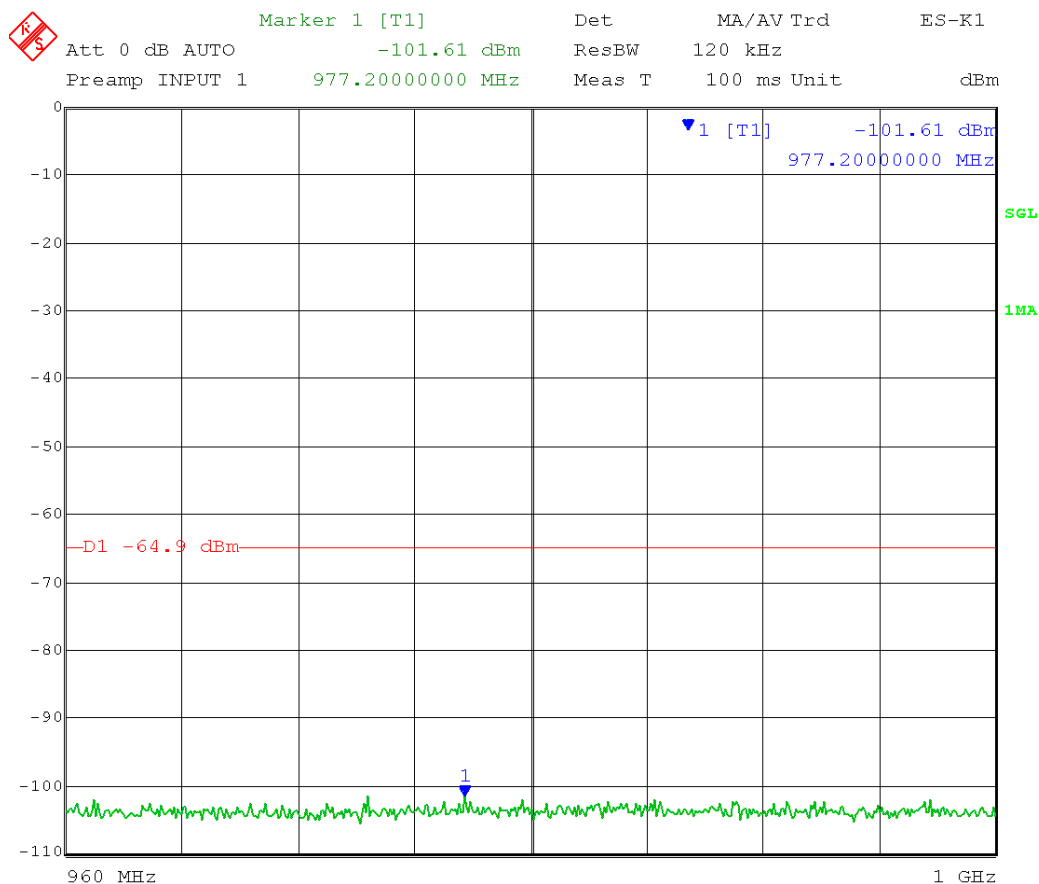
Date: 20.MAY.2014 12:28:11

Test Date: 05-20-2014  
Company: Cambium Networks  
EUT: ePMP 5.1 AP UNII  
Test: Maximum Unwanted Emission Levels - Conducted  
Operator: Craig B / Paul L  
Comment: Detector Bandwidth = 120 kHz  
Detector = Peak  
High Channel Transmit = 5.245 GHz 5 MHz BW  
Output Power Setting: 11  
Channel 0  
Frequency Range: 960 MHz – 1000 MHz

Per 789033 D02 General UNII Test Procedures DR02-41759, section II.G.2.(c): “an out-of-band emission that complies with both the average and peak limits of 15.209 is not required to satisfy the -27 dBm/MHz or -17 dBm/MHz maximum emission limit.”

15.209 Limit 960-1000 MHz: 54 dB $\mu$ V/m @ 3 meters

RF conducted limit: 54 dB $\mu$ V/m -95.2 (3 meters) – 4.7 (ground plane) – 3dB (MIMO) – 16 dBi antenna gain = -64.9 dBm Quasi-Peak



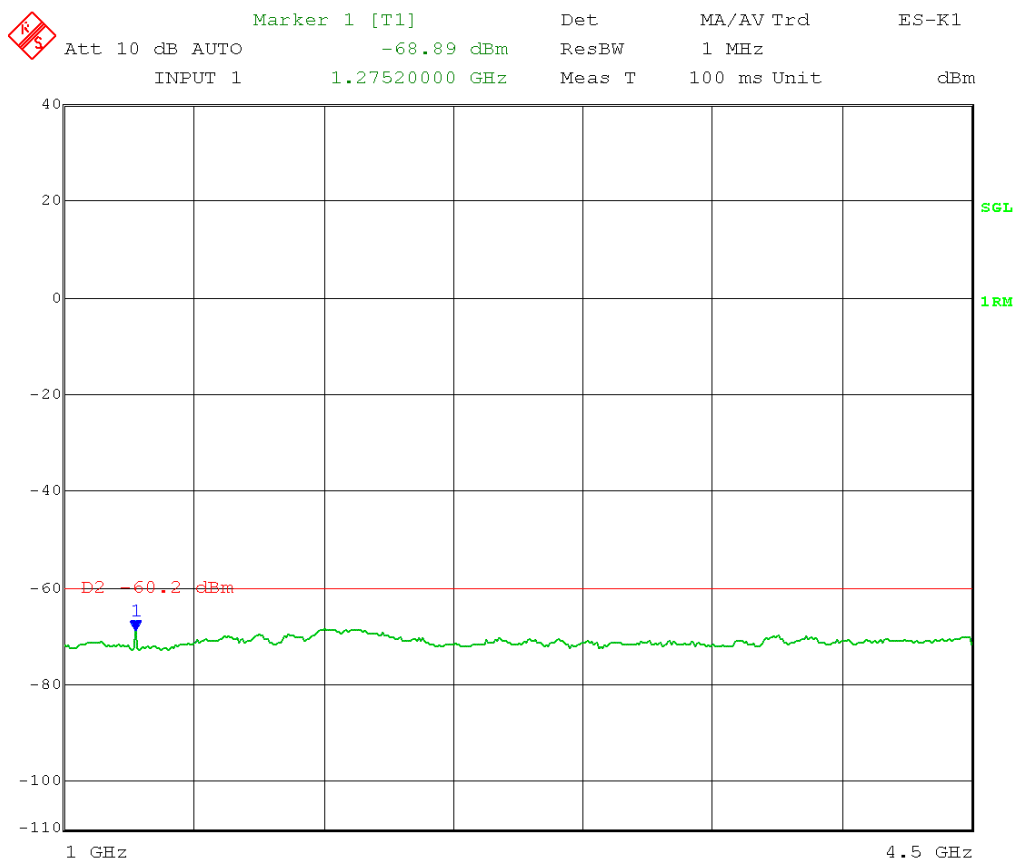
Date: 20.MAY.2014 12:30:23

Test Date: 05-28-2014  
Company: Cambium Networks  
EUT: ePMP 5.1 AP UNII  
Test: Maximum Unwanted Emission Levels - Conducted  
Operator: Craig B / Paul L  
Comment: Detector Bandwidth = 1 MHz  
Detector = RMS  
High Channel Transmit = 5.245 GHz 5 MHz BW  
Output Power Setting: 11  
Channel 0  
Frequency Range: 1 – 4.5 GHz

Per 789033 D02 General UNII Test Procedures DR02-41759, section II.G.2.(c): “an out-of-band emission that complies with both the average and peak limits of 15.209 is not required to satisfy the -27 dBm/MHz or -17 dBm/MHz maximum emission limit.”

15.209 Average limit: 54 dBμV/m @ 3 meters

RF conducted limit: 54 dBμV/m -95.2 (3 meters) – 3 dB (MIMO) – 16 dBi antenna gain  
= -60.2 dBm Average



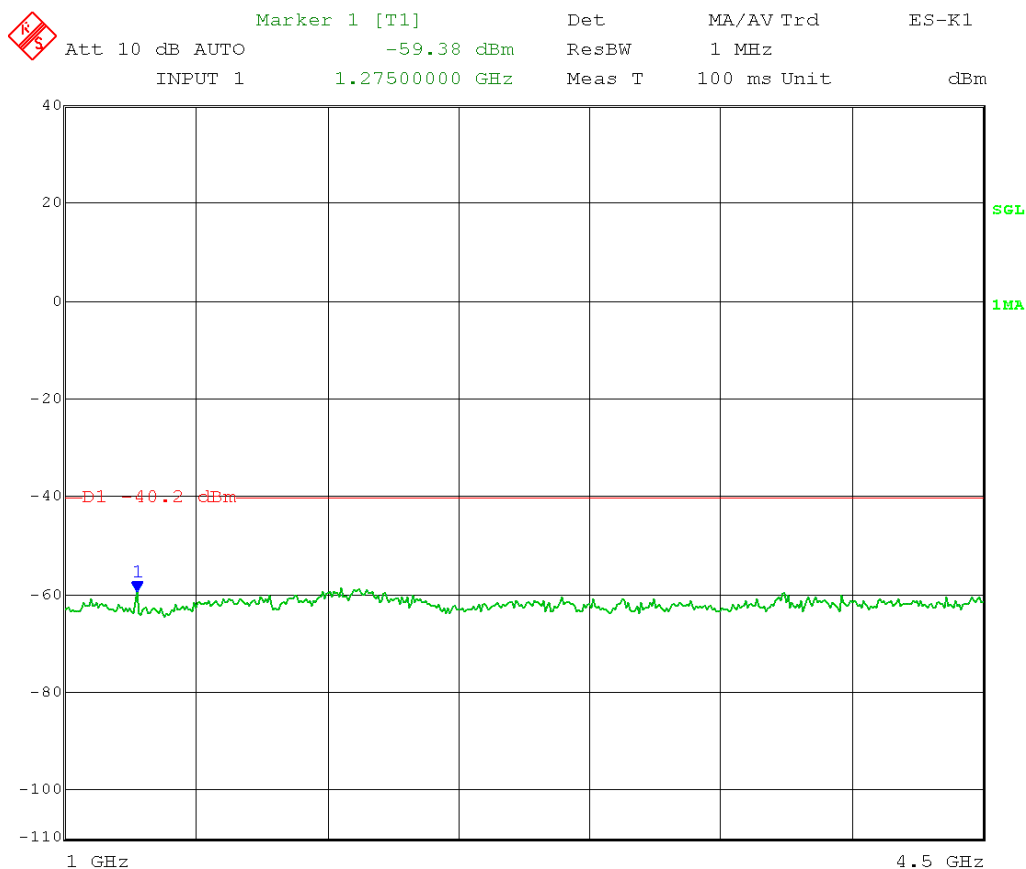
Date: 28.MAY.2014 13:17:16

Test Date: 05-28-2014  
Company: Cambium Networks  
EUT: ePMP 5.1 AP UNII  
Test: Maximum Unwanted Emission Levels - Conducted  
Operator: Craig B / Paul L  
Comment: Detector Bandwidth = 1 MHz  
Detector = Peak  
High Channel Transmit = 5.245 GHz 5 MHz BW  
Output Power Setting: 11  
Channel 0  
Frequency Range: 1 – 4.5 GHz

Per 789033 D02 General UNII Test Procedures DR02-41759, section II.G.2.(c): “an out-of-band emission that complies with both the average and peak limits of 15.209 is not required to satisfy the -27 dBm/MHz or -17 dBm/MHz maximum emission limit.”

15.209 Peak limit: 74 dBμV/m @ 3 meters

RF conducted limit: 74 dBμV/m -95.2 (3 meters) – 3 dB (MIMO) – 16 dBi antenna gain  
= -40.2 dBm Peak



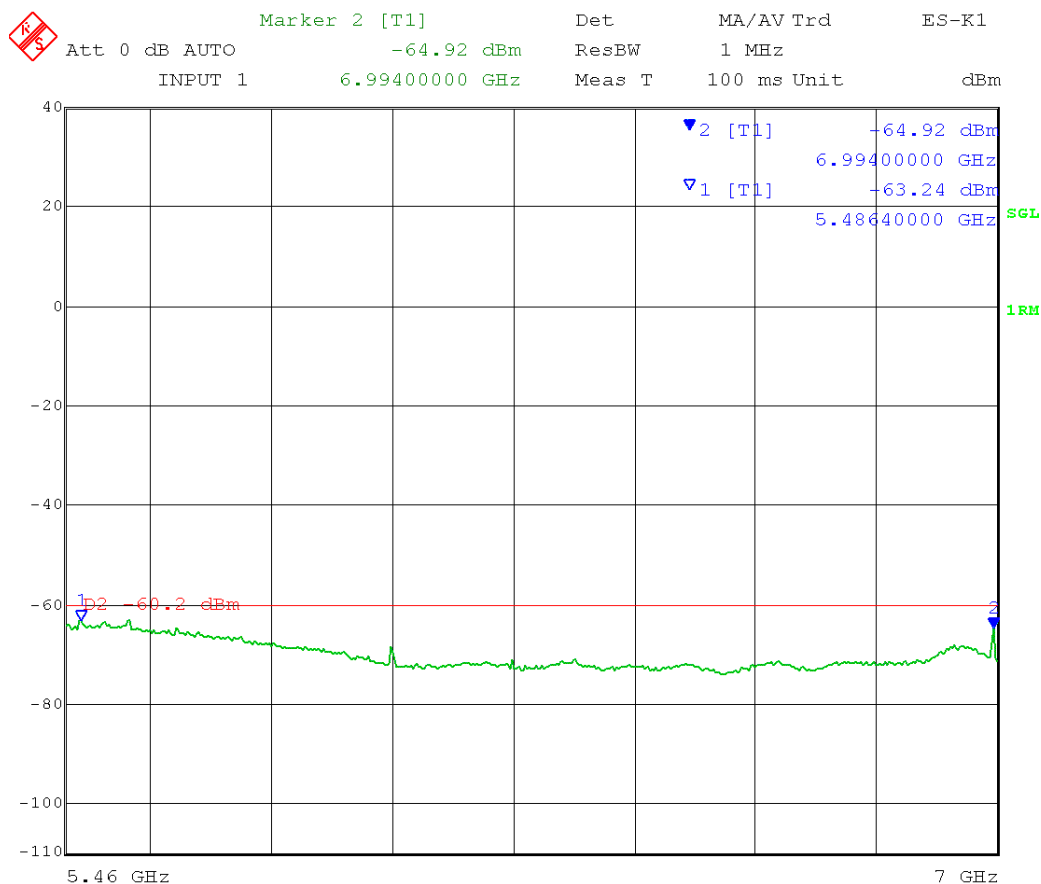
Date: 28.MAY.2014 13:16:16

Test Date: 05-28-2014  
Company: Cambium Networks  
EUT: ePMP 5.1 AP UNII  
Test: Maximum Unwanted Emission Levels - Conducted  
Operator: Craig B / Paul L  
Comment: Detector Bandwidth = 1 MHz  
Detector = RMS  
High Channel Transmit = 5.245 GHz 5 MHz BW  
Output Power Setting: 11  
Channel 0  
Frequency Range: 5.46 – 7 GHz

Per 789033 D02 General UNII Test Procedures DR02-41759, section II.G.2.(c): “an out-of-band emission that complies with both the average and peak limits of 15.209 is not required to satisfy the -27 dBm/MHz or -17 dBm/MHz maximum emission limit.”

15.209 Average limit: 54 dBμV/m @ 3 meters

RF conducted limit: 54 dBμV/m -95.2 (3 meters) – 3 dB (MIMO) – 16 dBi antenna gain  
= -60.2 dBm Average



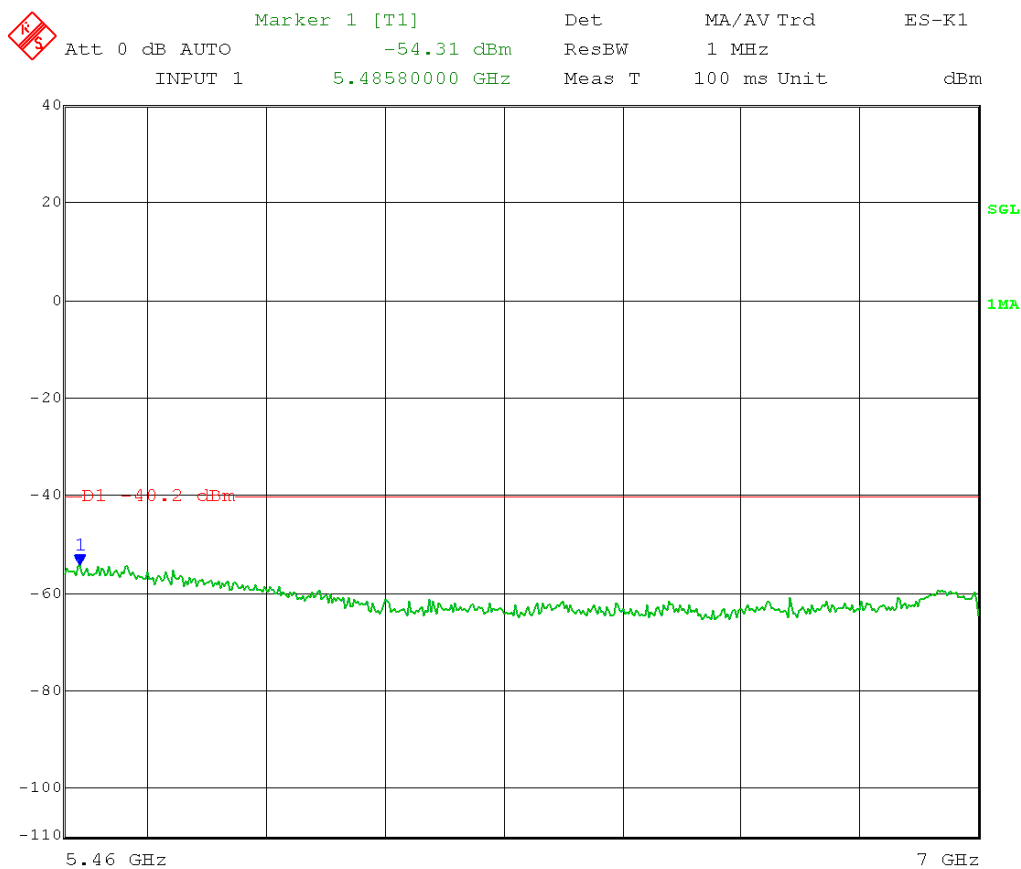
Date: 28.MAY.2014 13:28:06

Test Date: 05-28-2014  
Company: Cambium Networks  
EUT: ePMP 5.1 AP UNII  
Test: Maximum Unwanted Emission Levels - Conducted  
Operator: Craig B / Paul L  
Comment: Detector Bandwidth = 1 MHz  
Detector = Peak  
High Channel Transmit = 5.245 GHz 5 MHz BW  
Output Power Setting: 11  
Channel 0  
Frequency Range: 5.46 – 7 GHz

Per 789033 D02 General UNII Test Procedures DR02-41759, section II.G.2.(c): “an out-of-band emission that complies with both the average and peak limits of 15.209 is not required to satisfy the -27 dBm/MHz or -17 dBm/MHz maximum emission limit.”

15.209 Peak limit: 74 dBμV/m @ 3 meters

RF conducted limit: 74 dBμV/m -95.2 (3 meters) – 3 dB (MIMO) – 16 dBi antenna gain  
= -40.2 dBm Peak



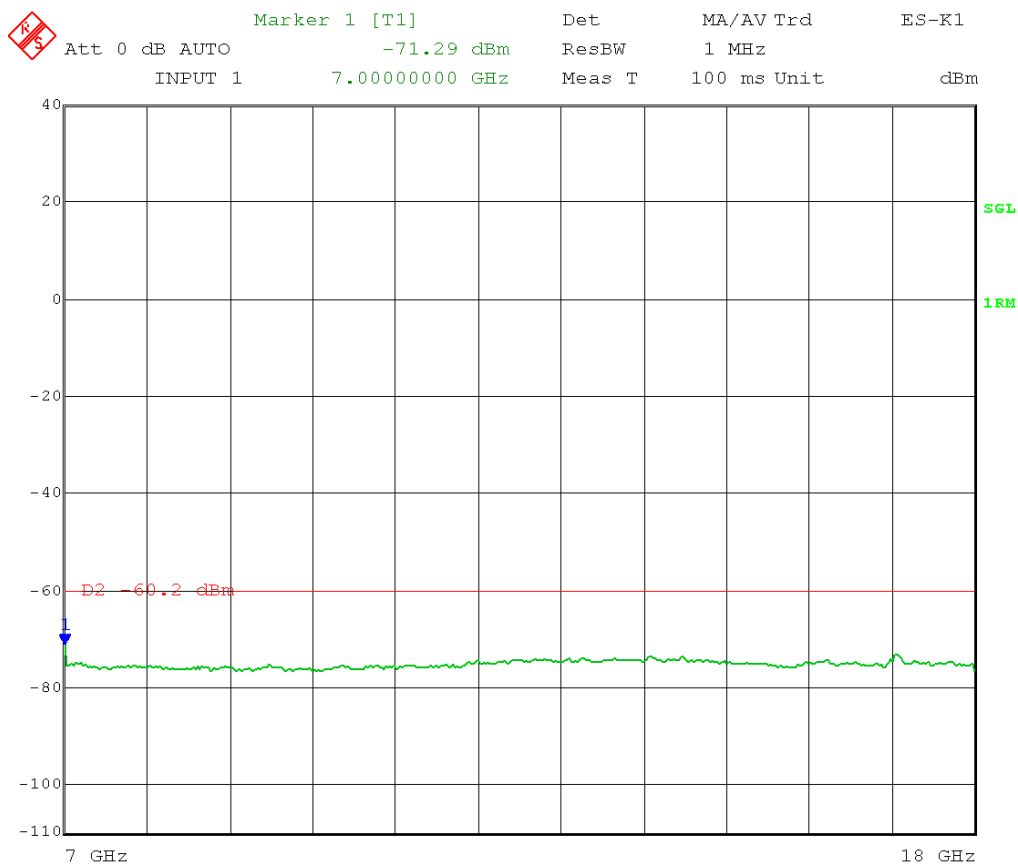
Date: 28.MAY.2014 13:28:52

Test Date: 05-28-2014  
Company: Cambium Networks  
EUT: ePMP 5.1 AP UNII  
Test: Maximum Unwanted Emission Levels - Conducted  
Operator: Craig B / Paul L  
Comment: Detector Bandwidth = 1 MHz  
Detector = RMS  
High Channel Transmit = 5.245 GHz 5 MHz BW  
Output Power Setting: 11  
Channel 0  
Frequency Range: 7 – 18 GHz

Per 789033 D02 General UNII Test Procedures DR02-41759, section II.G.2.(c): “an out-of-band emission that complies with both the average and peak limits of 15.209 is not required to satisfy the -27 dBm/MHz or -17 dBm/MHz maximum emission limit.”

15.209 Average limit: 54 dB $\mu$ V/m @ 3 meters

RF conducted limit: 54 dB $\mu$ V/m -95.2 (3 meters) – 3 dB (MIMO) – 16 dBi antenna gain  
= -60.2 dBm Average



Date: 28.MAY.2014 13:38:23

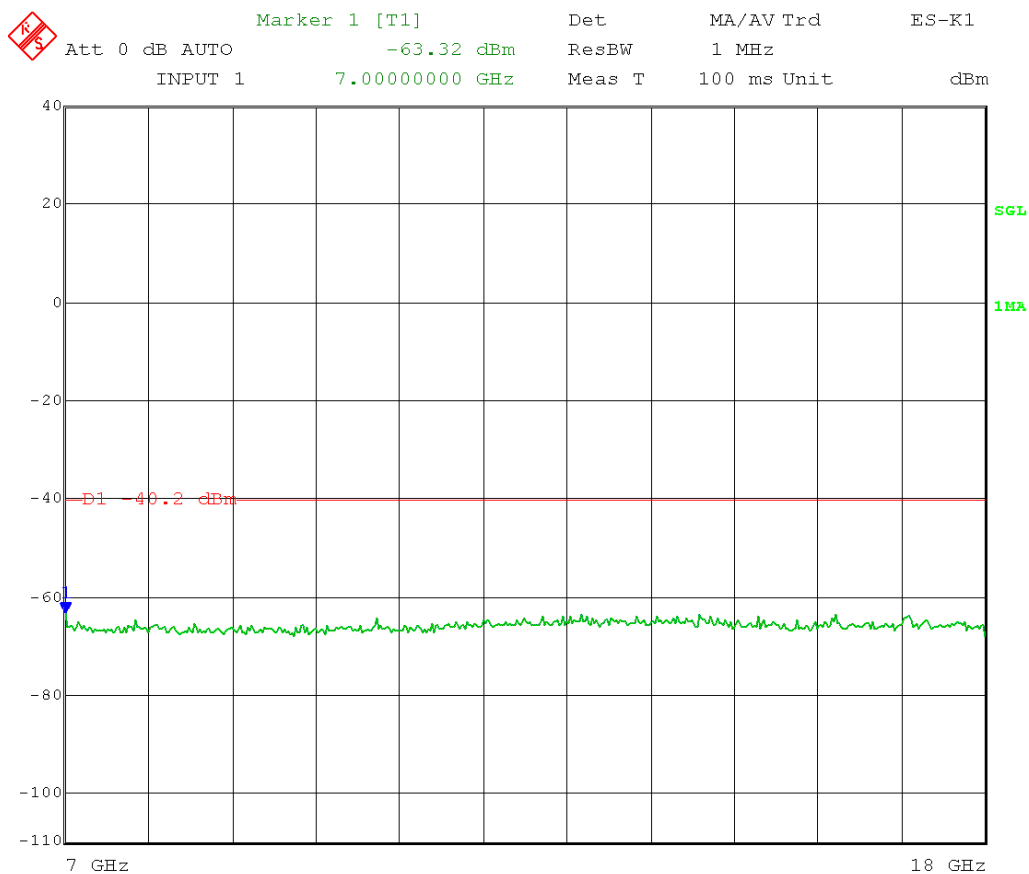


Test Date: 05-28-2014  
Company: Cambium Networks  
EUT: ePMP 5.1 AP UNII  
Test: Maximum Unwanted Emission Levels - Conducted  
Operator: Craig B / Paul L  
Comment: Detector Bandwidth = 1 MHz  
Detector = Peak  
High Channel Transmit = 5.245 GHz 5 MHz BW  
Output Power Setting: 11  
Channel 0  
Frequency Range: 7 – 18 GHz

Per 789033 D02 General UNII Test Procedures DR02-41759, section II.G.2.(c): “an out-of-band emission that complies with both the average and peak limits of 15.209 is not required to satisfy the -27 dBm/MHz or -17 dBm/MHz maximum emission limit.”

15.209 Peak limit: 74 dBμV/m @ 3 meters

RF conducted limit: 74 dBμV/m -95.2 (3 meters) – 3 dB (MIMO) – 16 dBi antenna gain  
= -40.2 dBm Peak



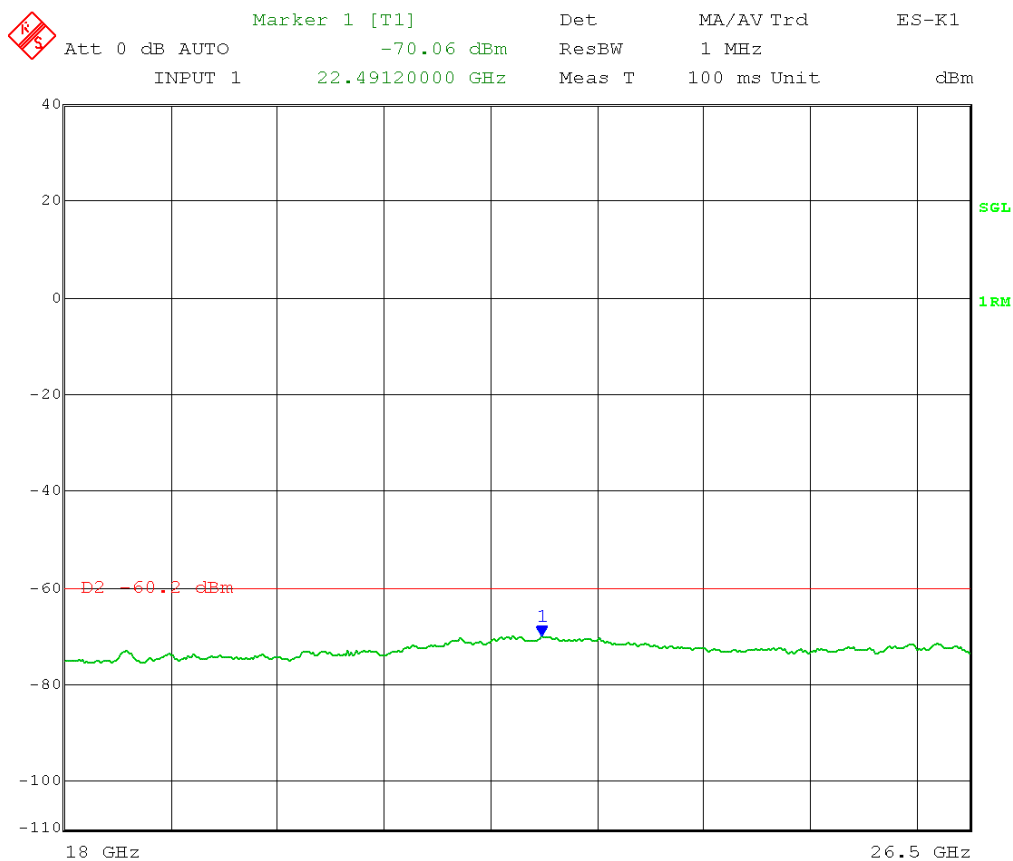
Date: 28.MAY.2014 13:39:17

Test Date: 05-28-2014  
Company: Cambium Networks  
EUT: ePMP 5.1 AP UNII  
Test: Maximum Unwanted Emission Levels - Conducted  
Operator: Craig B / Paul L  
Comment: Detector Bandwidth = 1 MHz  
Detector = RMS  
High Channel Transmit = 5.245 GHz 5 MHz BW  
Output Power Setting: 11  
Channel 0  
Frequency Range: 18 – 26.5 GHz

Per 789033 D02 General UNII Test Procedures DR02-41759, section II.G.2.(c): “an out-of-band emission that complies with both the average and peak limits of 15.209 is not required to satisfy the -27 dBm/MHz or -17 dBm/MHz maximum emission limit.”

15.209 Average limit: 54 dBμV/m @ 3 meters

RF conducted limit: 54 dBμV/m -95.2 (3 meters) – 3 dB (MIMO) – 16 dBi antenna gain  
= -60.2 dBm Average



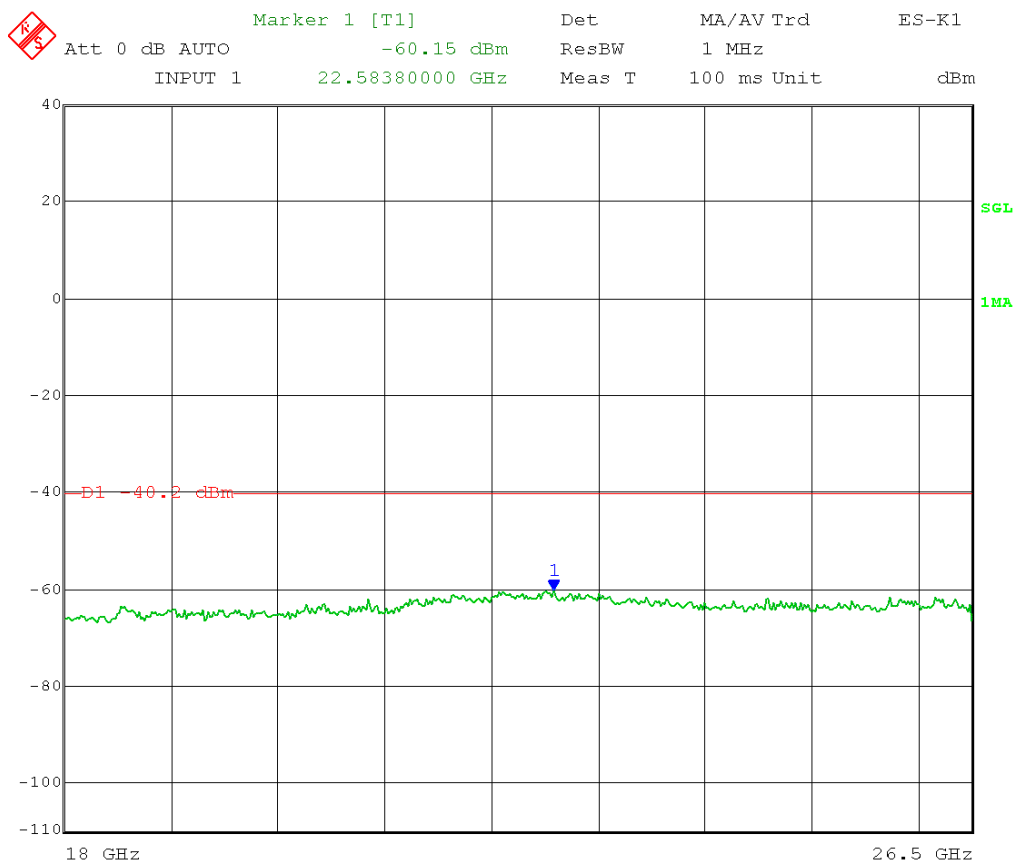
Date: 28.MAY.2014 13:54:46

Test Date: 05-28-2014  
Company: Cambium Networks  
EUT: ePMP 5.1 AP UNII  
Test: Maximum Unwanted Emission Levels - Conducted  
Operator: Craig B / Paul L  
Comment: Detector Bandwidth = 1 MHz  
Detector = Peak  
High Channel Transmit = 5.245 GHz 5 MHz BW  
Output Power Setting: 11  
Channel 0  
Frequency Range: 18 – 26.5 GHz

Per 789033 D02 General UNII Test Procedures DR02-41759, section II.G.2.(c): “an out-of-band emission that complies with both the average and peak limits of 15.209 is not required to satisfy the -27 dBm/MHz or -17 dBm/MHz maximum emission limit.”

15.209 Peak limit: 74 dBμV/m @ 3 meters

RF conducted limit: 74 dBμV/m -95.2 (3 meters) – 3 dB (MIMO) – 16 dBi antenna gain  
= -40.2 dBm Peak



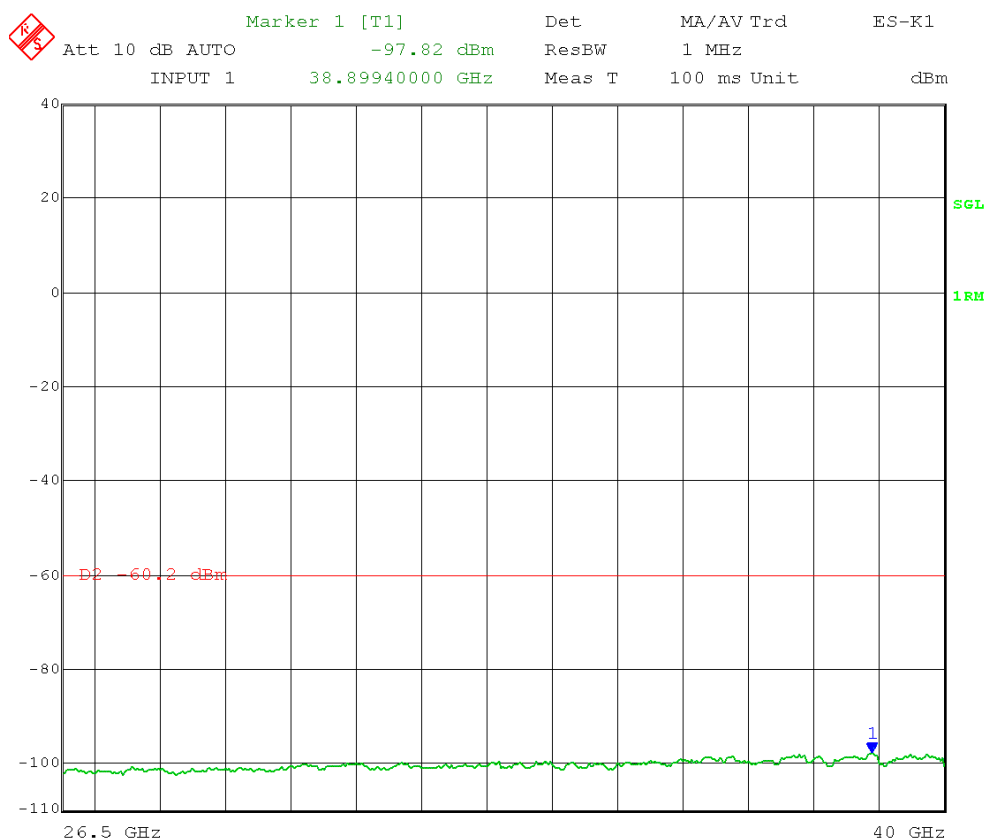
Date: 28.MAY.2014 13:55:23

Test Date: 05-28-2014  
Company: Cambium Networks  
EUT: ePMP 5.1 AP UNII  
Test: Maximum Unwanted Emission Levels - Conducted  
Operator: Craig B / Paul L  
Comment: Detector Bandwidth = 1 MHz  
Detector = RMS  
High Channel Transmit = 5.245 GHz 5 MHz BW  
Output Power Setting: 11  
Channel 0  
Frequency Range: 26.5 – 40 GHz

Per 789033 D02 General UNII Test Procedures DR02-41759, section II.G.2.(c): “an out-of-band emission that complies with both the average and peak limits of 15.209 is not required to satisfy the -27 dBm/MHz or -17 dBm/MHz maximum emission limit.”

15.209 Average limit: 54 dB $\mu$ V/m @ 3 meters

RF conducted limit: 54 dB $\mu$ V/m -95.2 (3 meters) – 3 dB (MIMO) – 16 dBi antenna gain  
= -60.2 dBm Average



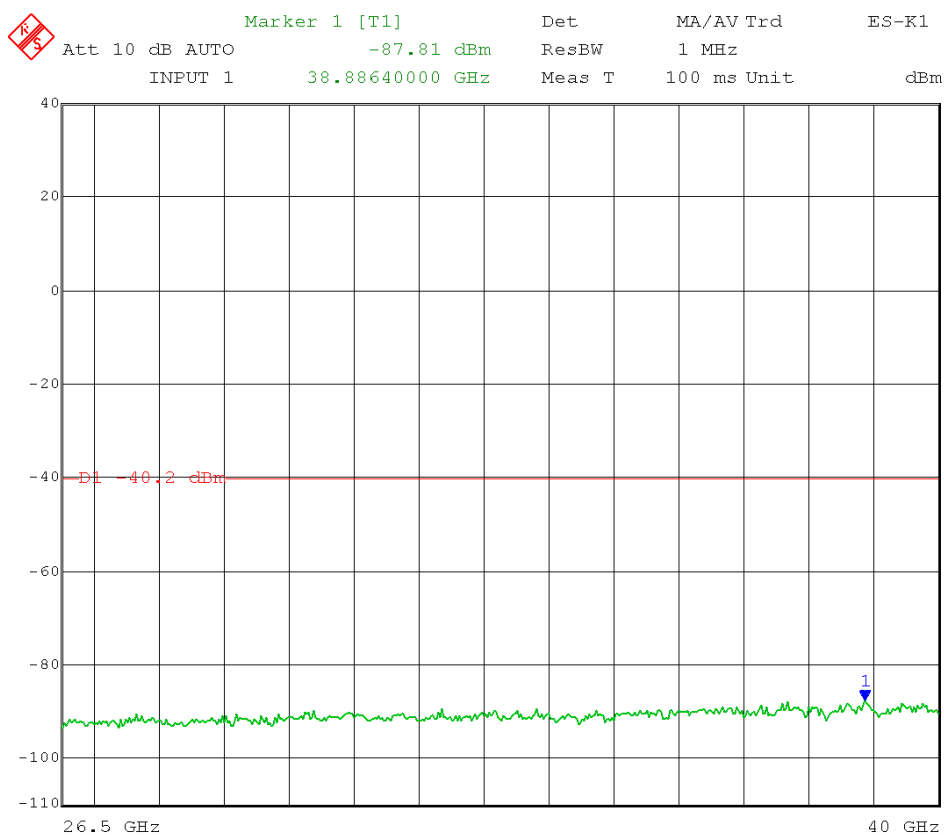
Date: 28.MAY.2014 14:25:27

Test Date: 05-28-2014  
Company: Cambium Networks  
EUT: ePMP 5.1 AP UNII  
Test: Maximum Unwanted Emission Levels - Conducted  
Operator: Craig B / Paul L  
Comment: Detector Bandwidth = 1 MHz  
Detector = Peak  
High Channel Transmit = 5.245 GHz 5 MHz BW  
Output Power Setting: 11  
Channel 0  
Frequency Range: 26.5 – 40 GHz

Per 789033 D02 General UNII Test Procedures DR02-41759, section II.G.2.(c): “an out-of-band emission that complies with both the average and peak limits of 15.209 is not required to satisfy the -27 dBm/MHz or -17 dBm/MHz maximum emission limit.”

15.209 Peak limit: 74 dBμV/m @ 3 meters

RF conducted limit: 74 dBμV/m -95.2 (3 meters) – 3 dB (MIMO) – 16 dBi antenna gain  
= -40.2 dBm Peak



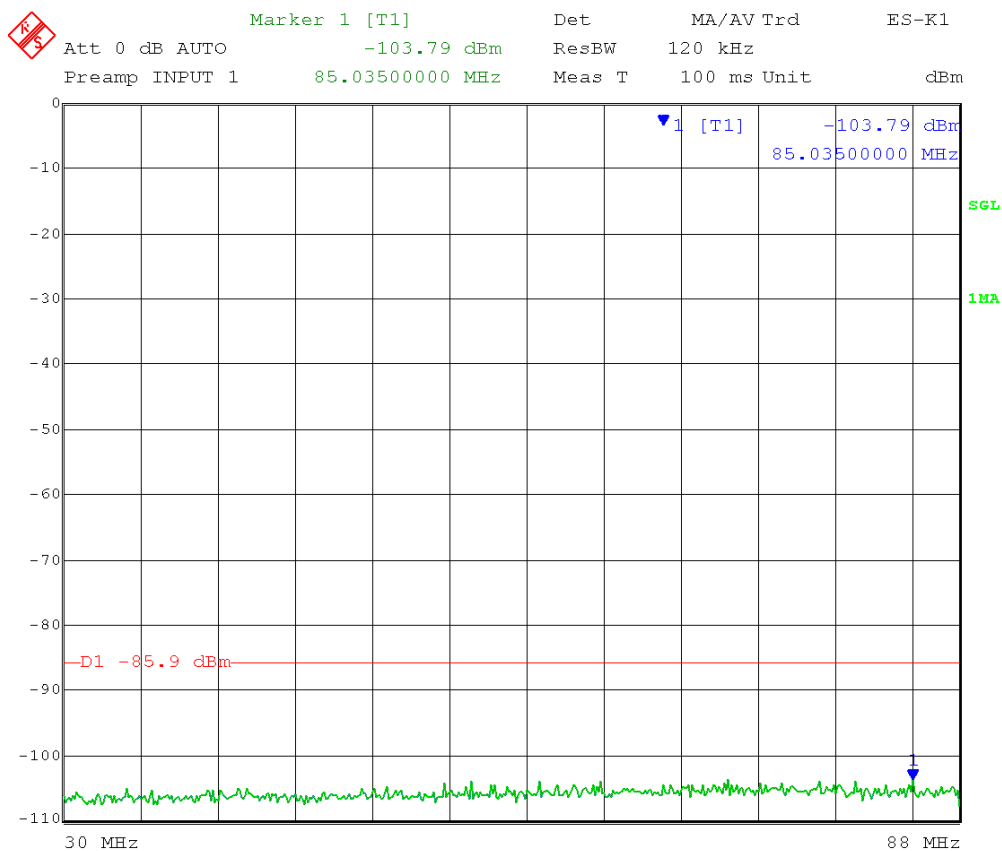
Date: 28.MAY.2014 14:26:23

Test Date: 05-20-2014  
Company: Cambium Networks  
EUT: ePMP 5.1 AP UNII  
Test: Maximum Unwanted Emission Levels - Conducted  
Operator: Craig B / Paul L  
Comment: Detector Bandwidth = 120 kHz  
Detector = Peak  
Low Channel Transmit = 5.170 GHz 5 MHz BW  
Output Power Setting: 0  
Channel 0  
Frequency Range 30 MHz – 88 MHz

Per 789033 D02 General UNII Test Procedures DR02-41759, section II.G.2.(c): “an out-of-band emission that complies with both the average and peak limits of 15.209 is not required to satisfy the -27 dBm/MHz or -17 dBm/MHz maximum emission limit.”

15.209 Limit 30-88 MHz: 40 dBμV/m @ 3 meters

RF conducted limit: 40 dBμV/m -95.2 (3 meters) – 4.7 (ground plane) – 3dB (MIMO) – 23 dBi antenna gain = -85.9 dBm Quasi-Peak



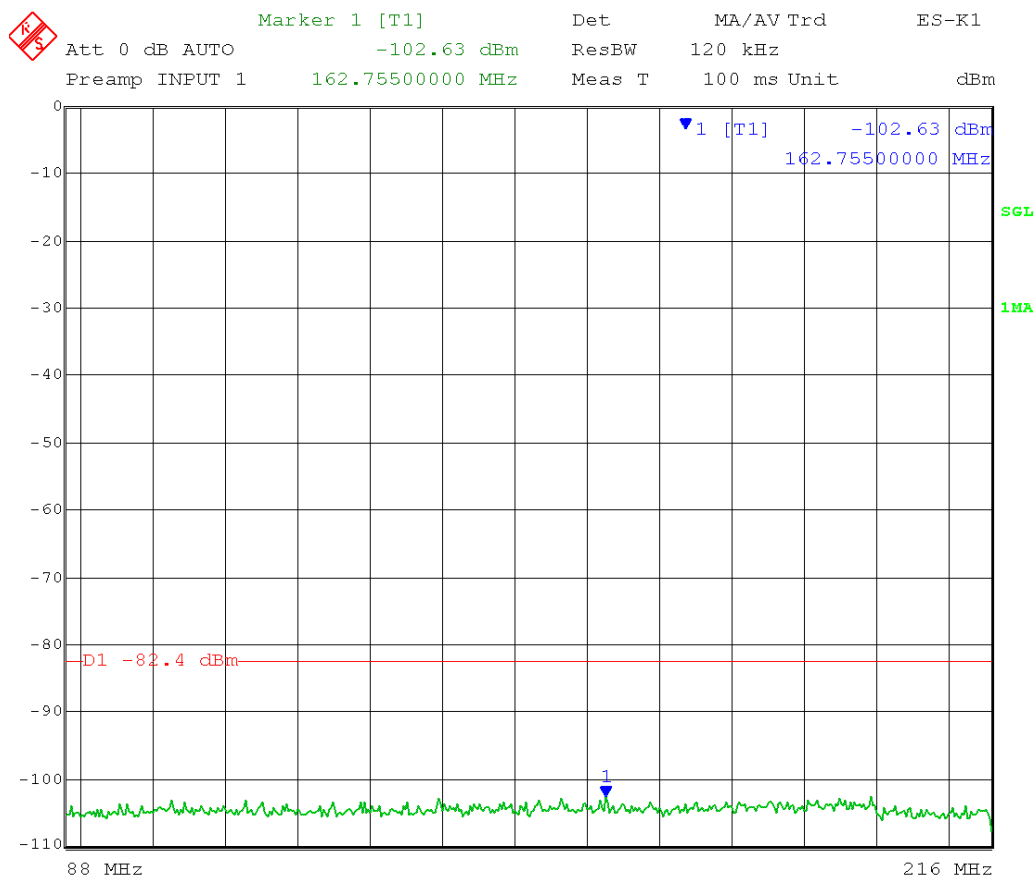
Date: 20.MAY.2014 12:51:05

Test Date: 05-20-2014  
Company: Cambium Networks  
EUT: ePMP 5.1 AP UNII  
Test: Maximum Unwanted Emission Levels - Conducted  
Operator: Craig B / Paul L  
Comment: Detector Bandwidth = 120 kHz  
Detector = Peak  
Low Channel Transmit = 5.170 GHz 5 MHz BW  
Output Power Setting: 0  
Channel 0  
Frequency Range 88 MHz – 216 MHz

Per 789033 D02 General UNII Test Procedures DR02-41759, section II.G.2.(c): “an out-of-band emission that complies with both the average and peak limits of 15.209 is not required to satisfy the -27 dBm/MHz or -17 dBm/MHz maximum emission limit.”

15.209 Limit 88-216 MHz: 43.5 dB $\mu$ V/m @ 3 meters

RF conducted limit: 43.5 dB $\mu$ V/m -95.2 (3 meters) – 4.7 (ground plane) – 3dB (MIMO) – 23 dBi antenna gain = -82.4 dBm Quasi-Peak



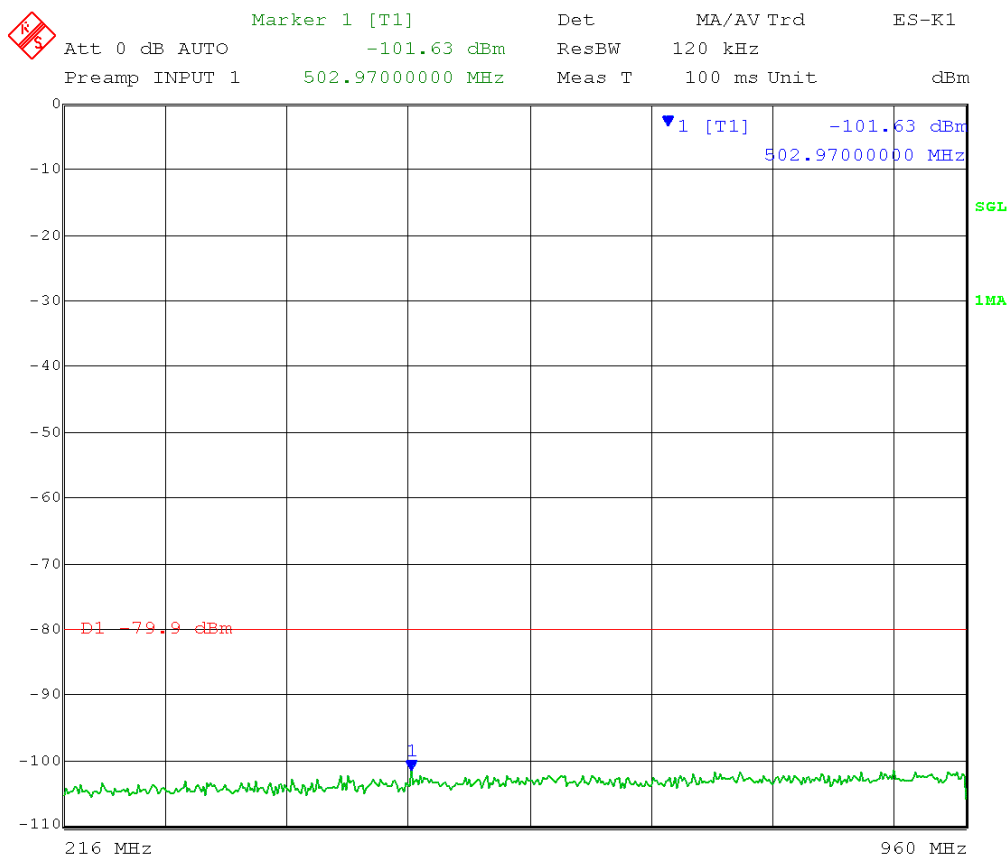
Date: 20.MAY.2014 13:00:26

Test Date: 05-20-2014  
Company: Cambium Networks  
EUT: ePMP 5.1 AP UNII  
Test: Maximum Unwanted Emission Levels - Conducted  
Operator: Craig B / Paul L  
Comment: Detector Bandwidth = 120 kHz  
Detector = Peak  
Low Channel Transmit = 5.170 GHz 5 MHz BW  
Output Power Setting: 0  
Channel 0  
Frequency Range: 216 MHz – 960 MHz

Per 789033 D02 General UNII Test Procedures DR02-41759, section II.G.2.(c): “an out-of-band emission that complies with both the average and peak limits of 15.209 is not required to satisfy the -27 dBm/MHz or -17 dBm/MHz maximum emission limit.”

15.209 Limit 216-960 MHz: 46 dBμV/m @ 3 meters

RF conducted limit: 46 dBμV/m -95.2 (3 meters) – 4.7 (ground plane) – 3dB (MIMO) – 23 dBi antenna gain = -79.9 dBm Quasi-Peak



Date: 20.MAY.2014 13:04:16

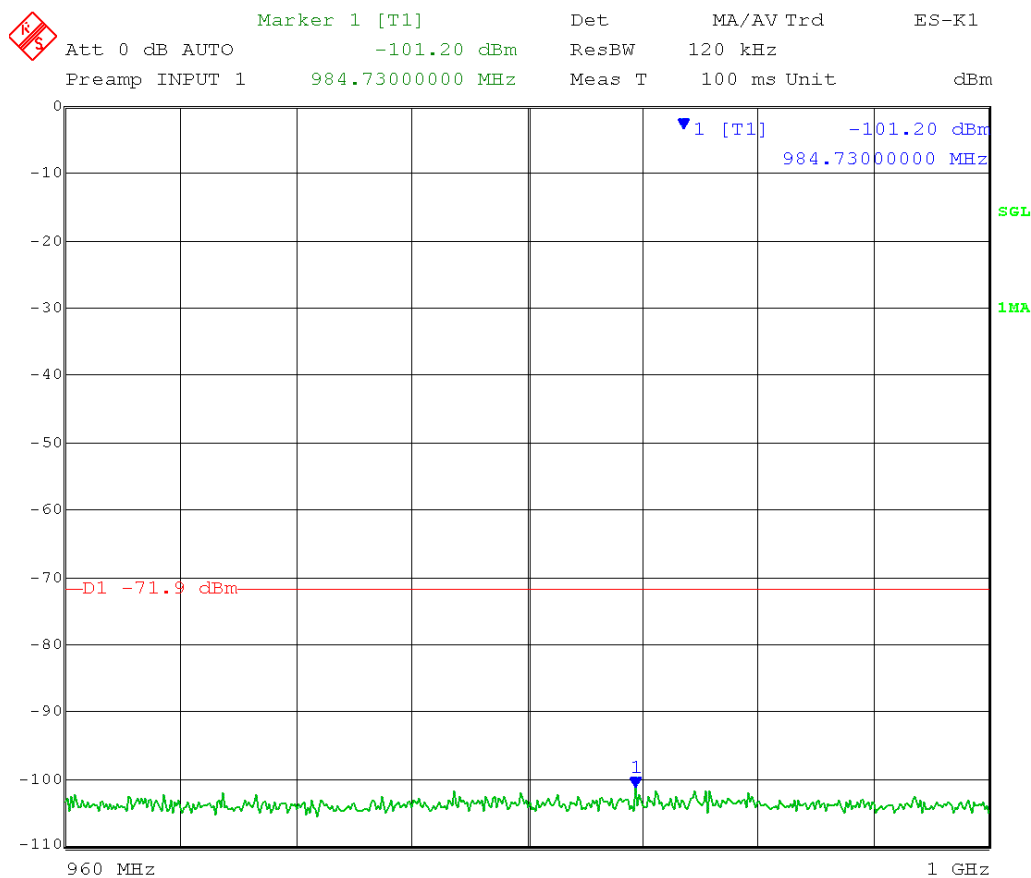


Test Date: 05-20-2014  
Company: Cambium Networks  
EUT: ePMP 5.1 AP UNII  
Test: Maximum Unwanted Emission Levels - Conducted  
Operator: Craig B / Paul L  
Comment: Detector Bandwidth = 120 kHz  
Detector = Peak  
Low Channel Transmit = 5.170 GHz 5 MHz BW  
Output Power Setting: 0  
Channel 0  
Frequency Range: 960 MHz – 1000 MHz

Per 789033 D02 General UNII Test Procedures DR02-41759, section II.G.2.(c): “an out-of-band emission that complies with both the average and peak limits of 15.209 is not required to satisfy the -27 dBm/MHz or -17 dBm/MHz maximum emission limit.”

15.209 Limit 960-1000 MHz: 54 dB $\mu$ V/m @ 3 meters

RF conducted limit: 54 dB $\mu$ V/m -95.2 (3 meters) – 4.7 (ground plane) – 3dB (MIMO) – 23 dBi antenna gain = -71.9 dBm Quasi-Peak



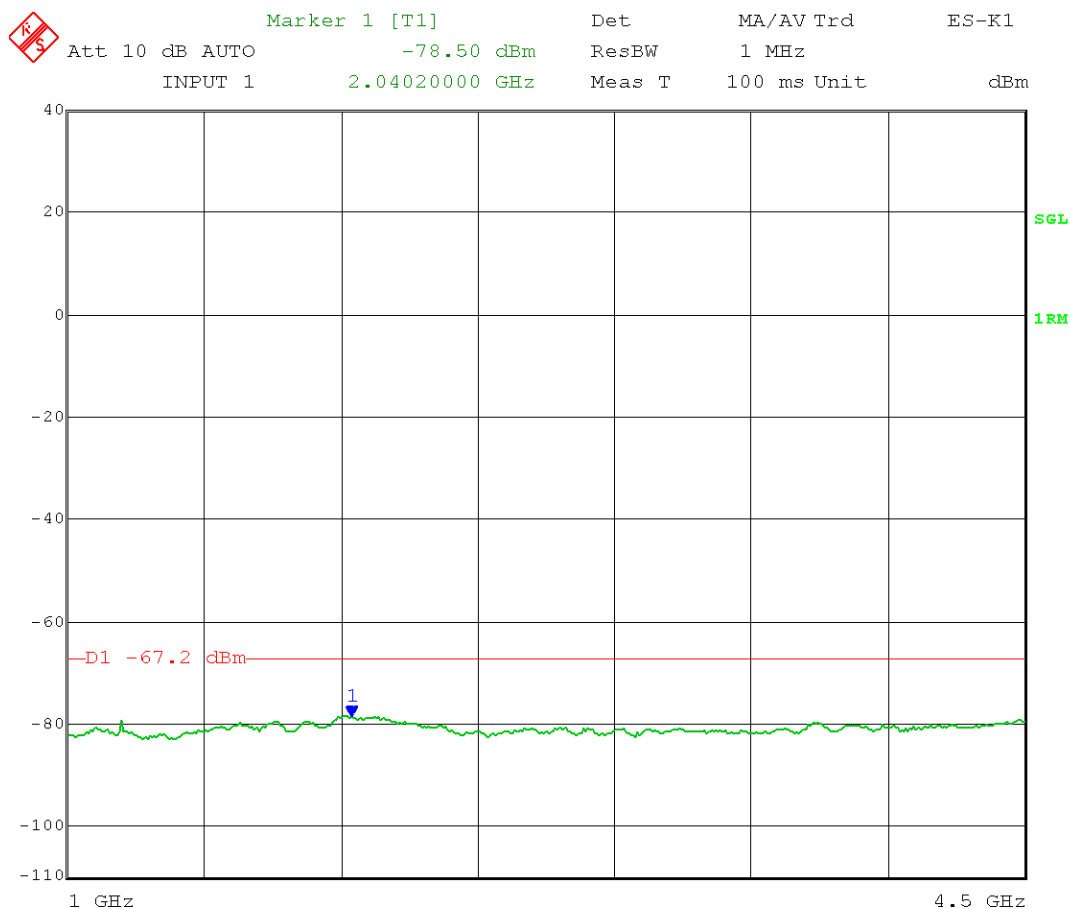
Date: 20.MAY.2014 13:14:29

Test Date: 05-29-2014  
Company: Cambium Networks  
EUT: ePMP 5.1 AP UNII  
Test: Maximum Unwanted Emission Levels - Conducted  
Operator: Craig B / Paul L  
Comment: Detector Bandwidth = 1 MHz  
Detector = RMS  
Low Channel Transmit = 5.170 GHz      5 MHz BW  
Output Power Setting: 0  
Channel 0  
Frequency Range: 1 – 4.5 GHz

Per 789033 D02 General UNII Test Procedures DR02-41759, section II.G.2.(c): “an out-of-band emission that complies with both the average and peak limits of 15.209 is not required to satisfy the -27 dBm/MHz or -17 dBm/MHz maximum emission limit.”

15.209 Average limit: 54 dBμV/m @ 3 meters

RF conducted limit: 54 dBμV/m -95.2 (3 meters) – 3 dB (MIMO) – 23 dBi antenna gain  
= -67.2 dBm Average



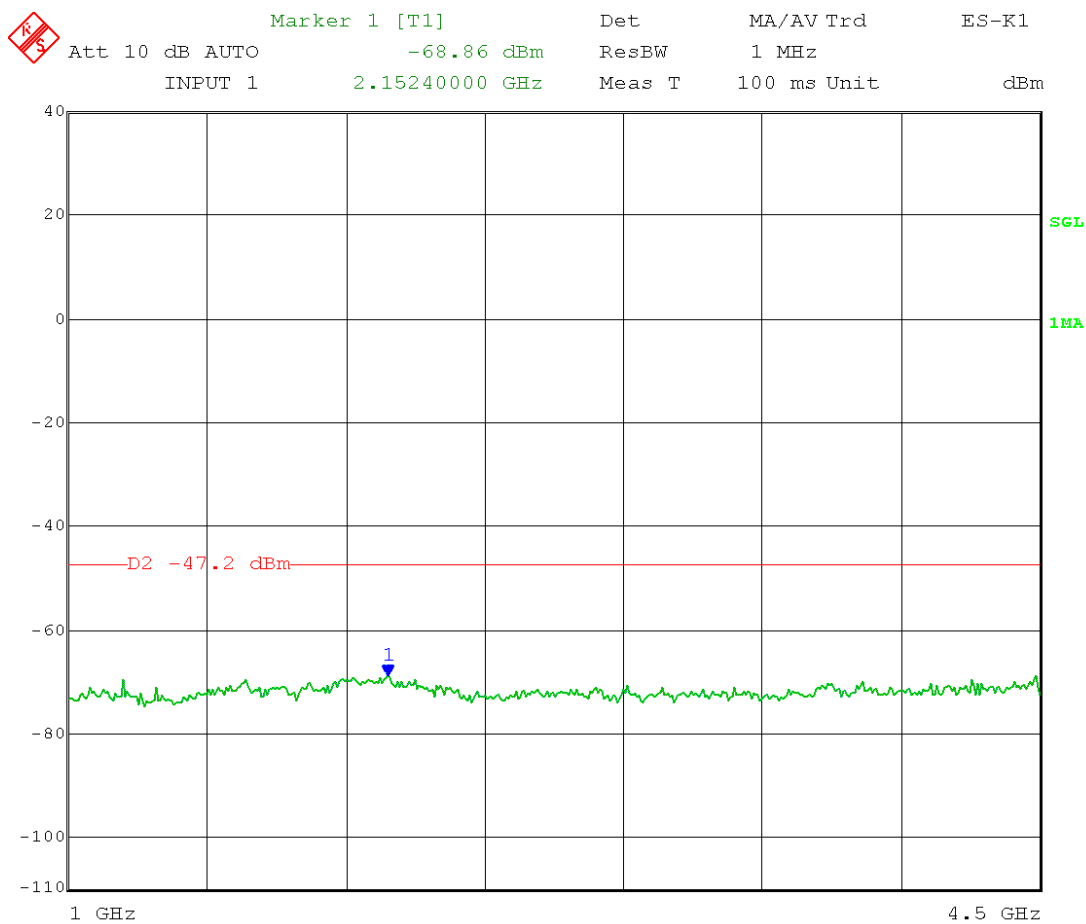
Date: 29.MAY.2014 10:20:35

Test Date: 05-29-2014  
Company: Cambium Networks  
EUT: ePMP 5.1 AP UNII  
Test: Maximum Unwanted Emission Levels - Conducted  
Operator: Craig B / Paul L  
Comment: Detector Bandwidth = 1 MHz  
Detector = Peak  
Low Channel Transmit = 5.170 GHz 5 MHz BW  
Output Power Setting: 0  
Channel 0  
Frequency Range: 1 – 4.5 GHz

Per 789033 D02 General UNII Test Procedures DR02-41759, section II.G.2.(c): “an out-of-band emission that complies with both the average and peak limits of 15.209 is not required to satisfy the -27 dBm/MHz or -17 dBm/MHz maximum emission limit.”

15.209 Peak limit: 74 dBμV/m @ 3 meters

RF conducted limit: 74 dBμV/m -95.2 (3 meters) – 3 dB (MIMO) – 23 dBi antenna gain  
= -47.2 dBm Peak



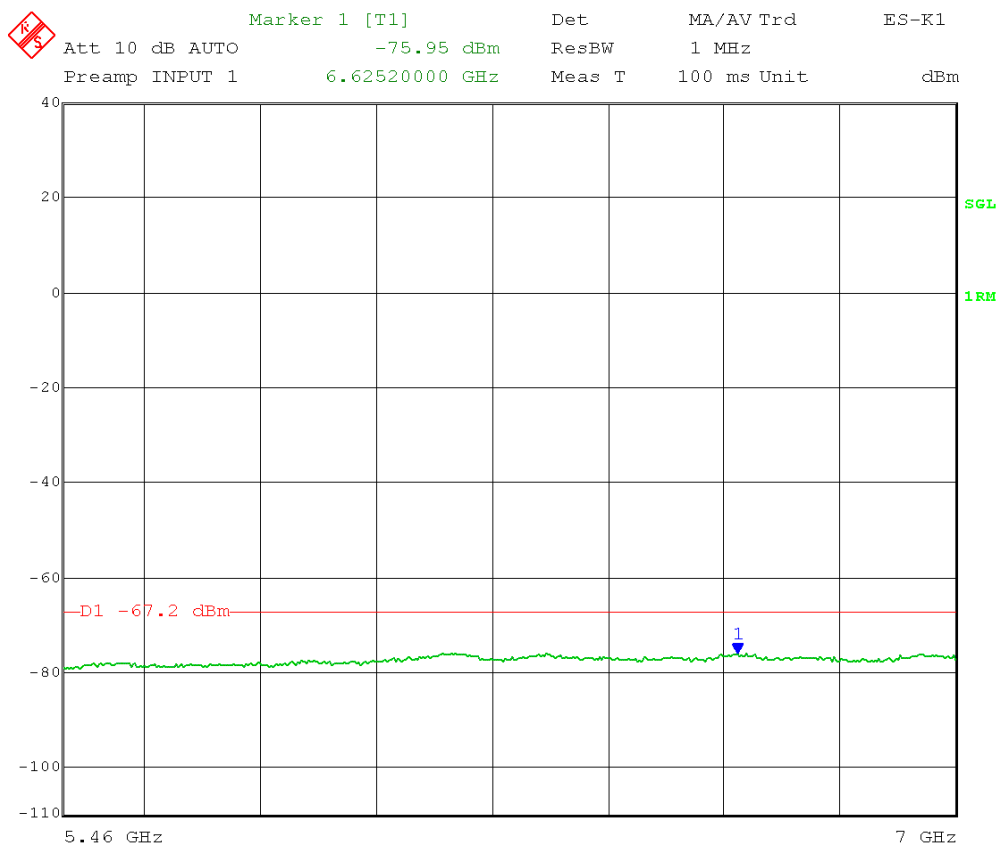
Date: 29.MAY.2014 10:22:53

Test Date: 05-29-2014  
Company: Cambium Networks  
EUT: ePMP 5.1 AP UNII  
Test: Maximum Unwanted Emission Levels - Conducted  
Operator: Craig B / Paul L  
Comment: Detector Bandwidth = 1 MHz  
Detector = RMS  
Low Channel Transmit = 5.170 GHz      5 MHz BW  
Output Power Setting: 0  
Channel 0  
Frequency Range: 5.46 – 7 GHz

Per 789033 D02 General UNII Test Procedures DR02-41759, section II.G.2.(c): “an out-of-band emission that complies with both the average and peak limits of 15.209 is not required to satisfy the -27 dBm/MHz or -17 dBm/MHz maximum emission limit.”

15.209 Average limit: 54 dBμV/m @ 3 meters

RF conducted limit: 54 dBμV/m -95.2 (3 meters) – 3 dB (MIMO) – 23 dBi antenna gain  
= -67.2 dBm Average



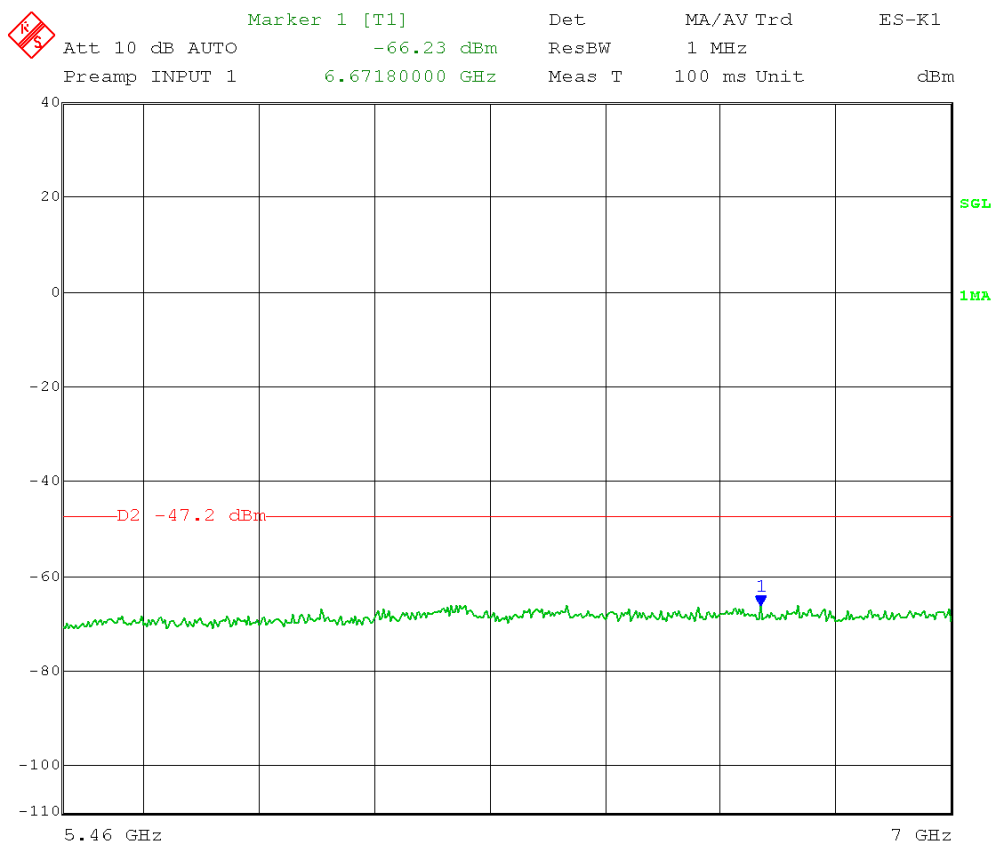
Date: 29.MAY.2014 13:54:10

Test Date: 05-29-2014  
Company: Cambium Networks  
EUT: ePMP 5.1 AP UNII  
Test: Maximum Unwanted Emission Levels - Conducted  
Operator: Craig B / Paul L  
Comment: Detector Bandwidth = 1 MHz  
Detector = Peak  
Low Channel Transmit = 5.170 GHz 5 MHz BW  
Output Power Setting: 0  
Channel 0  
Frequency Range: 5.46 – 7 GHz

Per 789033 D02 General UNII Test Procedures DR02-41759, section II.G.2.(c): “an out-of-band emission that complies with both the average and peak limits of 15.209 is not required to satisfy the -27 dBm/MHz or -17 dBm/MHz maximum emission limit.”

15.209 Peak limit: 74 dBμV/m @ 3 meters

RF conducted limit: 74 dBμV/m -95.2 (3 meters) – 3 dB (MIMO) – 23dBi antenna gain  
= -47.2 dBm Peak



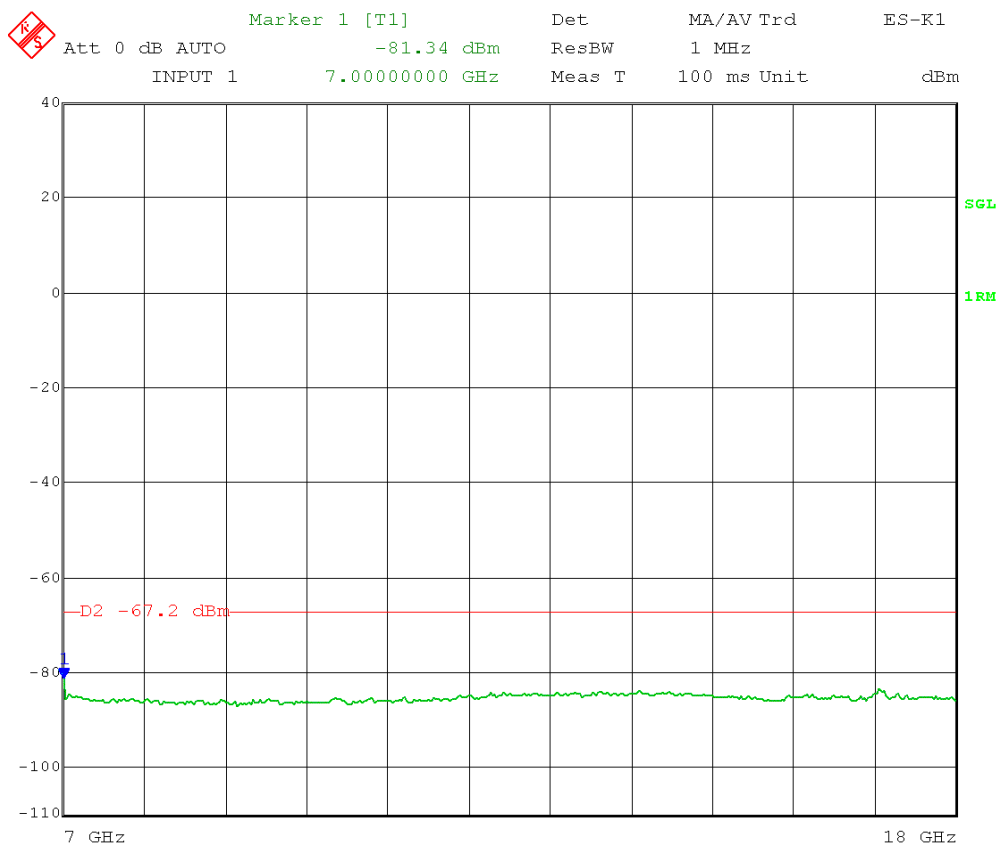
Date: 29.MAY.2014 13:55:29

Test Date: 05-29-2014  
Company: Cambium Networks  
EUT: ePMP 5.1 AP UNII  
Test: Maximum Unwanted Emission Levels - Conducted  
Operator: Craig B / Paul L  
Comment: Detector Bandwidth = 1 MHz  
Detector = RMS  
Low Channel Transmit = 5.170 GHz 5 MHz BW  
Output Power Setting: 0  
Channel 0  
Frequency Range: 7 – 18 GHz

Per 789033 D02 General UNII Test Procedures DR02-41759, section II.G.2.(c): “an out-of-band emission that complies with both the average and peak limits of 15.209 is not required to satisfy the -27 dBm/MHz or -17 dBm/MHz maximum emission limit.”

15.209 Average limit: 54 dBμV/m @ 3 meters

RF conducted limit: 54 dBμV/m -95.2 (3 meters) – 3 dB (MIMO) – 23 dBi antenna gain  
= -67.2 dBm Average



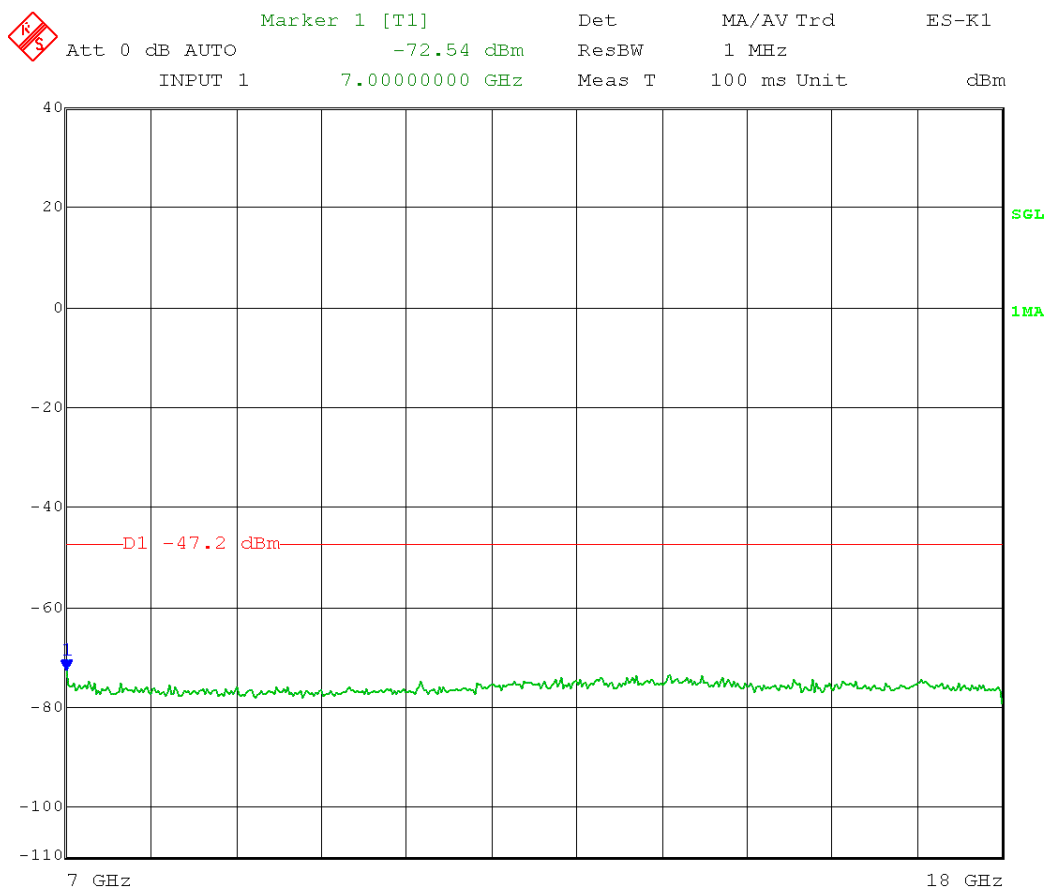
Date: 29.MAY.2014 15:30:45

Test Date: 05-29-2014  
Company: Cambium Networks  
EUT: ePMP 5.1 AP UNII  
Test: Maximum Unwanted Emission Levels - Conducted  
Operator: Craig B / Paul L  
Comment: Detector Bandwidth = 1 MHz  
Detector = Peak  
Low Channel Transmit = 5.170 GHz 5 MHz BW  
Output Power Setting: 0  
Channel 0  
Frequency Range: 7 – 18 GHz

Per 789033 D02 General UNII Test Procedures DR02-41759, section II.G.2.(c): “an out-of-band emission that complies with both the average and peak limits of 15.209 is not required to satisfy the -27 dBm/MHz or -17 dBm/MHz maximum emission limit.”

15.209 Peak limit: 74 dBμV/m @ 3 meters

RF conducted limit: 74 dBμV/m -95.2 (3 meters) – 3 dB (MIMO) – 23 dBi antenna gain  
= -47.2 dBm Peak



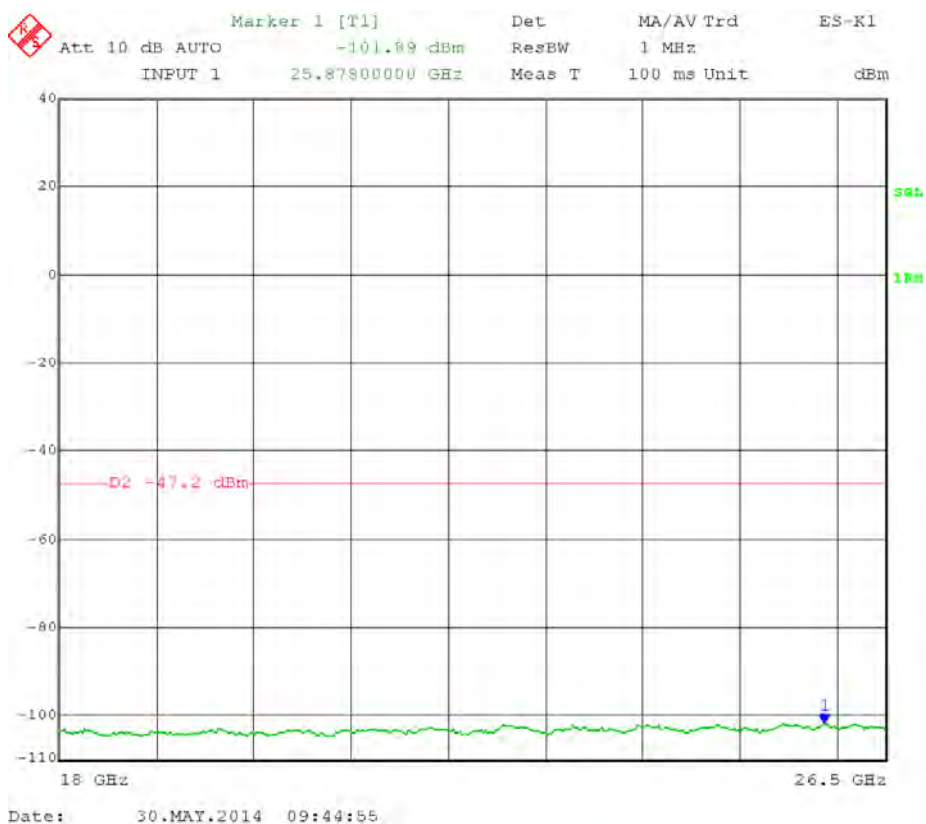
Date: 29.MAY.2014 15:29:21

Test Date: 05-30-2014  
Company: Cambium Networks  
EUT: ePMP 5.1 AP UNII  
Test: Maximum Unwanted Emission Levels - Conducted  
Operator: Craig B / Paul L  
Comment: Detector Bandwidth = 1 MHz  
Detector = RMS  
Low Channel Transmit = 5.170 GHz 5 MHz BW  
Output Power Setting: 0  
Channel 0  
Frequency Range: 18 – 26.5 GHz

Per 789033 D02 General UNII Test Procedures DR02-41759, section II.G.2.(c): “an out-of-band emission that complies with both the average and peak limits of 15.209 is not required to satisfy the -27 dBm/MHz or -17 dBm/MHz maximum emission limit.”

15.209 Average limit: 54 dB $\mu$ V/m @ 3 meters

RF conducted limit: 54 dB $\mu$ V/m -95.2 (3 meters) – 3 dB (MIMO) – 23 dBi antenna gain  
= -67.2 dBm Average



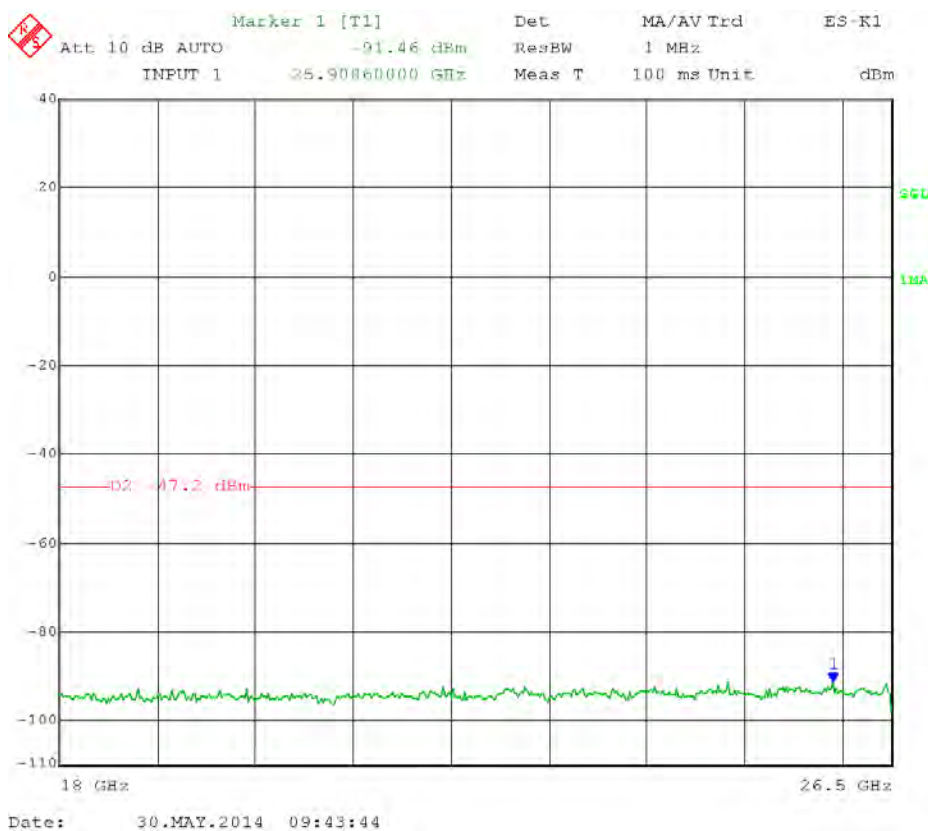


Test Date: 05-30-2014  
Company: Cambium Networks  
EUT: ePMP 5.1 AP UNII  
Test: Maximum Unwanted Emission Levels - Conducted  
Operator: Craig B / Paul L  
Comment: Detector Bandwidth = 1 MHz  
Detector = Peak  
Low Channel Transmit = 5.170 GHz      5 MHz BW  
Output Power Setting: 0  
Channel 0  
Frequency Range: 18 – 26.5 GHz

Per 789033 D02 General UNII Test Procedures DR02-41759, section II.G.2.(c): “an out-of-band emission that complies with both the average and peak limits of 15.209 is not required to satisfy the -27 dBm/MHz or -17 dBm/MHz maximum emission limit.”

15.209 Peak limit: 74 dB $\mu$ V/m @ 3 meters

RF conducted limit: 74 dB $\mu$ V/m -95.2 (3 meters) – 3 dB (MIMO) – 23 dBi antenna gain  
= -47.2 dBm Peak

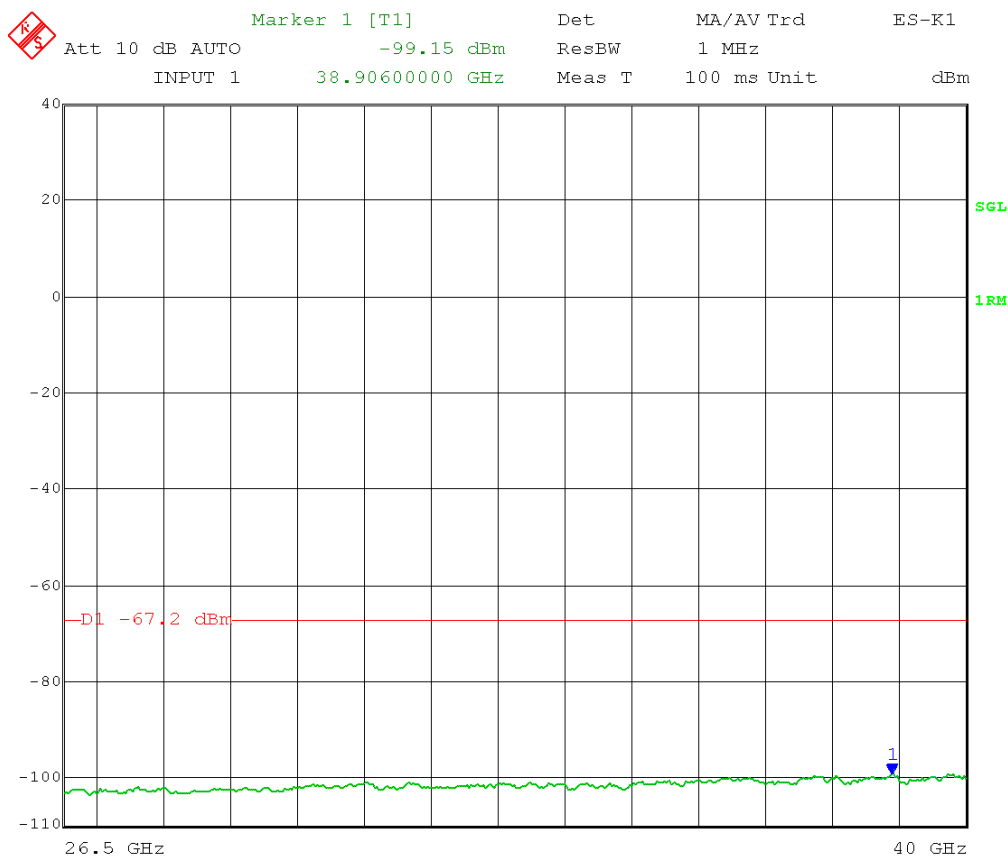


Test Date: 05-30-2014  
Company: Cambium Networks  
EUT: ePMP 5.1 AP UNII  
Test: Maximum Unwanted Emission Levels - Conducted  
Operator: Craig B / Paul L  
Comment: Detector Bandwidth = 1 MHz  
Detector = RMS  
Low Channel Transmit = 5.170 GHz      5 MHz BW  
Output Power Setting: 0  
Channel 0  
Frequency Range: 26.5 – 40 GHz

Per 789033 D02 General UNII Test Procedures DR02-41759, section II.G.2.(c): “an out-of-band emission that complies with both the average and peak limits of 15.209 is not required to satisfy the -27 dBm/MHz or -17 dBm/MHz maximum emission limit.”

15.209 Average limit: 54 dBμV/m @ 3 meters

RF conducted limit: 54 dBμV/m -95.2 (3 meters) – 3 dB (MIMO) – 23 dBi antenna gain  
= -67.2 dBm Average



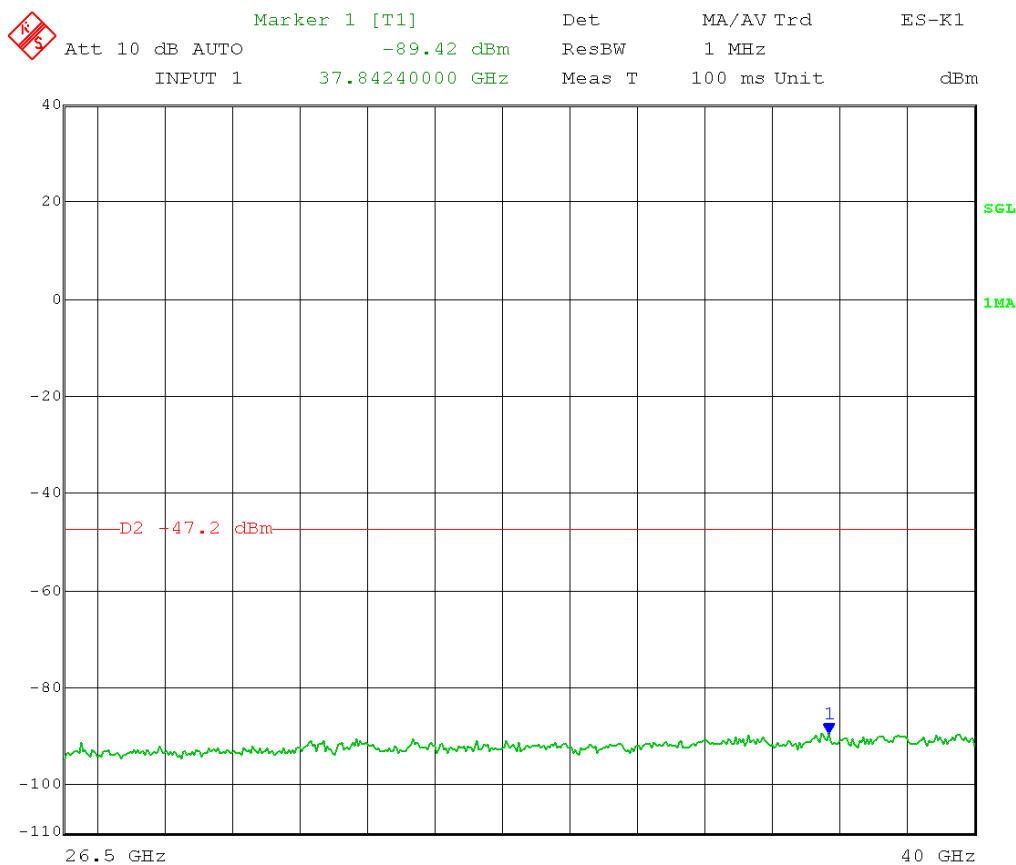
Date: 30.MAY.2014 10:57:56

Test Date: 05-30-2014  
Company: Cambium Networks  
EUT: ePMP 5.1 AP UNII  
Test: Maximum Unwanted Emission Levels - Conducted  
Operator: Craig B / Paul L  
Comment: Detector Bandwidth = 1 MHz  
Detector = Peak  
Low Channel Transmit = 5.170 GHz 5 MHz BW  
Output Power Setting: 0  
Channel 0  
Frequency Range: 26.5 – 40 GHz

Per 789033 D02 General UNII Test Procedures DR02-41759, section II.G.2.(c): “an out-of-band emission that complies with both the average and peak limits of 15.209 is not required to satisfy the -27 dBm/MHz or -17 dBm/MHz maximum emission limit.”

15.209 Peak limit: 74 dBμV/m @ 3 meters

RF conducted limit: 74 dBμV/m -95.2 (3 meters) – 3 dB (MIMO) – 23 dBi antenna gain  
= -47.2 dBm Peak



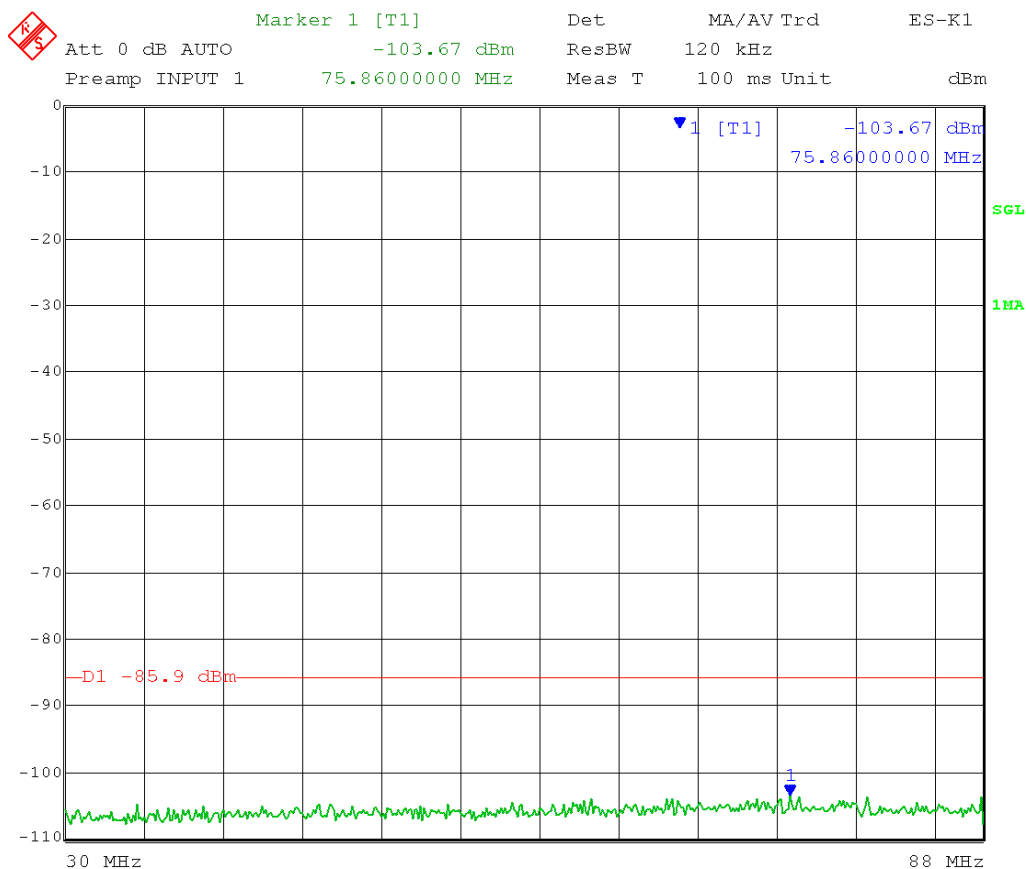
Date: 30.MAY.2014 10:56:07

Test Date: 05-20-2014  
Company: Cambium Networks  
EUT: ePMP 5.1 AP UNII  
Test: Maximum Unwanted Emission Levels - Conducted  
Operator: Craig B / Paul L  
Comment: Detector Bandwidth = 120 kHz  
Detector = Peak  
Mid Channel Transmit = 5.200 GHz 5 MHz BW  
Output Power Setting: 0  
Channel 0  
Frequency Range 30 MHz – 88 MHz

Per 789033 D02 General UNII Test Procedures DR02-41759, section II.G.2.(c): “an out-of-band emission that complies with both the average and peak limits of 15.209 is not required to satisfy the -27 dBm/MHz or -17 dBm/MHz maximum emission limit.”

15.209 Limit 30-88 MHz: 40 dBμV/m @ 3 meters

RF conducted limit: 40 dBμV/m -95.2 (3 meters) – 4.7 (ground plane) – 3dB (MIMO) – 23 dBi antenna gain = -85.9 dBm Quasi-Peak



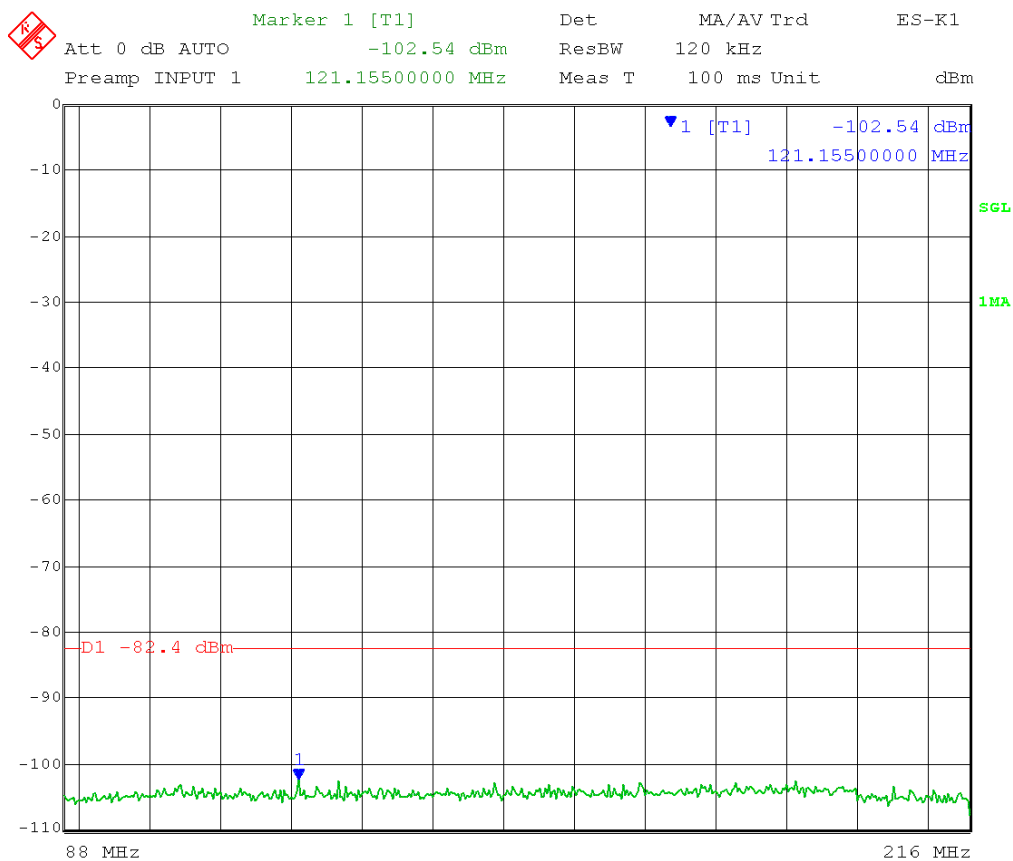
Date: 20.MAY.2014 12:53:01

Test Date: 05-20-2014  
Company: Cambium Networks  
EUT: ePMP 5.1 AP UNII  
Test: Maximum Unwanted Emission Levels - Conducted  
Operator: Craig B / Paul L  
Comment: Detector Bandwidth = 120 kHz  
Detector = Peak  
Mid Channel Transmit = 5.200 GHz 5 MHz BW  
Output Power Setting: 0  
Channel 0  
Frequency Range 88 MHz – 216 MHz

Per 789033 D02 General UNII Test Procedures DR02-41759, section II.G.2.(c): “an out-of-band emission that complies with both the average and peak limits of 15.209 is not required to satisfy the -27 dBm/MHz or -17 dBm/MHz maximum emission limit.”

15.209 Limit 88-216 MHz: 43.5 dB $\mu$ V/m @ 3 meters

RF conducted limit: 43.5 dB $\mu$ V/m -95.2 (3 meters) – 4.7 (ground plane) – 3dB (MIMO) – 23 dBi antenna gain = -82.4 dBm Quasi-Peak



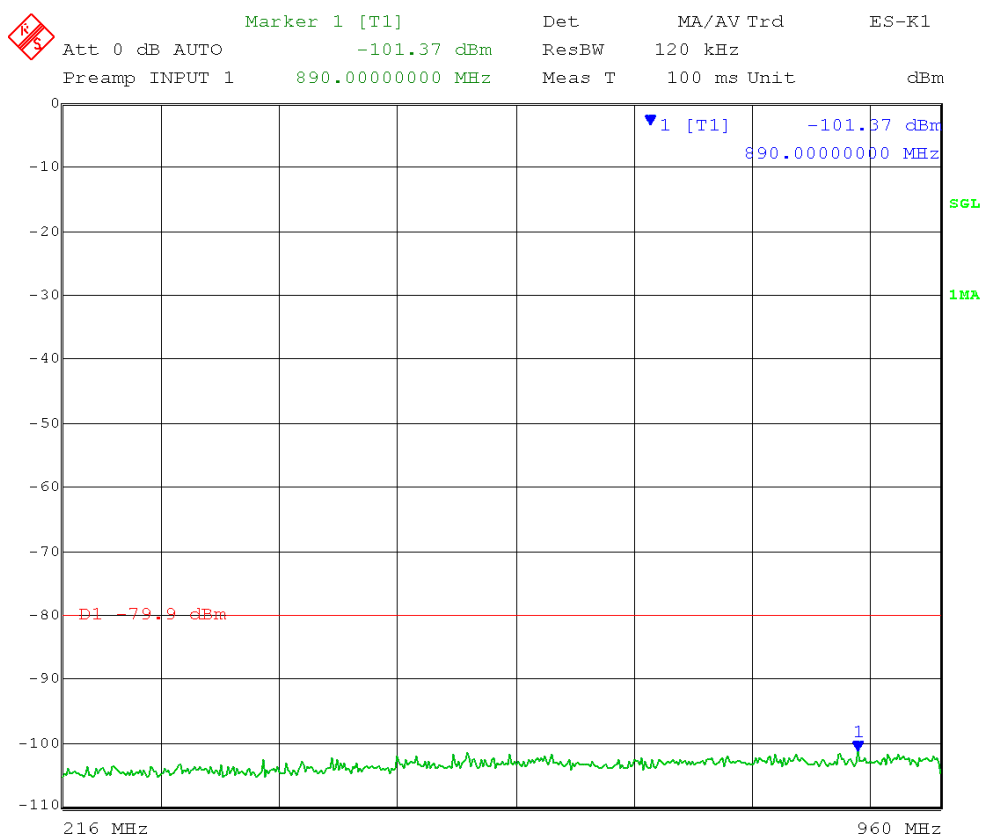
Date: 20.MAY.2014 12:58:52

Test Date: 05-20-2014  
Company: Cambium Networks  
EUT: ePMP 5.1 AP UNII  
Test: Maximum Unwanted Emission Levels - Conducted  
Operator: Craig B / Paul L  
Comment: Detector Bandwidth = 120 kHz  
Detector = Peak  
Mid Channel Transmit = 5.200 GHz 5 MHz BW  
Output Power Setting: 0  
Channel 0  
Frequency Range: 216 MHz – 960 MHz

Per 789033 D02 General UNII Test Procedures DR02-41759, section II.G.2.(c): “an out-of-band emission that complies with both the average and peak limits of 15.209 is not required to satisfy the -27 dBm/MHz or -17 dBm/MHz maximum emission limit.”

15.209 Limit 216-960 MHz: 46 dBμV/m @ 3 meters

RF conducted limit: 46 dBμV/m -95.2 (3 meters) – 4.7 (ground plane) – 3dB (MIMO) – 23 dBi antenna gain = -79.9 dBm Quasi-Peak



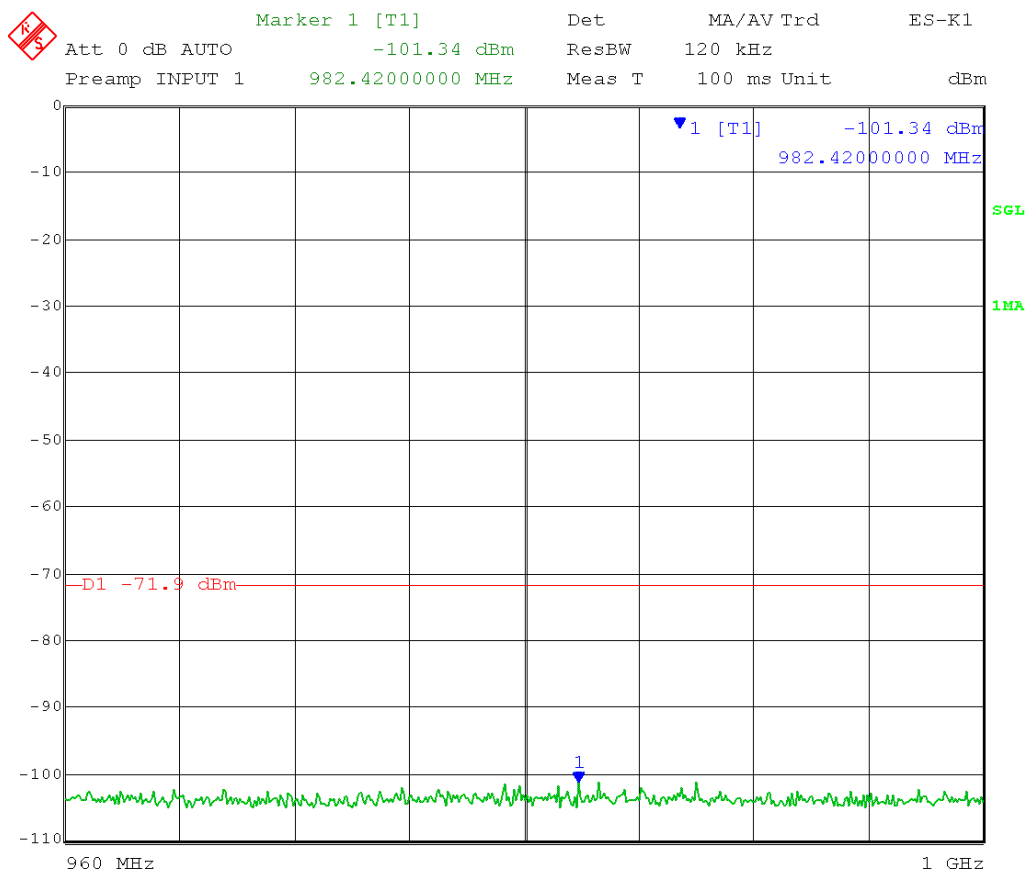
Date: 20.MAY.2014 13:06:57

Test Date: 05-20-2014  
Company: Cambium Networks  
EUT: ePMP 5.1 AP UNII  
Test: Maximum Unwanted Emission Levels - Conducted  
Operator: Craig B / Paul L  
Comment: Detector Bandwidth = 120 kHz  
Detector = Peak  
Mid Channel Transmit = 5.200 GHz 5 MHz BW  
Output Power Setting: 0  
Channel 0  
Frequency Range: 960 MHz – 1000 MHz

Per 789033 D02 General UNII Test Procedures DR02-41759, section II.G.2.(c): “an out-of-band emission that complies with both the average and peak limits of 15.209 is not required to satisfy the -27 dBm/MHz or -17 dBm/MHz maximum emission limit.”

15.209 Limit 960-1000 MHz: 54 dB $\mu$ V/m @ 3 meters

RF conducted limit: 54 dB $\mu$ V/m -95.2 (3 meters) – 4.7 (ground plane) – 3dB (MIMO) – 23 dBi antenna gain = -71.9 dBm Quasi-Peak



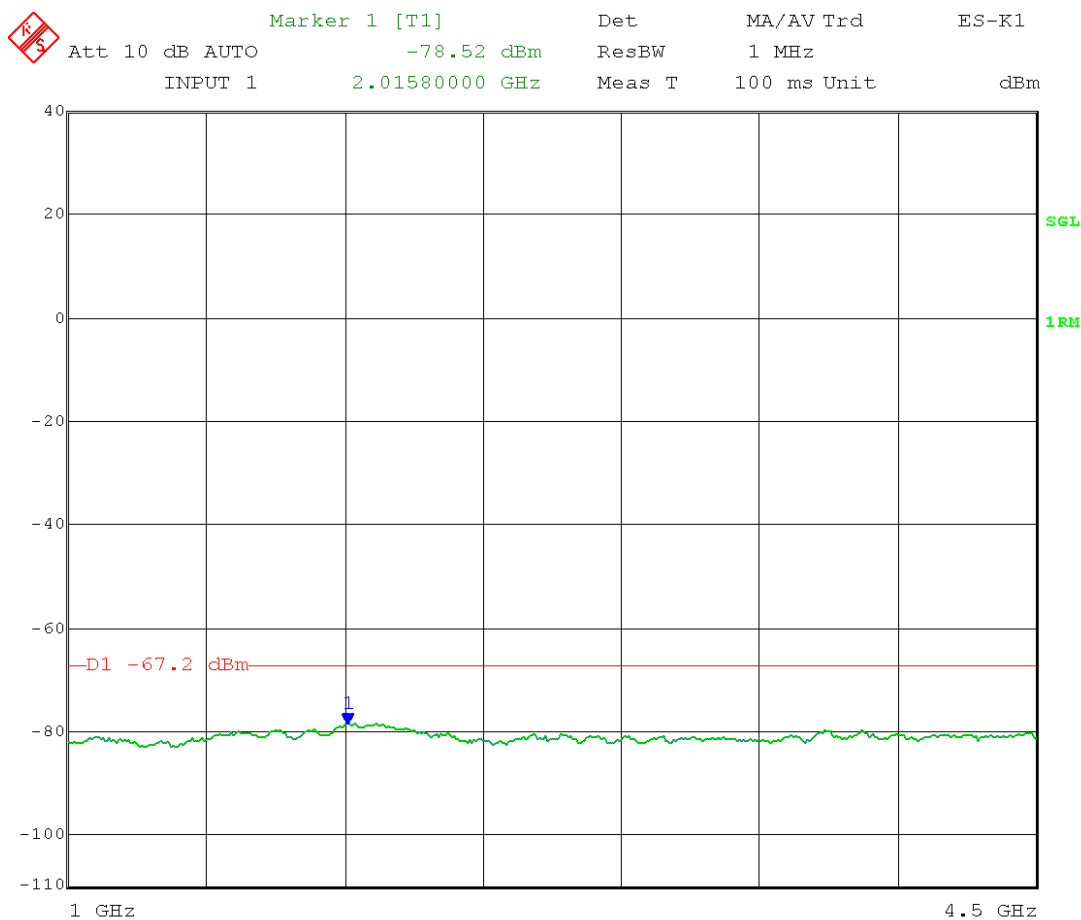
Date: 20.MAY.2014 13:13:17

Test Date: 05-29-2014  
Company: Cambium Networks  
EUT: ePMP 5.1 AP UNII  
Test: Maximum Unwanted Emission Levels - Conducted  
Operator: Craig B / Paul L  
Comment: Detector Bandwidth = 1 MHz  
Detector = RMS  
Mid Channel Transmit = 5.200 GHz 5 MHz BW  
Output Power Setting: 0  
Channel 0  
Frequency Range: 1 – 4.5 GHz

Per 789033 D02 General UNII Test Procedures DR02-41759, section II.G.2.(c): “an out-of-band emission that complies with both the average and peak limits of 15.209 is not required to satisfy the -27 dBm/MHz or -17 dBm/MHz maximum emission limit.”

15.209 Average limit: 54 dBμV/m @ 3 meters

RF conducted limit: 54 dBμV/m -95.2 (3 meters) – 3 dB (MIMO) – 23 dBi antenna gain  
= -67.2 dBm Average



Date: 29.MAY.2014 10:32:24

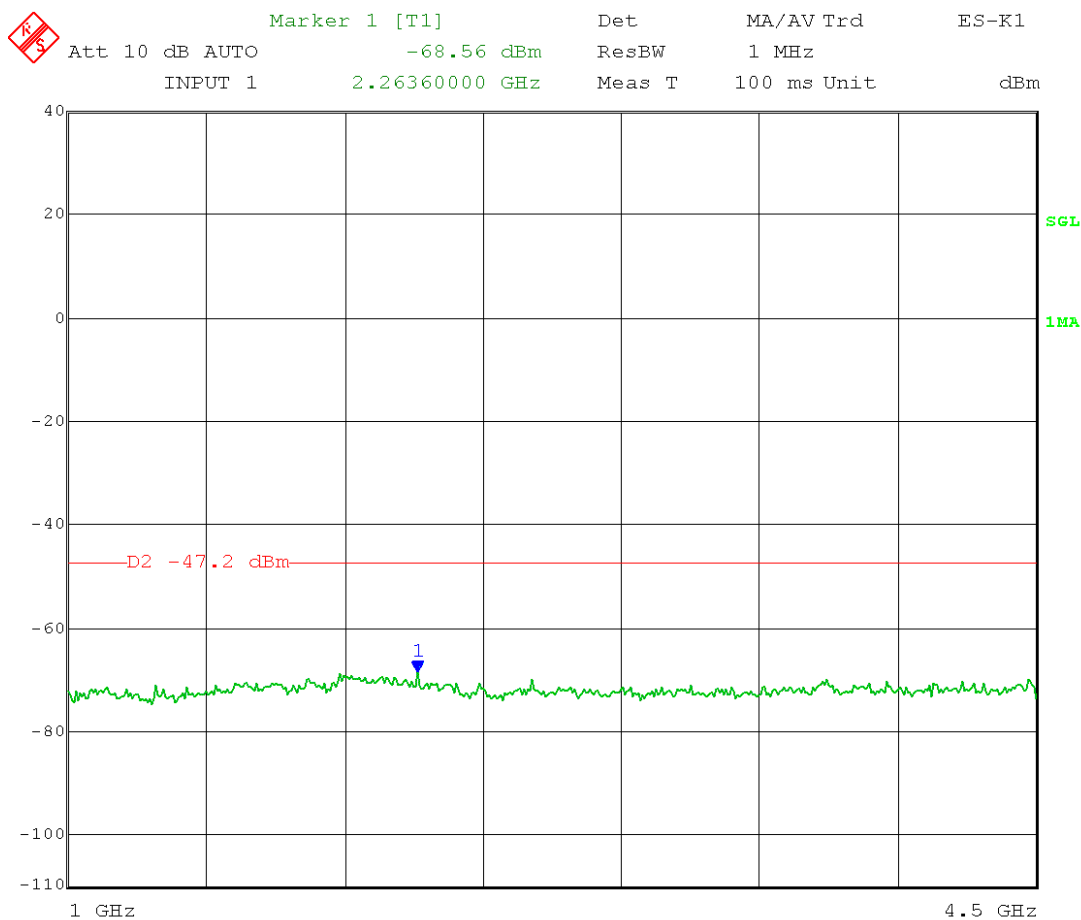


Test Date: 05-29-2014  
Company: Cambium Networks  
EUT: ePMP 5.1 AP UNII  
Test: Maximum Unwanted Emission Levels - Conducted  
Operator: Craig B / Paul L  
Comment: Detector Bandwidth = 1 MHz  
Detector = Peak  
Mid Channel Transmit = 5.200 GHz 5 MHz BW  
Output Power Setting: 0  
Channel 0  
Frequency Range: 1 – 4.5 GHz

Per 789033 D02 General UNII Test Procedures DR02-41759, section II.G.2.(c): “an out-of-band emission that complies with both the average and peak limits of 15.209 is not required to satisfy the -27 dBm/MHz or -17 dBm/MHz maximum emission limit.”

15.209 Peak limit: 74 dBμV/m @ 3 meters

RF conducted limit: 74 dBμV/m -95.2 (3 meters) – 3 dB (MIMO) – 23 dBi antenna gain  
= -47.2 dBm Peak



Date: 29.MAY.2014 10:31:14

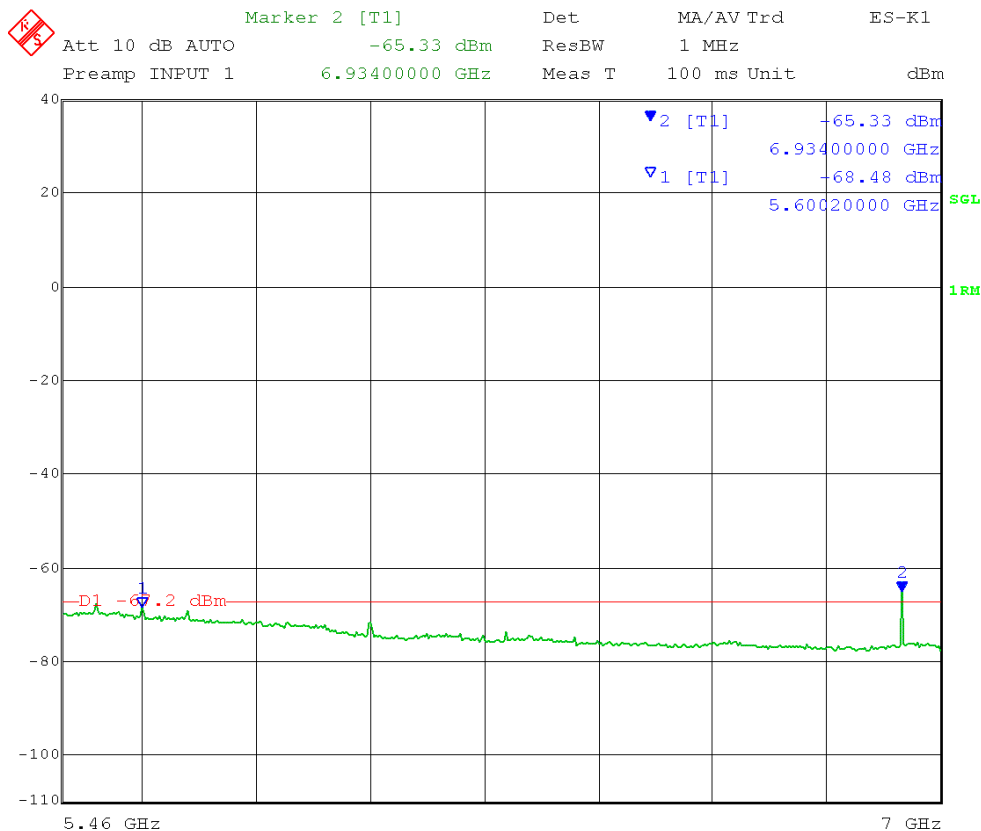
Test Date: 05-29-2014  
 Company: Cambium Networks  
 EUT: ePMP 5.1 AP UNII  
 Test: Maximum Unwanted Emission Levels - Conducted  
 Operator: Craig B / Paul L  
 Comment: Detector Bandwidth = 1 MHz  
           Detector = RMS  
           Mid Channel Transmit = 5.200 GHz                      5 MHz BW  
           Output Power Setting: 0  
           Channel 0  
           Frequency Range: 5.46 – 7 GHz

Per 789033 D02 General UNII Test Procedures DR02-41759, section II.G.2.(c): “an out-of-band emission that complies with both the average and peak limits of 15.209 is not required to satisfy the -27 dBm/MHz or -17 dBm/MHz maximum emission limit.”

15.209 Average limit: 54 dBμV/m @ 3 meters

RF conducted limit: 54 dBμV/m -95.2 (3 meters) – 3 dB (MIMO) – 23 dBi antenna gain  
= -67.2 dBm Average

NOTE: emission shown is NOT in a restricted band; see next page for measurement of this emission.



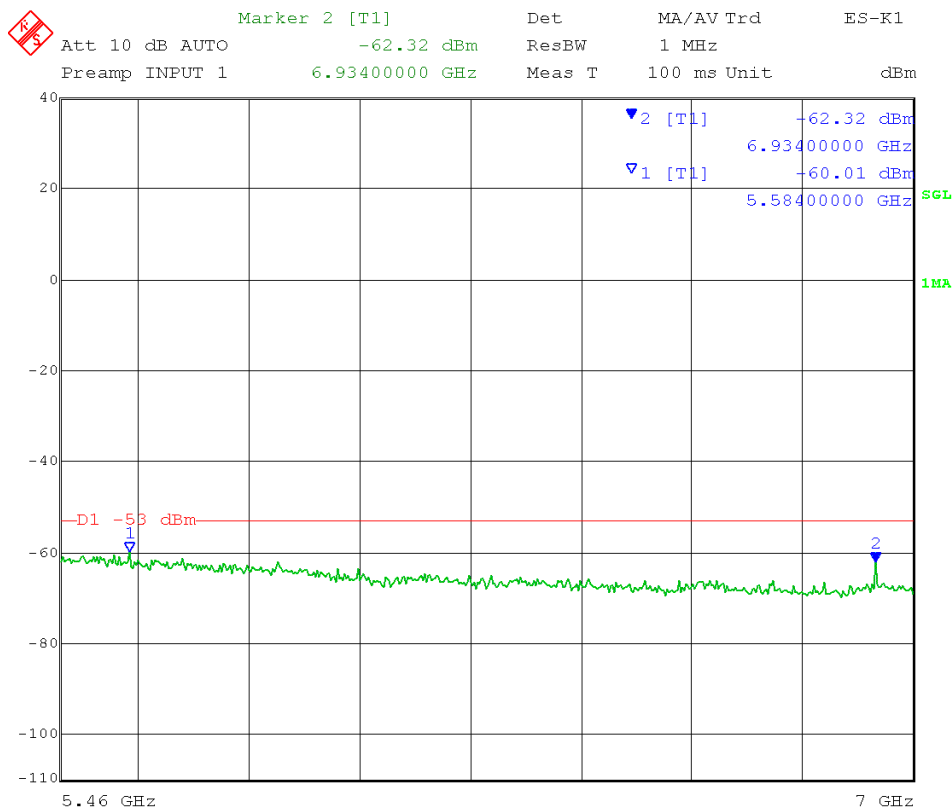
Date: 29.MAY.2014 14:07:37

Test Date: 05-29-2014  
Company: Cambium Networks  
EUT: ePMP 5.1 AP UNII  
Test: Maximum Unwanted Emission Levels - Conducted  
Operator: Craig B / Paul L  
Comment: Detector Bandwidth = 1 MHz  
Detector = Peak  
Mid Channel Transmit = 5.200 GHz 5 MHz BW  
Output Power Setting: 0  
Channel 0  
Frequency Range: 5.46 – 7 GHz

Per 789033 D02 General UNII Test Procedures DR02-41759, section II.G.2.(c): “an out-of-band emission that complies with both the average and peak limits of 15.209 is not required to satisfy the -27 dBm/MHz or -17 dBm/MHz maximum emission limit.”

NOTE: Emission is not in restricted band.

Non-restricted band RF conducted limit: -27 dBm/MHz – 3 dB (MIMO) – 23 dBi  
antenna gain = -53 dBm/MHz Peak



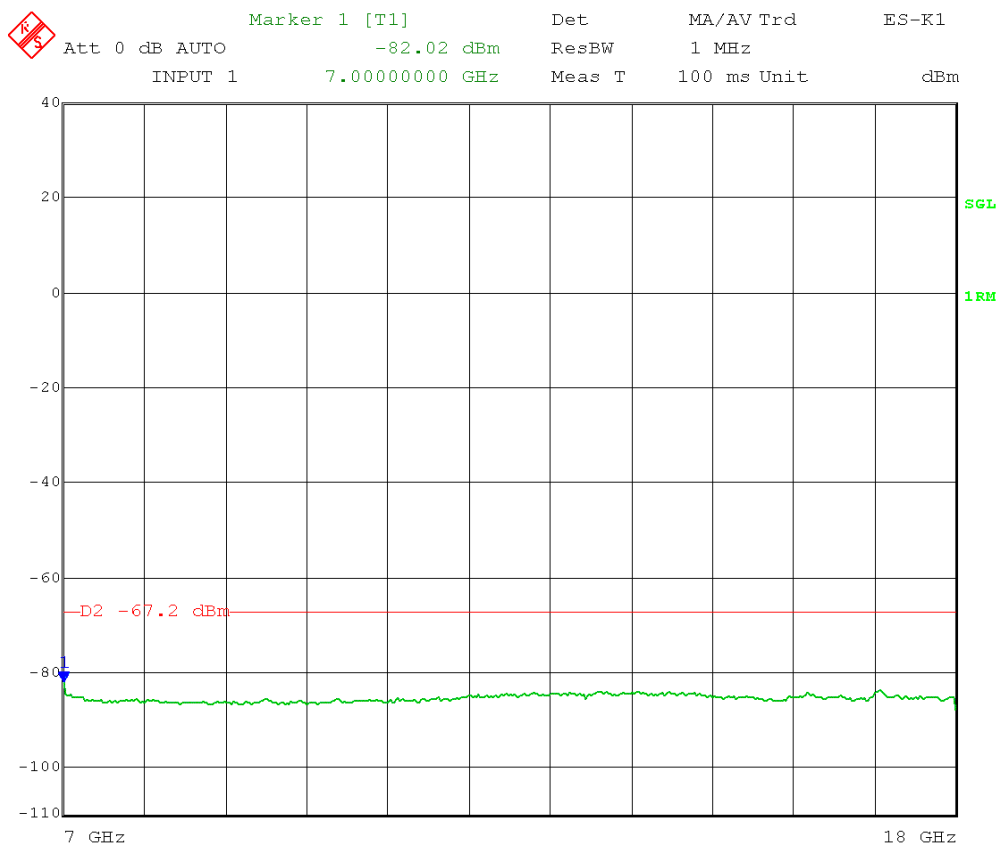
Date: 29.MAY.2014 14:12:27

Test Date: 05-29-2014  
Company: Cambium Networks  
EUT: ePMP 5.1 AP UNII  
Test: Maximum Unwanted Emission Levels - Conducted  
Operator: Craig B / Paul L  
Comment: Detector Bandwidth = 1 MHz  
Detector = RMS  
Mid Channel Transmit = 5.200 GHz 5 MHz BW  
Output Power Setting: 0  
Channel 0  
Frequency Range: 7 – 18 GHz

Per 789033 D02 General UNII Test Procedures DR02-41759, section II.G.2.(c): “an out-of-band emission that complies with both the average and peak limits of 15.209 is not required to satisfy the -27 dBm/MHz or -17 dBm/MHz maximum emission limit.”

15.209 Average limit: 54 dB $\mu$ V/m @ 3 meters

RF conducted limit: 54 dB $\mu$ V/m -95.2 (3 meters) – 3 dB (MIMO) – 23 dBi antenna gain  
= -67.2 dBm Average



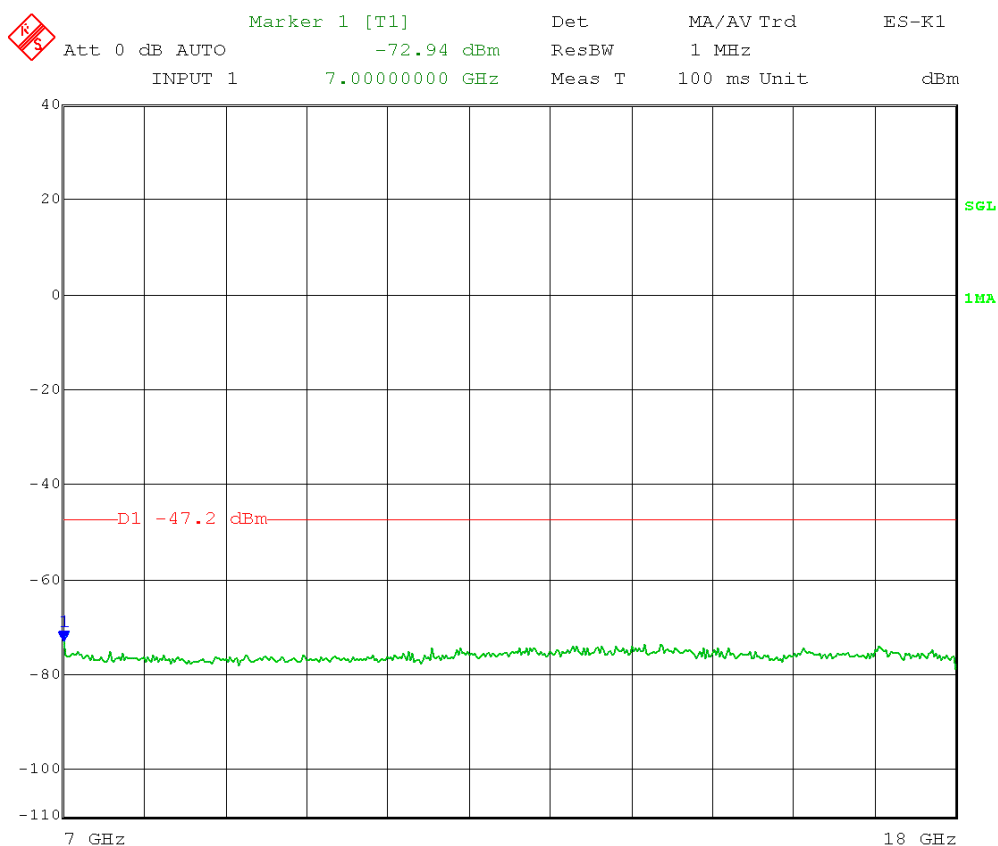
Date: 29.MAY.2014 15:35:18

Test Date: 05-29-2014  
Company: Cambium Networks  
EUT: ePMP 5.1 AP UNII  
Test: Maximum Unwanted Emission Levels - Conducted  
Operator: Craig B / Paul L  
Comment: Detector Bandwidth = 1 MHz  
Detector = Peak  
Mid Channel Transmit = 5.200 GHz 5 MHz BW  
Output Power Setting: 0  
Channel 0  
Frequency Range: 7 – 18 GHz

Per 789033 D02 General UNII Test Procedures DR02-41759, section II.G.2.(c): “an out-of-band emission that complies with both the average and peak limits of 15.209 is not required to satisfy the -27 dBm/MHz or -17 dBm/MHz maximum emission limit.”

15.209 Peak limit: 74 dB $\mu$ V/m @ 3 meters

RF conducted limit: 74 dB $\mu$ V/m -95.2 (3 meters) – 3 dB (MIMO) – 23 dBi antenna gain  
= -47.2 dBm Peak



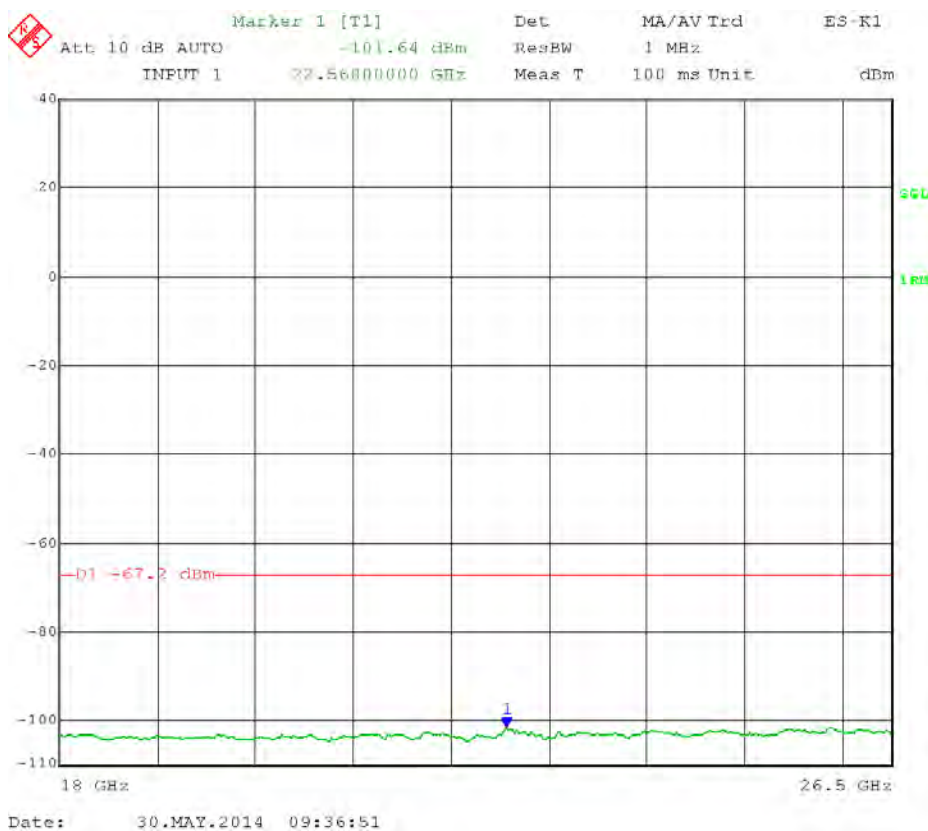
Date: 29.MAY.2014 15:36:42

Test Date: 05-30-2014  
Company: Cambium Networks  
EUT: ePMP 5.1 AP UNII  
Test: Maximum Unwanted Emission Levels - Conducted  
Operator: Craig B / Paul L  
Comment: Detector Bandwidth = 1 MHz  
Detector = RMS  
Mid Channel Transmit = 5.200 GHz 5 MHz BW  
Output Power Setting: 0  
Channel 0  
Frequency Range: 18 – 26.5 GHz

Per 789033 D02 General UNII Test Procedures DR02-41759, section II.G.2.(c): “an out-of-band emission that complies with both the average and peak limits of 15.209 is not required to satisfy the -27 dBm/MHz or -17 dBm/MHz maximum emission limit.”

15.209 Average limit: 54 dB $\mu$ V/m @ 3 meters

RF conducted limit: 54 dB $\mu$ V/m -95.2 (3 meters) – 3 dB (MIMO) – 23 dBi antenna gain  
= -67.2 dBm Average

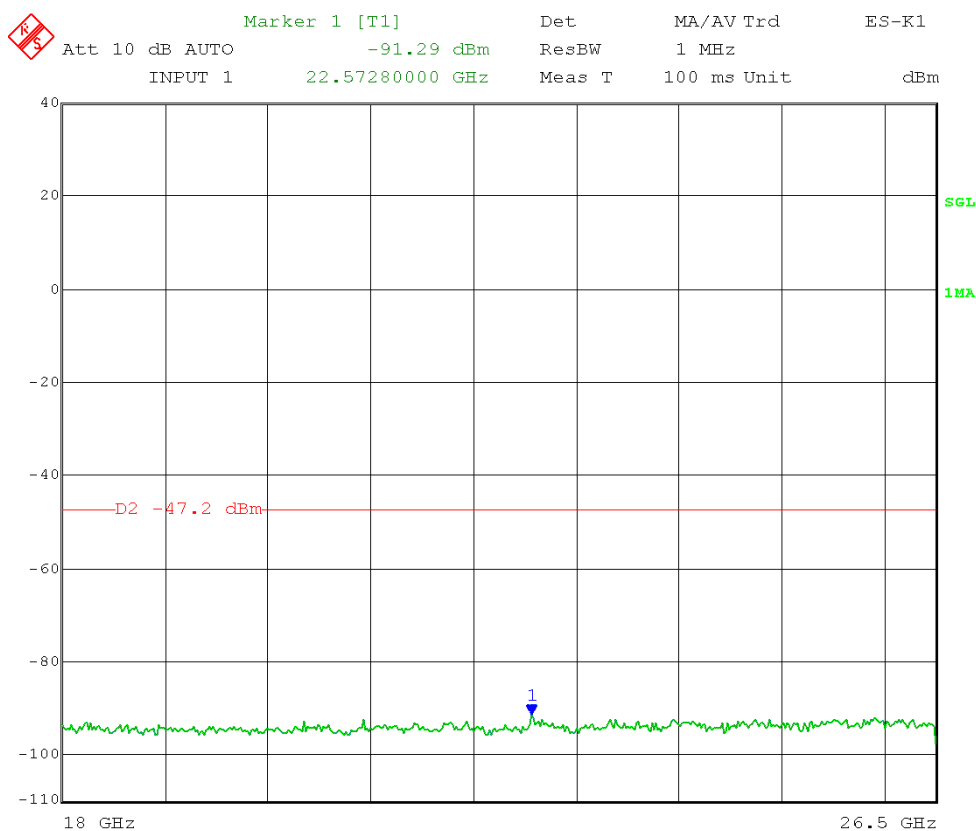


Test Date: 05-30-2014  
Company: Cambium Networks  
EUT: ePMP 5.1 AP UNII  
Test: Maximum Unwanted Emission Levels - Conducted  
Operator: Craig B / Paul L  
Comment: Detector Bandwidth = 1 MHz  
Detector = Peak  
Mid Channel Transmit = 5.200 GHz 5 MHz BW  
Output Power Setting: 0  
Channel 0  
Frequency Range: 18 – 26.5 GHz

Per 789033 D02 General UNII Test Procedures DR02-41759, section II.G.2.(c): “an out-of-band emission that complies with both the average and peak limits of 15.209 is not required to satisfy the -27 dBm/MHz or -17 dBm/MHz maximum emission limit.”

15.209 Peak limit: 74 dBμV/m @ 3 meters

RF conducted limit: 74 dBμV/m -95.2 (3 meters) – 3 dB (MIMO) – 23 dBi antenna gain  
= -47.2 dBm Peak



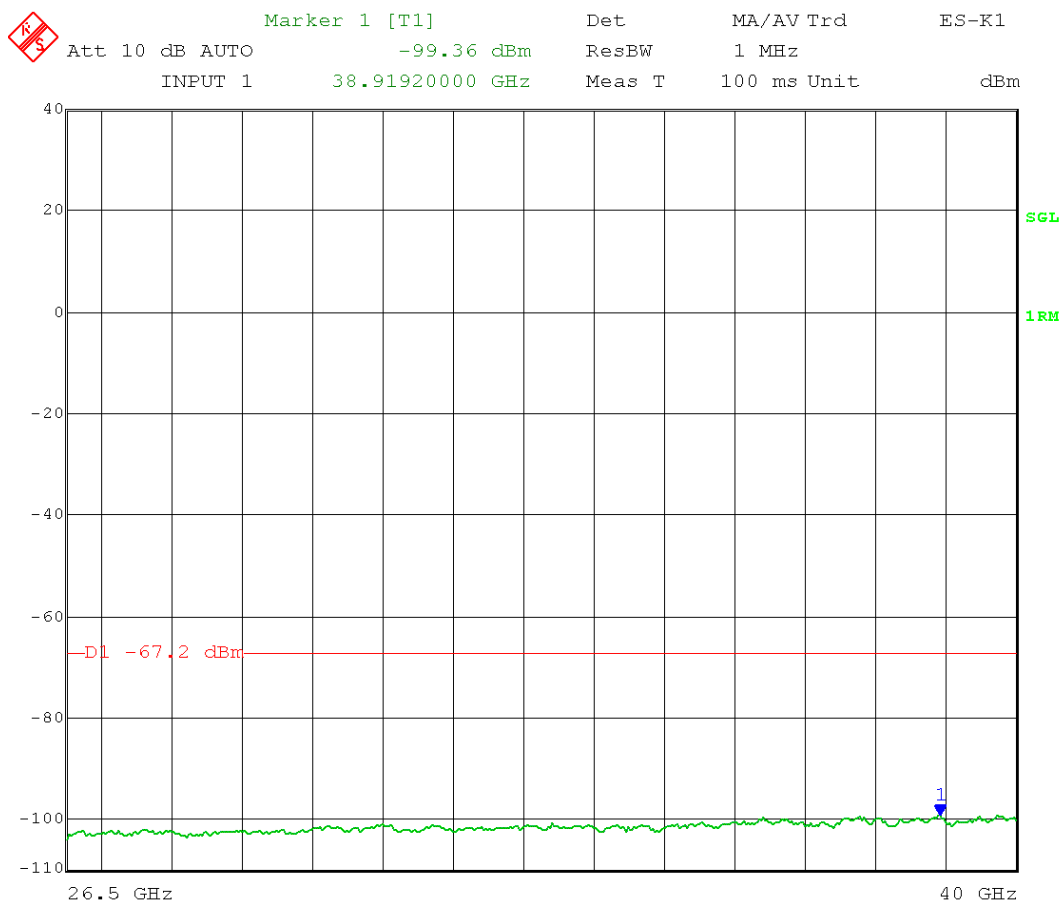
Date: 30.MAY.2014 09:39:20

Test Date: 05-30-2014  
Company: Cambium Networks  
EUT: ePMP 5.1 AP UNII  
Test: Maximum Unwanted Emission Levels - Conducted  
Operator: Craig B / Paul L  
Comment: Detector Bandwidth = 1 MHz  
Detector = RMS  
Mid Channel Transmit = 5.200 GHz 5 MHz BW  
Output Power Setting: 0  
Channel 0  
Frequency Range: 26.5 – 40 GHz

Per 789033 D02 General UNII Test Procedures DR02-41759, section II.G.2.(c): “an out-of-band emission that complies with both the average and peak limits of 15.209 is not required to satisfy the -27 dBm/MHz or -17 dBm/MHz maximum emission limit.”

15.209 Average limit: 54 dB $\mu$ V/m @ 3 meters

RF conducted limit: 54 dB $\mu$ V/m -95.2 (3 meters) – 3 dB (MIMO) – 23 dBi antenna gain  
= -67.2 dBm Average



Date: 30.MAY.2014 11:00:59

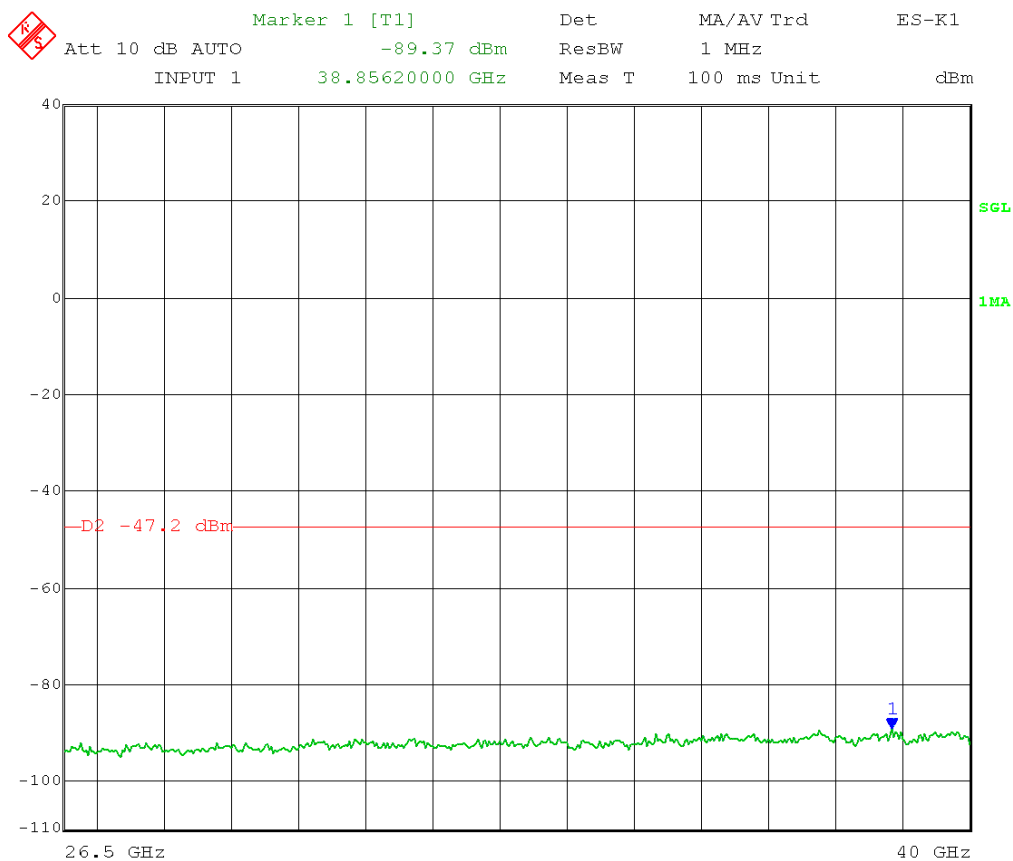


Test Date: 05-30-2014  
Company: Cambium Networks  
EUT: ePMP 5.1 AP UNII  
Test: Maximum Unwanted Emission Levels - Conducted  
Operator: Craig B / Paul L  
Comment: Detector Bandwidth = 1 MHz  
Detector = Peak  
Mid Channel Transmit = 5.200 GHz 5 MHz BW  
Output Power Setting: 0  
Channel 0  
Frequency Range: 26.5 – 40 GHz

Per 789033 D02 General UNII Test Procedures DR02-41759, section II.G.2.(c): “an out-of-band emission that complies with both the average and peak limits of 15.209 is not required to satisfy the -27 dBm/MHz or -17 dBm/MHz maximum emission limit.”

15.209 Peak limit: 74 dBμV/m @ 3 meters

RF conducted limit: 74 dBμV/m -95.2 (3 meters) – 3 dB (MIMO) – 23 dBi antenna gain  
= -47.2 dBm Peak



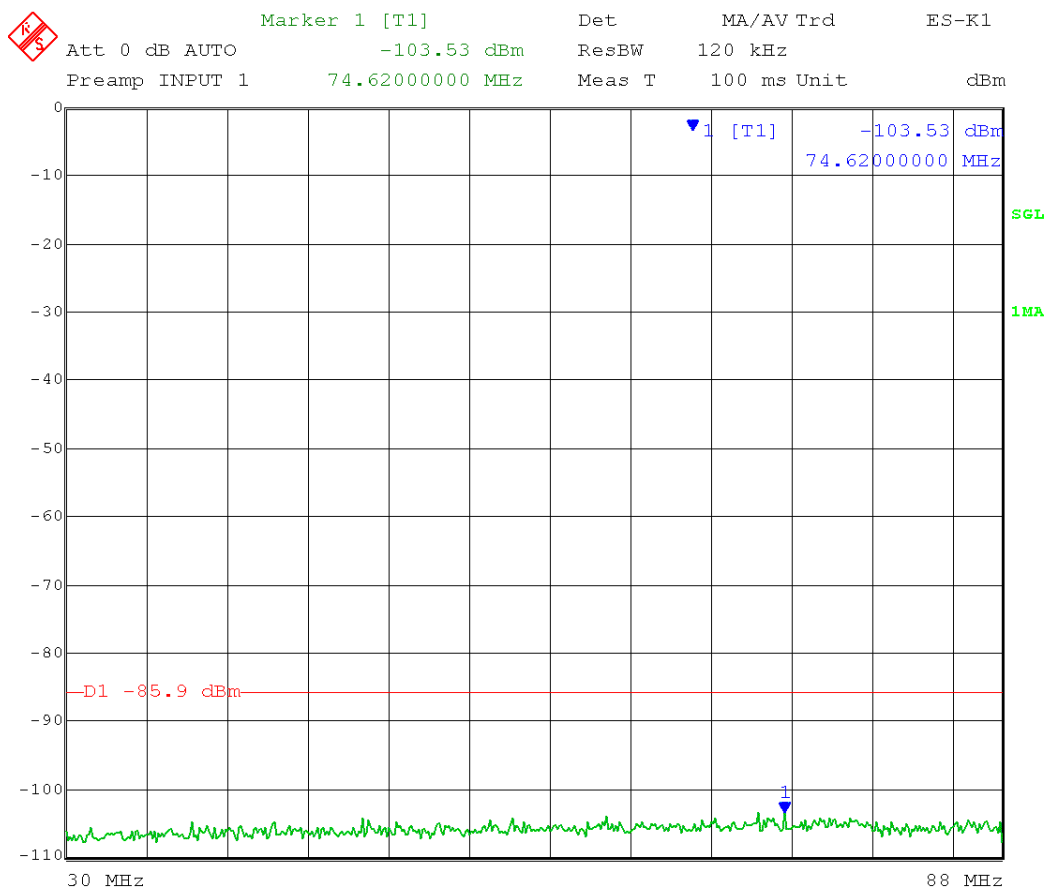
Date: 30.MAY.2014 11:02:21

Test Date: 05-20-2014  
Company: Cambium Networks  
EUT: ePMP 5.1 AP UNII  
Test: Maximum Unwanted Emission Levels - Conducted  
Operator: Craig B / Paul L  
Comment: Detector Bandwidth = 120 kHz  
Detector = Peak  
High Channel Transmit = 5.245 GHz 5 MHz BW  
Output Power Setting: 7  
Channel 0  
Frequency Range 30 MHz – 88 MHz

Per 789033 D02 General UNII Test Procedures DR02-41759, section II.G.2.(c): “an out-of-band emission that complies with both the average and peak limits of 15.209 is not required to satisfy the -27 dBm/MHz or -17 dBm/MHz maximum emission limit.”

15.209 Limit 30-88 MHz: 40 dBμV/m @ 3 meters

RF conducted limit: 40 dBμV/m -95.2 (3 meters) – 4.7 (ground plane) – 3dB (MIMO) – 23 dBi antenna gain = -85.9 dBm Quasi-Peak



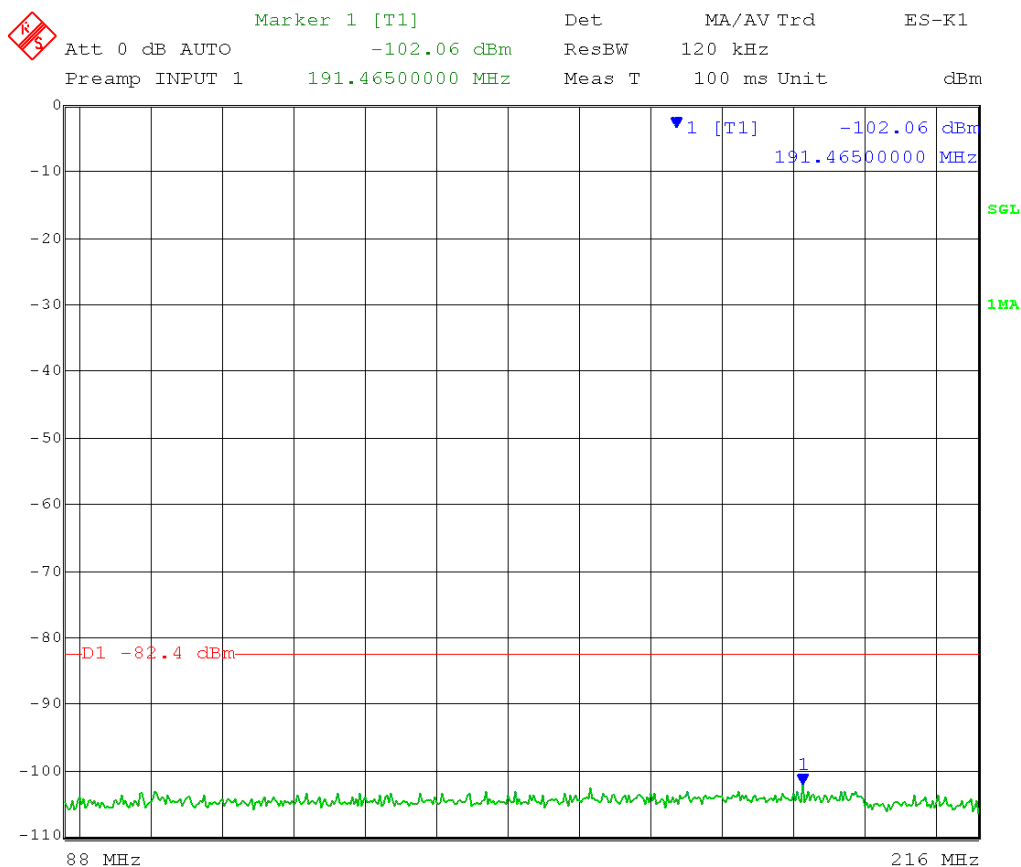
Date: 20.MAY.2014 12:54:38

Test Date: 05-20-2014  
Company: Cambium Networks  
EUT: ePMP 5.1 AP UNII  
Test: Maximum Unwanted Emission Levels - Conducted  
Operator: Craig B / Paul L  
Comment: Detector Bandwidth = 120 kHz  
Detector = Peak  
High Channel Transmit = 5.245 GHz 5 MHz BW  
Output Power Setting: 7  
Channel 0  
Frequency Range 88 MHz – 216 MHz

Per 789033 D02 General UNII Test Procedures DR02-41759, section II.G.2.(c): “an out-of-band emission that complies with both the average and peak limits of 15.209 is not required to satisfy the -27 dBm/MHz or -17 dBm/MHz maximum emission limit.”

15.209 Limit 88-216 MHz: 43.5 dBμV/m @ 3 meters

RF conducted limit: 43.5 dBμV/m -95.2 (3 meters) – 4.7 (ground plane) – 3dB (MIMO) – 23 dBi antenna gain = -82.4 dBm Quasi-Peak



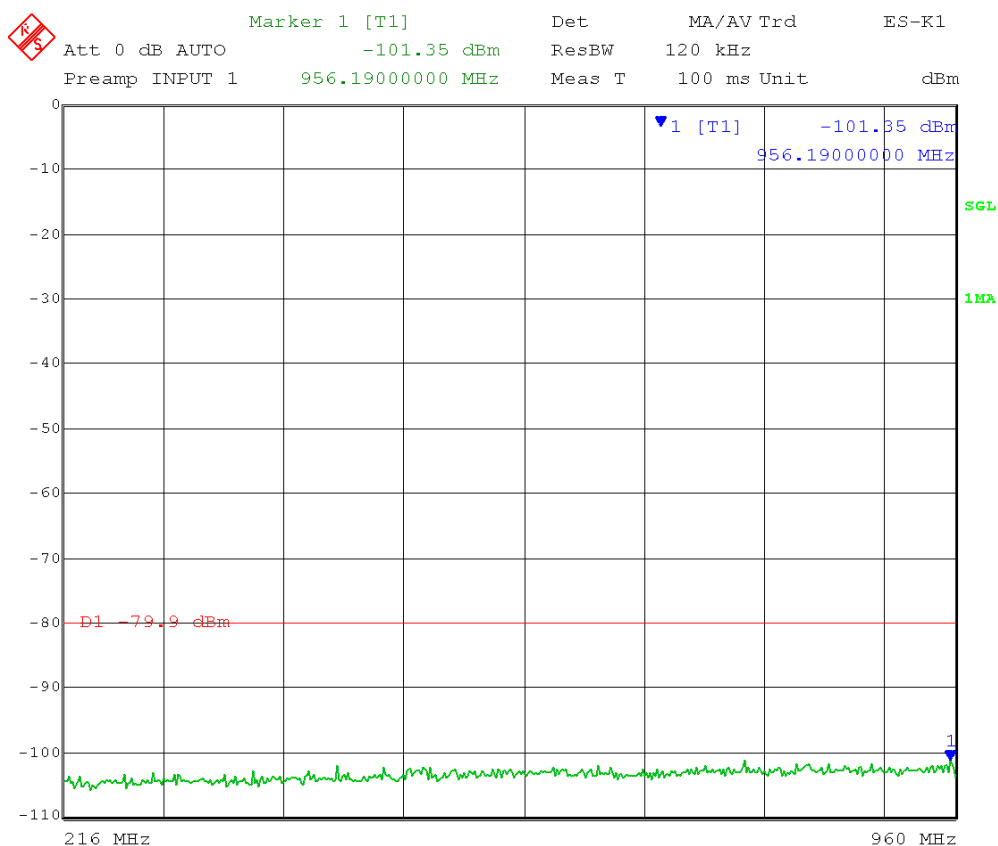
Date: 20.MAY.2014 12:57:08

Test Date: 05-20-2014  
Company: Cambium Networks  
EUT: ePMP 5.1 AP UNII  
Test: Maximum Unwanted Emission Levels - Conducted  
Operator: Craig B / Paul L  
Comment: Detector Bandwidth = 120 kHz  
Detector = Peak  
High Channel Transmit = 5.245 GHz 5 MHz BW  
Output Power Setting: 7  
Channel 0  
Frequency Range: 216 MHz – 960 MHz

Per 789033 D02 General UNII Test Procedures DR02-41759, section II.G.2.(c): “an out-of-band emission that complies with both the average and peak limits of 15.209 is not required to satisfy the -27 dBm/MHz or -17 dBm/MHz maximum emission limit.”

15.209 Limit 216-960 MHz: 46 dBμV/m @ 3 meters

RF conducted limit: 46 dBμV/m -95.2 (3 meters) – 4.7 (ground plane) – 3dB (MIMO) – 23 dBi antenna gain = -79.9 dBm Quasi-Peak



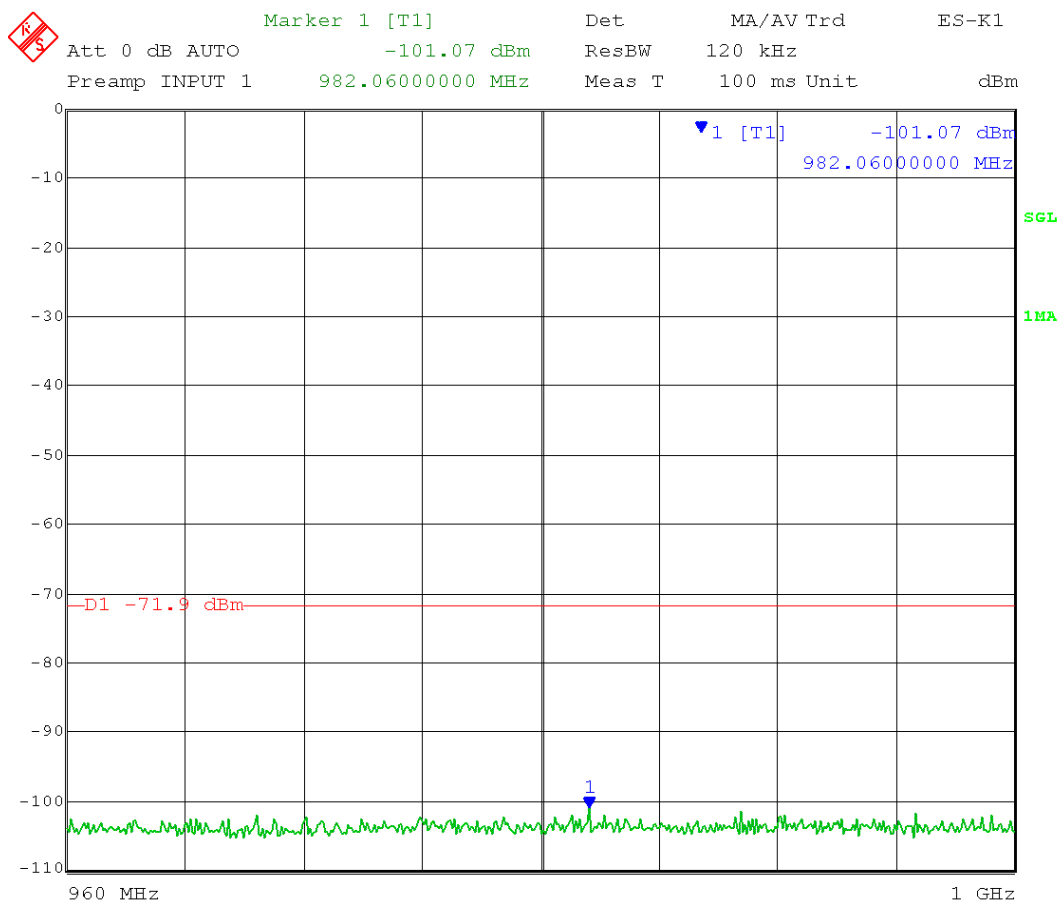
Date: 20.MAY.2014 13:09:42

Test Date: 05-20-2014  
Company: Cambium Networks  
EUT: ePMP 5.1 AP UNII  
Test: Maximum Unwanted Emission Levels - Conducted  
Operator: Craig B / Paul L  
Comment: Detector Bandwidth = 120 kHz  
Detector = Peak  
High Channel Transmit = 5.245 GHz 5 MHz BW  
Output Power Setting: 7  
Channel 0  
Frequency Range: 960 MHz – 1000 MHz

Per 789033 D02 General UNII Test Procedures DR02-41759, section II.G.2.(c): “an out-of-band emission that complies with both the average and peak limits of 15.209 is not required to satisfy the -27 dBm/MHz or -17 dBm/MHz maximum emission limit.”

15.209 Limit 960-1000 MHz: 54 dB $\mu$ V/m @ 3 meters

RF conducted limit: 54 dB $\mu$ V/m -95.2 (3 meters) – 4.7 (ground plane) – 3dB (MIMO) – 23 dBi antenna gain = -71.9 dBm Quasi-Peak



Date: 20.MAY.2014 13:12:00

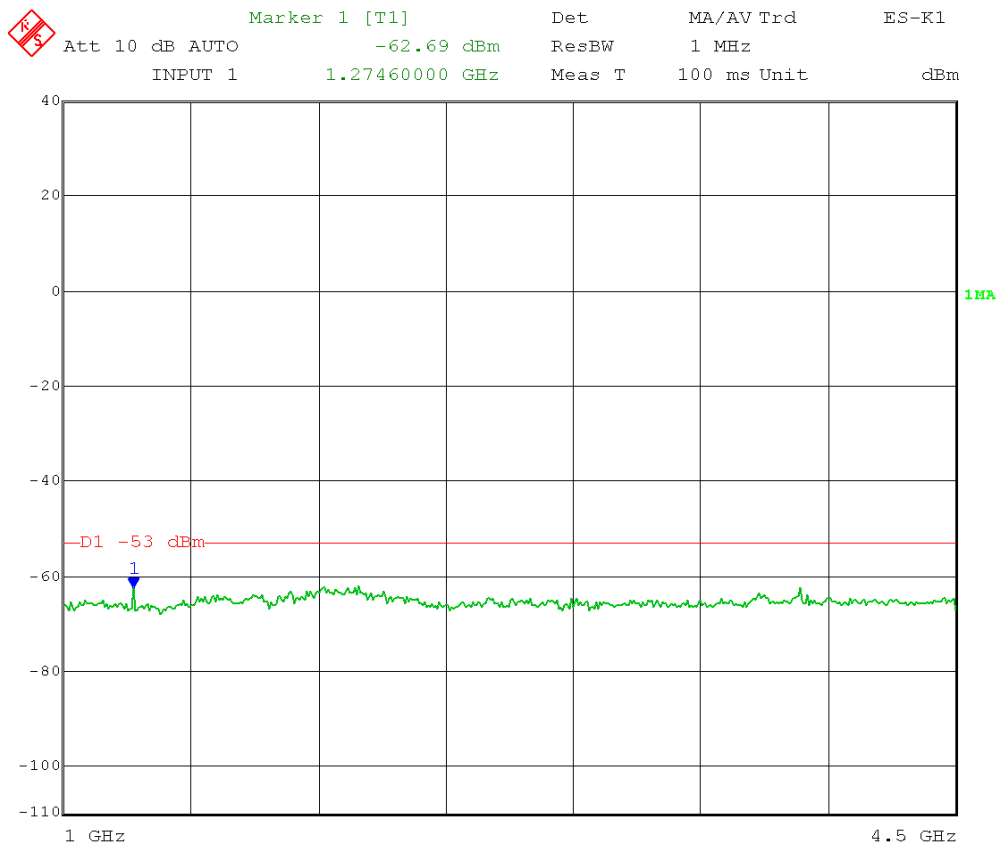
Date: 29.MAY.2014 13:12:38

Test Date: 05-29-2014  
Company: Cambium Networks  
EUT: ePMP 5.1 AP UNII  
Test: Maximum Unwanted Emission Levels - Conducted  
Operator: Craig B / Paul L  
Comment: Detector Bandwidth = 1 MHz  
Detector = Peak  
High Channel Transmit = 5.245 GHz 5 MHz BW  
Output power setting: 17-10dB external attenuator = 7  
Channel 0  
Frequency Range: 1 – 4.5 GHz

Per 789033 D02 General UNII Test Procedures DR02-41759, section II.G.2.(c): “an out-of-band emission that complies with both the average and peak limits of 15.209 is not required to satisfy the -27 dBm/MHz or -17 dBm/MHz maximum emission limit.”

NOTE: Emission is not in restricted band.

Non-restricted band RF conducted limit: -27 dBm/MHz – 3 dB (MIMO) – 23 dBi  
antenna gain = -53 dBm/MHz Peak



Date: 29.MAY.2014 13:09:05

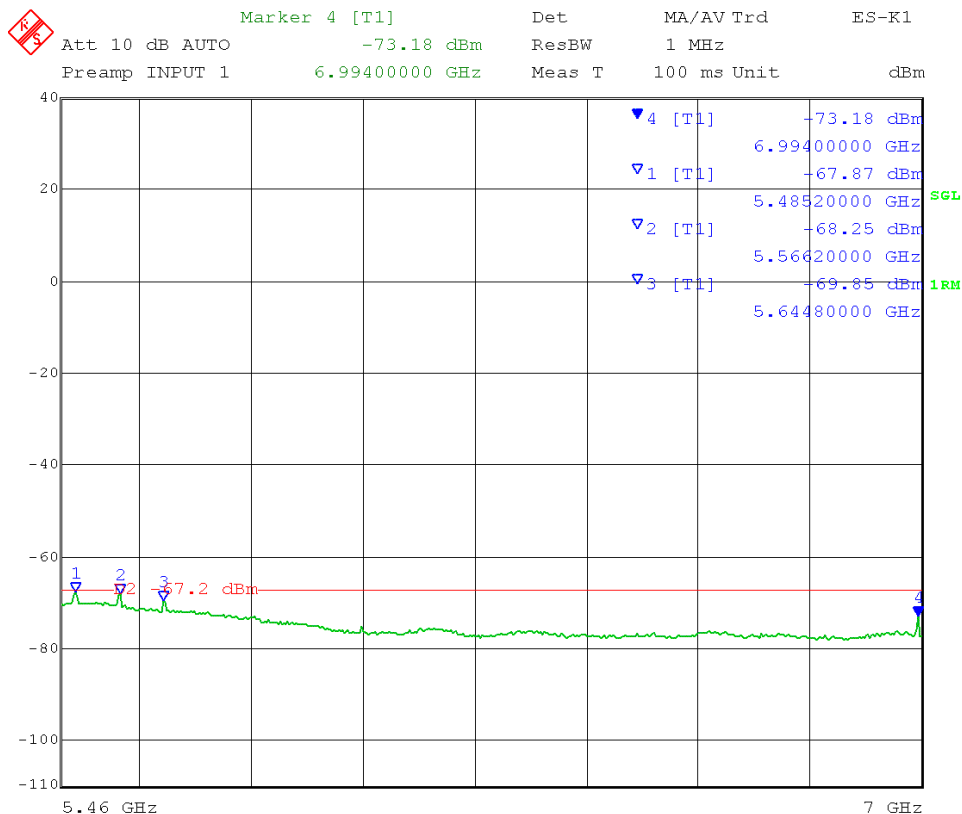
Test Date: 05-29-2014  
 Company: Cambium Networks  
 EUT: ePMP 5.1 AP UNII  
 Test: Maximum Unwanted Emission Levels - Conducted  
 Operator: Craig B / Paul L  
 Comment: Detector Bandwidth = 1 MHz  
           Detector = RMS  
           High Channel Transmit = 5.245 GHz          5 MHz BW  
           Output power setting: 17-10dB external attenuator = 7  
           Channel 0  
           Frequency Range: 5.46 – 7 GHz

Per 789033 D02 General UNII Test Procedures DR02-41759, section II.G.2.(c): “an out-of-band emission that complies with both the average and peak limits of 15.209 is not required to satisfy the -27 dBm/MHz or -17 dBm/MHz maximum emission limit.”

15.209 Average limit: 54 dBμV/m @ 3 meters

RF conducted limit: 54 dBμV/m -95.2 (3 meters) – 3 dB (MIMO) – 23 dBi antenna gain  
= -67.2 dBm Average

NOTE: emission shown is NOT in a restricted band; see next page for measurement of this emission.



Date: 29.MAY.2014 14:59:44

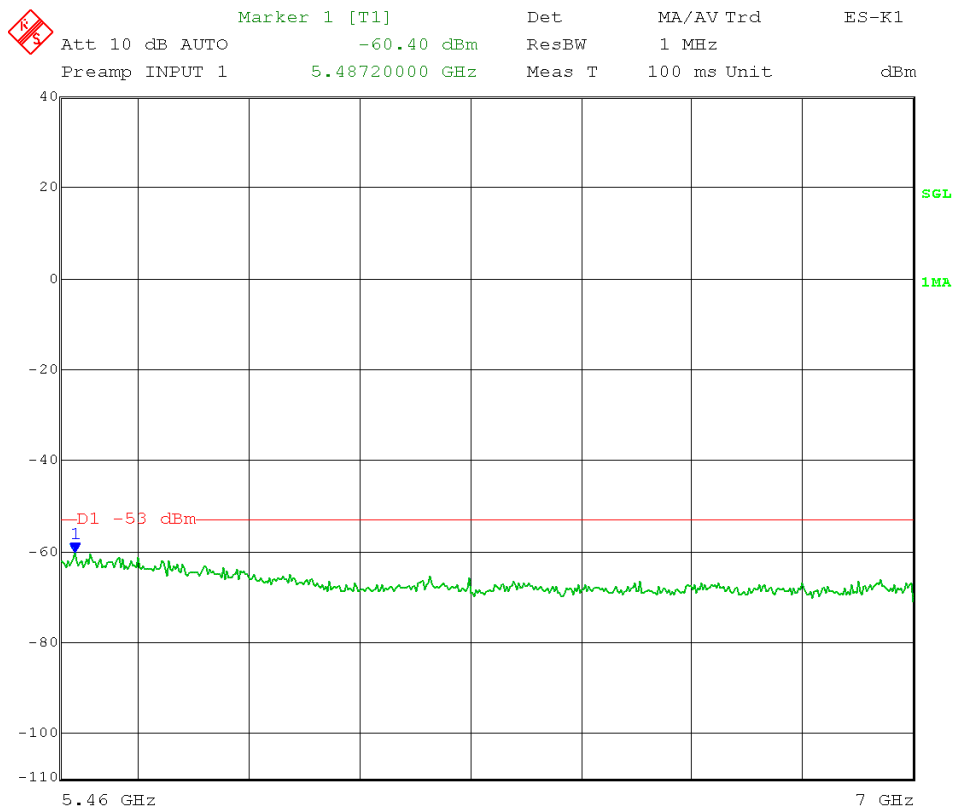


Test Date: 05-29-2014  
Company: Cambium Networks  
EUT: ePMP 5.1 AP UNII  
Test: Maximum Unwanted Emission Levels - Conducted  
Operator: Craig B / Paul L  
Comment: Detector Bandwidth = 1 MHz  
Detector = Peak  
High Channel Transmit = 5.245 GHz 5 MHz BW  
Output power setting: 17-10dB external attenuator = 7  
Channel 0  
Frequency Range: 5.46 - 7 GHz

Per 789033 D02 General UNII Test Procedures DR02-41759, section II.G.2.(c): "an out-of-band emission that complies with both the average and peak limits of 15.209 is not required to satisfy the -27 dBm/MHz or -17 dBm/MHz maximum emission limit."

NOTE: Emission is not in restricted band.

Non-restricted band RF conducted limit: -27 dBm/MHz - 3 dB (MIMO) - 23 dBi  
antenna gain = -53 dBm/MHz Peak



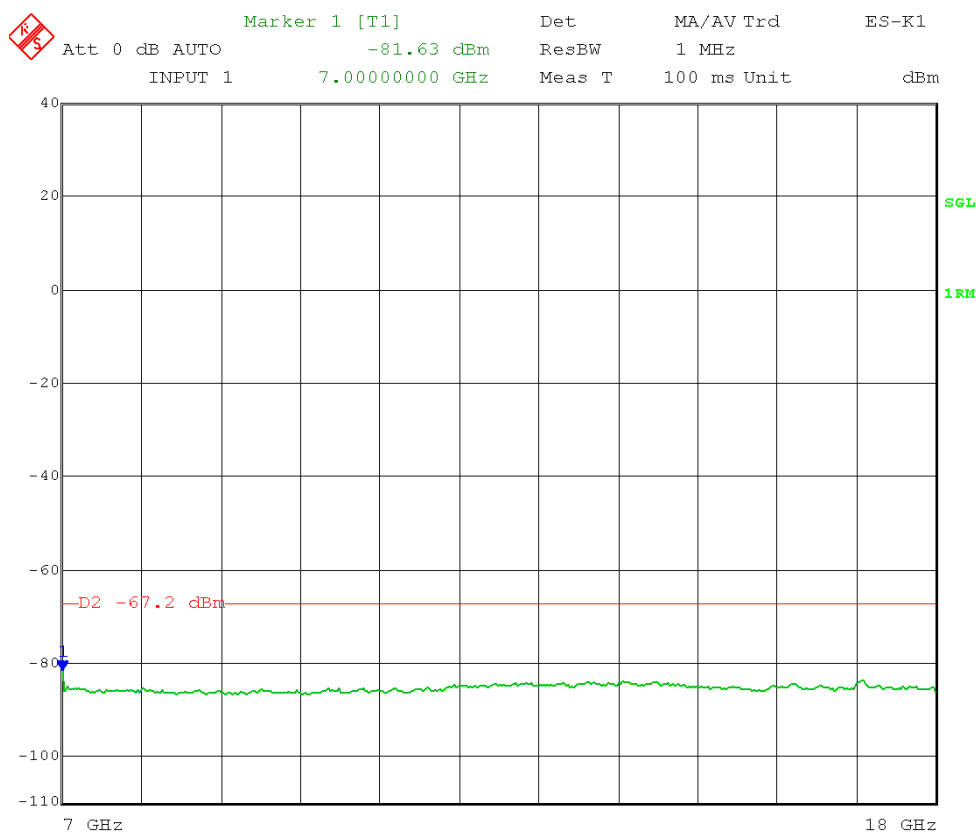
Date: 29.MAY.2014 15:02:04

Test Date: 05-29-2014  
Company: Cambium Networks  
EUT: ePMP 5.1 AP UNII  
Test: Maximum Unwanted Emission Levels - Conducted  
Operator: Craig B / Paul L  
Comment: Detector Bandwidth = 1 MHz  
Detector = RMS  
High Channel Transmit = 5.245 GHz 5 MHz BW  
Output power setting: 17-10dB external attenuator = 7  
Channel 0  
Frequency Range: 7 - 18 GHz

Per 789033 D02 General UNII Test Procedures DR02-41759, section II.G.2.(c): “an out-of-band emission that complies with both the average and peak limits of 15.209 is not required to satisfy the -27 dBm/MHz or -17 dBm/MHz maximum emission limit.”

15.209 Average limit: 54 dBμV/m @ 3 meters

RF conducted limit: 54 dBμV/m -95.2 (3 meters) – 3 dB (MIMO) – 23 dBi antenna gain  
= -67.2 dBm Average



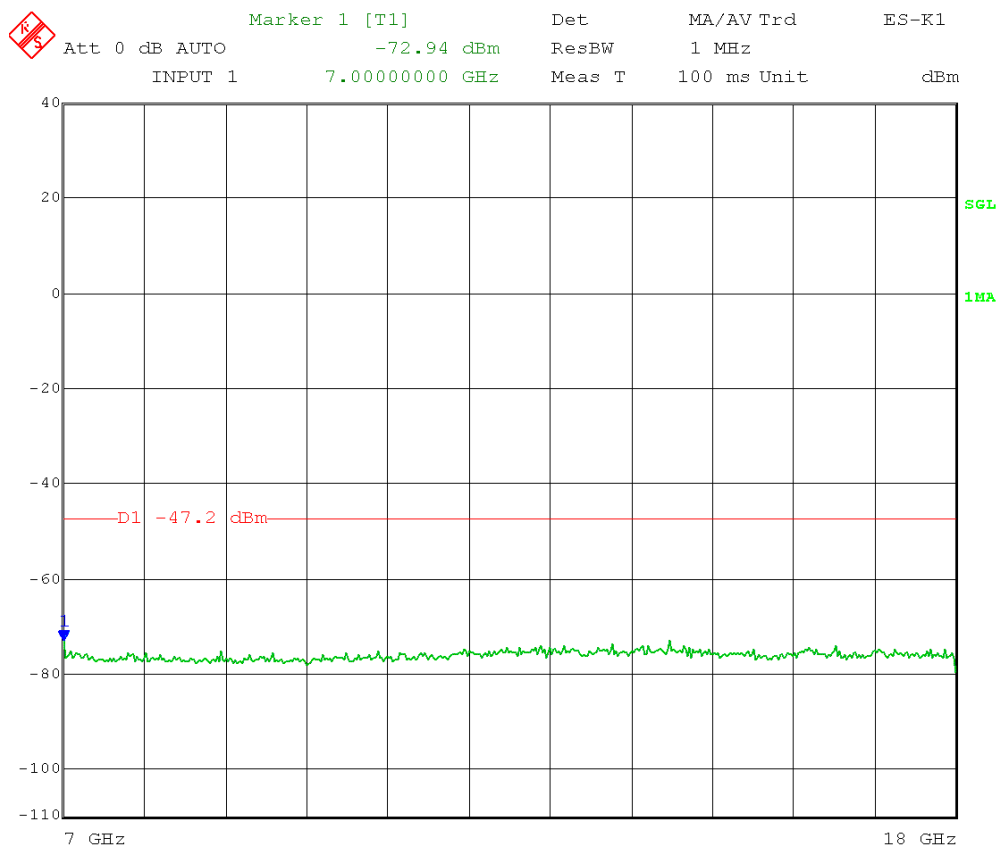
Date: 29.MAY.2014 15:22:35

Test Date: 05-29-2014  
Company: Cambium Networks  
EUT: ePMP 5.1 AP UNII  
Test: Maximum Unwanted Emission Levels - Conducted  
Operator: Craig B / Paul L  
Comment: Detector Bandwidth = 1 MHz  
Detector = Peak  
High Channel Transmit = 5.245 GHz 5 MHz BW  
Output power setting: 17-10dB external attenuator = 7  
Channel 0  
Frequency Range: 7 - 18 GHz

Per 789033 D02 General UNII Test Procedures DR02-41759, section II.G.2.(c): “an out-of-band emission that complies with both the average and peak limits of 15.209 is not required to satisfy the -27 dBm/MHz or -17 dBm/MHz maximum emission limit.”

15.209 Peak limit: 74 dBμV/m @ 3 meters

RF conducted limit: 74 dBμV/m -95.2 (3 meters) – 3 dB (MIMO) – 23dBi antenna gain  
= -47.2 dBm Peak



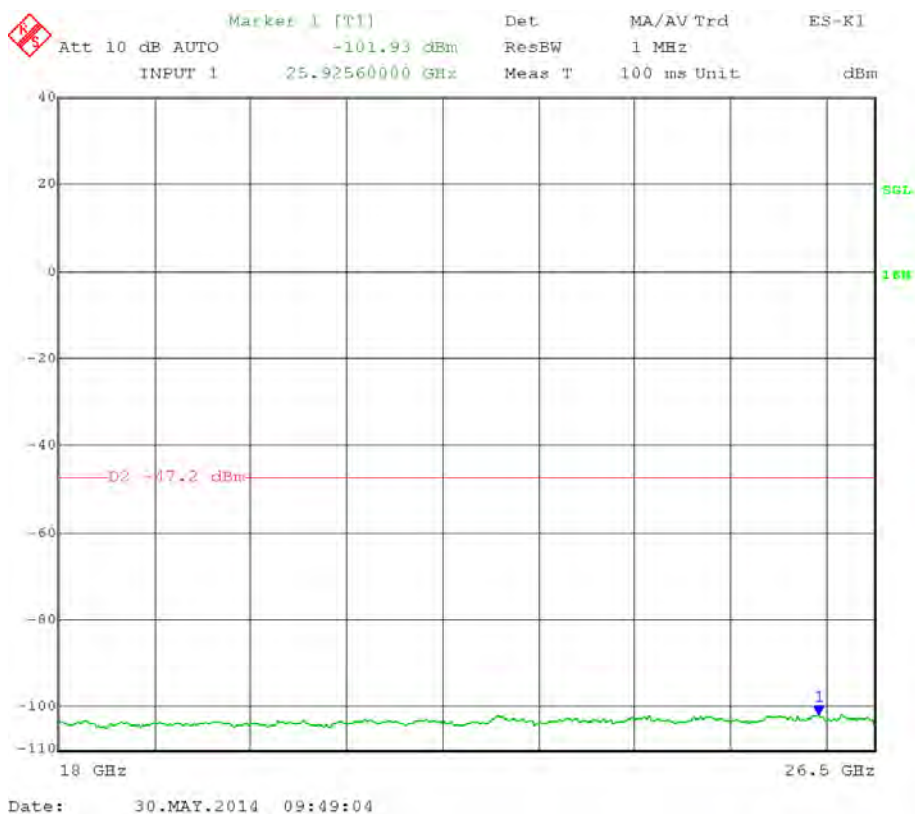
Date: 29.MAY.2014 15:24:16

Test Date: 05-30-2014  
Company: Cambium Networks  
EUT: ePMP 5.1 AP UNII  
Test: Maximum Unwanted Emission Levels - Conducted  
Operator: Craig B / Paul L  
Comment: Detector Bandwidth = 1 MHz  
Detector = RMS  
High Channel Transmit = 5.245 GHz 5 MHz BW  
Output Power Setting: 7  
Channel 0  
Frequency Range: 18 – 26.5 GHz

Per 789033 D02 General UNII Test Procedures DR02-41759, section II.G.2.(c): “an out-of-band emission that complies with both the average and peak limits of 15.209 is not required to satisfy the -27 dBm/MHz or -17 dBm/MHz maximum emission limit.”

15.209 Average limit: 54 dB $\mu$ V/m @ 3 meters

RF conducted limit: 54 dB $\mu$ V/m -95.2 (3 meters) – 3 dB (MIMO) – 23 dBi antenna gain  
= -67.2 dBm Average

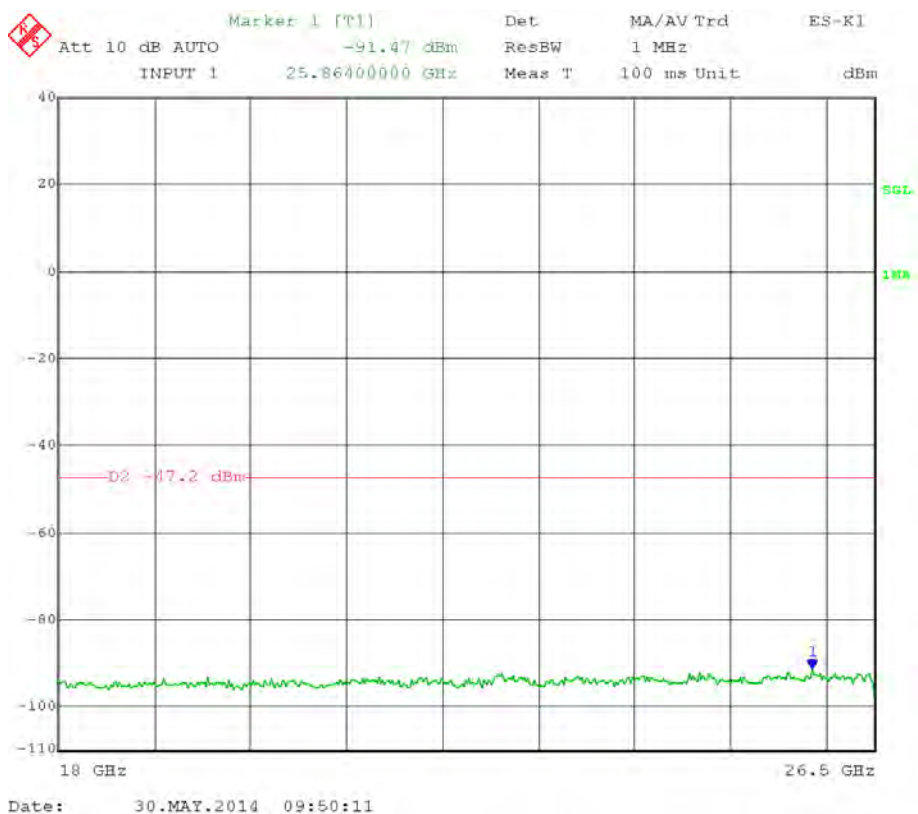


Test Date: 05-30-2014  
Company: Cambium Networks  
EUT: ePMP 5.1 AP UNII  
Test: Maximum Unwanted Emission Levels - Conducted  
Operator: Craig B / Paul L  
Comment: Detector Bandwidth = 1 MHz  
Detector = Peak  
High Channel Transmit = 5.245 GHz 5 MHz BW  
Output Power Setting: 7  
Channel 0  
Frequency Range: 18 – 26.5 GHz

Per 789033 D02 General UNII Test Procedures DR02-41759, section II.G.2.(c): “an out-of-band emission that complies with both the average and peak limits of 15.209 is not required to satisfy the -27 dBm/MHz or -17 dBm/MHz maximum emission limit.”

15.209 Peak limit: 74 dBμV/m @ 3 meters

RF conducted limit: 74 dBμV/m -95.2 (3 meters) – 3 dB (MIMO) – 23dBi antenna gain  
= -47.2 dBm Peak

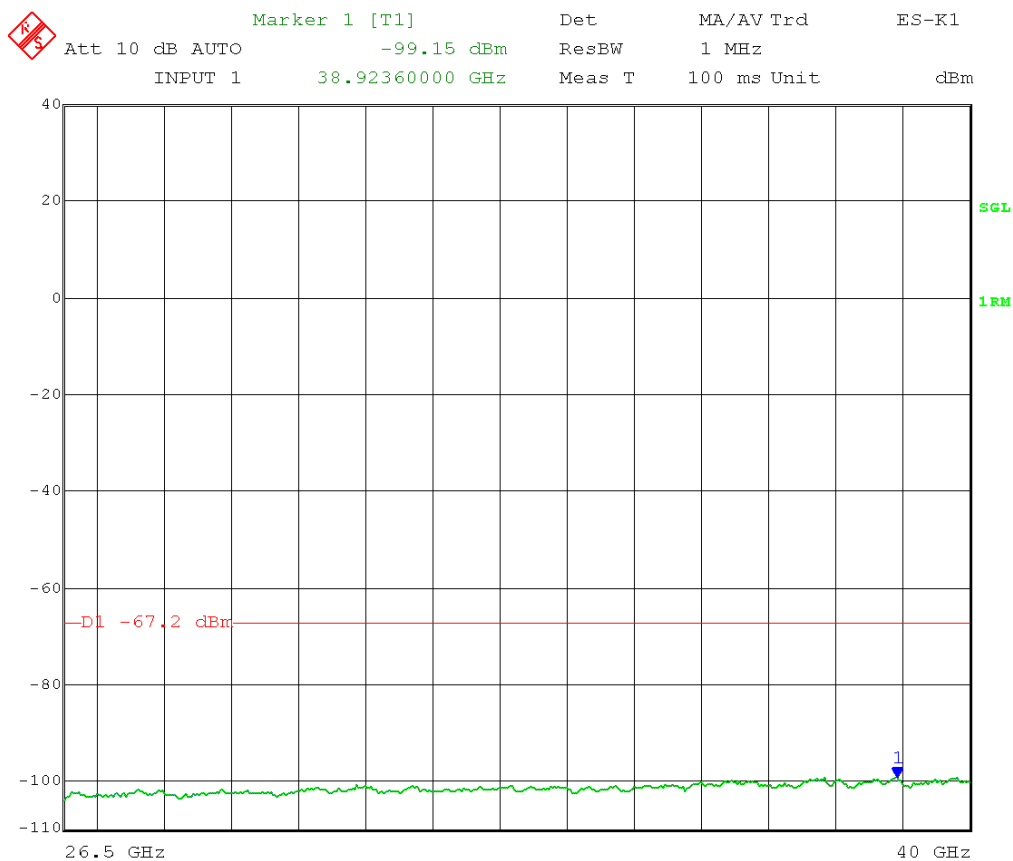


Test Date: 05-30-2014  
Company: Cambium Networks  
EUT: ePMP 5.1 AP UNII  
Test: Maximum Unwanted Emission Levels - Conducted  
Operator: Craig B / Paul L  
Comment: Detector Bandwidth = 1 MHz  
Detector = RMS  
High Channel Transmit = 5.245 GHz 5 MHz BW  
Output Power Setting: 7  
Channel 0  
Frequency Range: 26.5 – 40 GHz

Per 789033 D02 General UNII Test Procedures DR02-41759, section II.G.2.(c): “an out-of-band emission that complies with both the average and peak limits of 15.209 is not required to satisfy the -27 dBm/MHz or -17 dBm/MHz maximum emission limit.”

15.209 Average limit: 54 dBμV/m @ 3 meters

RF conducted limit: 54 dBμV/m -95.2 (3 meters) – 3 dB (MIMO) – 23 dBi antenna gain  
= -67.2 dBm Average



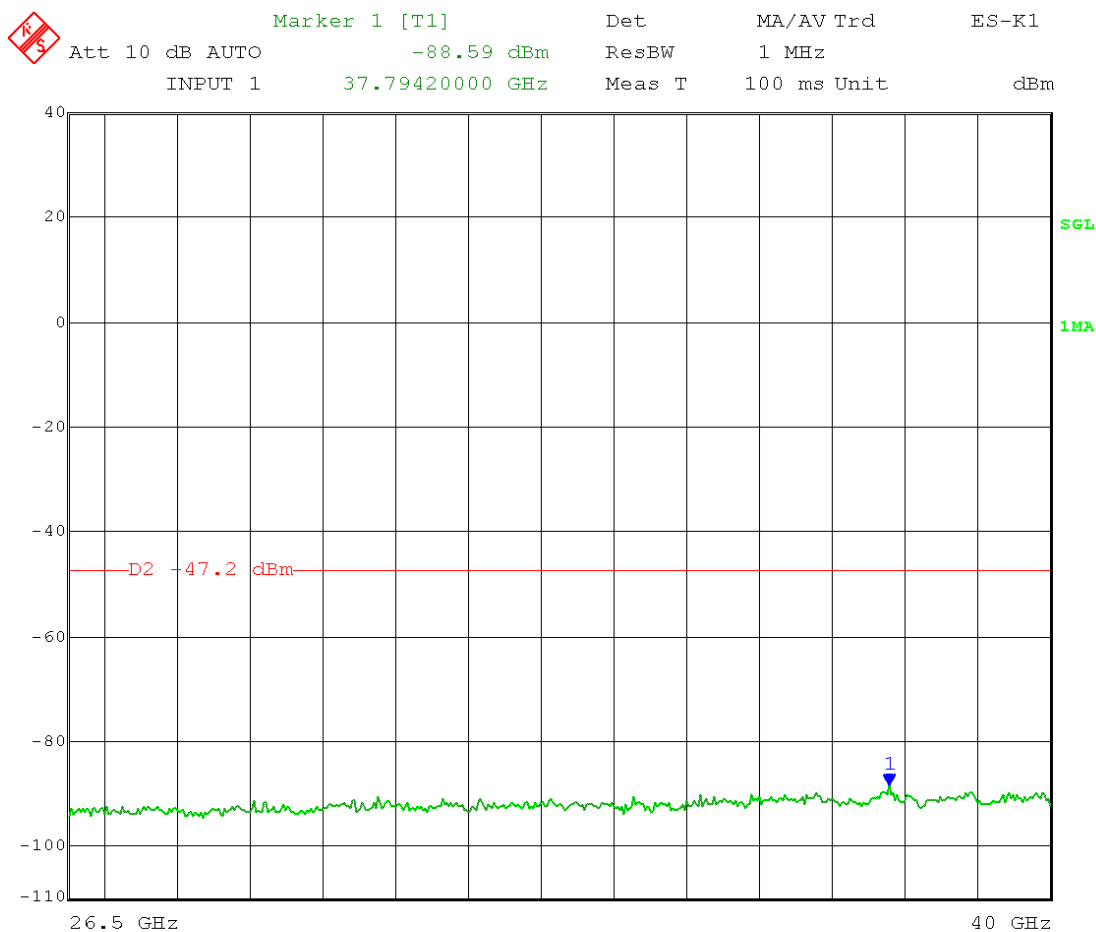
Date: 30.MAY.2014 10:49:34

Test Date: 05-30-2014  
Company: Cambium Networks  
EUT: ePMP 5.1 AP UNII  
Test: Maximum Unwanted Emission Levels - Conducted  
Operator: Craig B / Paul L  
Comment: Detector Bandwidth = 1 MHz  
Detector = Peak  
High Channel Transmit = 5.245 GHz 5 MHz BW  
Output Power Setting: 7  
Channel 0  
Frequency Range: 26.5 – 40 GHz

Per 789033 D02 General UNII Test Procedures DR02-41759, section II.G.2.(c): “an out-of-band emission that complies with both the average and peak limits of 15.209 is not required to satisfy the -27 dBm/MHz or -17 dBm/MHz maximum emission limit.”

15.209 Peak limit: 74 dBμV/m @ 3 meters

RF conducted limit: 74 dBμV/m -95.2 (3 meters) – 3 dB (MIMO) – 23 dBi antenna gain  
= -47.2 dBm Peak



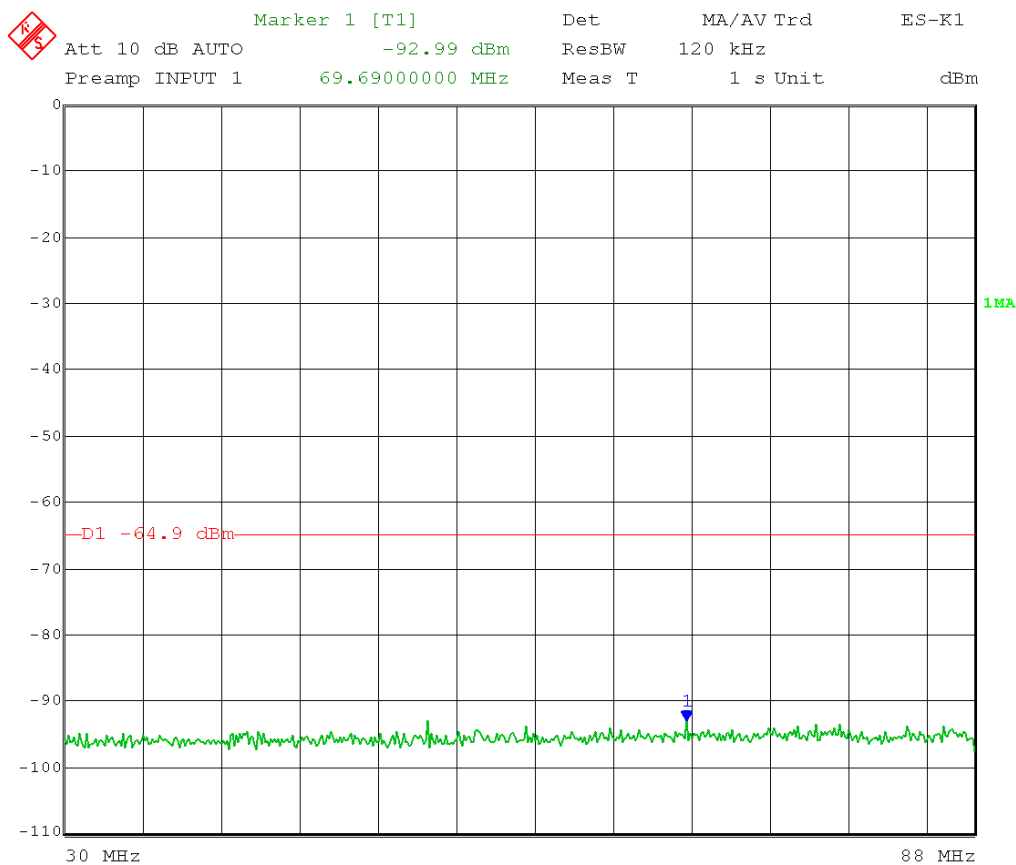
Date: 30.MAY.2014 10:48:00

Test Date: 06-10-2014  
Company: Cambium Networks  
EUT: ePMP 5.1 AP UNII  
Test: Maximum Unwanted Emission Levels - Conducted  
Operator: Craig B / Paul L  
Comment: Detector Bandwidth = 120 kHz  
Detector = Peak  
Low Channel Transmit = 5.190 GHz 40 MHz BW  
Output Power Setting: 14.5  
Channel 0  
Frequency Range 30 MHz - 88 MHz

Per 789033 D02 General UNII Test Procedures DR02-41759, section II.G.2.(c): “an out-of-band emission that complies with both the average and peak limits of 15.209 is not required to satisfy the -27 dBm/MHz or -17 dBm/MHz maximum emission limit.”

15.209 Limit 30-88 MHz: 40 dBμV/m @ 3 meters

RF conducted limit: 40 dBμV/m -95.2 (3 meters) – 4.7 (ground plane) – 3dB (MIMO) – 2 dBi antenna gain = -64.9 dBm Quasi-Peak



Date: 10.JUN.2014 15:37:56

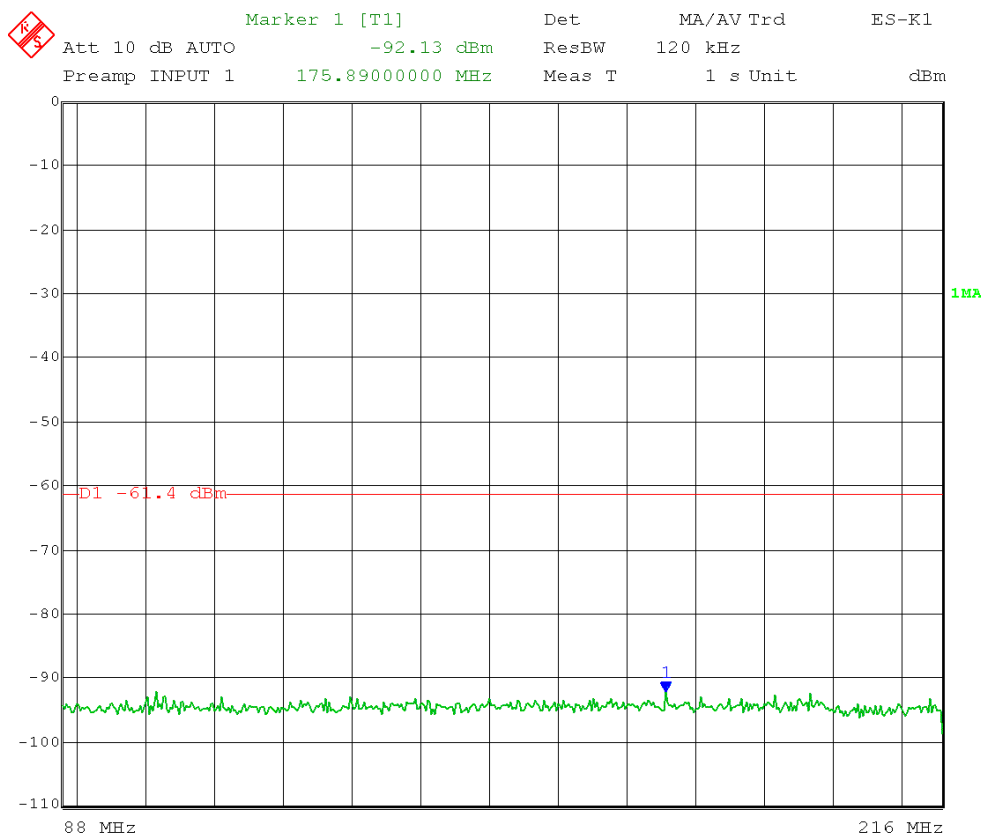


Test Date: 06-10-2014  
Company: Cambium Networks  
EUT: ePMP 5.1 AP UNII  
Test: Maximum Unwanted Emission Levels - Conducted  
Operator: Craig B / Paul L  
Comment: Detector Bandwidth = 120 kHz  
Detector = Peak  
Low Channel Transmit = 5.190 GHz 40 MHz BW  
Output Power Setting: 14.5  
Channel 0  
Frequency Range: 88 MHz – 216 MHz

Per 789033 D02 General UNII Test Procedures DR02-41759, section II.G.2.(c): “an out-of-band emission that complies with both the average and peak limits of 15.209 is not required to satisfy the -27 dBm/MHz or -17 dBm/MHz maximum emission limit.”

15.209 Limit 88-216 MHz: 43.5 dB $\mu$ V/m @ 3 meters

RF conducted limit: 43.5 dB $\mu$ V/m -95.2 (3 meters) – 4.7 (ground plane) – 3dB (MIMO) – 2 dBi antenna gain = -61.4 dBm Quasi-Peak



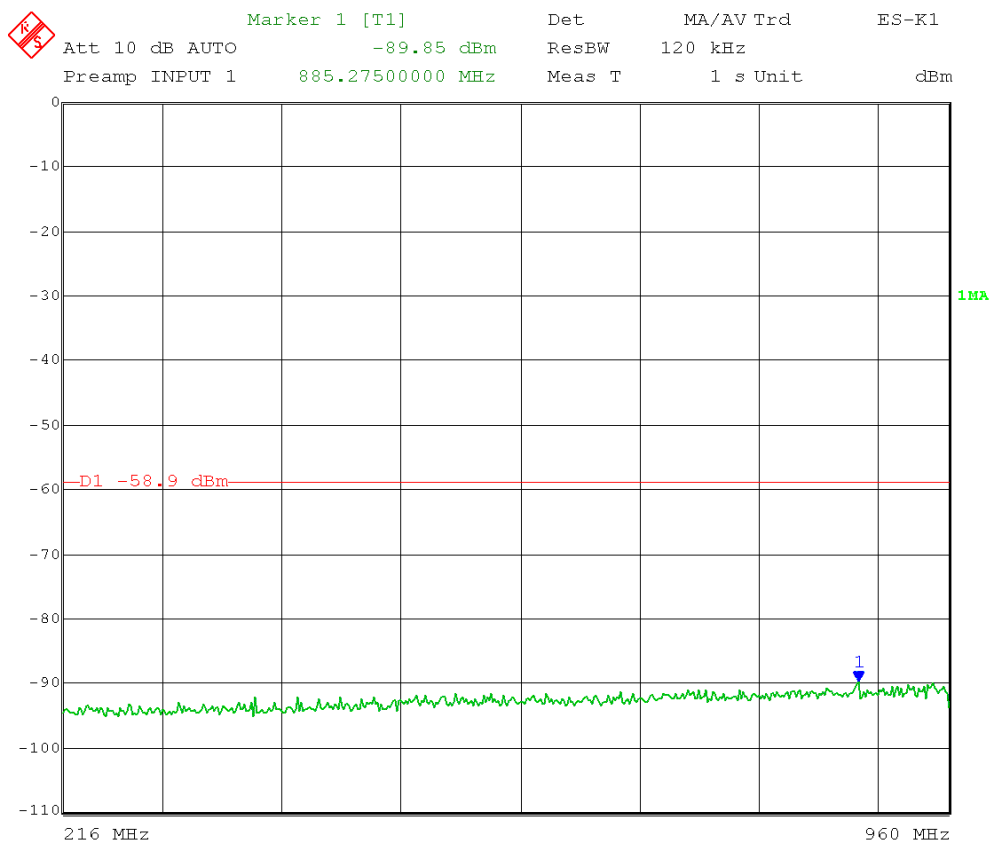
Date: 10.JUN.2014 15:39:27

Test Date: 06-10-2014  
Company: Cambium Networks  
EUT: ePMP 5.1 AP UNII  
Test: Maximum Unwanted Emission Levels - Conducted  
Operator: Craig B / Paul L  
Comment: Detector Bandwidth = 120 kHz  
Detector = Peak  
Low Channel Transmit = 5.190 GHz 40 MHz BW  
Output Power Setting: 14.5  
Channel 0  
Frequency Range: 216 MHz – 960 MHz

Per 789033 D02 General UNII Test Procedures DR02-41759, section II.G.2.(c): “an out-of-band emission that complies with both the average and peak limits of 15.209 is not required to satisfy the -27 dBm/MHz or -17 dBm/MHz maximum emission limit.”

15.209 Limit 216-960 MHz: 46 dBμV/m @ 3 meters

RF conducted limit: 46 dBμV/m -95.2 (3 meters) – 4.7 (ground plane) – 3dB (MIMO) – 2 dBi antenna gain = -58.9 dBm Quasi-Peak



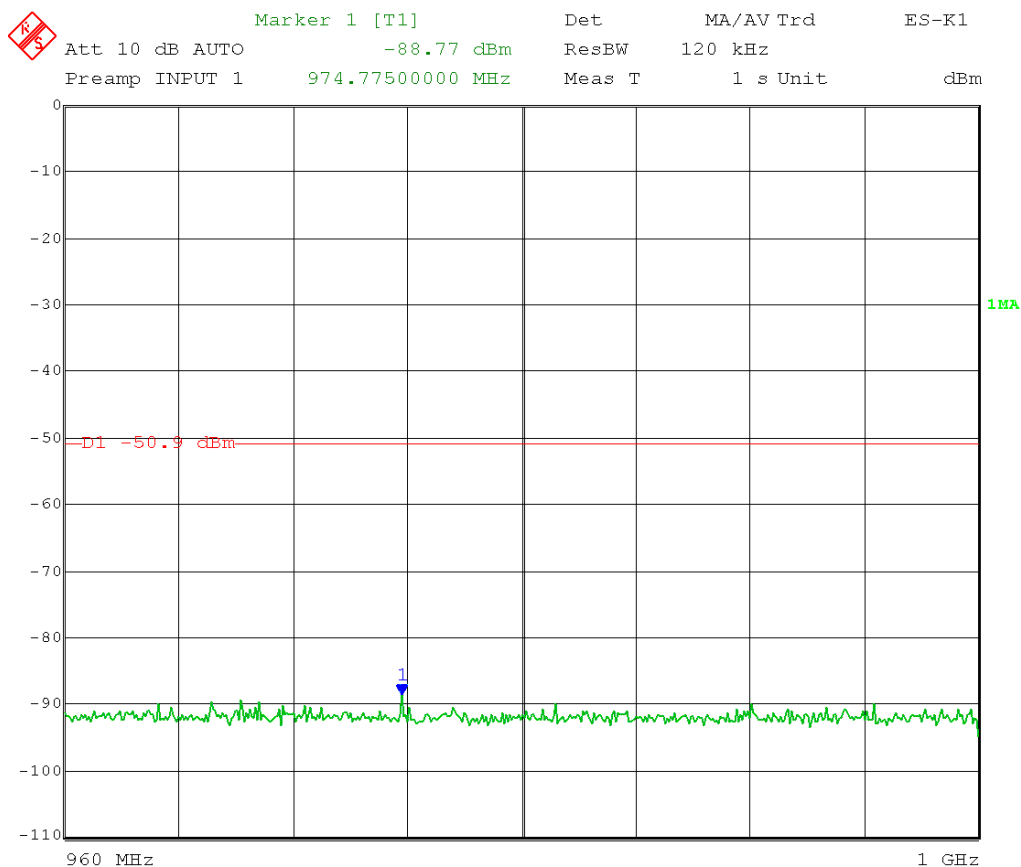
Date: 10.JUN.2014 15:41:43

Test Date: 06-10-2014  
Company: Cambium Networks  
EUT: ePMP 5.1 AP UNII  
Test: Maximum Unwanted Emission Levels - Conducted  
Operator: Craig B / Paul L  
Comment: Detector Bandwidth = 120 kHz  
Detector = Peak  
Low Channel Transmit = 5.190 GHz 40 MHz BW  
Output Power Setting: 14.5  
Channel 0  
Frequency Range: 960 MHz – 1000 MHz

Per 789033 D02 General UNII Test Procedures DR02-41759, section II.G.2.(c): “an out-of-band emission that complies with both the average and peak limits of 15.209 is not required to satisfy the -27 dBm/MHz or -17 dBm/MHz maximum emission limit.”

15.209 Limit 960-1000 MHz: 54 dB $\mu$ V/m @ 3 meters

RF conducted limit: 54 dB $\mu$ V/m -95.2 (3 meters) – 4.7 (ground plane) – 3dB (MIMO) – 2 dBi antenna gain = -50.9 dBm Quasi-Peak



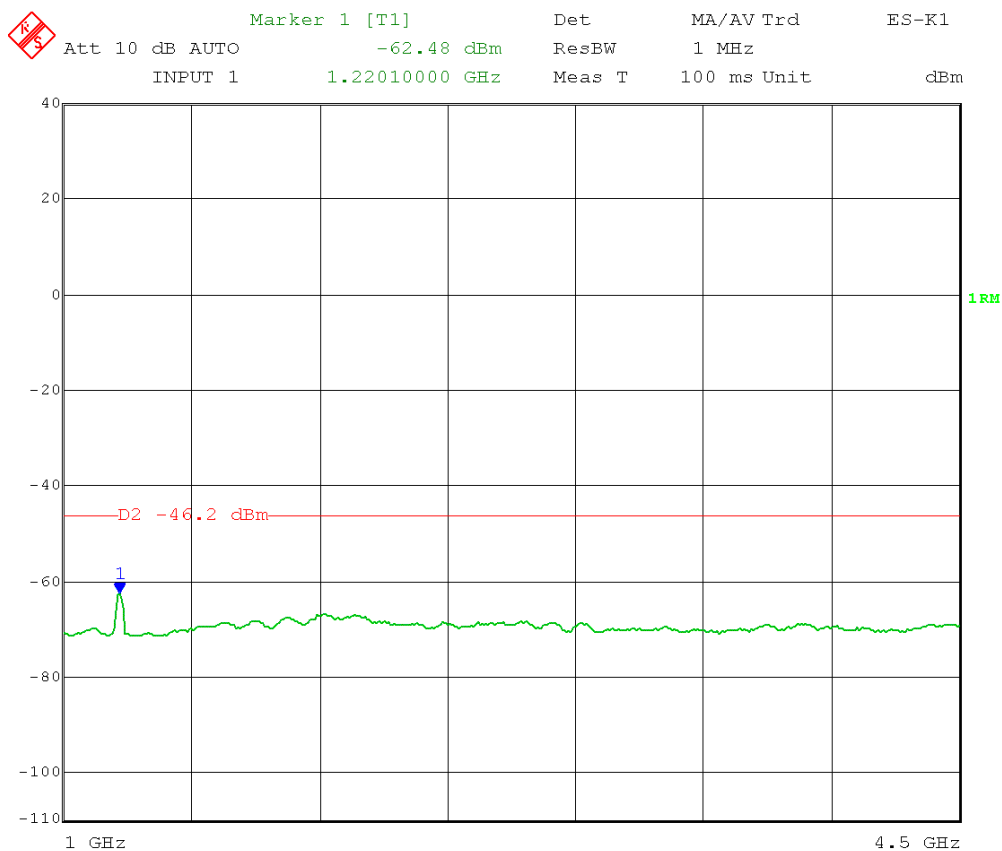
Date: 10.JUN.2014 15:42:52

Test Date: 06-11-2014  
Company: Cambium Networks  
EUT: ePMP 5.1 AP UNII  
Test: Maximum Unwanted Emission Levels - Conducted  
Operator: Craig B / Paul L  
Comment: Detector Bandwidth = 1 MHz  
Detector = RMS  
Low Channel Transmit = 5.190 GHz 40 MHz BW  
Output Power Setting: 14.5  
Channel 0  
Frequency Range: 1 – 4.5 GHz

Per 789033 D02 General UNII Test Procedures DR02-41759, section II.G.2.(c): “an out-of-band emission that complies with both the average and peak limits of 15.209 is not required to satisfy the -27 dBm/MHz or -17 dBm/MHz maximum emission limit.”

15.209 Average limit: 54 dB $\mu$ V/m @ 3 meters

RF conducted limit: 54 dB $\mu$ V/m -95.2 (3 meters) – 3 dB (MIMO) – 2 dBi antenna gain  
= -46.2 dBm Average



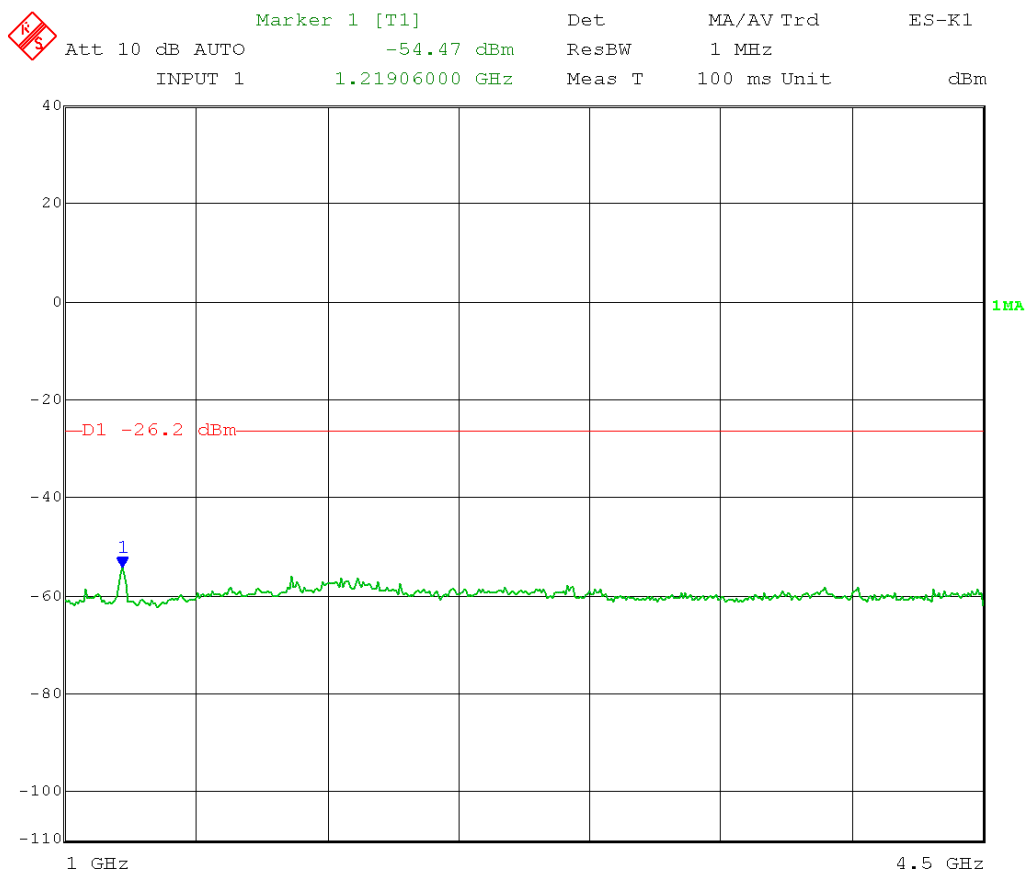
Date: 11.JUN.2014 10:37:37

Test Date: 06-11-2014  
Company: Cambium Networks  
EUT: ePMP 5.1 AP UNII  
Test: Maximum Unwanted Emission Levels - Conducted  
Operator: Craig B / Paul L  
Comment: Detector Bandwidth = 1 MHz  
Detector = Peak  
Low Channel Transmit = 5.190 GHz 40 MHz BW  
Output Power Setting: 14.5  
Channel 0  
Frequency Range: 1 – 4.5 GHz

Per 789033 D02 General UNII Test Procedures DR02-41759, section II.G.2.(c): “an out-of-band emission that complies with both the average and peak limits of 15.209 is not required to satisfy the -27 dBm/MHz or -17 dBm/MHz maximum emission limit.”

15.209 Peak limit: 74 dB $\mu$ V/m @ 3 meters

RF conducted limit: 74 dB $\mu$ V/m -95.2 (3 meters) – 3 dB (MIMO) – 2 dBi antenna gain  
= -26.2 dBm Peak



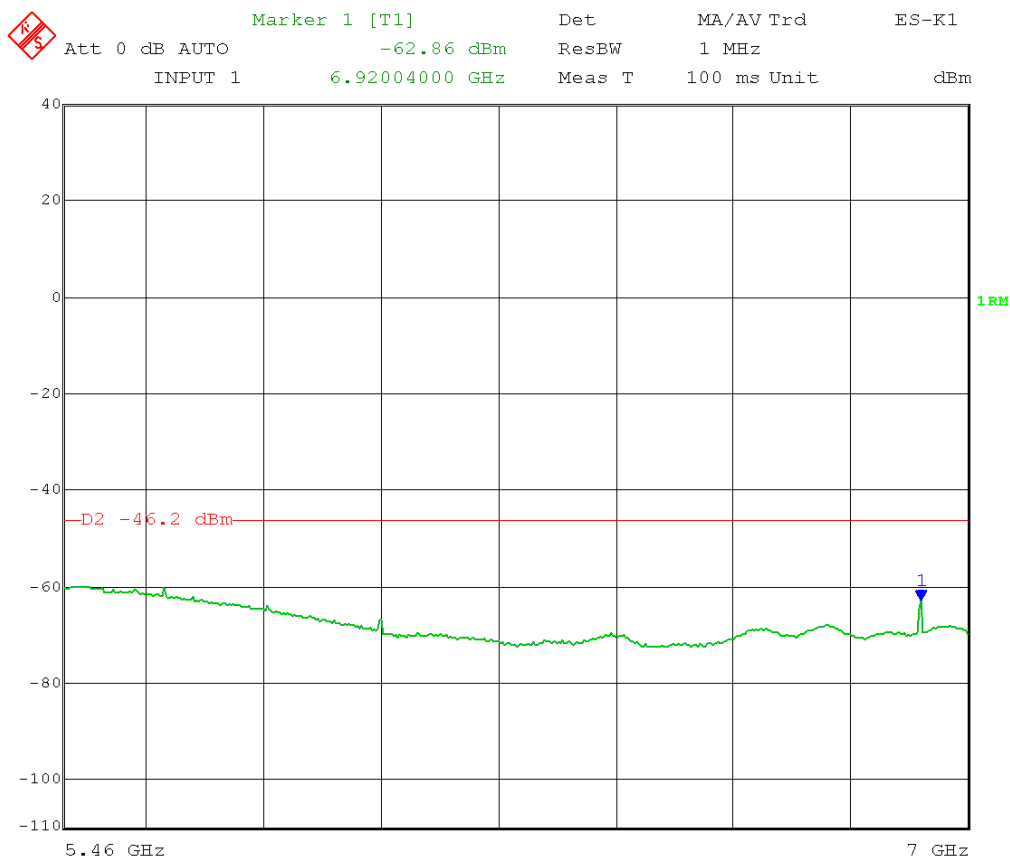
Date: 11.JUN.2014 10:42:06

Test Date: 06-11-2014  
Company: Cambium Networks  
EUT: ePMP 5.1 AP UNII  
Test: Maximum Unwanted Emission Levels - Conducted  
Operator: Craig B / Paul L  
Comment: Detector Bandwidth = 1 MHz  
Detector = RMS  
Low Channel Transmit = 5.190 GHz 40 MHz BW  
Output Power Setting: 14.5  
Channel 0  
Frequency Range: 5.46 – 7 GHz

Per 789033 D02 General UNII Test Procedures DR02-41759, section II.G.2.(c): “an out-of-band emission that complies with both the average and peak limits of 15.209 is not required to satisfy the -27 dBm/MHz or -17 dBm/MHz maximum emission limit.”

15.209 Average limit: 54 dBμV/m @ 3 meters

RF conducted limit: 54 dBμV/m -95.2 (3 meters) – 3 dB (MIMO) – 2 dBi antenna gain  
= -46.2 dBm Average



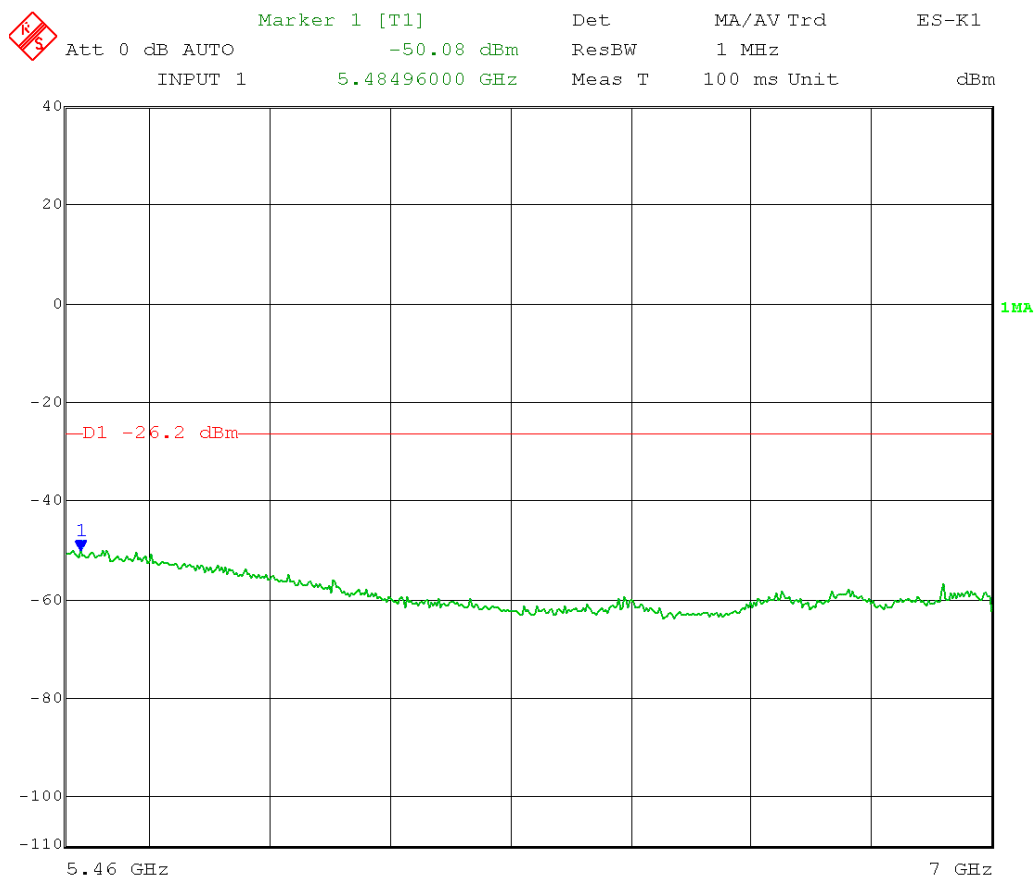
Date: 11.JUN.2014 11:11:28

Test Date: 06-11-2014  
Company: Cambium Networks  
EUT: ePMP 5.1 AP UNII  
Test: Maximum Unwanted Emission Levels - Conducted  
Operator: Craig B / Paul L  
Comment: Detector Bandwidth = 1 MHz  
Detector = Peak  
Low Channel Transmit = 5.190 GHz 40 MHz BW  
Output Power Setting: 14.5  
Channel 0  
Frequency Range: 5.46 – 7 GHz

Per 789033 D02 General UNII Test Procedures DR02-41759, section II.G.2.(c): “an out-of-band emission that complies with both the average and peak limits of 15.209 is not required to satisfy the -27 dBm/MHz or -17 dBm/MHz maximum emission limit.”

15.209 Peak limit: 74 dBμV/m @ 3 meters

RF conducted limit: 74 dBμV/m -95.2 (3 meters) – 3 dB (MIMO) – 2 dBi antenna gain  
= -26.2 dBm Peak



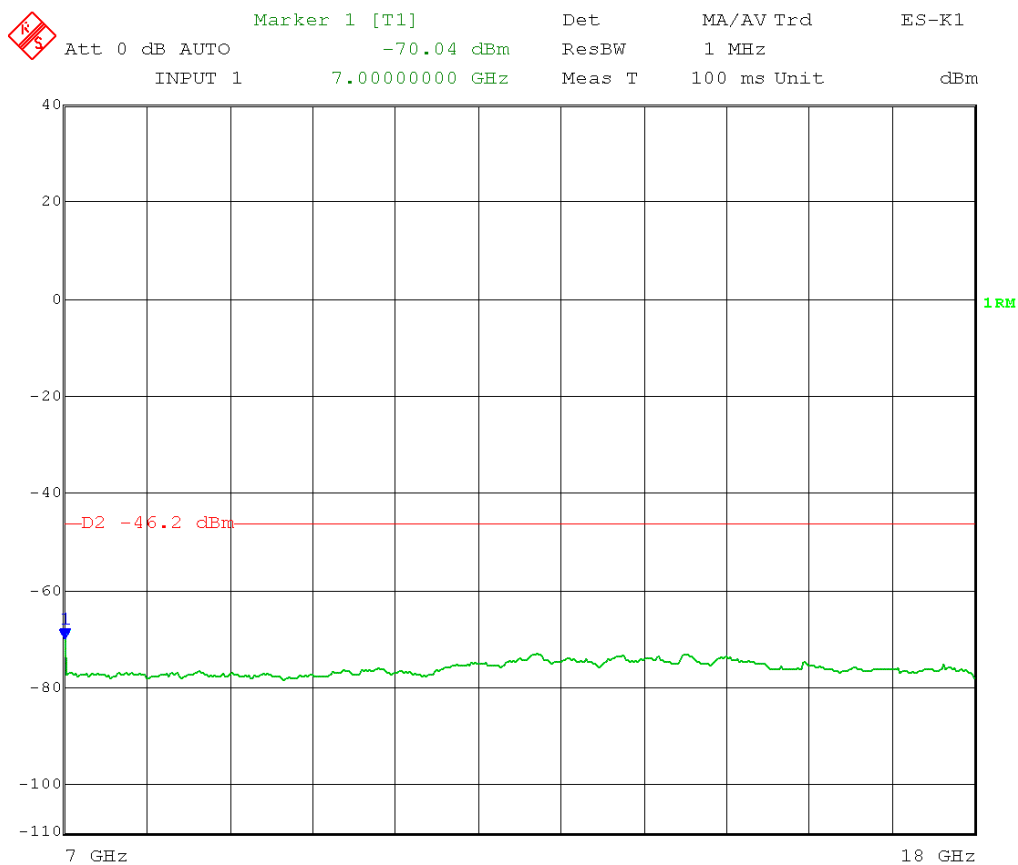
Date: 11.JUN.2014 11:12:17

Test Date: 06-11-2014  
Company: Cambium Networks  
EUT: ePMP 5.1 AP UNII  
Test: Maximum Unwanted Emission Levels - Conducted  
Operator: Craig B / Paul L  
Comment: Detector Bandwidth = 1 MHz  
Detector = RMS  
Low Channel Transmit = 5.190 GHz 40 MHz BW  
Output Power Setting: 14.5  
Channel 0  
Frequency Range: 7 – 18 GHz

Per 789033 D02 General UNII Test Procedures DR02-41759, section II.G.2.(c): “an out-of-band emission that complies with both the average and peak limits of 15.209 is not required to satisfy the -27 dBm/MHz or -17 dBm/MHz maximum emission limit.”

15.209 Average limit: 54 dBμV/m @ 3 meters

RF conducted limit: 54 dBμV/m -95.2 (3 meters) – 3 dB (MIMO) – 2 dBi antenna gain  
= -46.2 dBm Average



Date: 11.JUN.2014 11:17:09

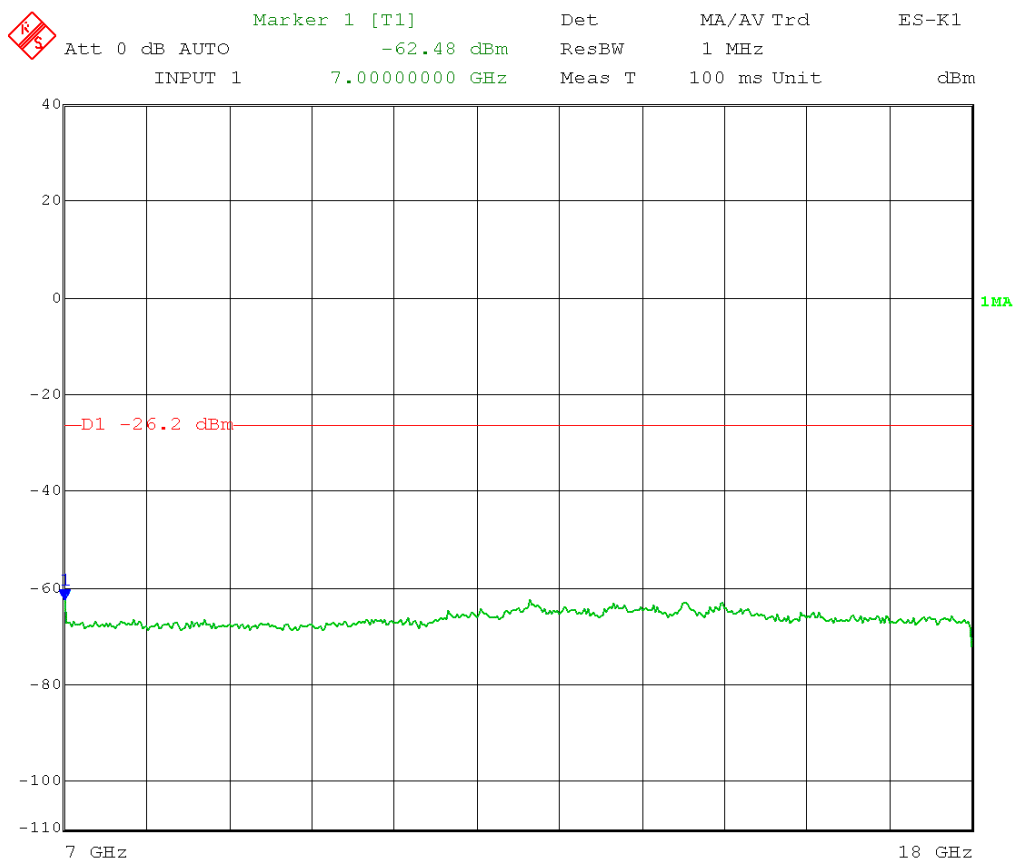


Test Date: 06-11-2014  
Company: Cambium Networks  
EUT: ePMP 5.1 AP UNII  
Test: Maximum Unwanted Emission Levels - Conducted  
Operator: Craig B / Paul L  
Comment: Detector Bandwidth = 1 MHz  
Detector = Peak  
Low Channel Transmit = 5.190 GHz 40 MHz BW  
Output Power Setting: 14.5  
Channel 0  
Frequency Range: 7 – 18 GHz

Per 789033 D02 General UNII Test Procedures DR02-41759, section II.G.2.(c): “an out-of-band emission that complies with both the average and peak limits of 15.209 is not required to satisfy the -27 dBm/MHz or -17 dBm/MHz maximum emission limit.”

15.209 Peak limit: 74 dBμV/m @ 3 meters

RF conducted limit: 74 dBμV/m -95.2 (3 meters) – 3 dB (MIMO) – 2 dBi antenna gain  
= -26.2 dBm Peak



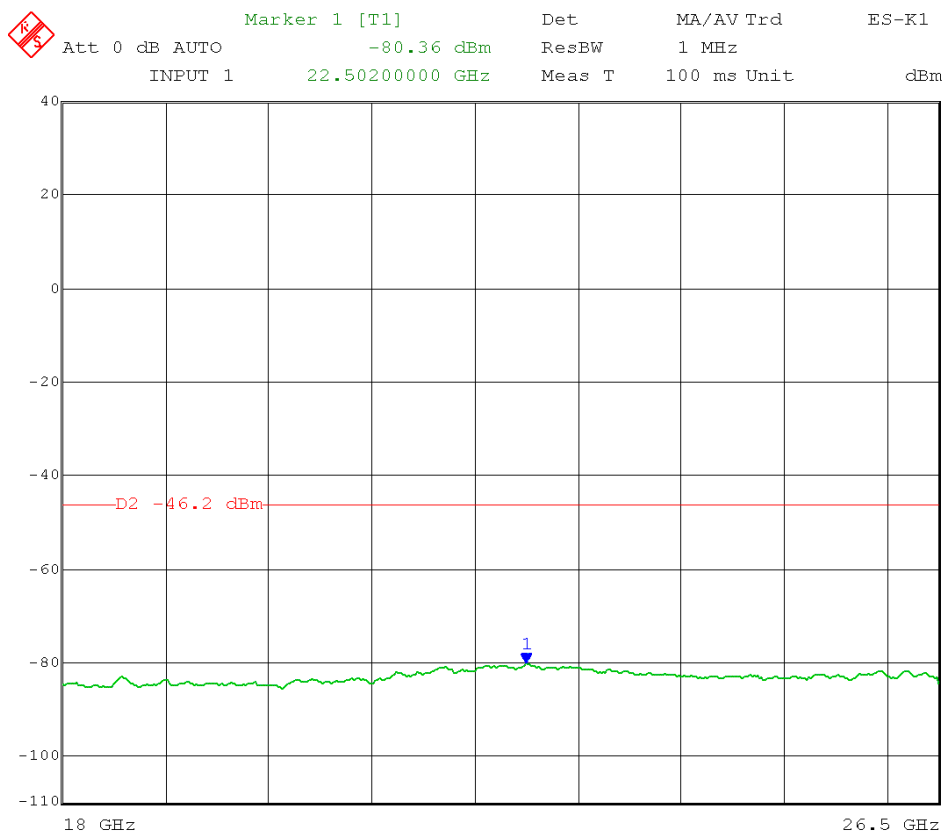
Date: 11.JUN.2014 11:21:20

Test Date: 06-12-2014  
Company: Cambium Networks  
EUT: ePMP 5.1 AP UNII  
Test: Maximum Unwanted Emission Levels - Conducted  
Operator: Craig B / Paul L  
Comment: Detector Bandwidth = 1 MHz  
Detector = RMS  
Low Channel Transmit = 5.190 GHz 40 MHz BW  
Output Power Setting: 14.5  
Channel 0  
Frequency Range: 18 – 26.5 GHz

Per 789033 D02 General UNII Test Procedures DR02-41759, section II.G.2.(c): “an out-of-band emission that complies with both the average and peak limits of 15.209 is not required to satisfy the -27 dBm/MHz or -17 dBm/MHz maximum emission limit.”

15.209 Average limit: 54 dB $\mu$ V/m @ 3 meters

RF conducted limit: 54 dB $\mu$ V/m -95.2 (3 meters) – 3 dB (MIMO) – 2 dBi antenna gain  
= -46.2 dBm Average



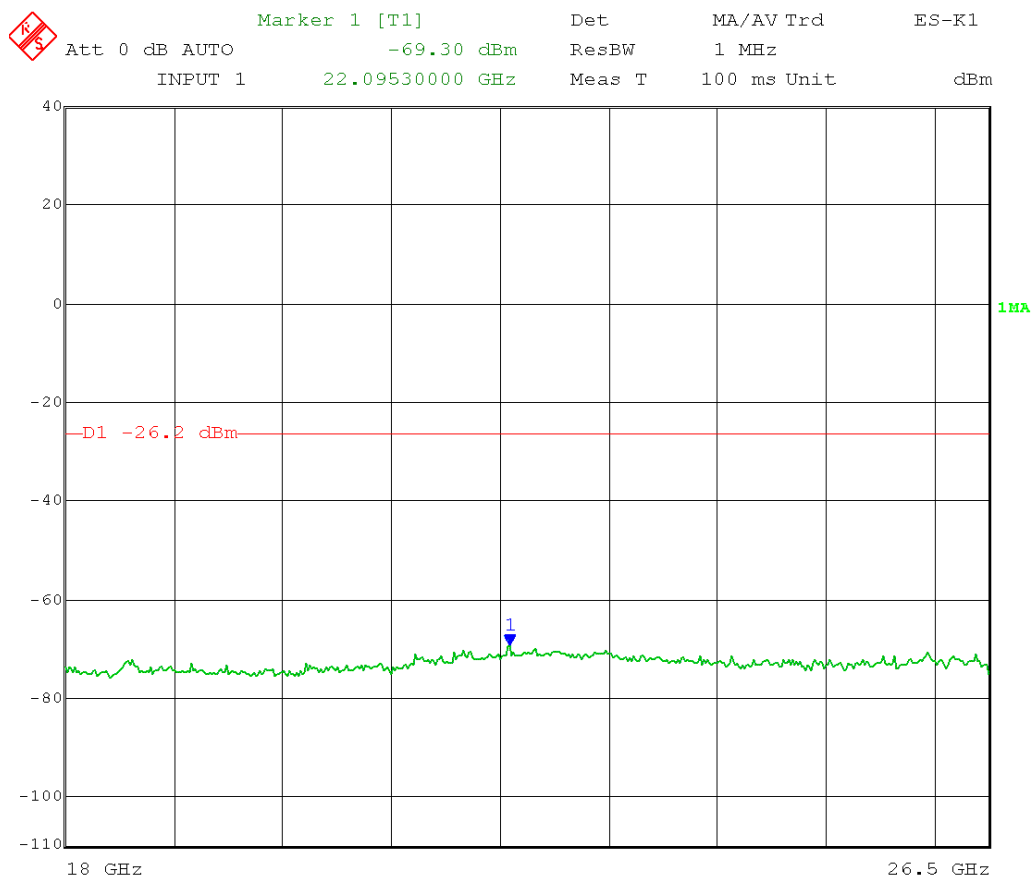
Date: 12.JUN.2014 14:19:44

Test Date: 06-12-2014  
Company: Cambium Networks  
EUT: ePMP 5.1 AP UNII  
Test: Maximum Unwanted Emission Levels - Conducted  
Operator: Craig B / Paul L  
Comment: Detector Bandwidth = 1 MHz  
Detector = Peak  
Low Channel Transmit = 5.190 GHz 40 MHz BW  
Output Power Setting: 14.5  
Channel 0  
Frequency Range: 18 – 26.5 GHz

Per 789033 D02 General UNII Test Procedures DR02-41759, section II.G.2.(c): “an out-of-band emission that complies with both the average and peak limits of 15.209 is not required to satisfy the -27 dBm/MHz or -17 dBm/MHz maximum emission limit.”

15.209 Peak limit: 74 dBμV/m @ 3 meters

RF conducted limit: 74 dBμV/m -95.2 (3 meters) – 3 dB (MIMO) – 2 dBi antenna gain  
= -26.2 dBm Peak



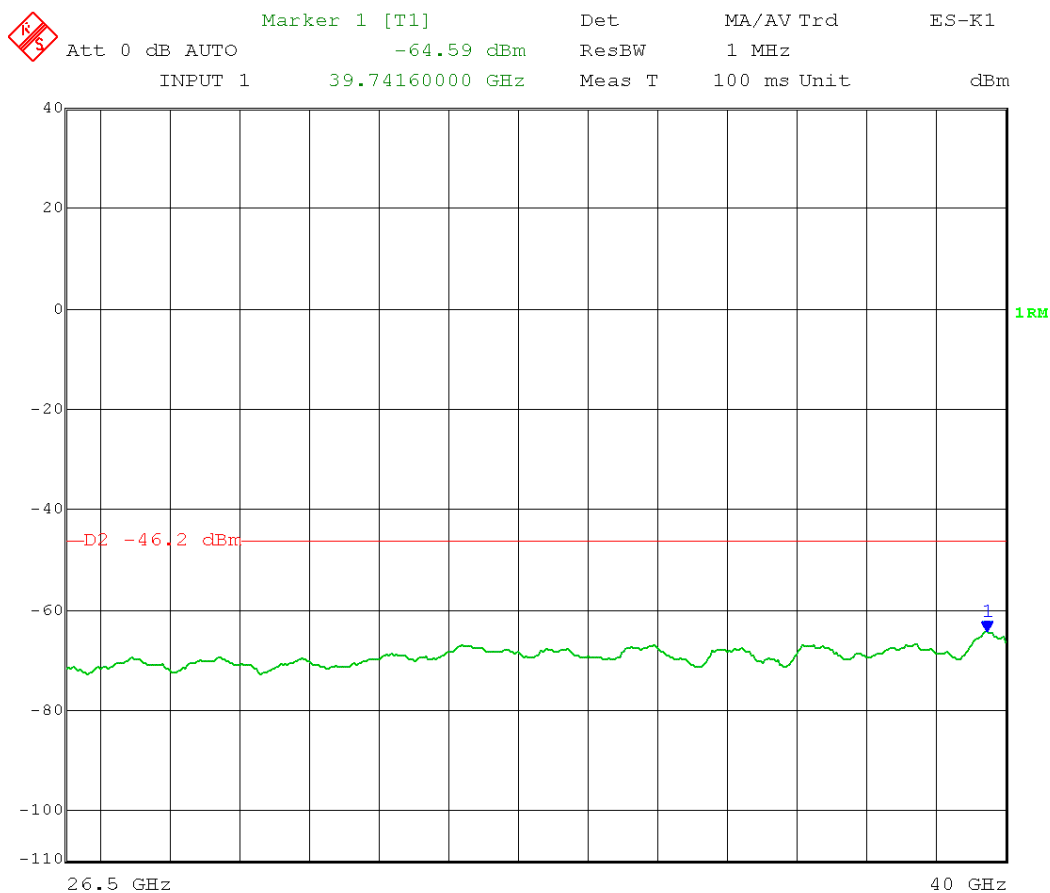
Date: 12.JUN.2014 14:20:52

Test Date: 06-12-2014  
Company: Cambium Networks  
EUT: ePMP 5.1 AP UNII  
Test: Maximum Unwanted Emission Levels - Conducted  
Operator: Craig B / Paul L  
Comment: Detector Bandwidth = 1 MHz  
Detector = RMS  
Low Channel Transmit = 5.190 GHz 40 MHz BW  
Output Power Setting: 14.5  
Channel 0  
Frequency Range: 26.5 – 40 GHz

Per 789033 D02 General UNII Test Procedures DR02-41759, section II.G.2.(c): “an out-of-band emission that complies with both the average and peak limits of 15.209 is not required to satisfy the -27 dBm/MHz or -17 dBm/MHz maximum emission limit.”

15.209 Average limit: 54 dBμV/m @ 3 meters

RF conducted limit: 54 dBμV/m -95.2 (3 meters) – 3 dB (MIMO) – 2 dBi antenna gain  
= -46.2 dBm Average



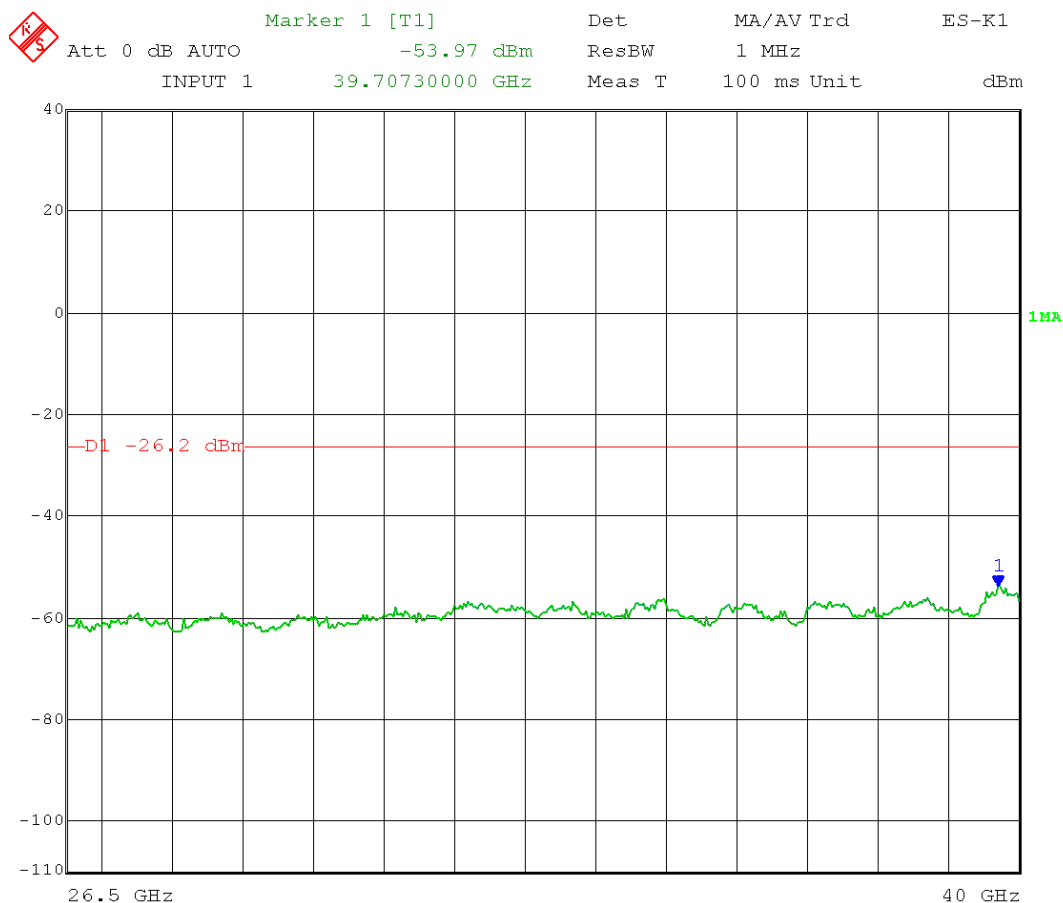
Date: 12.JUN.2014 14:39:32

Test Date: 06-12-2014  
Company: Cambium Networks  
EUT: ePMP 5.1 AP UNII  
Test: Maximum Unwanted Emission Levels - Conducted  
Operator: Craig B / Paul L  
Comment: Detector Bandwidth = 1 MHz  
Detector = Peak  
Low Channel Transmit = 5.190 GHz 40 MHz BW  
Output Power Setting: 14.5  
Channel 0  
Frequency Range: 26.5 – 40 GHz

Per 789033 D02 General UNII Test Procedures DR02-41759, section II.G.2.(c): “an out-of-band emission that complies with both the average and peak limits of 15.209 is not required to satisfy the -27 dBm/MHz or -17 dBm/MHz maximum emission limit.”

15.209 Peak limit: 74 dB $\mu$ V/m @ 3 meters

RF conducted limit: 74 dB $\mu$ V/m -95.2 (3 meters) – 3 dB (MIMO) – 2 dBi antenna gain  
= -26.2 dBm Peak



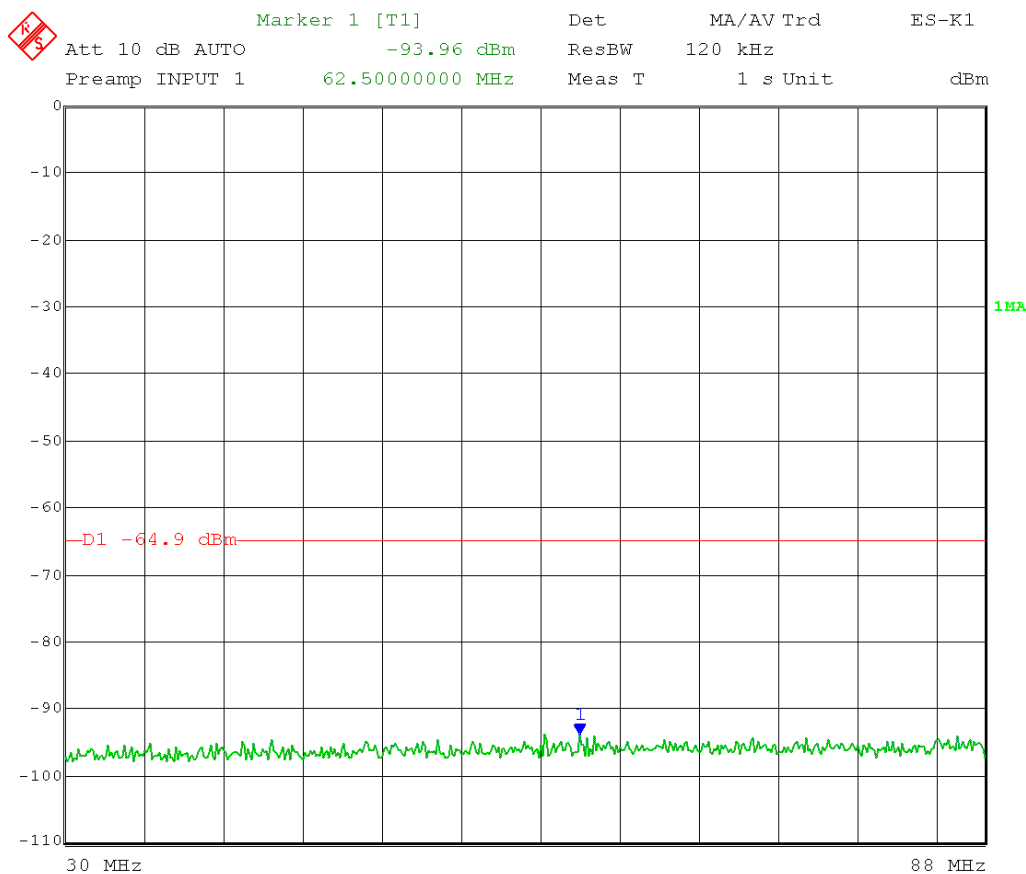
Date: 12.JUN.2014 14:41:16

Test Date: 06-11-2014  
Company: Cambium Networks  
EUT: ePMP 5.1 AP UNII  
Test: Maximum Unwanted Emission Levels - Conducted  
Operator: Craig B / Paul L  
Comment: Detector Bandwidth = 120 kHz  
Detector = Peak  
Mid Channel Transmit = 5.200 GHz 40 MHz BW  
Output Power Setting: 16  
Channel 0  
Frequency Range 30 MHz - 88 MHz

Per 789033 D02 General UNII Test Procedures DR02-41759, section II.G.2.(c): “an out-of-band emission that complies with both the average and peak limits of 15.209 is not required to satisfy the -27 dBm/MHz or -17 dBm/MHz maximum emission limit.”

15.209 Limit 30-88 MHz: 40 dBμV/m @ 3 meters

RF conducted limit: 40 dBμV/m -95.2 (3 meters) – 4.7 (ground plane) – 3dB (MIMO) – 2 dBi antenna gain = -64.9 dBm Quasi-Peak



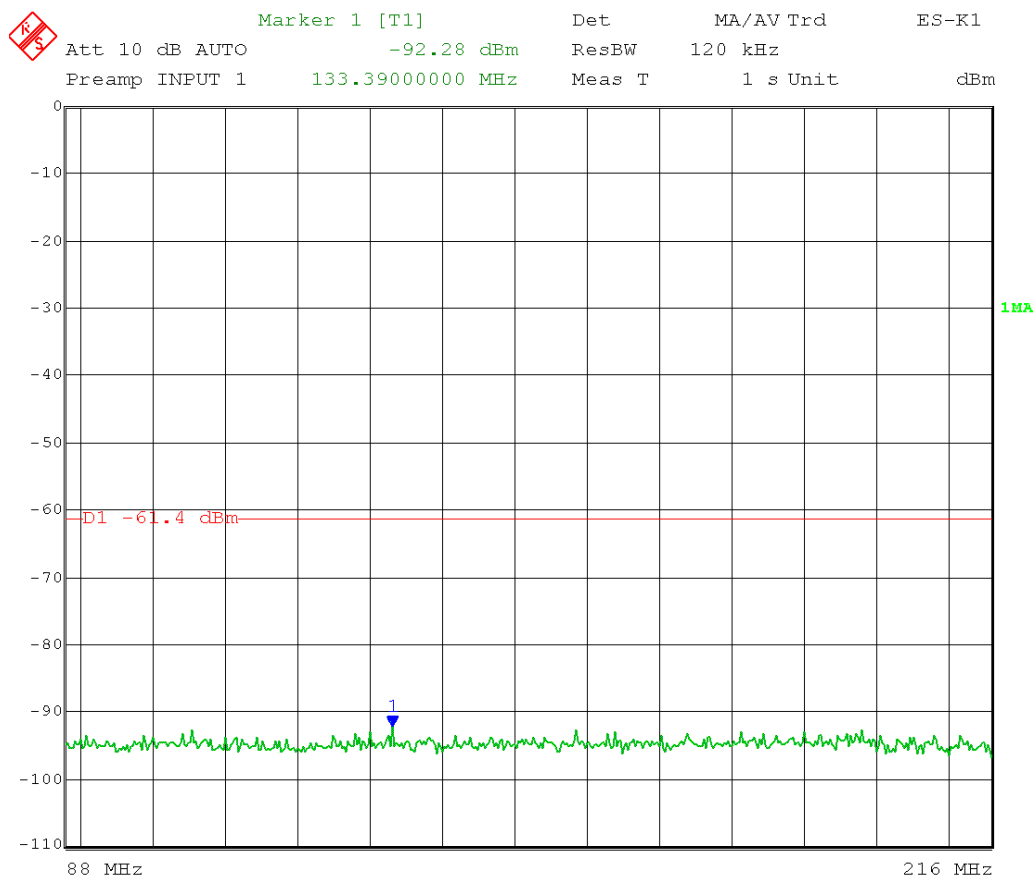
Date: 11.JUN.2014 09:03:38

Test Date: 06-11-2014  
Company: Cambium Networks  
EUT: ePMP 5.1 AP UNII  
Test: Maximum Unwanted Emission Levels - Conducted  
Operator: Craig B / Paul L  
Comment: Detector Bandwidth = 120 kHz  
Detector = Peak  
Mid Channel Transmit = 5.200 GHz 40 MHz BW  
Output Power Setting: 16  
Channel 0  
Frequency Range: 88 MHz – 216 MHz

Per 789033 D02 General UNII Test Procedures DR02-41759, section II.G.2.(c): “an out-of-band emission that complies with both the average and peak limits of 15.209 is not required to satisfy the -27 dBm/MHz or -17 dBm/MHz maximum emission limit.”

15.209 Limit 88-216 MHz: 43.5 dBμV/m @ 3 meters

RF conducted limit: 43.5 dBμV/m -95.2 (3 meters) – 4.7 (ground plane) – 3dB (MIMO) – 2 dBi antenna gain = -61.4 dBm Quasi-Peak



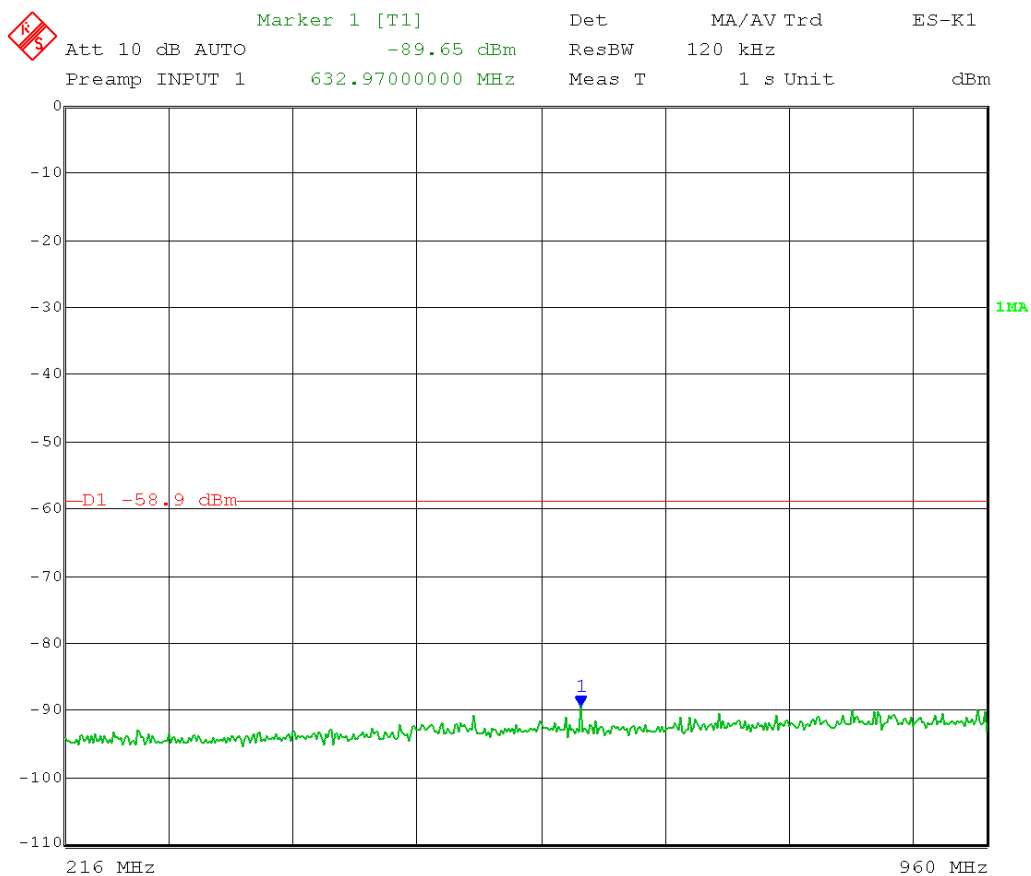
Date: 11.JUN.2014 09:02:20

Test Date: 06-11-2014  
Company: Cambium Networks  
EUT: ePMP 5.1 AP UNII  
Test: Maximum Unwanted Emission Levels - Conducted  
Operator: Craig B / Paul L  
Comment: Detector Bandwidth = 120 kHz  
Detector = Peak  
Mid Channel Transmit = 5.200 GHz 40 MHz BW  
Output Power Setting: 16  
Channel 0  
Frequency Range: 216 MHz – 960 MHz

Per 789033 D02 General UNII Test Procedures DR02-41759, section II.G.2.(c): “an out-of-band emission that complies with both the average and peak limits of 15.209 is not required to satisfy the -27 dBm/MHz or -17 dBm/MHz maximum emission limit.”

15.209 Limit 216-960 MHz: 46 dBμV/m @ 3 meters

RF conducted limit: 46 dBμV/m -95.2 (3 meters) – 4.7 (ground plane) – 3dB (MIMO) – 2 dBi antenna gain = -58.9 dBm Quasi-Peak



Date: 11.JUN.2014 09:05:28

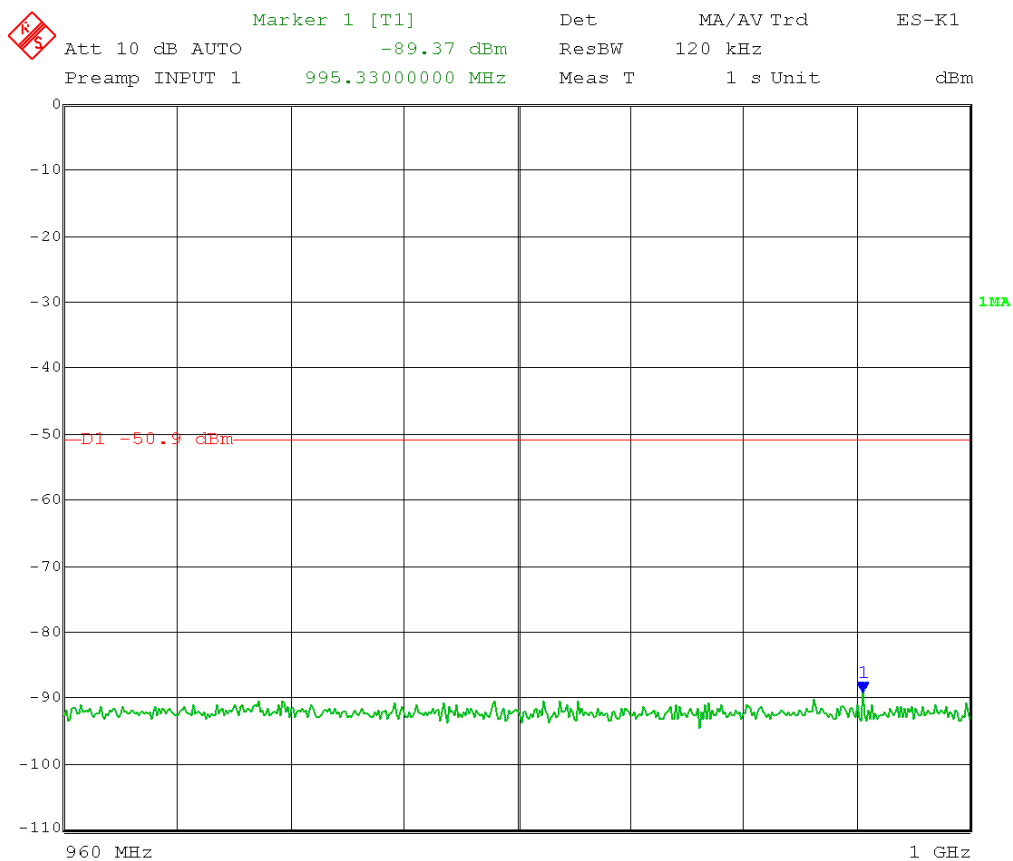


Test Date: 06-11-2014  
Company: Cambium Networks  
EUT: ePMP 5.1 AP UNII  
Test: Maximum Unwanted Emission Levels - Conducted  
Operator: Craig B / Paul L  
Comment: Detector Bandwidth = 120 kHz  
Detector = Peak  
Mid Channel Transmit = 5.200 GHz 40 MHz BW  
Output Power Setting: 16  
Channel 0  
Frequency Range: 960 MHz – 1000 MHz

Per 789033 D02 General UNII Test Procedures DR02-41759, section II.G.2.(c): “an out-of-band emission that complies with both the average and peak limits of 15.209 is not required to satisfy the -27 dBm/MHz or -17 dBm/MHz maximum emission limit.”

15.209 Limit 960-1000 MHz: 54 dB $\mu$ V/m @ 3 meters

RF conducted limit: 54 dB $\mu$ V/m -95.2 (3 meters) – 4.7 (ground plane) – 3dB (MIMO) – 2 dBi antenna gain = -50.9 dBm Quasi-Peak



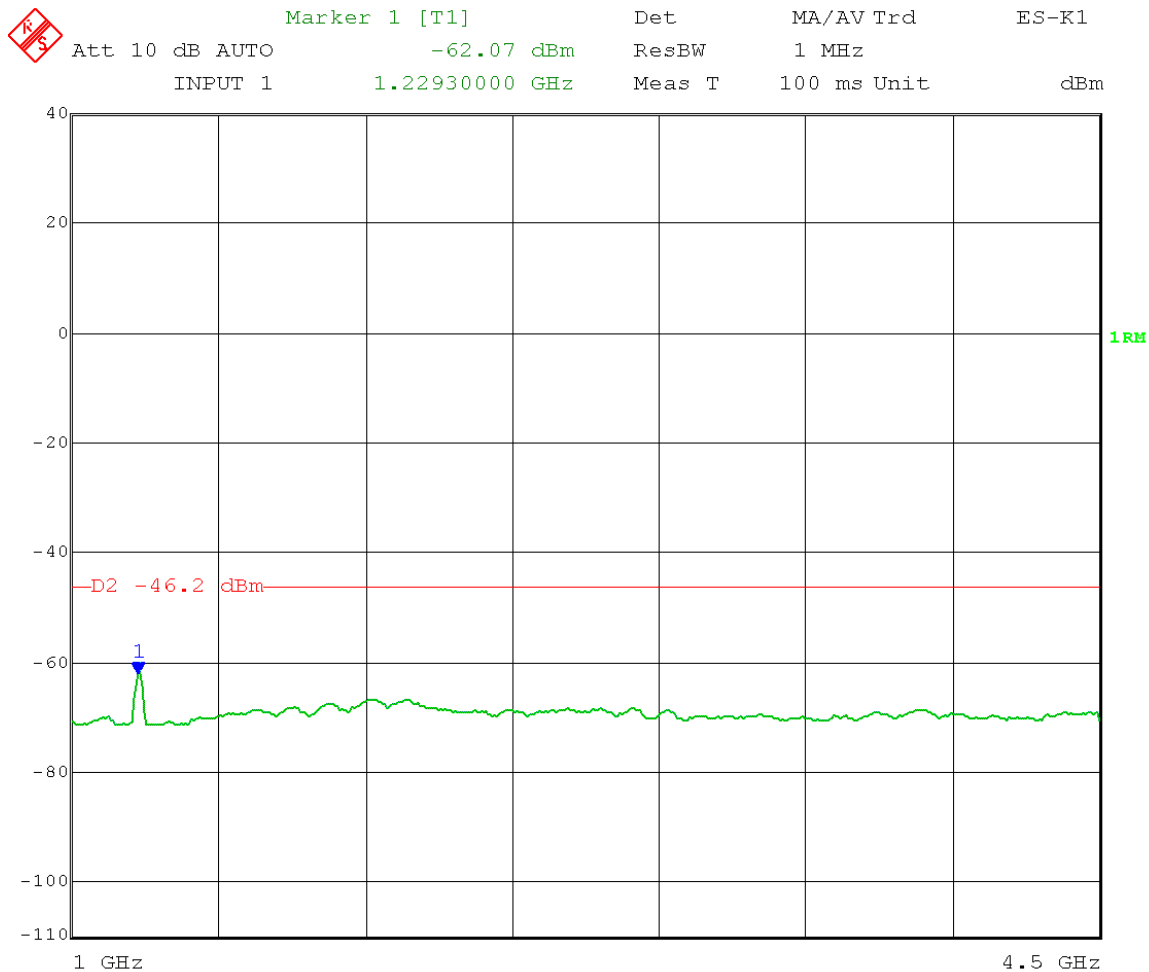
Date: 11.JUN.2014 09:06:52

Test Date: 06-11-2014  
Company: Cambium Networks  
EUT: ePMP 5.1 AP UNII  
Test: Maximum Unwanted Emission Levels - Conducted  
Operator: Craig B / Paul L  
Comment: Detector Bandwidth = 1 MHz  
Detector = RMS  
Mid Channel Transmit = 5.200 GHz 40 MHz BW  
Output Power Setting: 16  
Channel 0  
Frequency Range: 1 – 4.5 GHz

Per 789033 D02 General UNII Test Procedures DR02-41759, section II.G.2.(c): “an out-of-band emission that complies with both the average and peak limits of 15.209 is not required to satisfy the -27 dBm/MHz or -17 dBm/MHz maximum emission limit.”

15.209 Average limit: 54 dBμV/m @ 3 meters

RF conducted limit: 54 dBμV/m -95.2 (3 meters) – 3 dB (MIMO) – 2 dBi antenna gain  
= -46.2 dBm Average



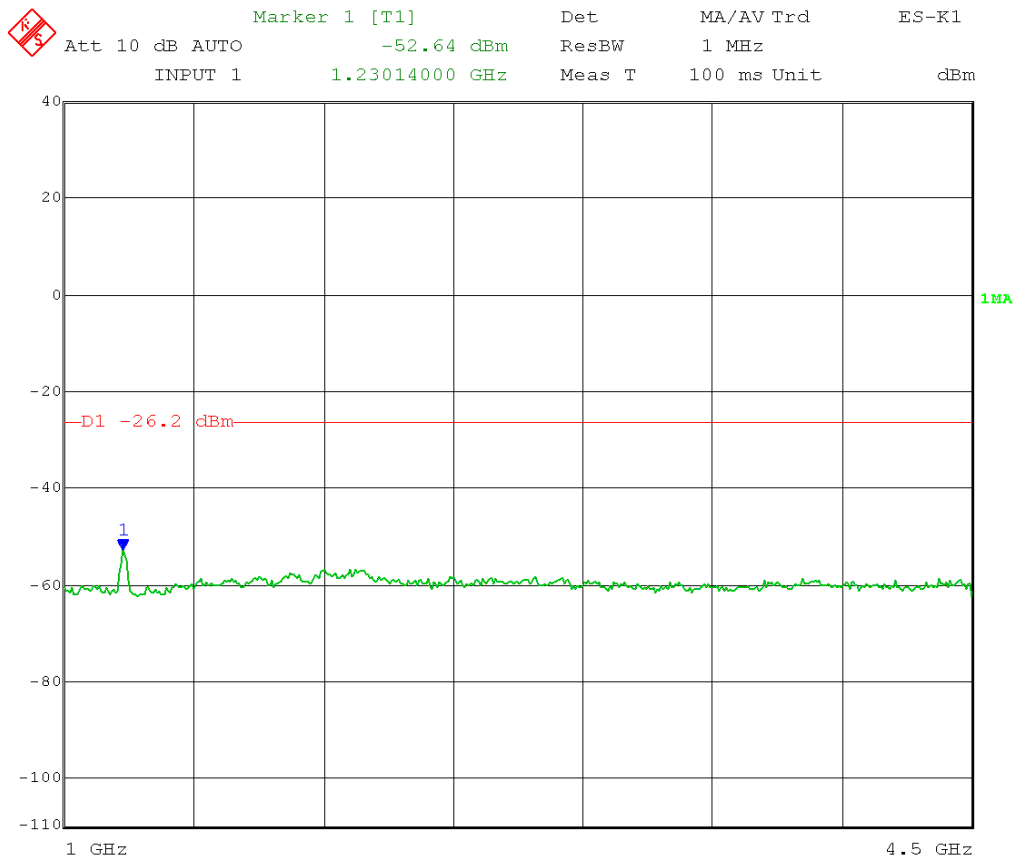
Date: 11.JUN.2014 10:47:33

Test Date: 06-11-2014  
Company: Cambium Networks  
EUT: ePMP 5.1 AP UNII  
Test: Maximum Unwanted Emission Levels - Conducted  
Operator: Craig B / Paul L  
Comment: Detector Bandwidth = 1 MHz  
Detector = Peak  
Mid Channel Transmit = 5.200 GHz 40 MHz BW  
Output Power Setting: 16  
Channel 0  
Frequency Range: 1 – 4.5 GHz

Per 789033 D02 General UNII Test Procedures DR02-41759, section II.G.2.(c): “an out-of-band emission that complies with both the average and peak limits of 15.209 is not required to satisfy the -27 dBm/MHz or -17 dBm/MHz maximum emission limit.”

15.209 Peak limit: 74 dBμV/m @ 3 meters

RF conducted limit: 74 dBμV/m -95.2 (3 meters) – 3 dB (MIMO) – 2 dBi antenna gain  
= -26.2 dBm Peak



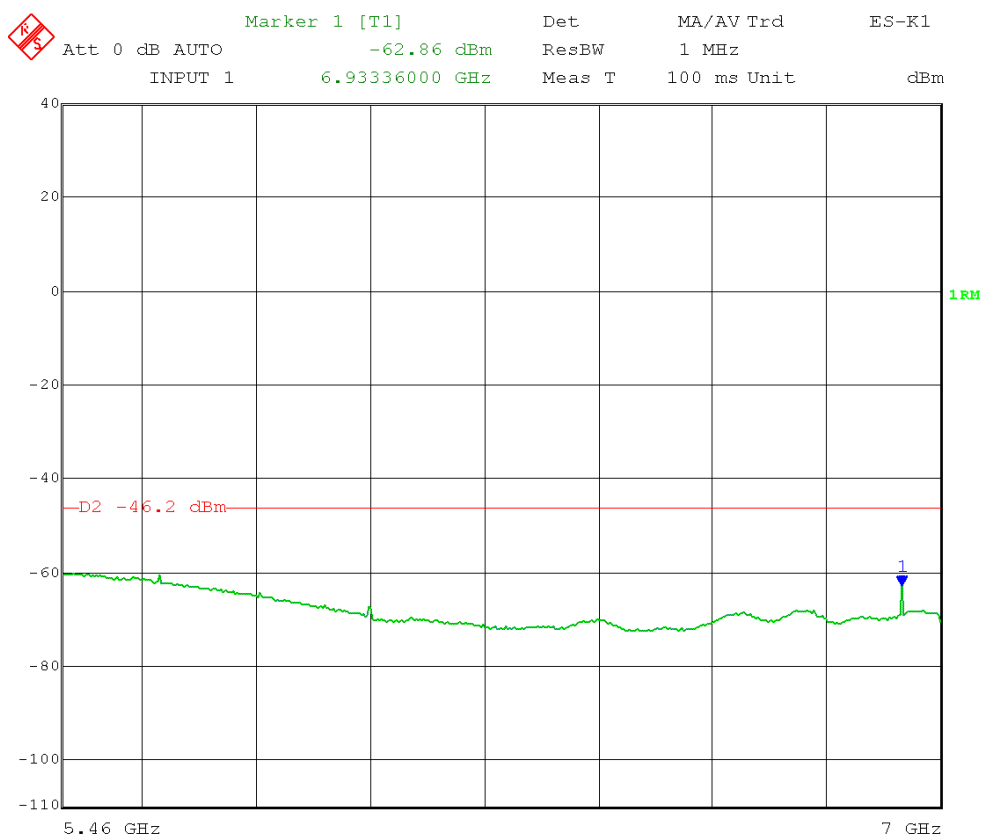
Date: 11.JUN.2014 10:54:49

Test Date: 06-11-2014  
Company: Cambium Networks  
EUT: ePMP 5.1 AP UNII  
Test: Maximum Unwanted Emission Levels - Conducted  
Operator: Craig B / Paul L  
Comment: Detector Bandwidth = 1 MHz  
Detector = RMS  
Mid Channel Transmit = 5.200 GHz 40 MHz BW  
Output Power Setting: 16  
Channel 0  
Frequency Range: 5.46 – 7 GHz

Per 789033 D02 General UNII Test Procedures DR02-41759, section II.G.2.(c): “an out-of-band emission that complies with both the average and peak limits of 15.209 is not required to satisfy the -27 dBm/MHz or -17 dBm/MHz maximum emission limit.”

15.209 Average limit: 54 dB $\mu$ V/m @ 3 meters

RF conducted limit: 54 dB $\mu$ V/m -95.2 (3 meters) – 3 dB (MIMO) – 2 dBi antenna gain  
= -46.2 dBm Average



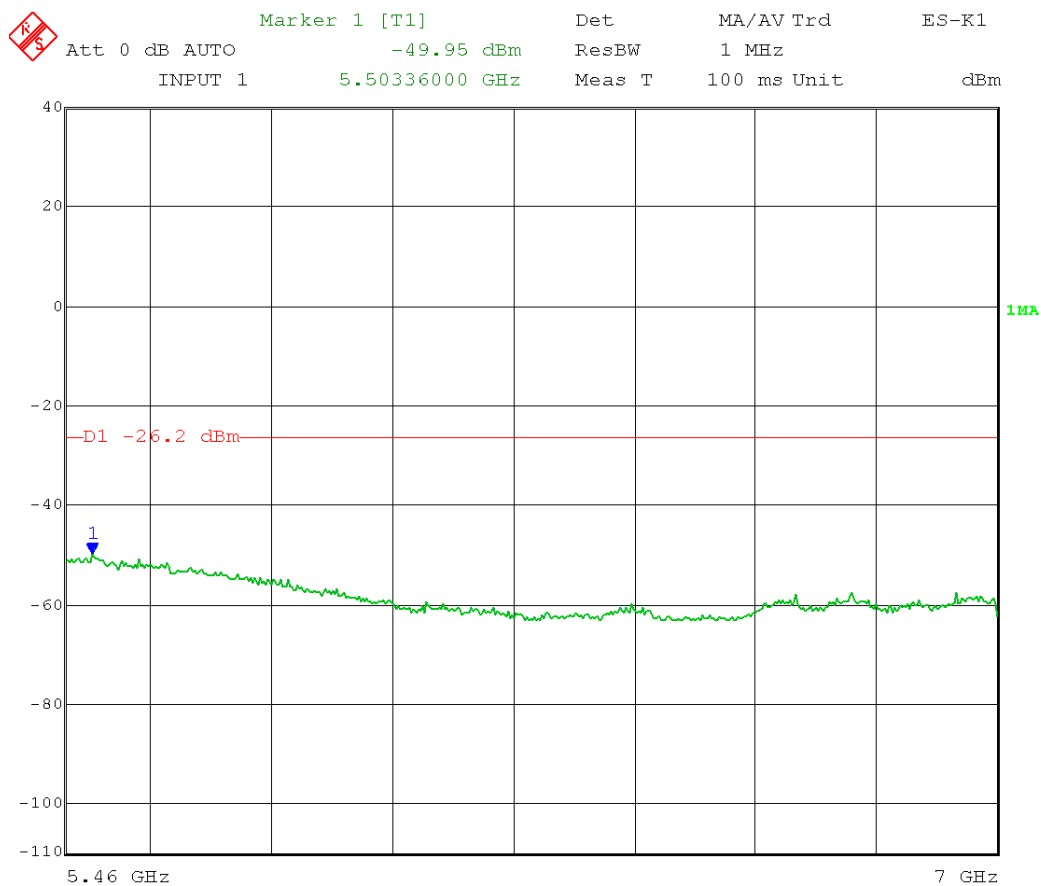
Date: 11.JUN.2014 11:08:35

Test Date: 06-11-2014  
Company: Cambium Networks  
EUT: ePMP 5.1 AP UNII  
Test: Maximum Unwanted Emission Levels - Conducted  
Operator: Craig B / Paul L  
Comment: Detector Bandwidth = 1 MHz  
Detector = Peak  
Mid Channel Transmit = 5.200 GHz 40 MHz BW  
Output Power Setting: 16  
Channel 0  
Frequency Range: 5.46 – 7 GHz

Per 789033 D02 General UNII Test Procedures DR02-41759, section II.G.2.(c): “an out-of-band emission that complies with both the average and peak limits of 15.209 is not required to satisfy the -27 dBm/MHz or -17 dBm/MHz maximum emission limit.”

15.209 Peak limit: 74 dBμV/m @ 3 meters

RF conducted limit: 74 dBμV/m -95.2 (3 meters) – 3 dB (MIMO) – 2 dBi antenna gain  
= -26.2 dBm Peak



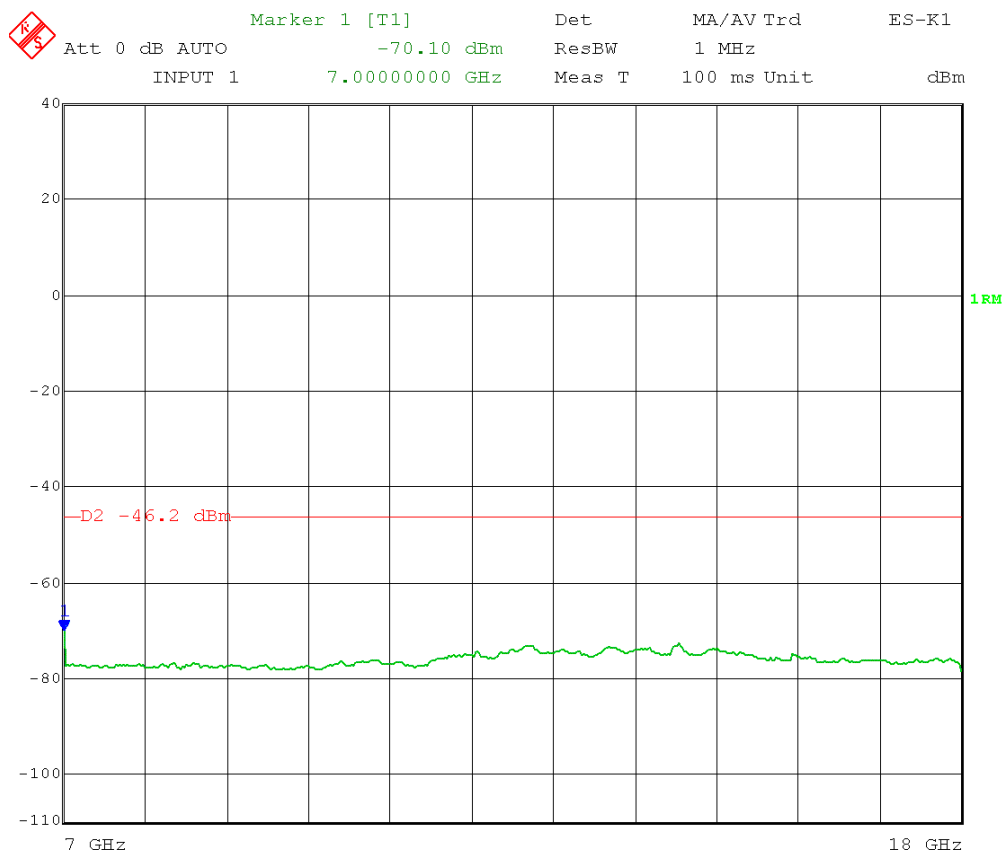
Date: 11.JUN.2014 11:09:27

Test Date: 06-11-2014  
Company: Cambium Networks  
EUT: ePMP 5.1 AP UNII  
Test: Maximum Unwanted Emission Levels - Conducted  
Operator: Craig B / Paul L  
Comment: Detector Bandwidth = 1 MHz  
Detector = RMS  
Mid Channel Transmit = 5.200 GHz 40 MHz BW  
Output Power Setting: 16  
Channel 0  
Frequency Range: 7 – 18 GHz

Per 789033 D02 General UNII Test Procedures DR02-41759, section II.G.2.(c): “an out-of-band emission that complies with both the average and peak limits of 15.209 is not required to satisfy the -27 dBm/MHz or -17 dBm/MHz maximum emission limit.”

15.209 Average limit: 54 dB $\mu$ V/m @ 3 meters

RF conducted limit: 54 dB $\mu$ V/m -95.2 (3 meters) – 3 dB (MIMO) – 2 dBi antenna gain  
= -46.2 dBm Average



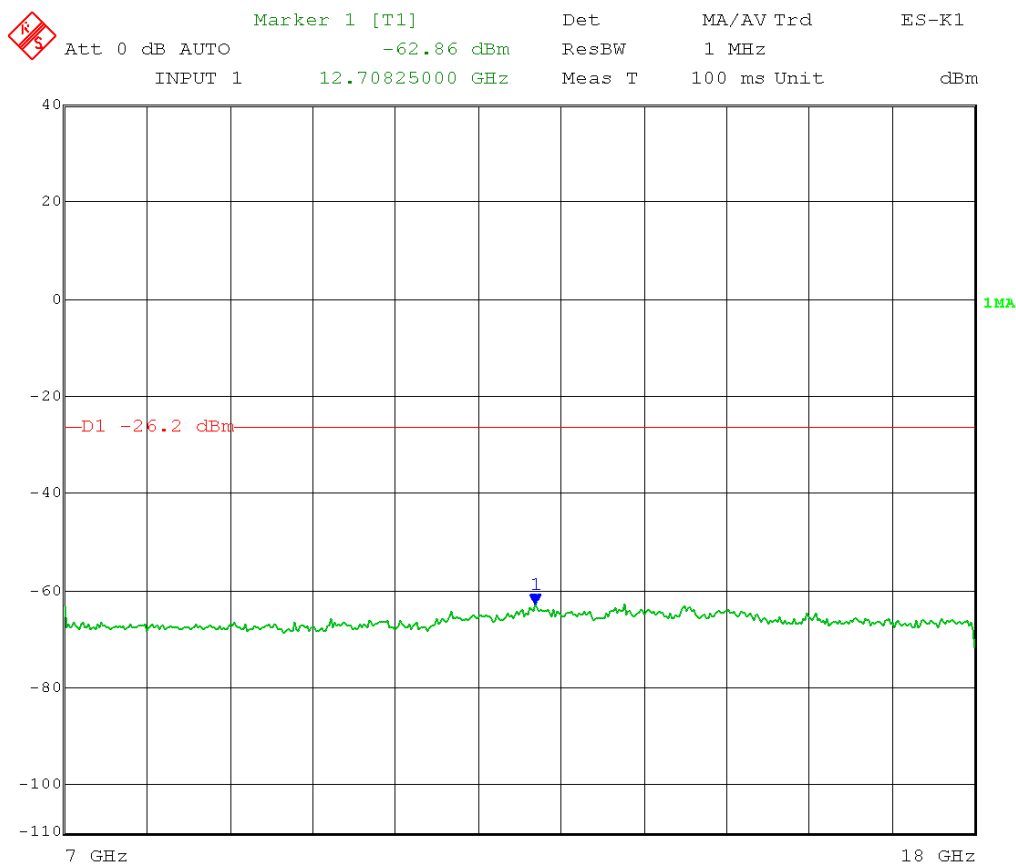
Date: 11.JUN.2014 11:24:01

Test Date: 06-11-2014  
Company: Cambium Networks  
EUT: ePMP 5.1 AP UNII  
Test: Maximum Unwanted Emission Levels - Conducted  
Operator: Craig B / Paul L  
Comment: Detector Bandwidth = 1 MHz  
Detector = Peak  
Mid Channel Transmit = 5.200 GHz 40 MHz BW  
Output Power Setting: 16  
Channel 0  
Frequency Range: 7 – 18 GHz

Per 789033 D02 General UNII Test Procedures DR02-41759, section II.G.2.(c): “an out-of-band emission that complies with both the average and peak limits of 15.209 is not required to satisfy the -27 dBm/MHz or -17 dBm/MHz maximum emission limit.”

15.209 Peak limit: 74 dBμV/m @ 3 meters

RF conducted limit: 74 dBμV/m -95.2 (3 meters) – 3 dB (MIMO) – 2 dBi antenna gain  
= -26.2 dBm Peak



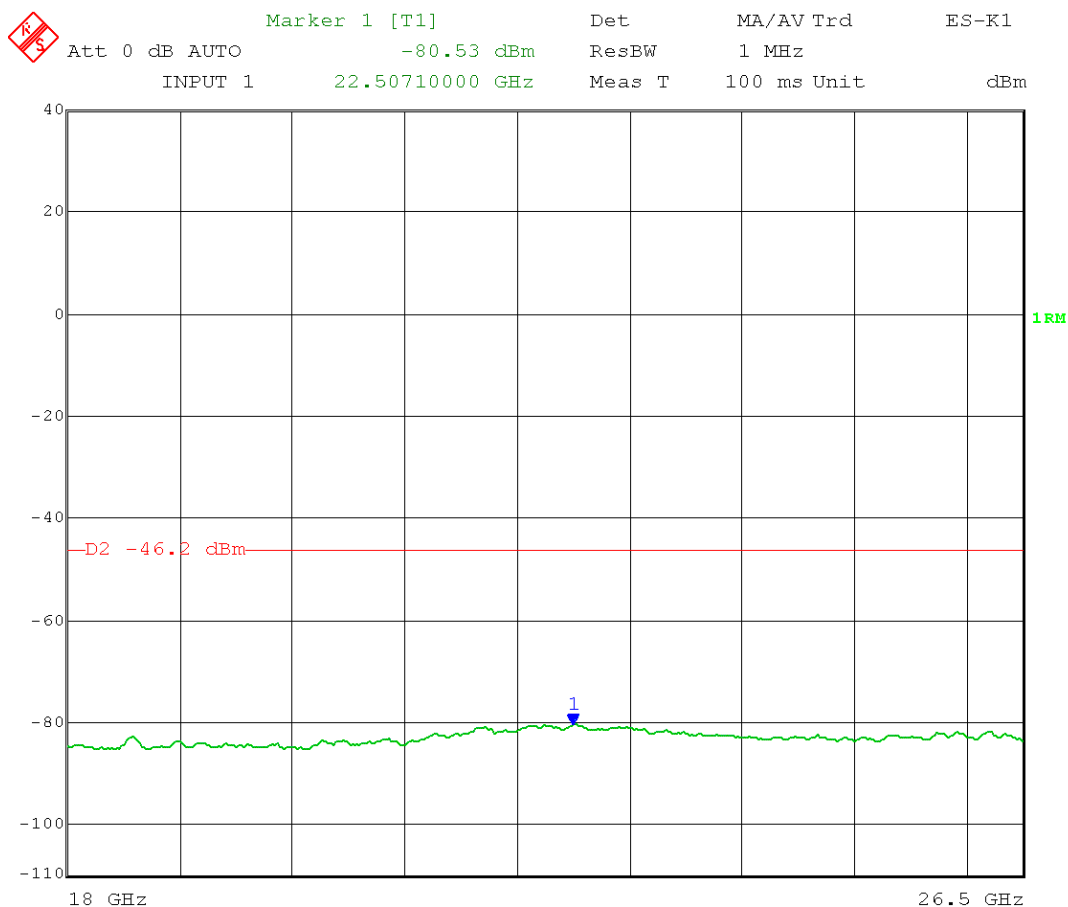
Date: 11.JUN.2014 11:25:58

Test Date: 06-12-2014  
Company: Cambium Networks  
EUT: ePMP 5.1 AP UNII  
Test: Maximum Unwanted Emission Levels - Conducted  
Operator: Craig B / Paul L  
Comment: Detector Bandwidth = 1 MHz  
Detector = RMS  
Mid Channel Transmit = 5.200 GHz 40 MHz BW  
Output Power Setting: 16  
Channel 0  
Frequency Range: 18 – 26.5 GHz

Per 789033 D02 General UNII Test Procedures DR02-41759, section II.G.2.(c): “an out-of-band emission that complies with both the average and peak limits of 15.209 is not required to satisfy the -27 dBm/MHz or -17 dBm/MHz maximum emission limit.”

15.209 Average limit: 54 dB $\mu$ V/m @ 3 meters

RF conducted limit: 54 dB $\mu$ V/m -95.2 (3 meters) – 3 dB (MIMO) – 2 dBi antenna gain  
= -46.2 dBm Average



Date: 12.JUN.2014 14:23:29

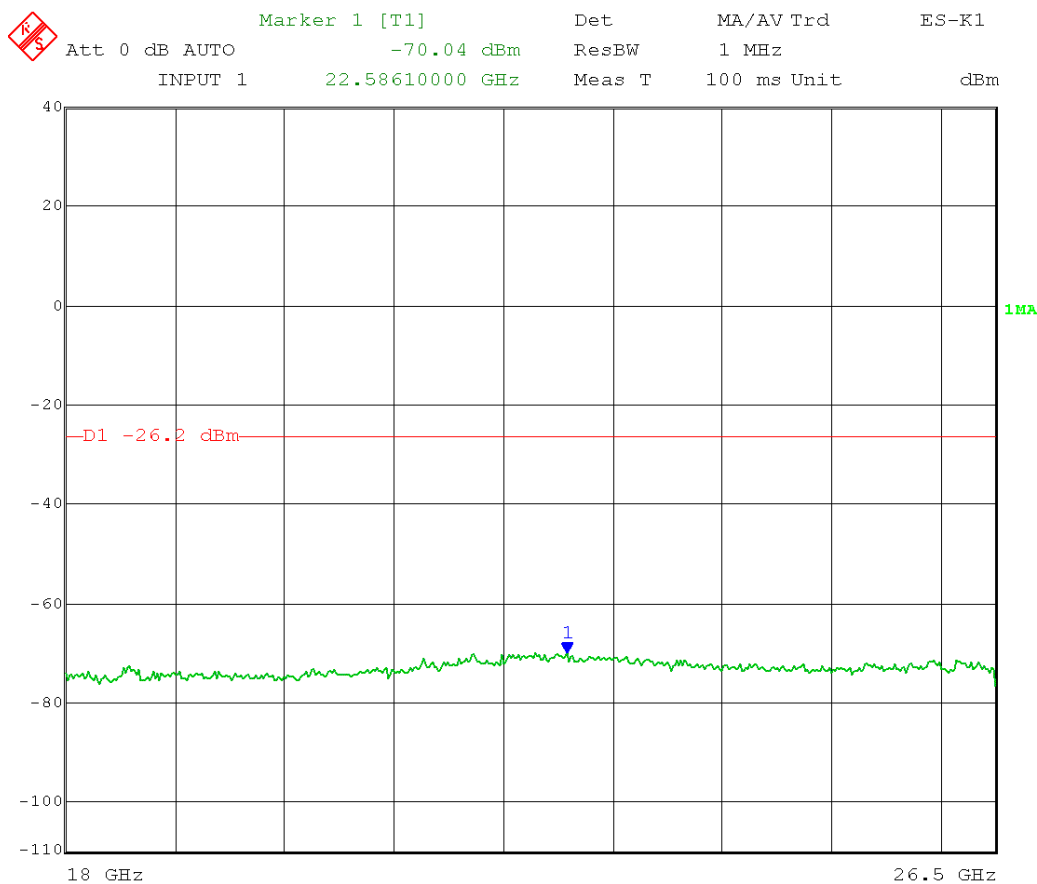


Test Date: 06-12-2014  
Company: Cambium Networks  
EUT: ePMP 5.1 AP UNII  
Test: Maximum Unwanted Emission Levels - Conducted  
Operator: Craig B / Paul L  
Comment: Detector Bandwidth = 1 MHz  
Detector = Peak  
Mid Channel Transmit = 5.200 GHz 40 MHz BW  
Output Power Setting: 16  
Channel 0  
Frequency Range: 18 – 26.5 GHz

Per 789033 D02 General UNII Test Procedures DR02-41759, section II.G.2.(c): “an out-of-band emission that complies with both the average and peak limits of 15.209 is not required to satisfy the -27 dBm/MHz or -17 dBm/MHz maximum emission limit.”

15.209 Peak limit: 74 dBμV/m @ 3 meters

RF conducted limit: 74 dBμV/m -95.2 (3 meters) – 3 dB (MIMO) – 2 dBi antenna gain  
= -26.2 dBm Peak



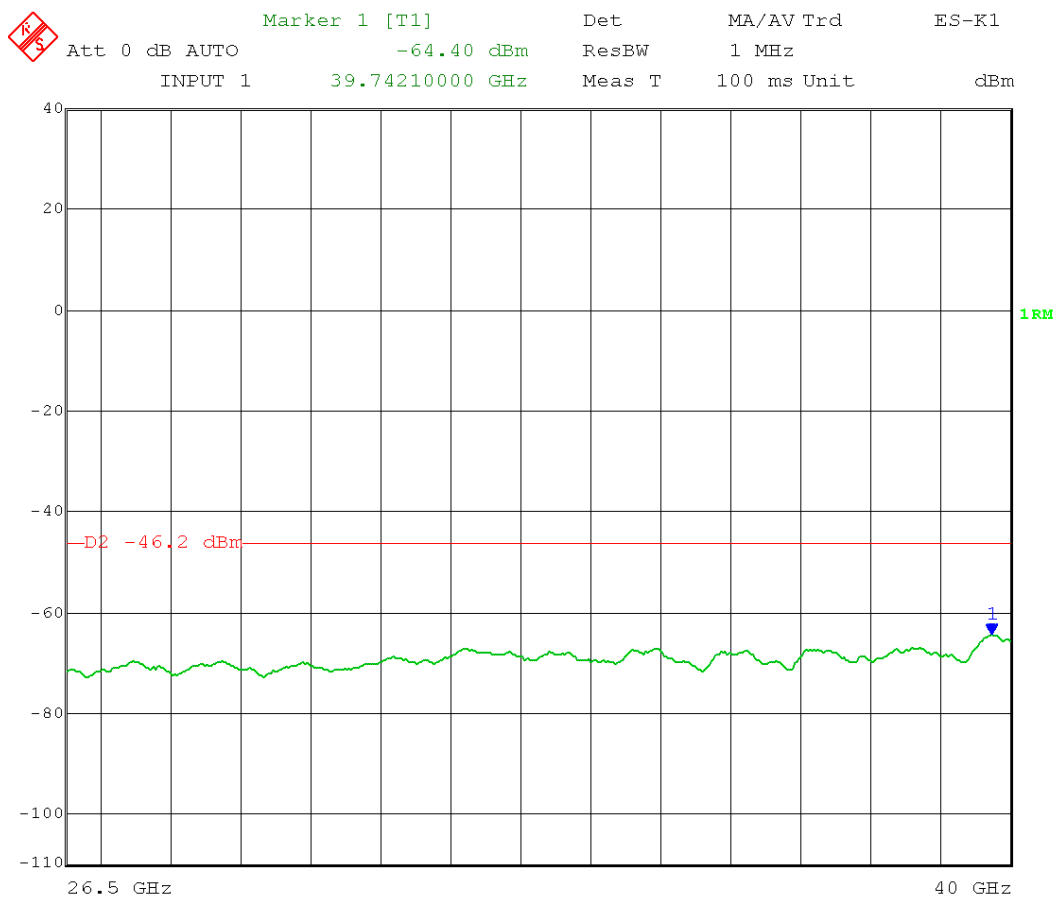
Date: 12.JUN.2014 14:24:58

Test Date: 06-12-2014  
Company: Cambium Networks  
EUT: ePMP 5.1 AP UNII  
Test: Maximum Unwanted Emission Levels - Conducted  
Operator: Craig B / Paul L  
Comment: Detector Bandwidth = 1 MHz  
Detector = RMS  
Mid Channel Transmit = 5.200 GHz 40 MHz BW  
Output Power Setting: 16  
Channel 0  
Frequency Range: 26.5 – 40 GHz

Per 789033 D02 General UNII Test Procedures DR02-41759, section II.G.2.(c): “an out-of-band emission that complies with both the average and peak limits of 15.209 is not required to satisfy the -27 dBm/MHz or -17 dBm/MHz maximum emission limit.”

15.209 Average limit: 54 dBμV/m @ 3 meters

RF conducted limit: 54 dBμV/m -95.2 (3 meters) – 3 dB (MIMO) – 2 dBi antenna gain  
= -46.2 dBm Average



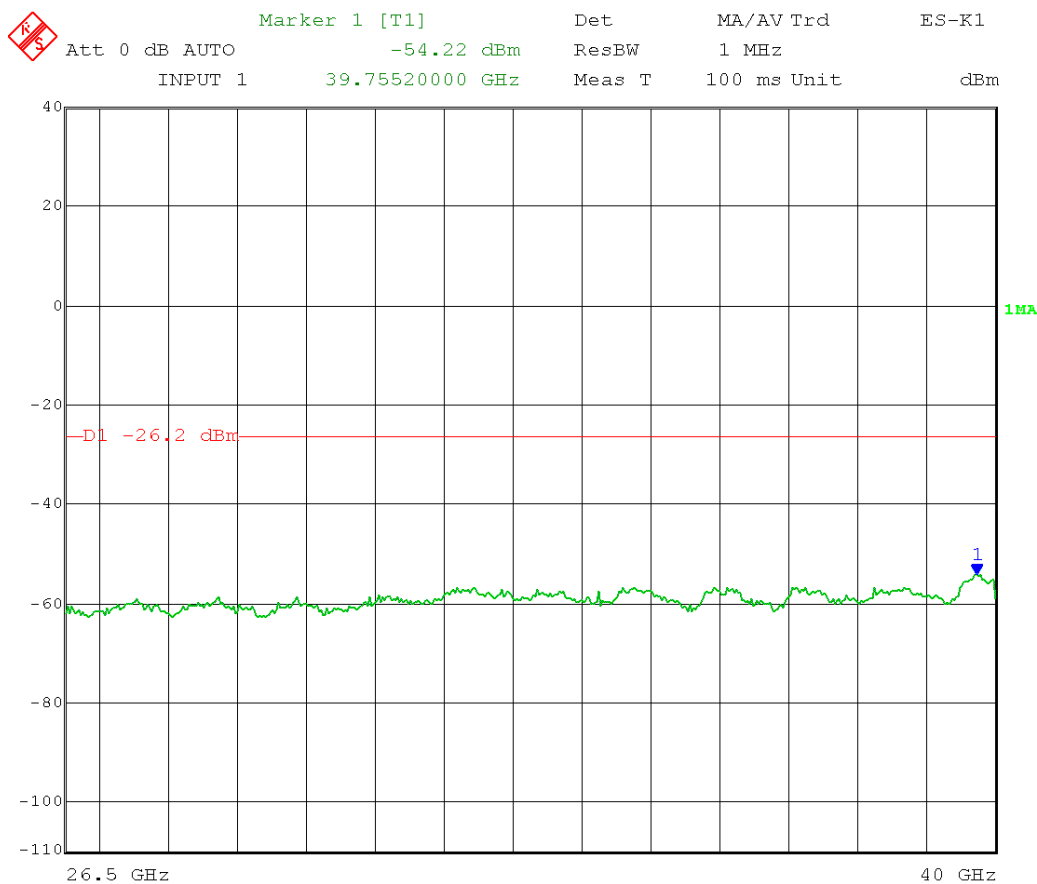
Date: 12.JUN.2014 14:34:30

Test Date: 06-12-2014  
Company: Cambium Networks  
EUT: ePMP 5.1 AP UNII  
Test: Maximum Unwanted Emission Levels - Conducted  
Operator: Craig B / Paul L  
Comment: Detector Bandwidth = 1 MHz  
Detector = Peak  
Mid Channel Transmit = 5.200 GHz 40 MHz BW  
Output Power Setting: 16  
Channel 0  
Frequency Range: 26.5 – 40 GHz

Per 789033 D02 General UNII Test Procedures DR02-41759, section II.G.2.(c): “an out-of-band emission that complies with both the average and peak limits of 15.209 is not required to satisfy the -27 dBm/MHz or -17 dBm/MHz maximum emission limit.”

15.209 Peak limit: 74 dB $\mu$ V/m @ 3 meters

RF conducted limit: 74 dB $\mu$ V/m -95.2 (3 meters) – 3 dB (MIMO) – 2 dBi antenna gain  
= -26.2 dBm Peak



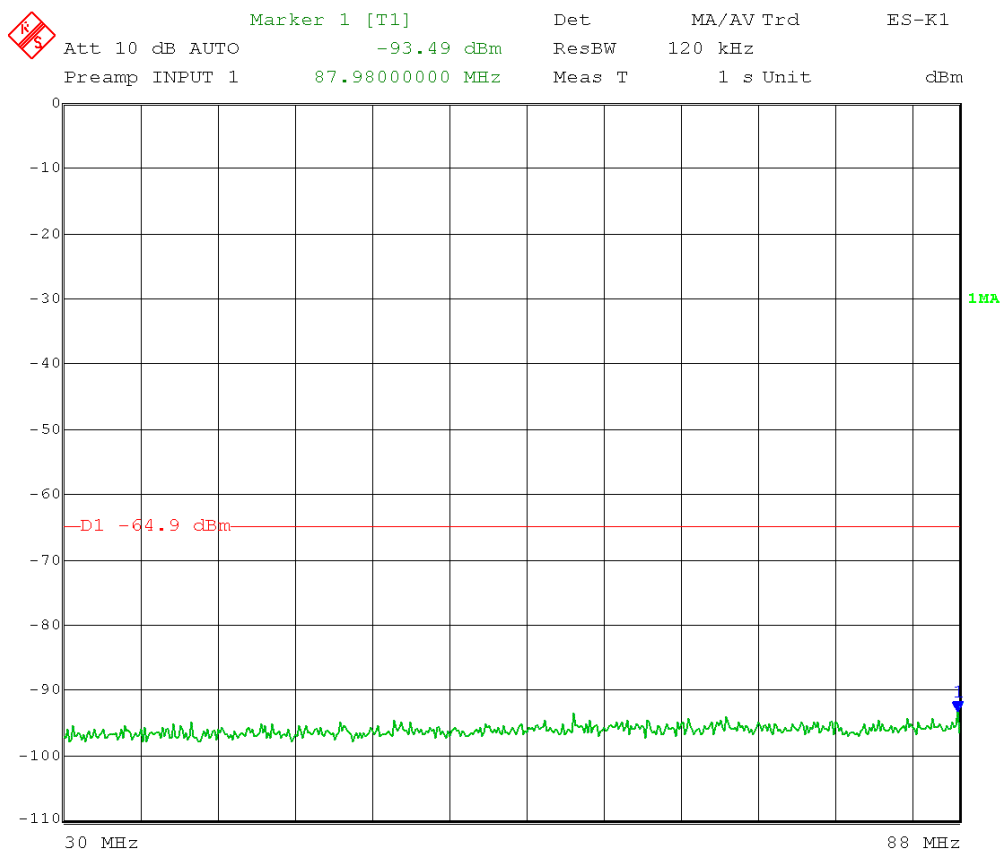
Date: 12.JUN.2014 14:36:08

Test Date: 06-11-2014  
Company: Cambium Networks  
EUT: ePMP 5.1 AP UNII  
Test: Maximum Unwanted Emission Levels - Conducted  
Operator: Craig B / Paul L  
Comment: Detector Bandwidth = 120 kHz  
Detector = Peak  
High Channel Transmit = 5.230 GHz 40 MHz BW  
Output Power Setting: 16  
Channel 0  
Frequency Range 30 MHz - 88 MHz

Per 789033 D02 General UNII Test Procedures DR02-41759, section II.G.2.(c): “an out-of-band emission that complies with both the average and peak limits of 15.209 is not required to satisfy the -27 dBm/MHz or -17 dBm/MHz maximum emission limit.”

15.209 Limit 30-88 MHz: 40 dB $\mu$ V/m @ 3 meters

RF conducted limit: 40 dB $\mu$ V/m -95.2 (3 meters) – 4.7 (ground plane) – 3dB (MIMO) – 2 dBi antenna gain = -64.9 dBm Quasi-Peak



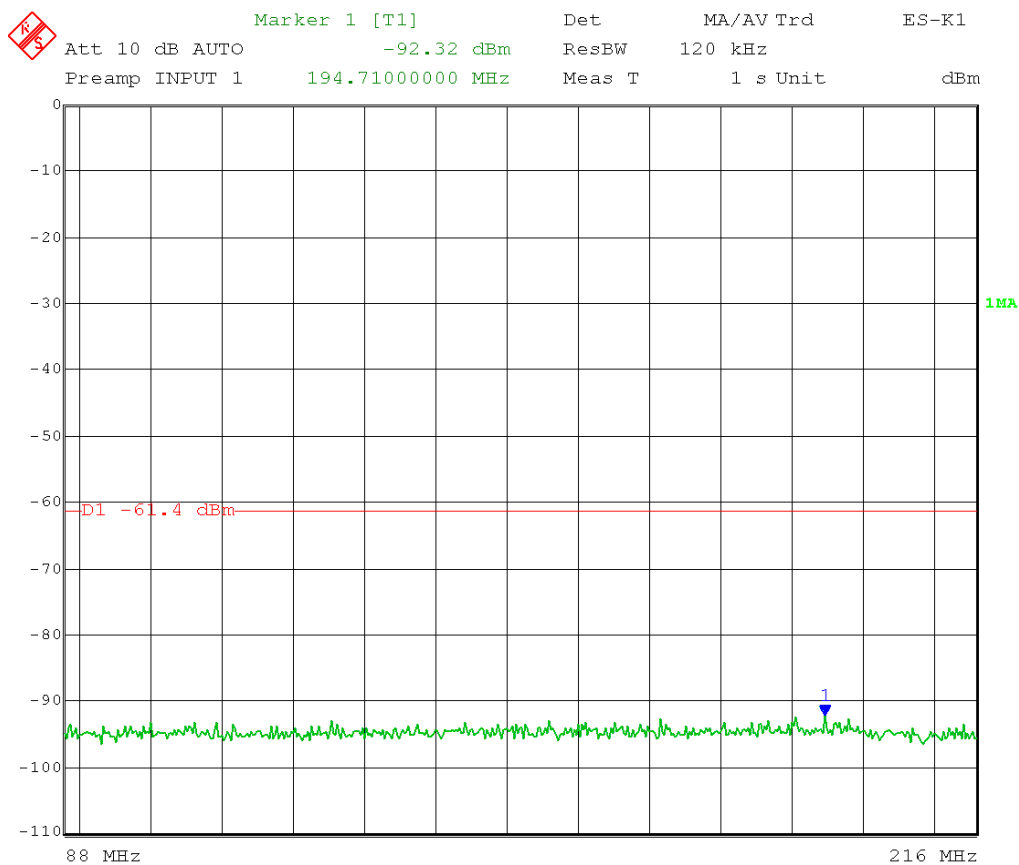
Date: 11.JUN.2014 09:09:00

Test Date: 06-11-2014  
Company: Cambium Networks  
EUT: ePMP 5.1 AP UNII  
Test: Maximum Unwanted Emission Levels - Conducted  
Operator: Craig B / Paul L  
Comment: Detector Bandwidth = 120 kHz  
Detector = Peak  
High Channel Transmit = 5.230 GHz 40 MHz BW  
Output Power Setting: 16  
Channel 0  
Frequency Range: 88 MHz – 216 MHz

Per 789033 D02 General UNII Test Procedures DR02-41759, section II.G.2.(c): “an out-of-band emission that complies with both the average and peak limits of 15.209 is not required to satisfy the -27 dBm/MHz or -17 dBm/MHz maximum emission limit.”

15.209 Limit 88-216 MHz: 43.5 dB $\mu$ V/m @ 3 meters

RF conducted limit: 43.5 dB $\mu$ V/m -95.2 (3 meters) – 4.7 (ground plane) – 3dB (MIMO) – 2 dBi antenna gain = -61.4 dBm Quasi-Peak



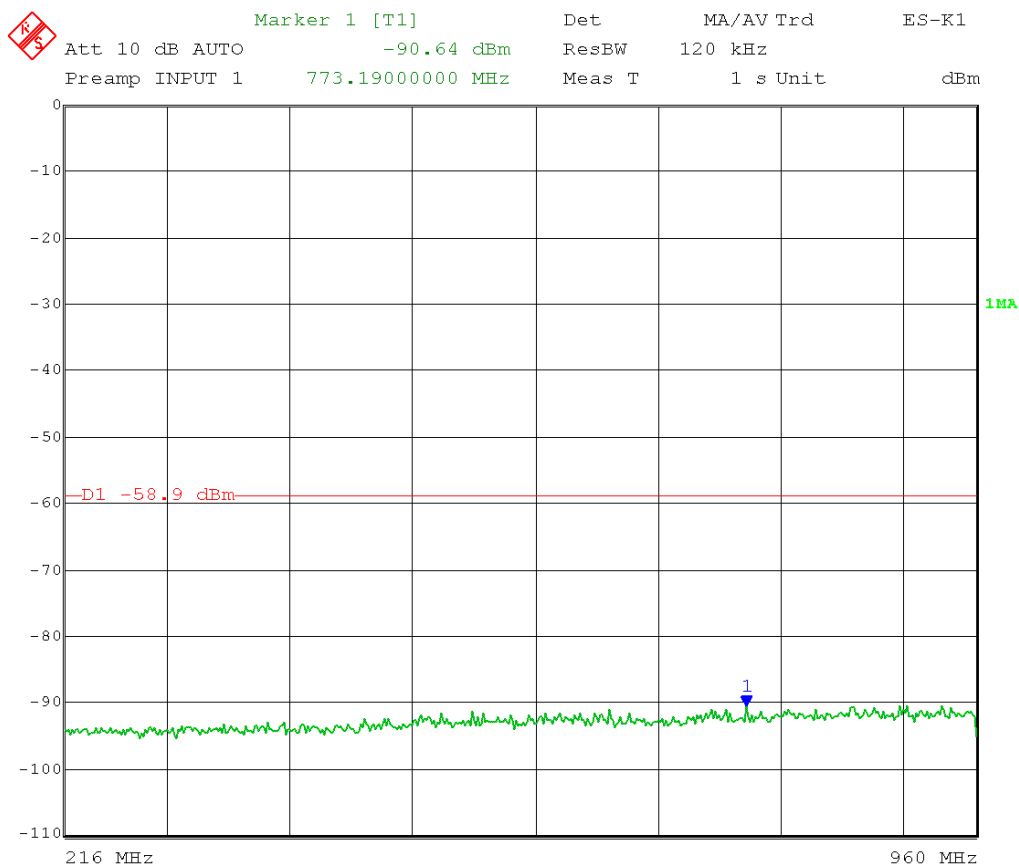
Date: 11.JUN.2014 09:10:23

Test Date: 06-11-2014  
Company: Cambium Networks  
EUT: ePMP 5.1 AP UNII  
Test: Maximum Unwanted Emission Levels - Conducted  
Operator: Craig B / Paul L  
Comment: Detector Bandwidth = 120 kHz  
Detector = Peak  
High Channel Transmit = 5.230 GHz 40 MHz BW  
Output Power Setting: 16  
Channel 0  
Frequency Range: 216 MHz – 960 MHz

Per 789033 D02 General UNII Test Procedures DR02-41759, section II.G.2.(c): “an out-of-band emission that complies with both the average and peak limits of 15.209 is not required to satisfy the -27 dBm/MHz or -17 dBm/MHz maximum emission limit.”

15.209 Limit 216-960 MHz: 46 dBμV/m @ 3 meters

RF conducted limit: 46 dBμV/m -95.2 (3 meters) – 4.7 (ground plane) – 3dB (MIMO) – 2 dBi antenna gain = -58.9 dBm Quasi-Peak



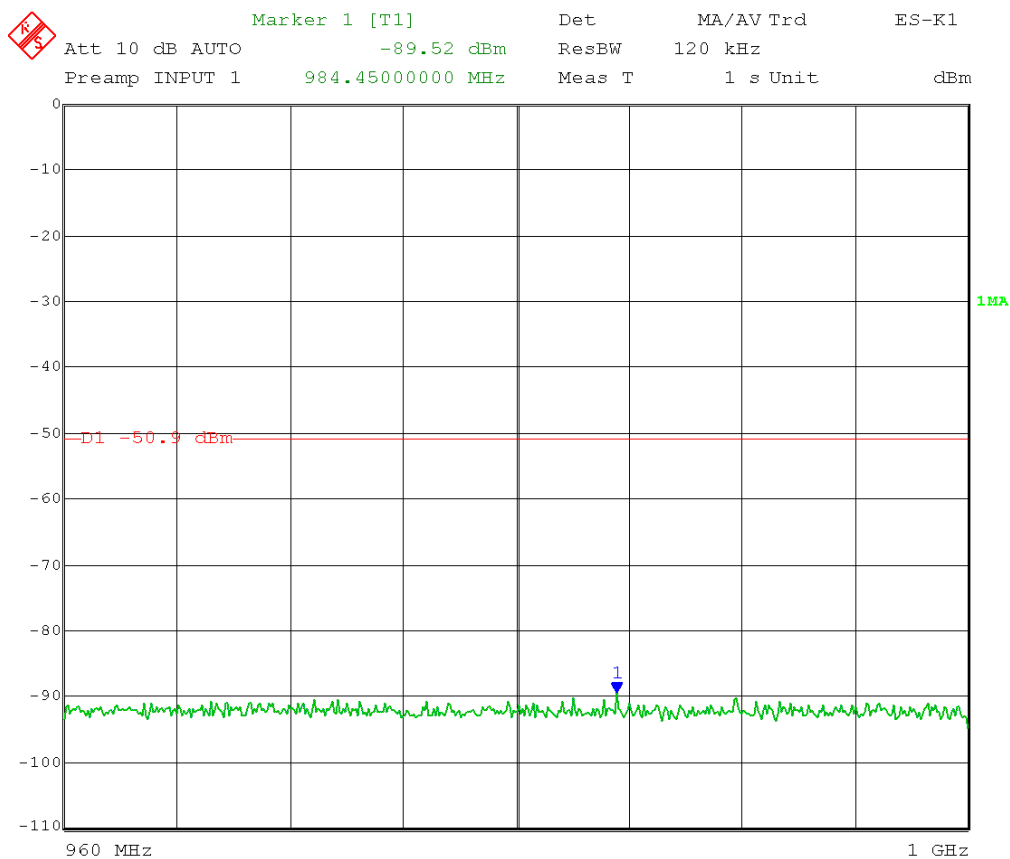
Date: 11.JUN.2014 09:12:04

Test Date: 06-11-2014  
Company: Cambium Networks  
EUT: ePMP 5.1 AP UNII  
Test: Maximum Unwanted Emission Levels - Conducted  
Operator: Craig B / Paul L  
Comment: Detector Bandwidth = 120 kHz  
Detector = Peak  
High Channel Transmit = 5.230 GHz 40 MHz BW  
Output Power Setting: 16  
Channel 0  
Frequency Range: 960 MHz – 1000 MHz

Per 789033 D02 General UNII Test Procedures DR02-41759, section II.G.2.(c): “an out-of-band emission that complies with both the average and peak limits of 15.209 is not required to satisfy the -27 dBm/MHz or -17 dBm/MHz maximum emission limit.”

15.209 Limit 960-1000 MHz: 54 dBμV/m @ 3 meters

RF conducted limit: 54 dBμV/m -95.2 (3 meters) – 4.7 (ground plane) – 3dB (MIMO) – 2 dBi antenna gain = -50.9 dBm Quasi-Peak



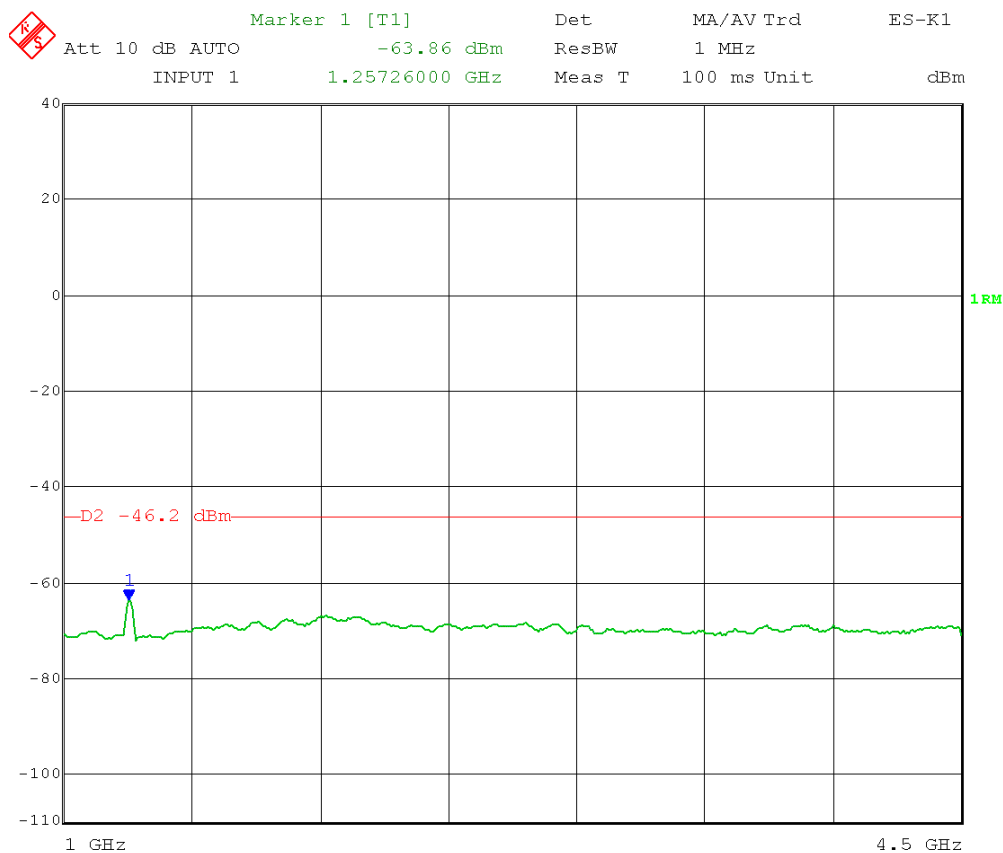
Date: 11.JUN.2014 09:13:20

Test Date: 06-11-2014  
Company: Cambium Networks  
EUT: ePMP 5.1 AP UNII  
Test: Maximum Unwanted Emission Levels - Conducted  
Operator: Craig B / Paul L  
Comment: Detector Bandwidth = 1 MHz  
Detector = RMS  
High Channel Transmit = 5.230 GHz 40 MHz BW  
Output Power Setting: 16  
Channel 0  
Frequency Range: 1 – 4.5 GHz

Per 789033 D02 General UNII Test Procedures DR02-41759, section II.G.2.(c): “an out-of-band emission that complies with both the average and peak limits of 15.209 is not required to satisfy the -27 dBm/MHz or -17 dBm/MHz maximum emission limit.”

15.209 Average limit: 54 dB $\mu$ V/m @ 3 meters

RF conducted limit: 54 dB $\mu$ V/m -95.2 (3 meters) – 3 dB (MIMO) – 2 dBi antenna gain  
= -46.2 dBm Average



Date: 11.JUN.2014 10:57:12

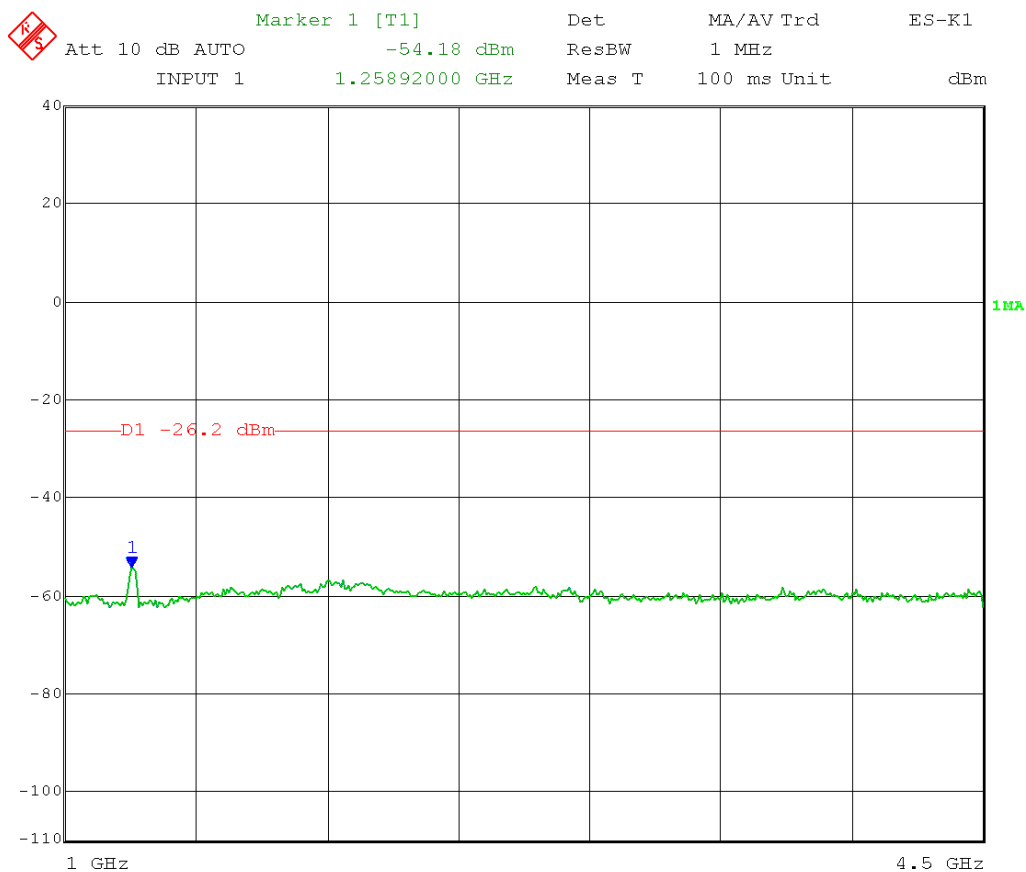


Test Date: 06-11-2014  
Company: Cambium Networks  
EUT: ePMP 5.1 AP UNII  
Test: Maximum Unwanted Emission Levels - Conducted  
Operator: Craig B / Paul L  
Comment: Detector Bandwidth = 1 MHz  
Detector = Peak  
High Channel Transmit = 5.230 GHz 40 MHz BW  
Output Power Setting: 16  
Channel 0  
Frequency Range: 1 – 4.5 GHz

Per 789033 D02 General UNII Test Procedures DR02-41759, section II.G.2.(c): “an out-of-band emission that complies with both the average and peak limits of 15.209 is not required to satisfy the -27 dBm/MHz or -17 dBm/MHz maximum emission limit.”

15.209 Peak limit: 74 dBμV/m @ 3 meters

RF conducted limit: 74 dBμV/m -95.2 (3 meters) – 3 dB (MIMO) – 2 dBi antenna gain  
= -26.2 dBm Peak



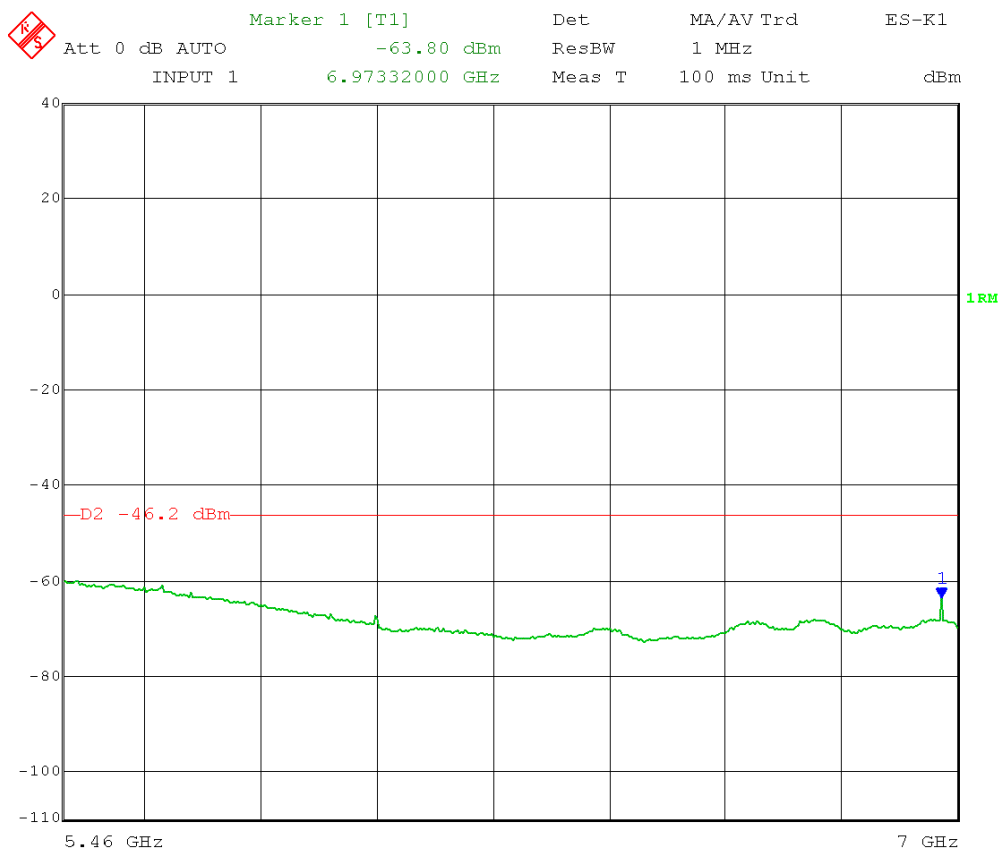
Date: 11.JUN.2014 11:00:17

Test Date: 06-11-2014  
Company: Cambium Networks  
EUT: ePMP 5.1 AP UNII  
Test: Maximum Unwanted Emission Levels - Conducted  
Operator: Craig B / Paul L  
Comment: Detector Bandwidth = 1 MHz  
Detector = RMS  
High Channel Transmit = 5.230 GHz 40 MHz BW  
Output Power Setting: 16  
Channel 0  
Frequency Range: 5.46 – 7 GHz

Per 789033 D02 General UNII Test Procedures DR02-41759, section II.G.2.(c): “an out-of-band emission that complies with both the average and peak limits of 15.209 is not required to satisfy the -27 dBm/MHz or -17 dBm/MHz maximum emission limit.”

15.209 Average limit: 54 dB $\mu$ V/m @ 3 meters

RF conducted limit: 54 dB $\mu$ V/m -95.2 (3 meters) – 3 dB (MIMO) – 2 dBi antenna gain  
= -46.2 dBm Average



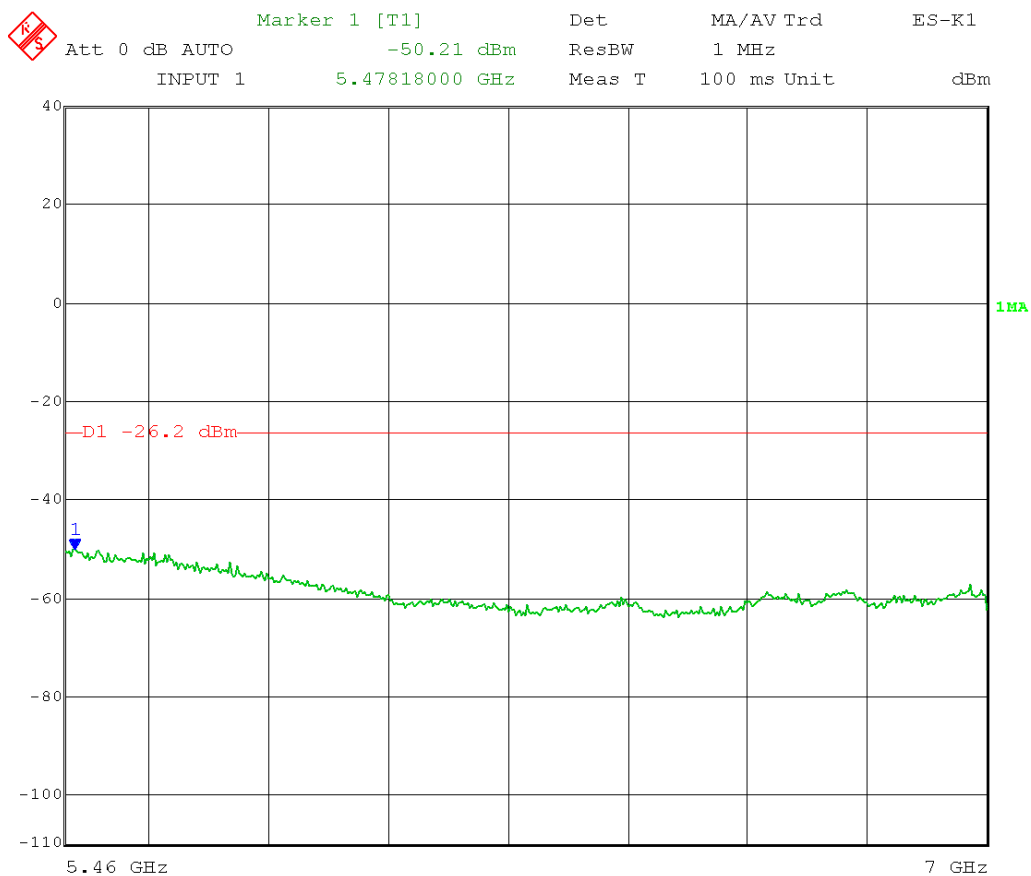
Date: 11.JUN.2014 11:03:46

Test Date: 06-11-2014  
Company: Cambium Networks  
EUT: ePMP 5.1 AP UNII  
Test: Maximum Unwanted Emission Levels - Conducted  
Operator: Craig B / Paul L  
Comment: Detector Bandwidth = 1 MHz  
Detector = Peak  
High Channel Transmit = 5.230 GHz 40 MHz BW  
Output Power Setting: 16  
Channel 0  
Frequency Range: 5.46 – 7 GHz

Per 789033 D02 General UNII Test Procedures DR02-41759, section II.G.2.(c): “an out-of-band emission that complies with both the average and peak limits of 15.209 is not required to satisfy the -27 dBm/MHz or -17 dBm/MHz maximum emission limit.”

15.209 Peak limit: 74 dBμV/m @ 3 meters

RF conducted limit: 74 dBμV/m -95.2 (3 meters) – 3 dB (MIMO) – 2 dBi antenna gain  
= -26.2 dBm Peak



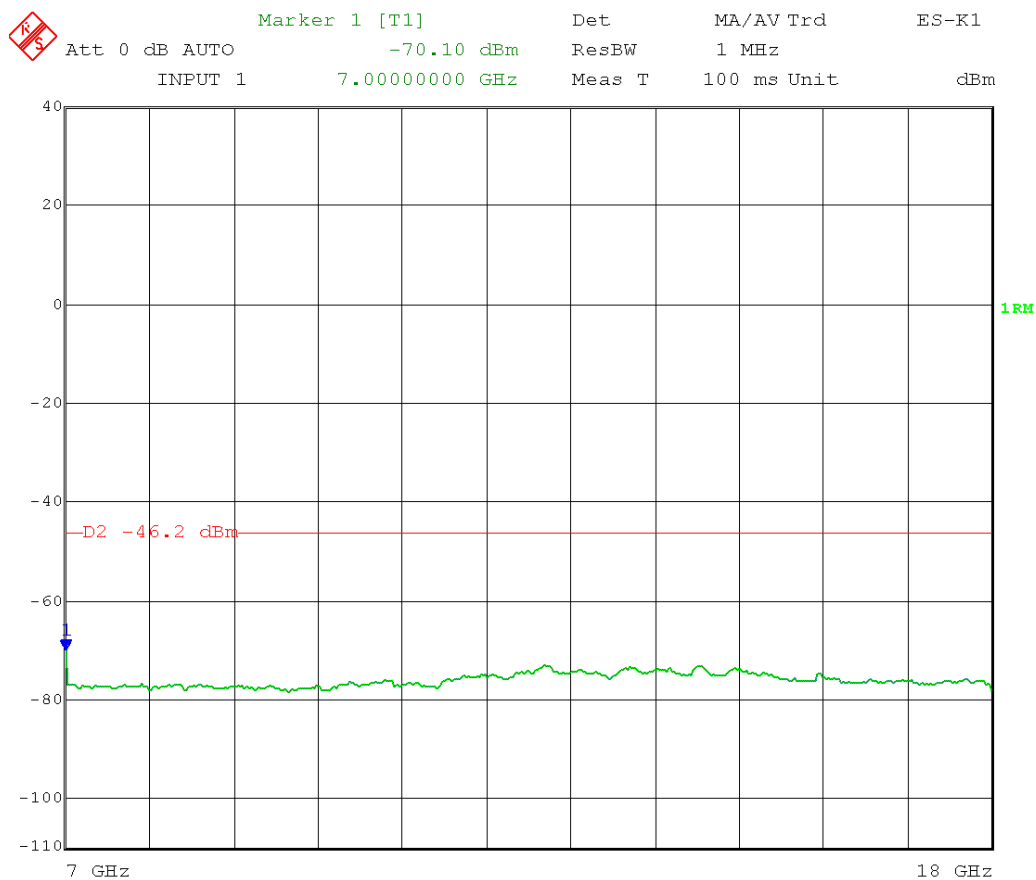
Date: 11.JUN.2014 11:06:07

Test Date: 06-11-2014  
Company: Cambium Networks  
EUT: ePMP 5.1 AP UNII  
Test: Maximum Unwanted Emission Levels - Conducted  
Operator: Craig B / Paul L  
Comment: Detector Bandwidth = 1 MHz  
Detector = RMS  
High Channel Transmit = 5.230 GHz 40 MHz BW  
Output Power Setting: 16  
Channel 0  
Frequency Range: 7 – 18 GHz

Per 789033 D02 General UNII Test Procedures DR02-41759, section II.G.2.(c): “an out-of-band emission that complies with both the average and peak limits of 15.209 is not required to satisfy the -27 dBm/MHz or -17 dBm/MHz maximum emission limit.”

15.209 Average limit: 54 dB $\mu$ V/m @ 3 meters

RF conducted limit: 54 dB $\mu$ V/m -95.2 (3 meters) – 3 dB (MIMO) – 2 dBi antenna gain  
= -46.2 dBm Average



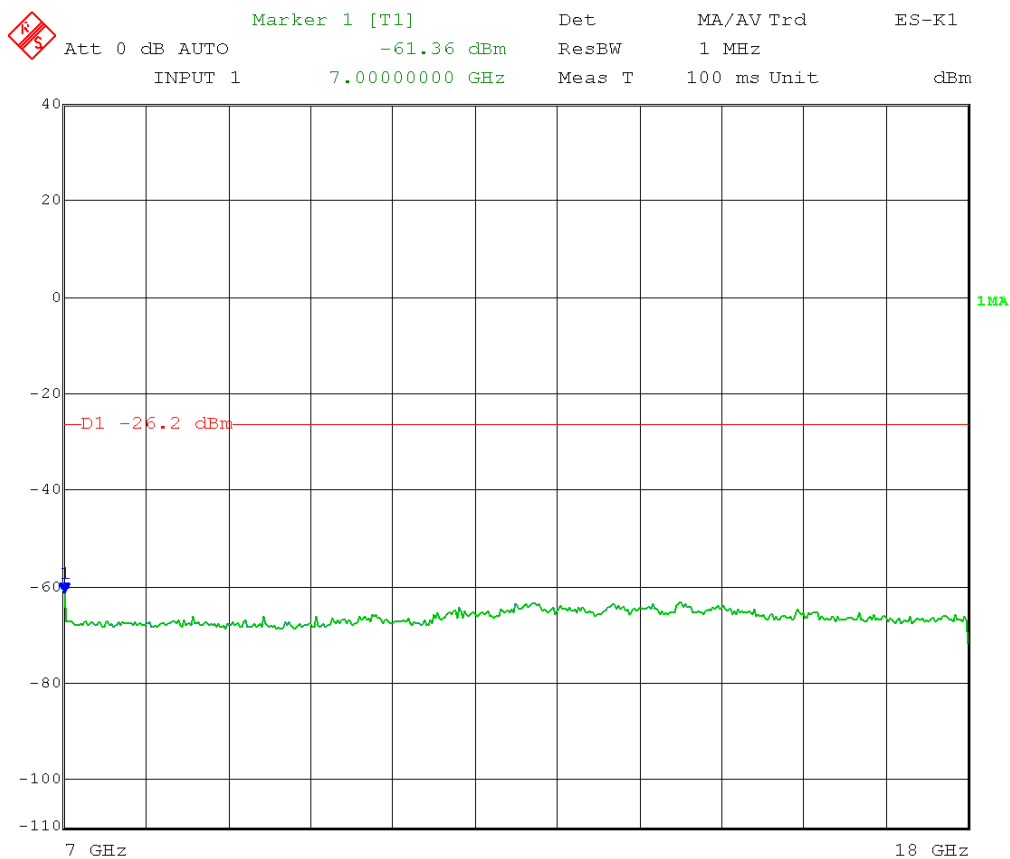
Date: 11.JUN.2014 11:28:37

Test Date: 06-11-2014  
Company: Cambium Networks  
EUT: ePMP 5.1 AP UNII  
Test: Maximum Unwanted Emission Levels - Conducted  
Operator: Craig B / Paul L  
Comment: Detector Bandwidth = 1 MHz  
Detector = Peak  
High Channel Transmit = 5.230 GHz 40 MHz BW  
Output Power Setting: 16  
Channel 0  
Frequency Range: 7 – 18 GHz

Per 789033 D02 General UNII Test Procedures DR02-41759, section II.G.2.(c): “an out-of-band emission that complies with both the average and peak limits of 15.209 is not required to satisfy the -27 dBm/MHz or -17 dBm/MHz maximum emission limit.”

15.209 Peak limit: 74 dBμV/m @ 3 meters

RF conducted limit: 74 dBμV/m -95.2 (3 meters) – 3 dB (MIMO) – 2 dBi antenna gain  
= -26.2 dBm Peak



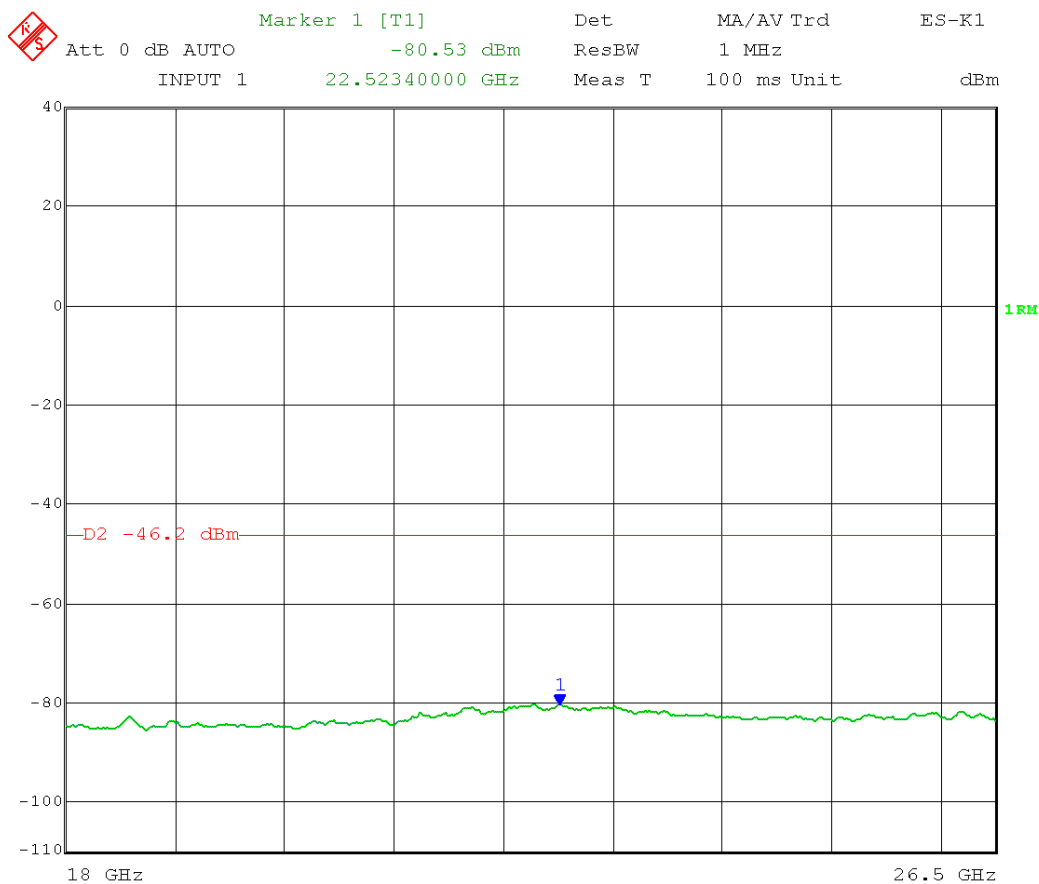
Date: 11.JUN.2014 11:30:20

Test Date: 06-12-2014  
Company: Cambium Networks  
EUT: ePMP 5.1 AP UNII  
Test: Maximum Unwanted Emission Levels - Conducted  
Operator: Craig B / Paul L  
Comment: Detector Bandwidth = 1 MHz  
Detector = RMS  
High Channel Transmit = 5.230 GHz 40 MHz BW  
Output Power Setting: 16  
Channel 0  
Frequency Range: 18 – 26.5 GHz

Per 789033 D02 General UNII Test Procedures DR02-41759, section II.G.2.(c): “an out-of-band emission that complies with both the average and peak limits of 15.209 is not required to satisfy the -27 dBm/MHz or -17 dBm/MHz maximum emission limit.”

15.209 Average limit: 54 dB $\mu$ V/m @ 3 meters

RF conducted limit: 54 dB $\mu$ V/m -95.2 (3 meters) – 3 dB (MIMO) – 2 dBi antenna gain  
= -46.2 dBm Average



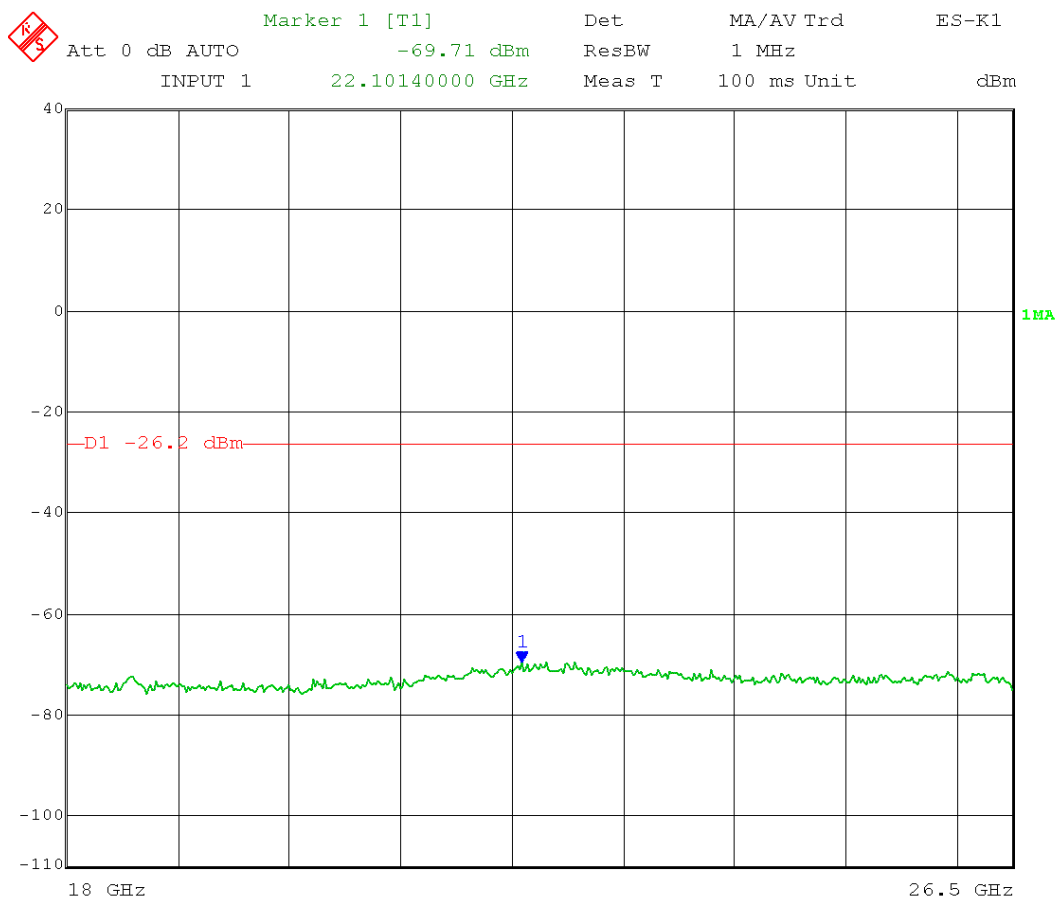
Date: 12.JUN.2014 14:27:16

Test Date: 06-12-2014  
Company: Cambium Networks  
EUT: ePMP 5.1 AP UNII  
Test: Maximum Unwanted Emission Levels - Conducted  
Operator: Craig B / Paul L  
Comment: Detector Bandwidth = 1 MHz  
Detector = Peak  
High Channel Transmit = 5.230 GHz 40 MHz BW  
Output Power Setting: 16  
Channel 0  
Frequency Range: 18 – 26.5 GHz

Per 789033 D02 General UNII Test Procedures DR02-41759, section II.G.2.(c): “an out-of-band emission that complies with both the average and peak limits of 15.209 is not required to satisfy the -27 dBm/MHz or -17 dBm/MHz maximum emission limit.”

15.209 Peak limit: 74 dBμV/m @ 3 meters

RF conducted limit: 74 dBμV/m -95.2 (3 meters) – 3 dB (MIMO) – 2 dBi antenna gain  
= -26.2 dBm Peak



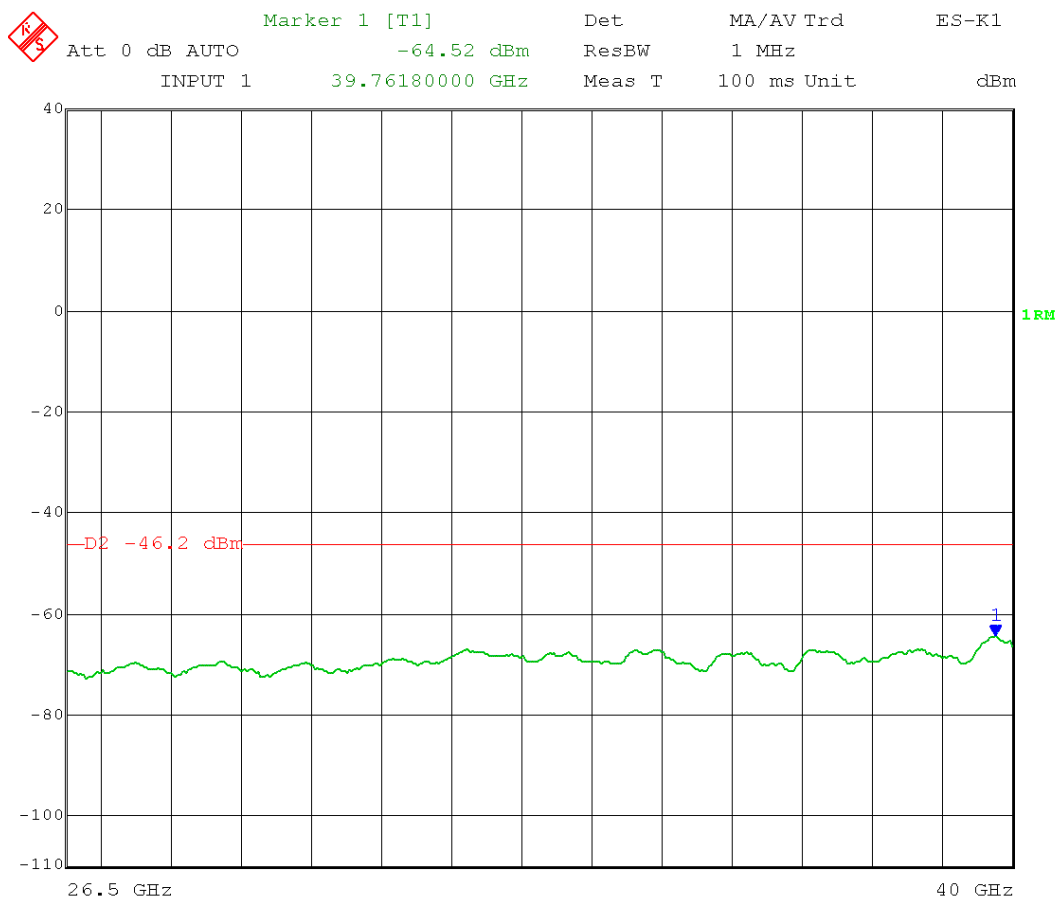
Date: 12.JUN.2014 14:28:19

Test Date: 06-12-2014  
Company: Cambium Networks  
EUT: ePMP 5.1 AP UNII  
Test: Maximum Unwanted Emission Levels - Conducted  
Operator: Craig B / Paul L  
Comment: Detector Bandwidth = 1 MHz  
Detector = RMS  
High Channel Transmit = 5.230 GHz      40 MHz BW  
Output Power Setting: 16  
Channel 0  
Frequency Range: 26.5 – 40 GHz

Per 789033 D02 General UNII Test Procedures DR02-41759, section II.G.2.(c): “an out-of-band emission that complies with both the average and peak limits of 15.209 is not required to satisfy the -27 dBm/MHz or -17 dBm/MHz maximum emission limit.”

15.209 Average limit: 54 dBμV/m @ 3 meters

RF conducted limit: 54 dBμV/m -95.2 (3 meters) – 3 dB (MIMO) – 2 dBi antenna gain  
= -46.2 dBm Average



Date: 12.JUN.2014 14:30:44

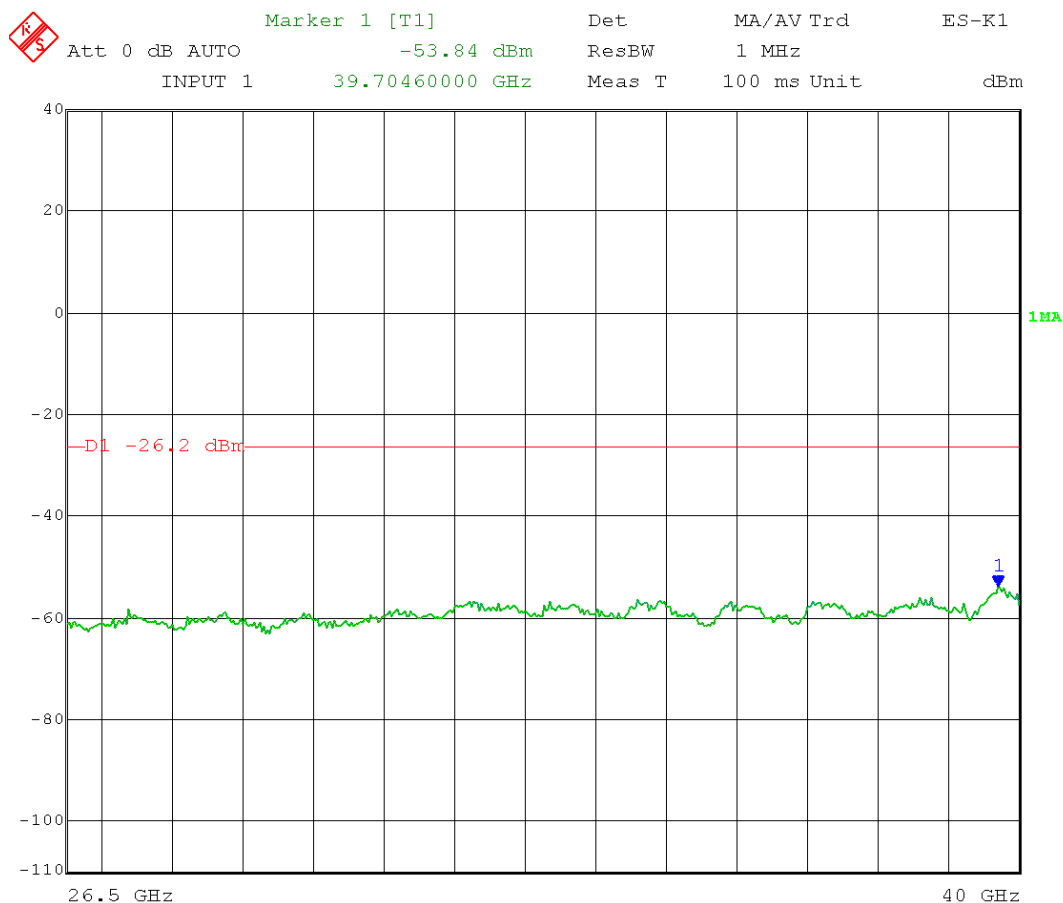


Test Date: 06-12-2014  
Company: Cambium Networks  
EUT: ePMP 5.1 AP UNII  
Test: Maximum Unwanted Emission Levels - Conducted  
Operator: Craig B / Paul L  
Comment: Detector Bandwidth = 1 MHz  
Detector = Peak  
High Channel Transmit = 5.230 GHz 40 MHz BW  
Output Power Setting: 16  
Channel 0  
Frequency Range: 26.5 – 40 GHz

Per 789033 D02 General UNII Test Procedures DR02-41759, section II.G.2.(c): “an out-of-band emission that complies with both the average and peak limits of 15.209 is not required to satisfy the -27 dBm/MHz or -17 dBm/MHz maximum emission limit.”

15.209 Peak limit: 74 dBμV/m @ 3 meters

RF conducted limit: 74 dBμV/m -95.2 (3 meters) – 3 dB (MIMO) – 2 dBi antenna gain  
= -26.2 dBm Peak



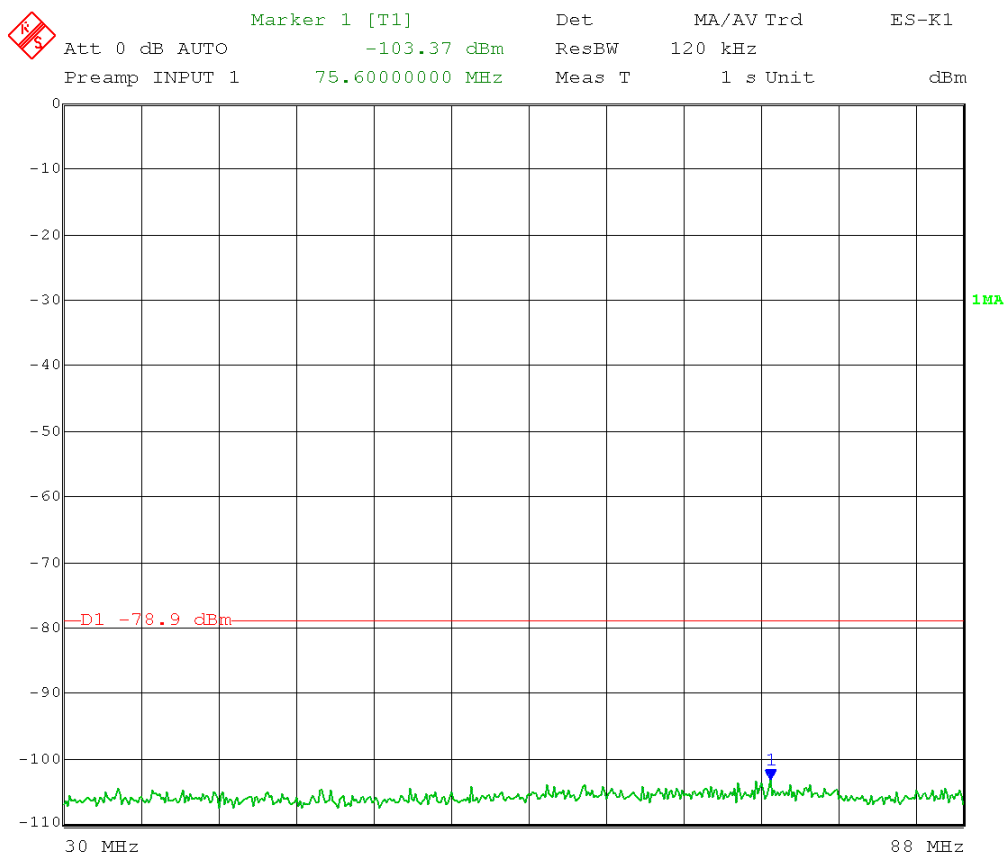
Date: 12.JUN.2014 14:32:05

Test Date: 06-11-2014  
Company: Cambium Networks  
EUT: ePMP 5.1 AP UNII  
Test: Maximum Unwanted Emission Levels - Conducted  
Operator: Craig B / Paul L  
Comment: Detector Bandwidth = 120 kHz  
Detector = Peak  
Low Channel Transmit = 5.190 GHz 40 MHz BW  
Output Power Setting: 8.0  
Channel 0  
Frequency Range 30 MHz – 88 MHz

Per 789033 D02 General UNII Test Procedures DR02-41759, section II.G.2.(c): “an out-of-band emission that complies with both the average and peak limits of 15.209 is not required to satisfy the -27 dBm/MHz or -17 dBm/MHz maximum emission limit.”

15.209 Limit 30-88 MHz: 40 dBμV/m @ 3 meters

RF conducted limit: 40 dBμV/m -95.2 (3 meters) – 4.7 (ground plane) – 3dB (MIMO) – 16 dBi antenna gain = -78.9 dBm Quasi-Peak



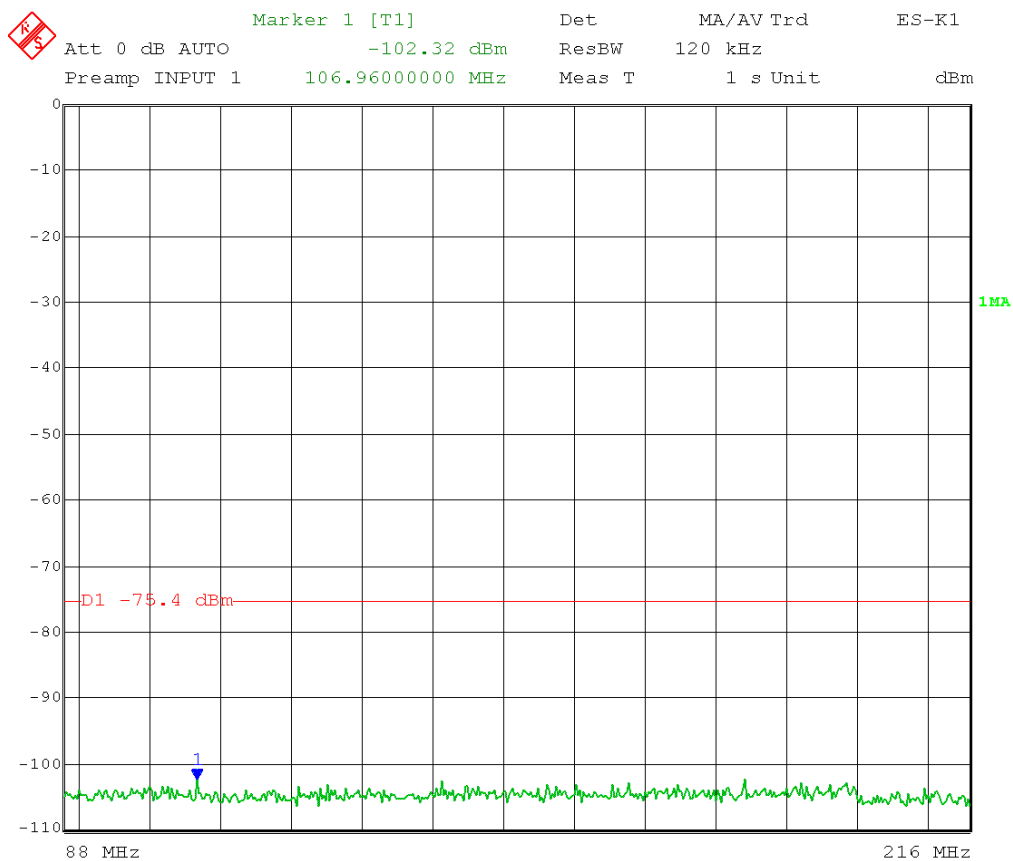
Date: 11.JUN.2014 09:17:38

Test Date: 06-11-2014  
Company: Cambium Networks  
EUT: ePMP 5.1 AP UNII  
Test: Maximum Unwanted Emission Levels - Conducted  
Operator: Craig B / Paul L  
Comment: Detector Bandwidth = 120 kHz  
Detector = Peak  
Low Channel Transmit = 5.190 GHz 40 MHz BW  
Output Power Setting: 8.0  
Channel 0  
Frequency Range: 88 MHz – 216 MHz

Per 789033 D02 General UNII Test Procedures DR02-41759, section II.G.2.(c): “an out-of-band emission that complies with both the average and peak limits of 15.209 is not required to satisfy the -27 dBm/MHz or -17 dBm/MHz maximum emission limit.”

15.209 Limit 88-216 MHz: 43.5 dB $\mu$ V/m @ 3 meters

RF conducted limit: 43.5 dB $\mu$ V/m -95.2 (3 meters) – 4.7 (ground plane) – 3dB (MIMO) – 16 dBi antenna gain = -75.4 dBm Quasi-Peak



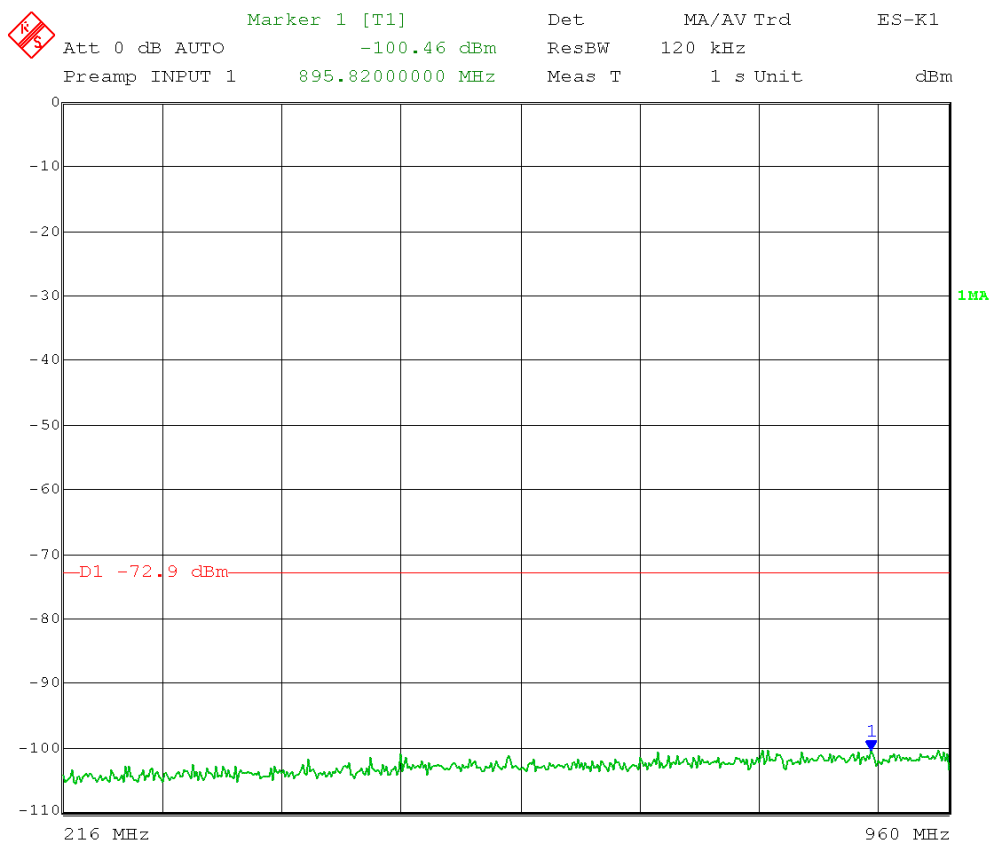
Date: 11.JUN.2014 09:18:56

Test Date: 06-11-2014  
Company: Cambium Networks  
EUT: ePMP 5.1 AP UNII  
Test: Maximum Unwanted Emission Levels - Conducted  
Operator: Craig B / Paul L  
Comment: Detector Bandwidth = 120 kHz  
Detector = Peak  
Low Channel Transmit = 5.190 GHz 40 MHz BW  
Output Power Setting: 8.0  
Channel 0  
Frequency Range: 216 MHz – 960 MHz

Per 789033 D02 General UNII Test Procedures DR02-41759, section II.G.2.(c): “an out-of-band emission that complies with both the average and peak limits of 15.209 is not required to satisfy the -27 dBm/MHz or -17 dBm/MHz maximum emission limit.”

15.209 Limit 216-960 MHz: 46 dBμV/m @ 3 meters

RF conducted limit: 46 dBμV/m -95.2 (3 meters) – 4.7 (ground plane) – 3dB (MIMO) – 16 dBi antenna gain = -72.9 dBm Quasi-Peak



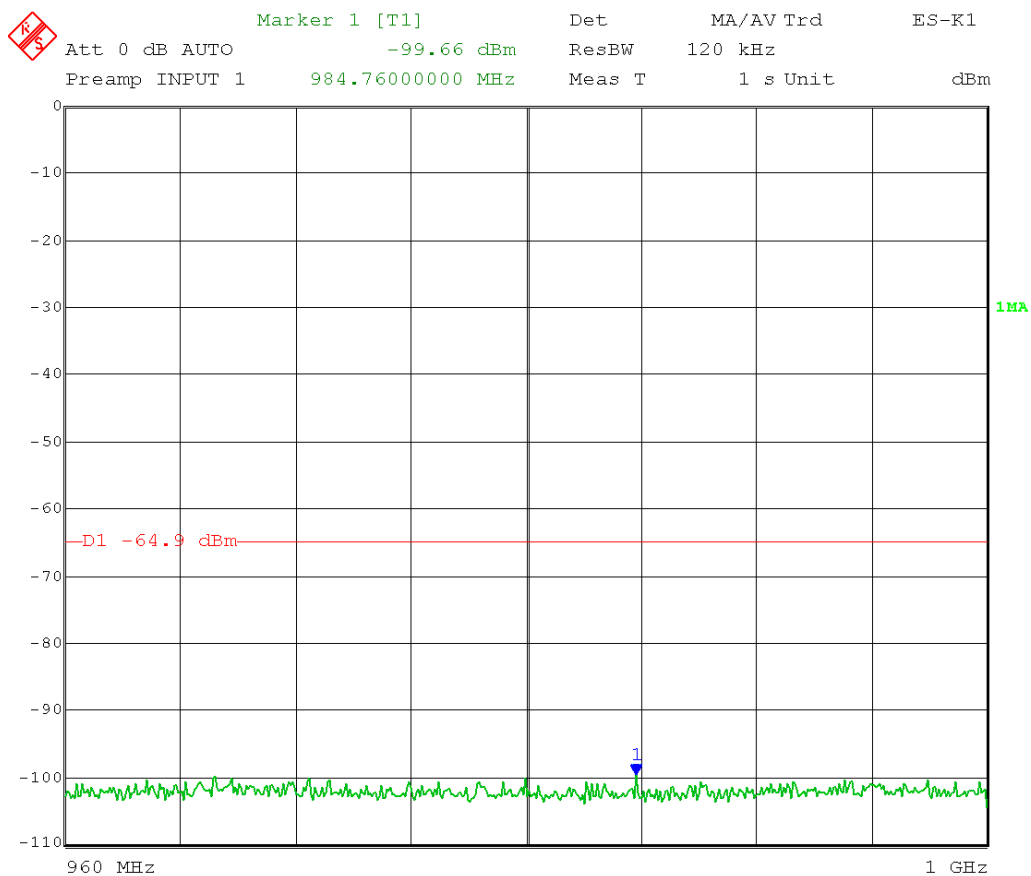
Date: 11.JUN.2014 09:28:06

Test Date: 06-11-2014  
Company: Cambium Networks  
EUT: ePMP 5.1 AP UNII  
Test: Maximum Unwanted Emission Levels - Conducted  
Operator: Craig B / Paul L  
Comment: Detector Bandwidth = 120 kHz  
Detector = Peak  
Low Channel Transmit = 5.190 GHz 40 MHz BW  
Output Power Setting: 8.0  
Channel 0  
Frequency Range: 960 MHz – 1000 MHz

Per 789033 D02 General UNII Test Procedures DR02-41759, section II.G.2.(c): “an out-of-band emission that complies with both the average and peak limits of 15.209 is not required to satisfy the -27 dBm/MHz or -17 dBm/MHz maximum emission limit.”

15.209 Limit 960-1000 MHz: 54 dB $\mu$ V/m @ 3 meters

RF conducted limit: 54 dB $\mu$ V/m -95.2 (3 meters) – 4.7 (ground plane) – 3dB (MIMO) – 16 dBi antenna gain = -64.9 dBm Quasi-Peak



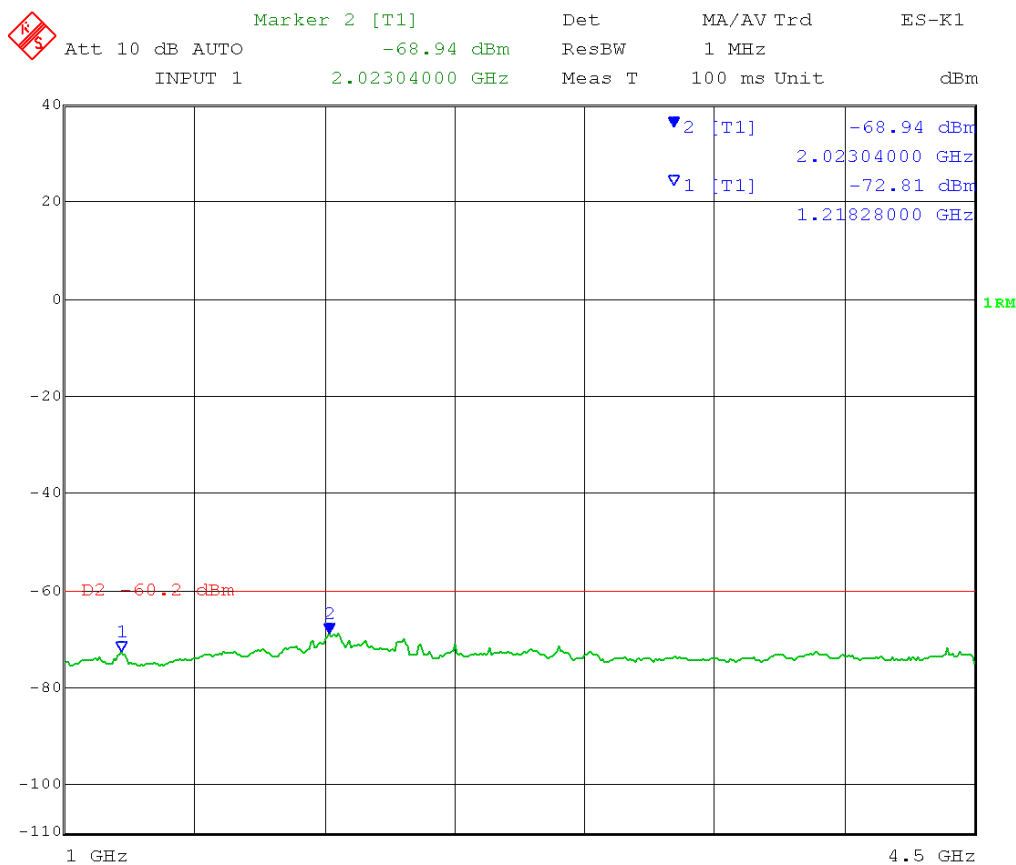
Date: 11.JUN.2014 09:29:10

Test Date: 06-11-2014  
 Company: Cambium Networks  
 EUT: ePMP 5.1 AP UNII  
 Test: Maximum Unwanted Emission Levels - Conducted  
 Operator: Craig B / Paul L  
 Comment: Detector Bandwidth = 1 MHz  
           Detector = RMS  
           Low Channel Transmit = 5.190 GHz                      40 MHz BW  
           Output Power Setting: 8.0  
           Channel 0  
           Frequency Range: 1 – 4.5 GHz

Per 789033 D02 General UNII Test Procedures DR02-41759, section II.G.2.(c): “an out-of-band emission that complies with both the average and peak limits of 15.209 is not required to satisfy the -27 dBm/MHz or -17 dBm/MHz maximum emission limit.”

15.209 Average limit: 54 dBμV/m @ 3 meters

RF conducted limit: 54 dBμV/m -95.2 (3 meters) – 3 dB (MIMO) – 16 dBi antenna gain  
 = -60.2 dBm Average



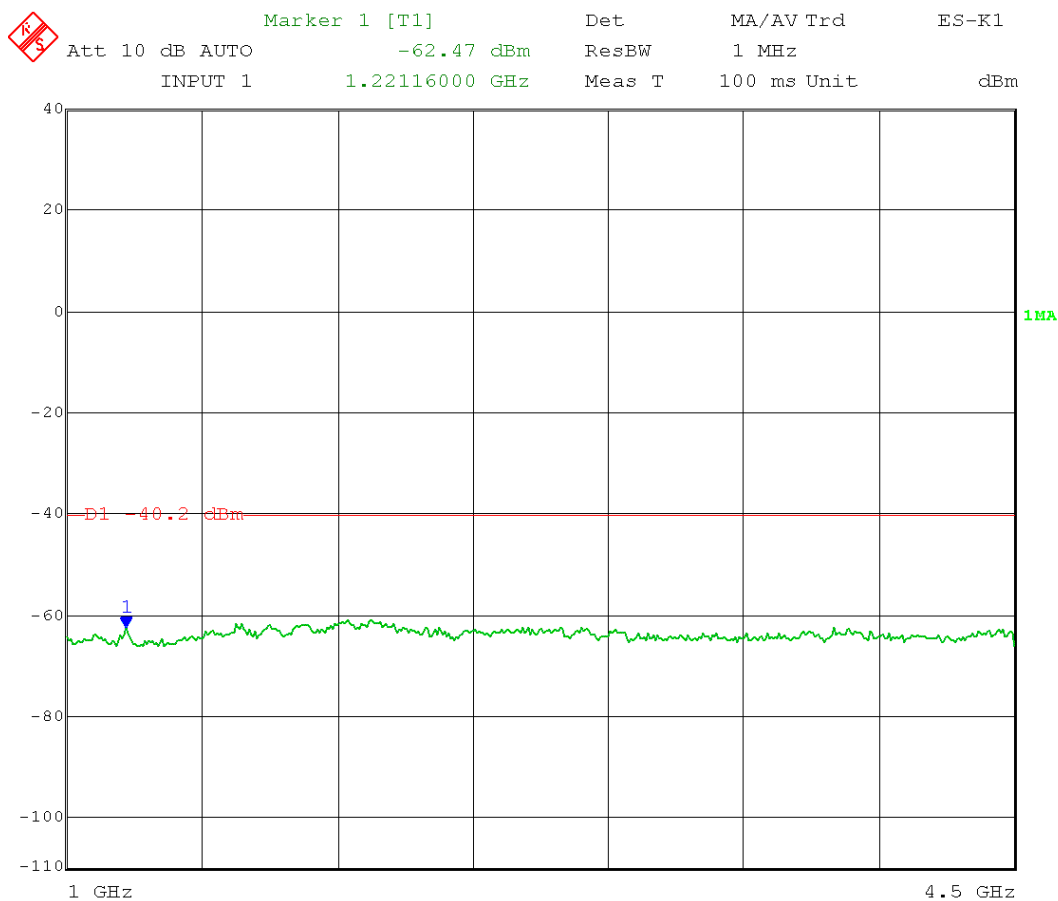
Date: 11.JUN.2014 13:04:47

Test Date: 06-11-2014  
Company: Cambium Networks  
EUT: ePMP 5.1 AP UNII  
Test: Maximum Unwanted Emission Levels - Conducted  
Operator: Craig B / Paul L  
Comment: Detector Bandwidth = 1 MHz  
Detector = Peak  
Low Channel Transmit = 5.190 GHz 40 MHz BW  
Output Power Setting: 8.0  
Channel 0  
Frequency Range: 1 – 4.5 GHz

Per 789033 D02 General UNII Test Procedures DR02-41759, section II.G.2.(c): “an out-of-band emission that complies with both the average and peak limits of 15.209 is not required to satisfy the -27 dBm/MHz or -17 dBm/MHz maximum emission limit.”

15.209 Peak limit: 74 dBμV/m @ 3 meters

RF conducted limit: 74 dBμV/m -95.2 (3 meters) – 3 dB (MIMO) – 16 dBi antenna gain  
= -40.2 dBm Peak



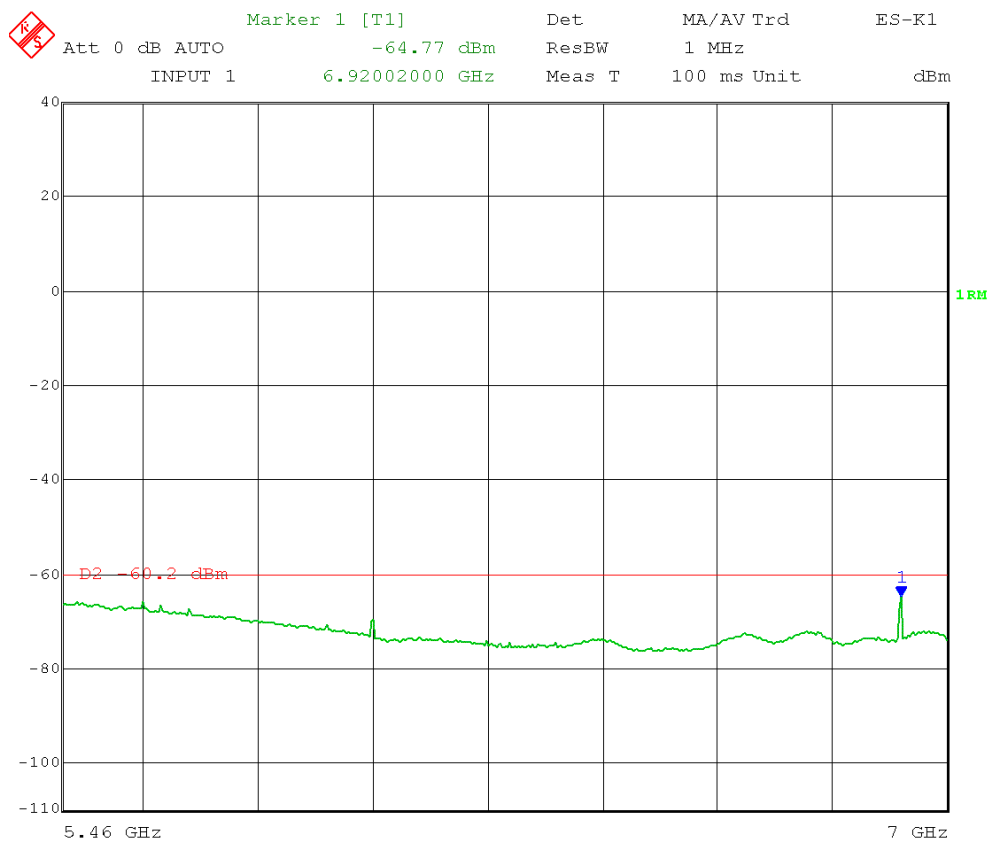
Date: 11.JUN.2014 13:07:37

Test Date: 06-11-2014  
Company: Cambium Networks  
EUT: ePMP 5.1 AP UNII  
Test: Maximum Unwanted Emission Levels - Conducted  
Operator: Craig B / Paul L  
Comment: Detector Bandwidth = 1 MHz  
Detector = RMS  
Low Channel Transmit = 5.190 GHz 40 MHz BW  
Output Power Setting: 8.0  
Channel 0  
Frequency Range: 5.46 – 7 GHz

Per 789033 D02 General UNII Test Procedures DR02-41759, section II.G.2.(c): “an out-of-band emission that complies with both the average and peak limits of 15.209 is not required to satisfy the -27 dBm/MHz or -17 dBm/MHz maximum emission limit.”

15.209 Average limit: 54 dB $\mu$ V/m @ 3 meters

RF conducted limit: 54 dB $\mu$ V/m -95.2 (3 meters) – 3 dB (MIMO) – 16 dBi antenna gain  
= -60.2 dBm Average



Date: 11.JUN.2014 13:10:11

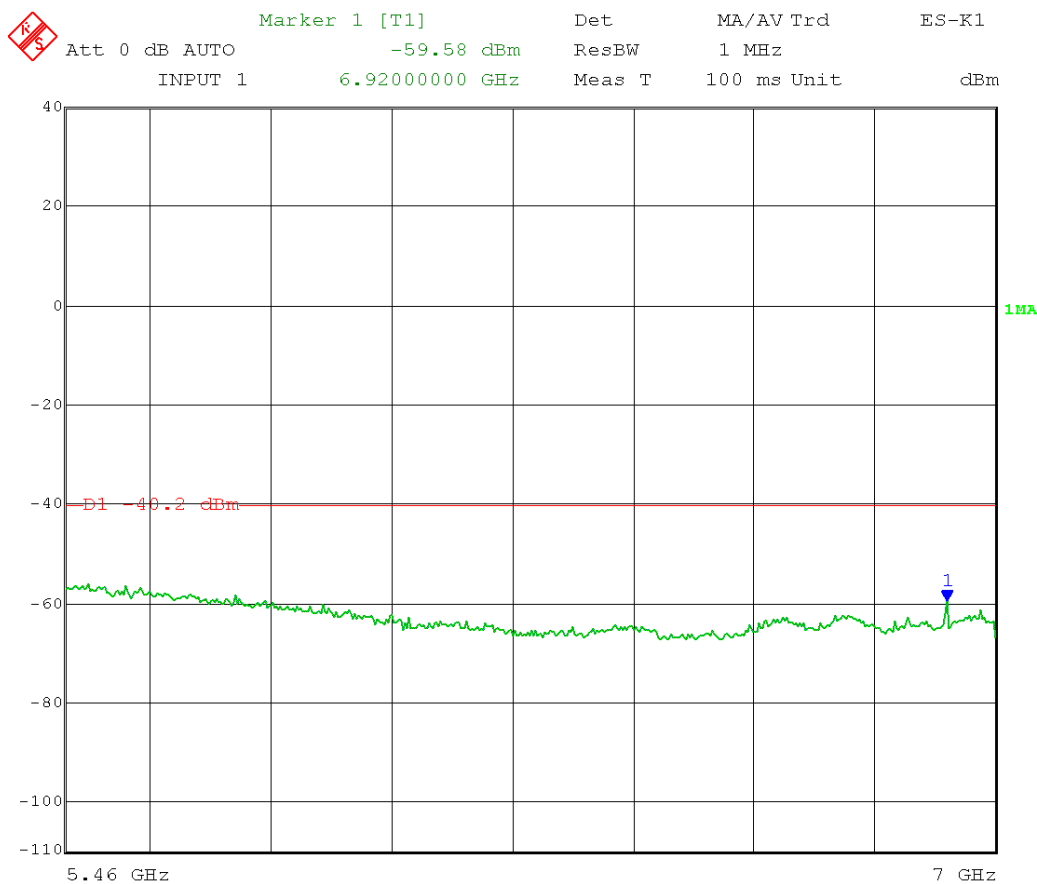


Test Date: 06-11-2014  
Company: Cambium Networks  
EUT: ePMP 5.1 AP UNII  
Test: Maximum Unwanted Emission Levels - Conducted  
Operator: Craig B / Paul L  
Comment: Detector Bandwidth = 1 MHz  
Detector = Peak  
Low Channel Transmit = 5.190 GHz 40 MHz BW  
Output Power Setting: 8.0  
Channel 0  
Frequency Range: 5.46 – 7 GHz

Per 789033 D02 General UNII Test Procedures DR02-41759, section II.G.2.(c): “an out-of-band emission that complies with both the average and peak limits of 15.209 is not required to satisfy the -27 dBm/MHz or -17 dBm/MHz maximum emission limit.”

15.209 Peak limit: 74 dBμV/m @ 3 meters

RF conducted limit: 74 dBμV/m -95.2 (3 meters) – 3 dB (MIMO) – 16 dBi antenna gain  
= -40.2 dBm Peak



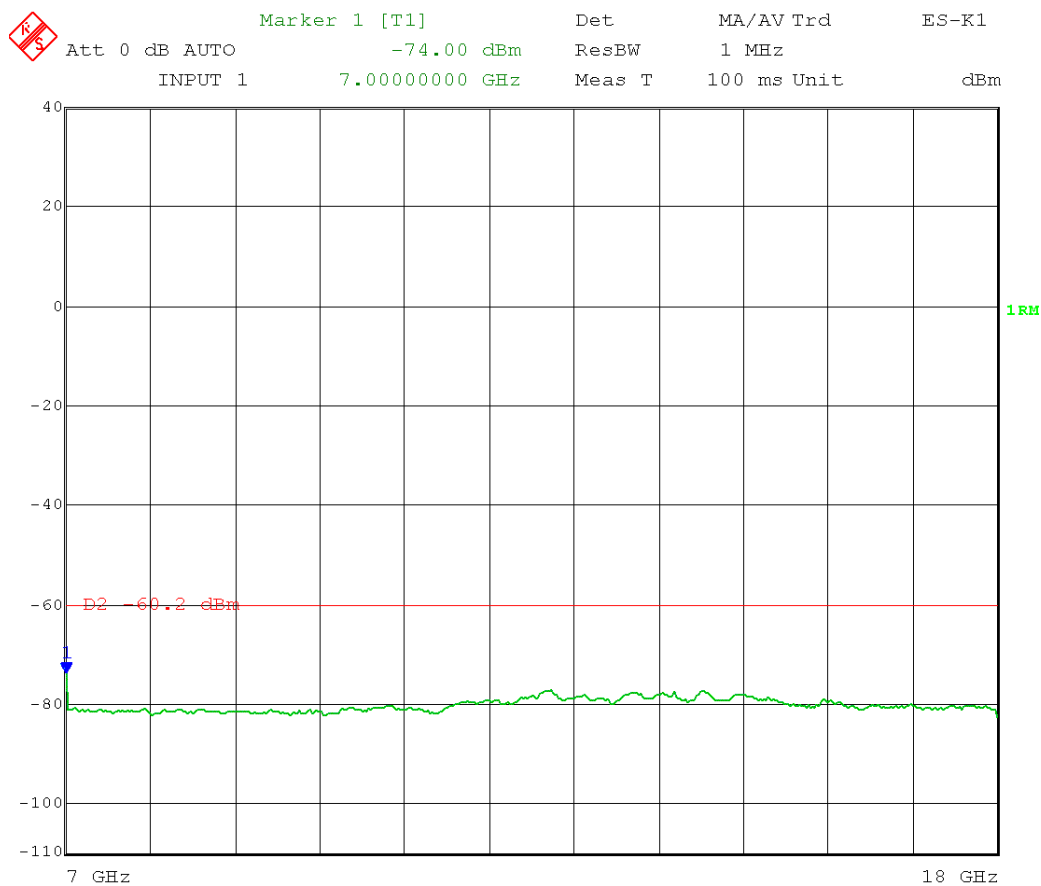
Date: 11.JUN.2014 13:10:59

Test Date: 06-11-2014  
Company: Cambium Networks  
EUT: ePMP 5.1 AP UNII  
Test: Maximum Unwanted Emission Levels - Conducted  
Operator: Craig B / Paul L  
Comment: Detector Bandwidth = 1 MHz  
Detector = RMS  
Low Channel Transmit = 5.190 GHz 40 MHz BW  
Output Power Setting: 8.0  
Channel 0  
Frequency Range: 7 – 18 GHz

Per 789033 D02 General UNII Test Procedures DR02-41759, section II.G.2.(c): “an out-of-band emission that complies with both the average and peak limits of 15.209 is not required to satisfy the -27 dBm/MHz or -17 dBm/MHz maximum emission limit.”

15.209 Average limit: 54 dB $\mu$ V/m @ 3 meters

RF conducted limit: 54 dB $\mu$ V/m -95.2 (3 meters) – 3 dB (MIMO) – 16 dBi antenna gain  
= -60.2 dBm Average



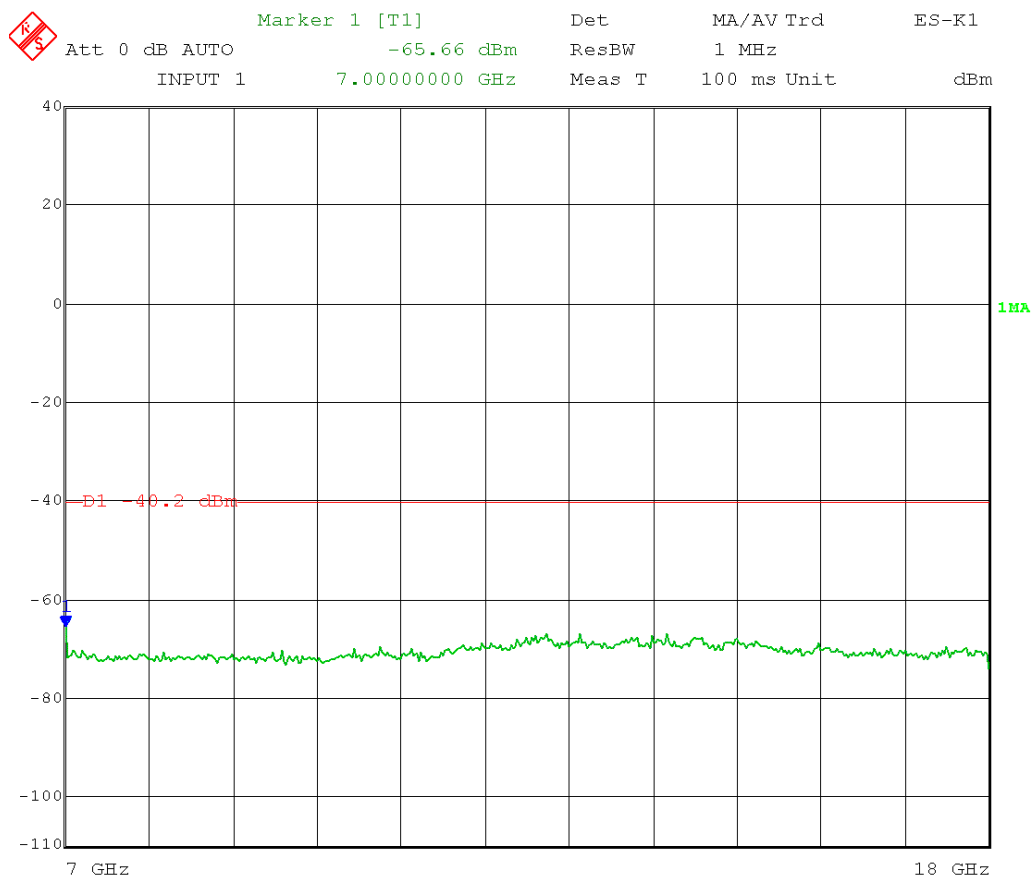
Date: 11.JUN.2014 13:30:48

Test Date: 06-11-2014  
Company: Cambium Networks  
EUT: ePMP 5.1 AP UNII  
Test: Maximum Unwanted Emission Levels - Conducted  
Operator: Craig B / Paul L  
Comment: Detector Bandwidth = 1 MHz  
Detector = Peak  
Low Channel Transmit = 5.190 GHz 40 MHz BW  
Output Power Setting: 8.0  
Channel 0  
Frequency Range: 7 – 18 GHz

Per 789033 D02 General UNII Test Procedures DR02-41759, section II.G.2.(c): “an out-of-band emission that complies with both the average and peak limits of 15.209 is not required to satisfy the -27 dBm/MHz or -17 dBm/MHz maximum emission limit.”

15.209 Peak limit: 74 dBμV/m @ 3 meters

RF conducted limit: 74 dBμV/m -95.2 (3 meters) – 3 dB (MIMO) – 16 dBi antenna gain  
= -40.2 dBm Peak



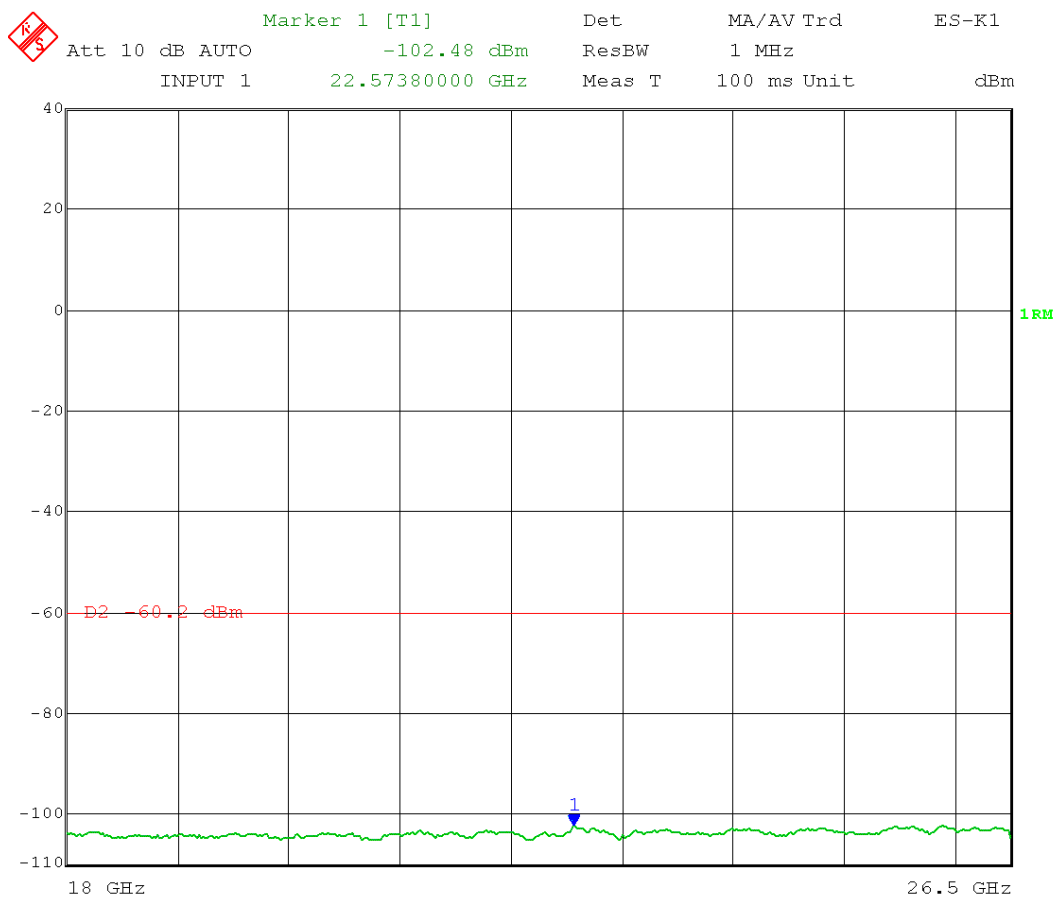
Date: 11.JUN.2014 13:32:25

Test Date: 06-12-2014  
Company: Cambium Networks  
EUT: ePMP 5.1 AP UNII  
Test: Maximum Unwanted Emission Levels - Conducted  
Operator: Craig B / Paul L  
Comment: Detector Bandwidth = 1 MHz  
Detector = RMS  
Low Channel Transmit = 5.190 GHz 40 MHz BW  
Output Power Setting: 8.0  
Channel 0  
Frequency Range: 18 – 26.5 GHz

Per 789033 D02 General UNII Test Procedures DR02-41759, section II.G.2.(c): “an out-of-band emission that complies with both the average and peak limits of 15.209 is not required to satisfy the -27 dBm/MHz or -17 dBm/MHz maximum emission limit.”

15.209 Average limit: 54 dBμV/m @ 3 meters

RF conducted limit: 54 dBμV/m -95.2 (3 meters) – 3 dB (MIMO) – 16 dBi antenna gain  
= -60.2 dBm Average



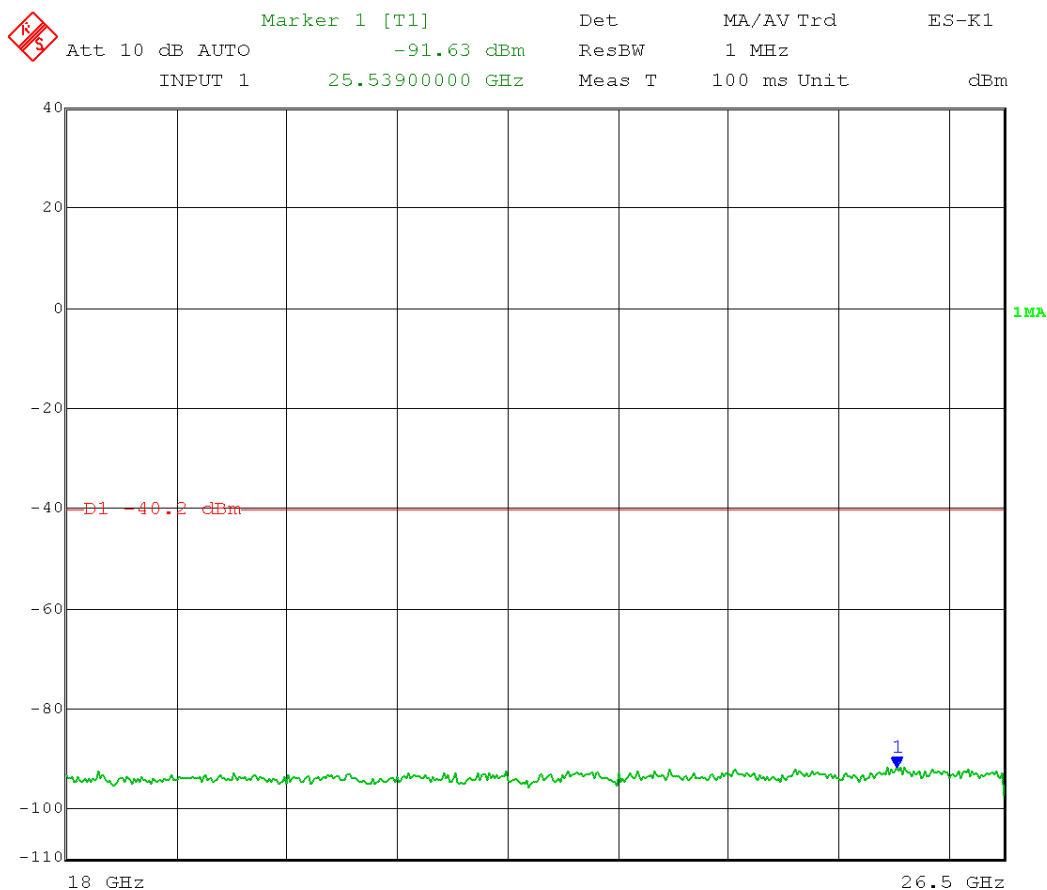
Date: 12.JUN.2014 15:06:05

Test Date: 06-12-2014  
Company: Cambium Networks  
EUT: ePMP 5.1 AP UNII  
Test: Maximum Unwanted Emission Levels - Conducted  
Operator: Craig B / Paul L  
Comment: Detector Bandwidth = 1 MHz  
Detector = Peak  
Low Channel Transmit = 5.190 GHz 40 MHz BW  
Output Power Setting: 8.0  
Channel 0  
Frequency Range: 18 – 26.5 GHz

Per 789033 D02 General UNII Test Procedures DR02-41759, section II.G.2.(c): “an out-of-band emission that complies with both the average and peak limits of 15.209 is not required to satisfy the -27 dBm/MHz or -17 dBm/MHz maximum emission limit.”

15.209 Peak limit: 74 dBμV/m @ 3 meters

RF conducted limit: 74 dBμV/m -95.2 (3 meters) – 3 dB (MIMO) – 16 dBi antenna gain  
= -40.2 dBm Peak



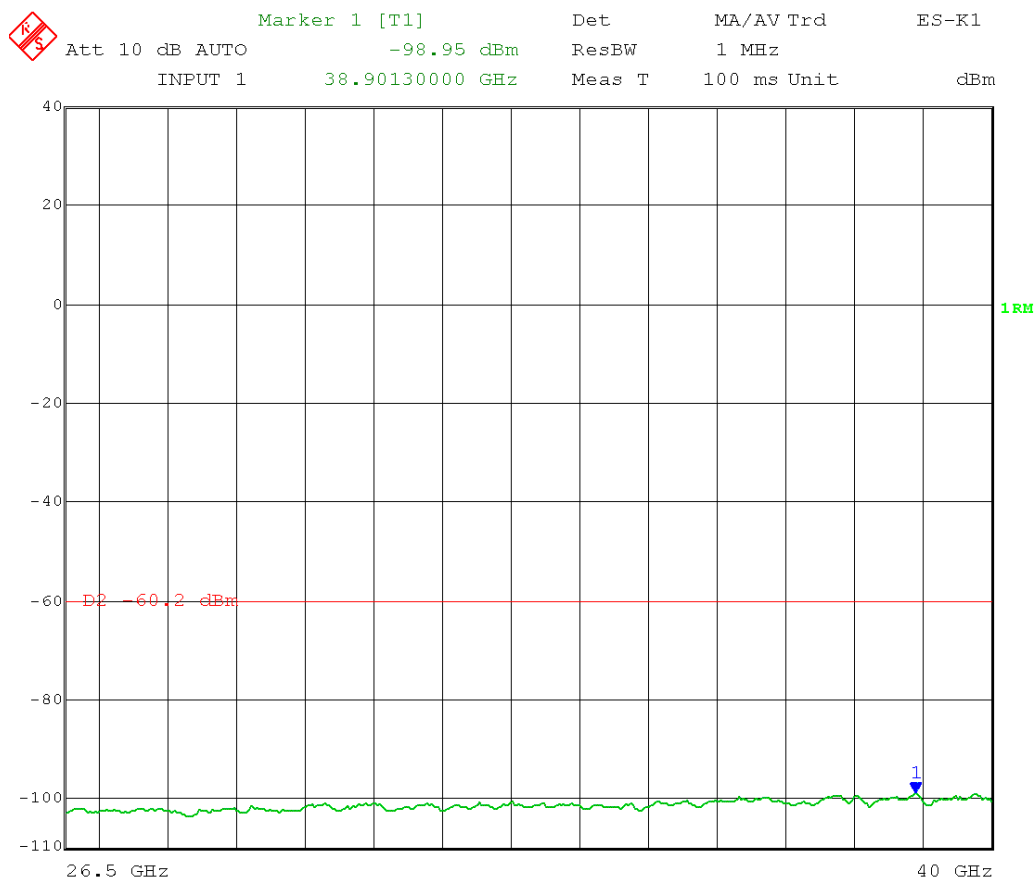
Date: 12.JUN.2014 15:07:20

Test Date: 06-12-2014  
Company: Cambium Networks  
EUT: ePMP 5.1 AP UNII  
Test: Maximum Unwanted Emission Levels - Conducted  
Operator: Craig B / Paul L  
Comment: Detector Bandwidth = 1 MHz  
Detector = RMS  
Low Channel Transmit = 5.190 GHz 40 MHz BW  
Output Power Setting: 8.0  
Channel 0  
Frequency Range: 26.5 – 40 GHz

Per 789033 D02 General UNII Test Procedures DR02-41759, section II.G.2.(c): “an out-of-band emission that complies with both the average and peak limits of 15.209 is not required to satisfy the -27 dBm/MHz or -17 dBm/MHz maximum emission limit.”

15.209 Average limit: 54 dB $\mu$ V/m @ 3 meters

RF conducted limit: 54 dB $\mu$ V/m -95.2 (3 meters) – 3 dB (MIMO) – 16 dBi antenna gain  
= -60.2 dBm Average



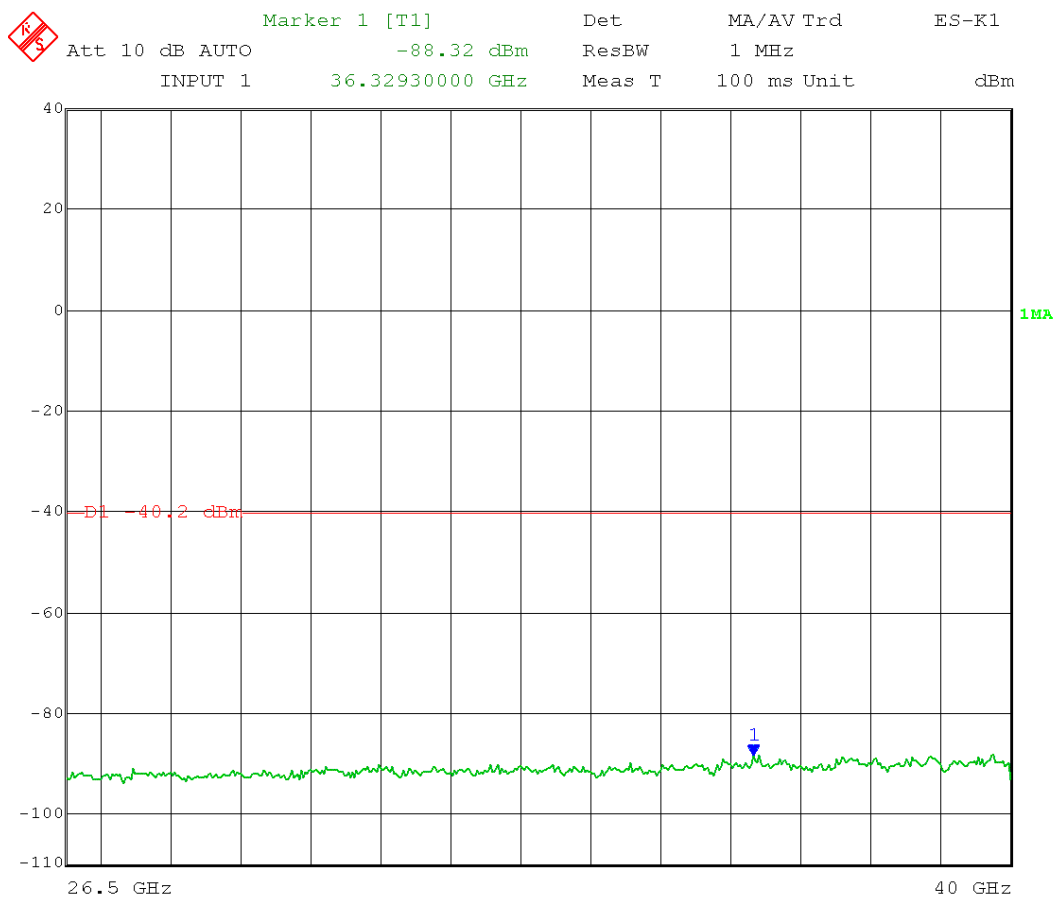
Date: 12.JUN.2014 15:09:31

Test Date: 06-12-2014  
Company: Cambium Networks  
EUT: ePMP 5.1 AP UNII  
Test: Maximum Unwanted Emission Levels - Conducted  
Operator: Craig B / Paul L  
Comment: Detector Bandwidth = 1 MHz  
Detector = Peak  
Low Channel Transmit = 5.190 GHz 40 MHz BW  
Output Power Setting: 8.0  
Channel 0  
Frequency Range: 26.5 – 40 GHz

Per 789033 D02 General UNII Test Procedures DR02-41759, section II.G.2.(c): “an out-of-band emission that complies with both the average and peak limits of 15.209 is not required to satisfy the -27 dBm/MHz or -17 dBm/MHz maximum emission limit.”

15.209 Peak limit: 74 dB $\mu$ V/m @ 3 meters

RF conducted limit: 74 dB $\mu$ V/m -95.2 (3 meters) – 3 dB (MIMO) – 16 dBi antenna gain  
= -40.2 dBm Peak



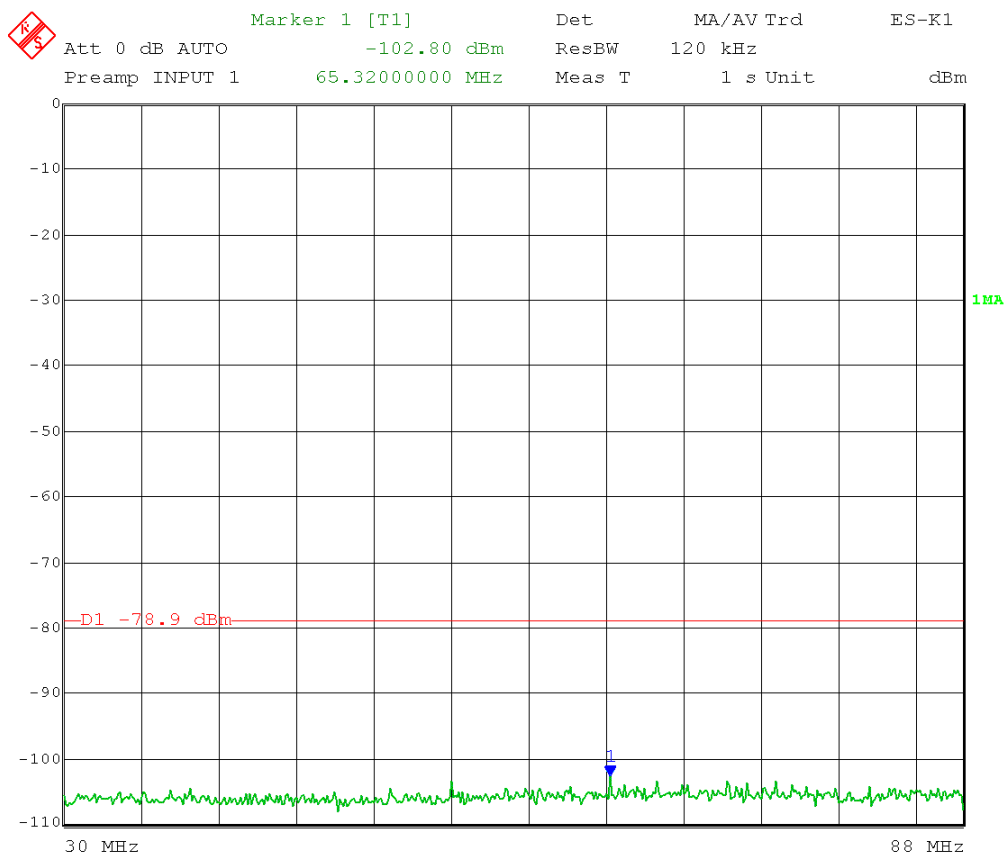
Date: 12.JUN.2014 15:10:53

Test Date: 06-11-2014  
Company: Cambium Networks  
EUT: ePMP 5.1 AP UNII  
Test: Maximum Unwanted Emission Levels - Conducted  
Operator: Craig B / Paul L  
Comment: Detector Bandwidth = 120 kHz  
Detector = Peak  
Mid Channel Transmit = 5.200 GHz 40 MHz BW  
Output Power Setting: 12.0  
Channel 0  
Frequency Range 30 MHz – 88 MHz

Per 789033 D02 General UNII Test Procedures DR02-41759, section II.G.2.(c): “an out-of-band emission that complies with both the average and peak limits of 15.209 is not required to satisfy the -27 dBm/MHz or -17 dBm/MHz maximum emission limit.”

15.209 Limit 30-88 MHz: 40 dBμV/m @ 3 meters

RF conducted limit: 40 dBμV/m -95.2 (3 meters) – 4.7 (ground plane) – 3dB (MIMO) – 16 dBi antenna gain = -78.9 dBm Quasi-Peak



Date: 11.JUN.2014 09:31:40

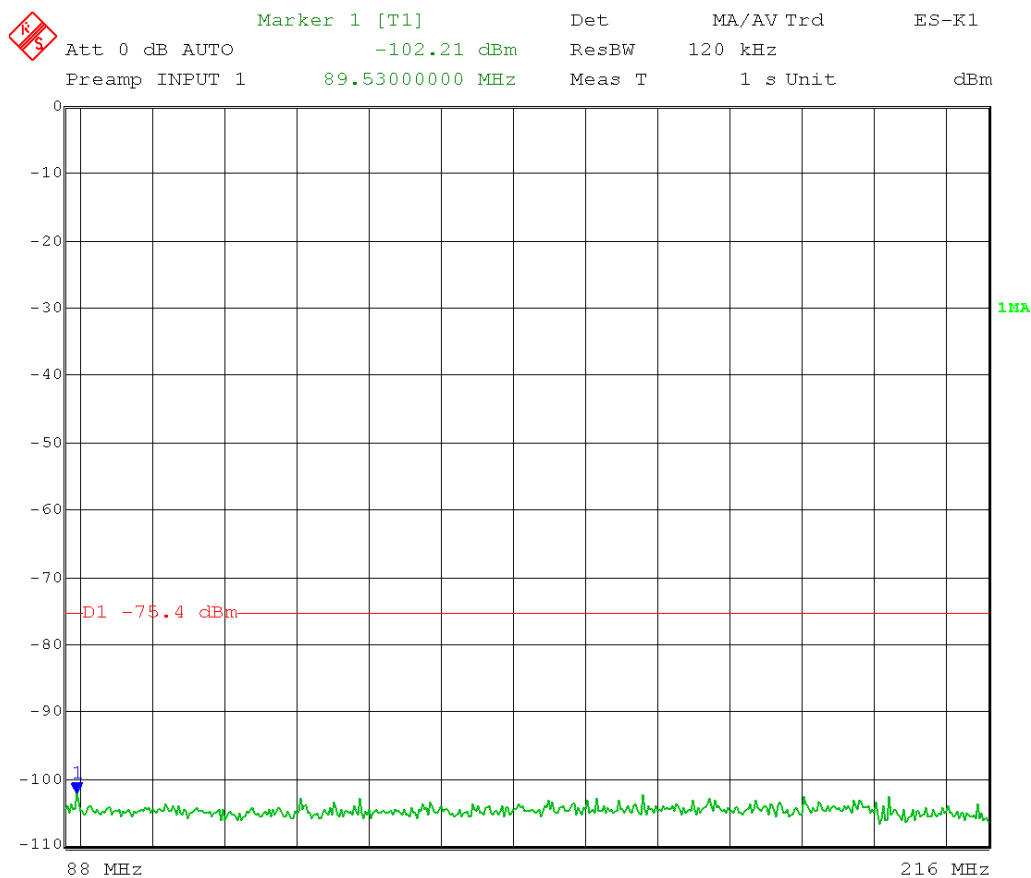


Test Date: 06-11-2014  
Company: Cambium Networks  
EUT: ePMP 5.1 AP UNII  
Test: Maximum Unwanted Emission Levels - Conducted  
Operator: Craig B / Paul L  
Comment: Detector Bandwidth = 120 kHz  
Detector = Peak  
Mid Channel Transmit = 5.200 GHz 40 MHz BW  
Output Power Setting: 12.0  
Channel 0  
Frequency Range: 88 MHz – 216 MHz

Per 789033 D02 General UNII Test Procedures DR02-41759, section II.G.2.(c): “an out-of-band emission that complies with both the average and peak limits of 15.209 is not required to satisfy the -27 dBm/MHz or -17 dBm/MHz maximum emission limit.”

15.209 Limit 88-216 MHz: 43.5 dB $\mu$ V/m @ 3 meters

RF conducted limit: 43.5 dB $\mu$ V/m -95.2 (3 meters) – 4.7 (ground plane) – 3dB (MIMO) – 16 dBi antenna gain = -75.4 dBm Quasi-Peak



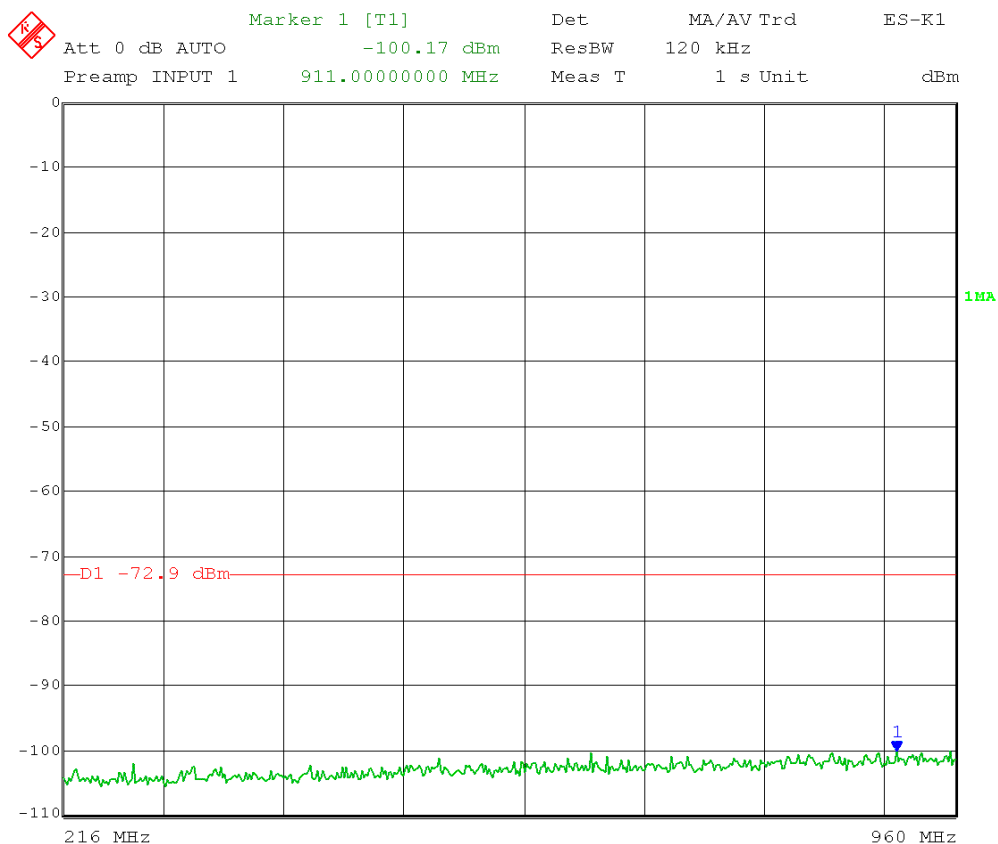
Date: 11.JUN.2014 09:33:08

Test Date: 06-11-2014  
Company: Cambium Networks  
EUT: ePMP 5.1 AP UNII  
Test: Maximum Unwanted Emission Levels - Conducted  
Operator: Craig B / Paul L  
Comment: Detector Bandwidth = 120 kHz  
Detector = Peak  
Mid Channel Transmit = 5.200 GHz 40 MHz BW  
Output Power Setting: 12.0  
Channel 0  
Frequency Range: 216 MHz – 960 MHz

Per 789033 D02 General UNII Test Procedures DR02-41759, section II.G.2.(c): “an out-of-band emission that complies with both the average and peak limits of 15.209 is not required to satisfy the -27 dBm/MHz or -17 dBm/MHz maximum emission limit.”

15.209 Limit 216-960 MHz: 46 dBμV/m @ 3 meters

RF conducted limit: 46 dBμV/m -95.2 (3 meters) – 4.7 (ground plane) – 3dB (MIMO) – 16 dBi antenna gain = -72.9 dBm Quasi-Peak



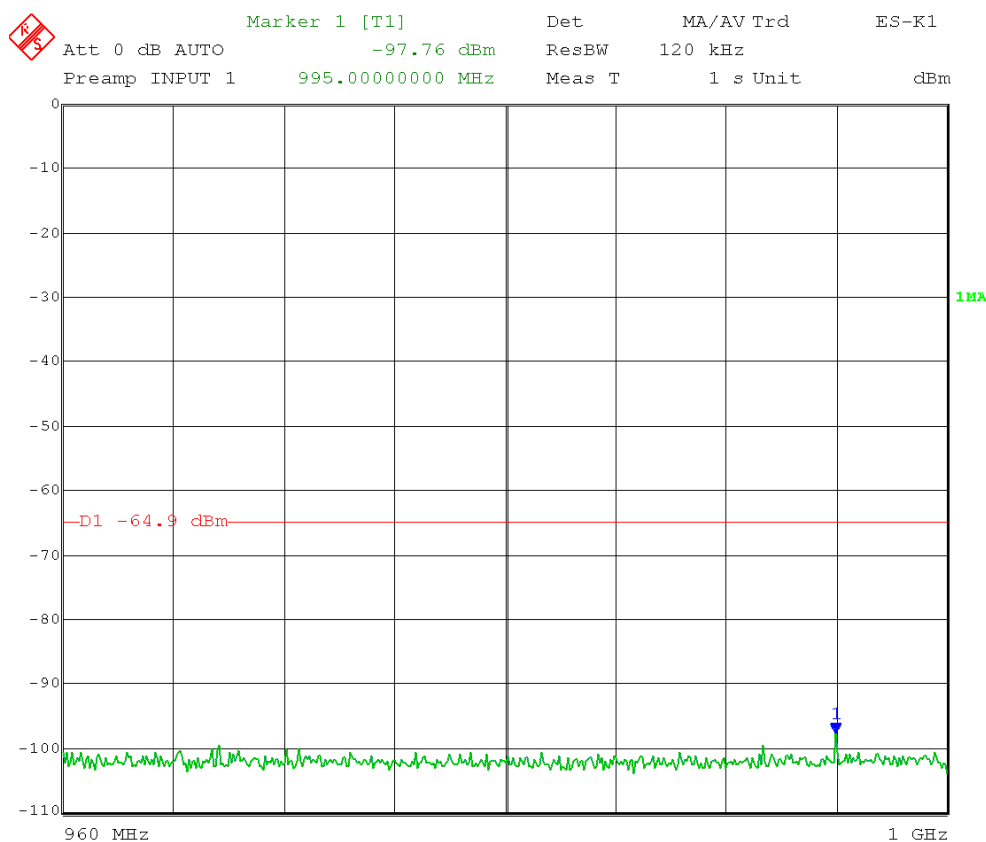
Date: 11.JUN.2014 09:34:48

Test Date: 06-11-2014  
Company: Cambium Networks  
EUT: ePMP 5.1 AP UNII  
Test: Maximum Unwanted Emission Levels - Conducted  
Operator: Craig B / Paul L  
Comment: Detector Bandwidth = 120 kHz  
Detector = Peak  
Mid Channel Transmit = 5.200 GHz 40 MHz BW  
Output Power Setting: 12.0  
Channel 0  
Frequency Range: 960 MHz – 1000 MHz

Per 789033 D02 General UNII Test Procedures DR02-41759, section II.G.2.(c): “an out-of-band emission that complies with both the average and peak limits of 15.209 is not required to satisfy the -27 dBm/MHz or -17 dBm/MHz maximum emission limit.”

15.209 Limit 960-1000 MHz: 54 dB $\mu$ V/m @ 3 meters

RF conducted limit: 54 dB $\mu$ V/m -95.2 (3 meters) – 4.7 (ground plane) – 3dB (MIMO) – 16 dBi antenna gain = -64.9 dBm Quasi-Peak



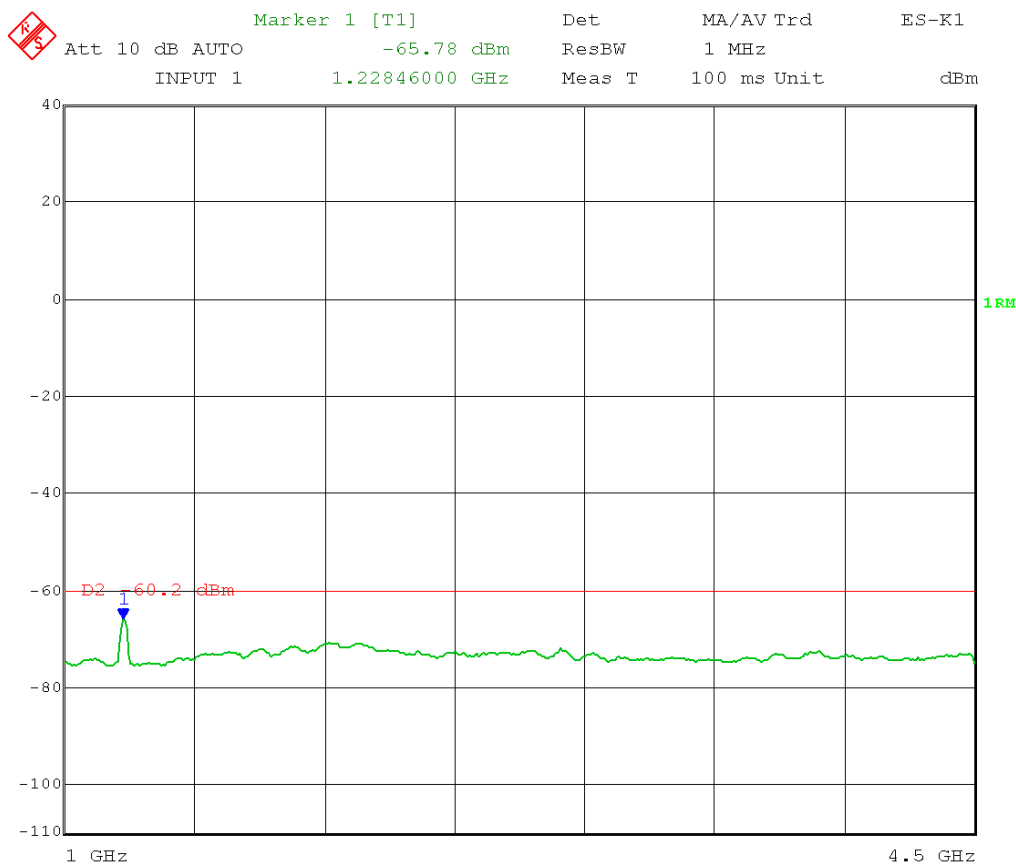
Date: 11.JUN.2014 09:36:33

Test Date: 06-11-2014  
Company: Cambium Networks  
EUT: ePMP 5.1 AP UNII  
Test: Maximum Unwanted Emission Levels - Conducted  
Operator: Craig B / Paul L  
Comment: Detector Bandwidth = 1 MHz  
Detector = RMS  
Mid Channel Transmit = 5.200 GHz 40 MHz BW  
Output Power Setting: 12.0  
Channel 0  
Frequency Range: 1 – 4.5 GHz

Per 789033 D02 General UNII Test Procedures DR02-41759, section II.G.2.(c): “an out-of-band emission that complies with both the average and peak limits of 15.209 is not required to satisfy the -27 dBm/MHz or -17 dBm/MHz maximum emission limit.”

15.209 Average limit: 54 dB $\mu$ V/m @ 3 meters

RF conducted limit: 54 dB $\mu$ V/m -95.2 (3 meters) – 3 dB (MIMO) – 16 dBi antenna gain  
= -60.2 dBm Average



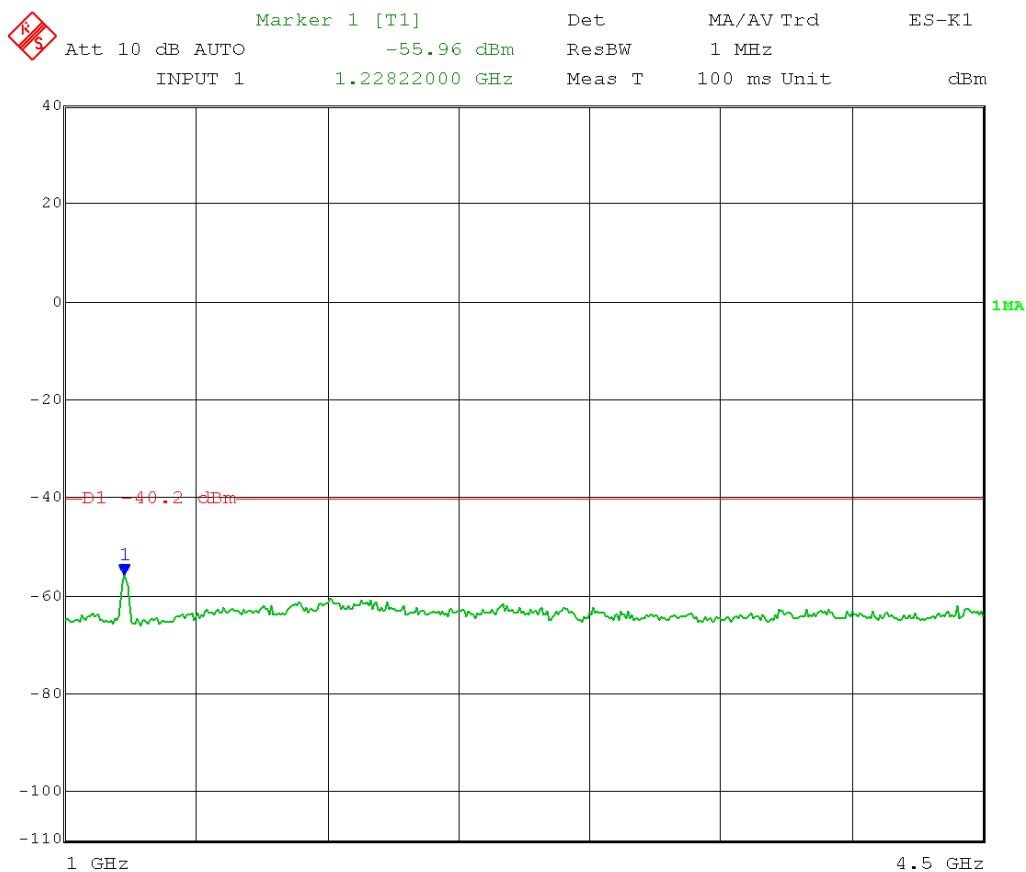
Date: 11.JUN.2014 12:56:27

Test Date: 06-11-2014  
Company: Cambium Networks  
EUT: ePMP 5.1 AP UNII  
Test: Maximum Unwanted Emission Levels - Conducted  
Operator: Craig B / Paul L  
Comment: Detector Bandwidth = 1 MHz  
Detector = Peak  
Mid Channel Transmit = 5.200 GHz 40 MHz BW  
Output Power Setting: 12.0  
Channel 0  
Frequency Range: 1 – 4.5 GHz

Per 789033 D02 General UNII Test Procedures DR02-41759, section II.G.2.(c): “an out-of-band emission that complies with both the average and peak limits of 15.209 is not required to satisfy the -27 dBm/MHz or -17 dBm/MHz maximum emission limit.”

15.209 Peak limit: 74 dBμV/m @ 3 meters

RF conducted limit: 74 dBμV/m -95.2 (3 meters) – 3 dB (MIMO) – 16 dBi antenna gain  
= -40.2 dBm Peak



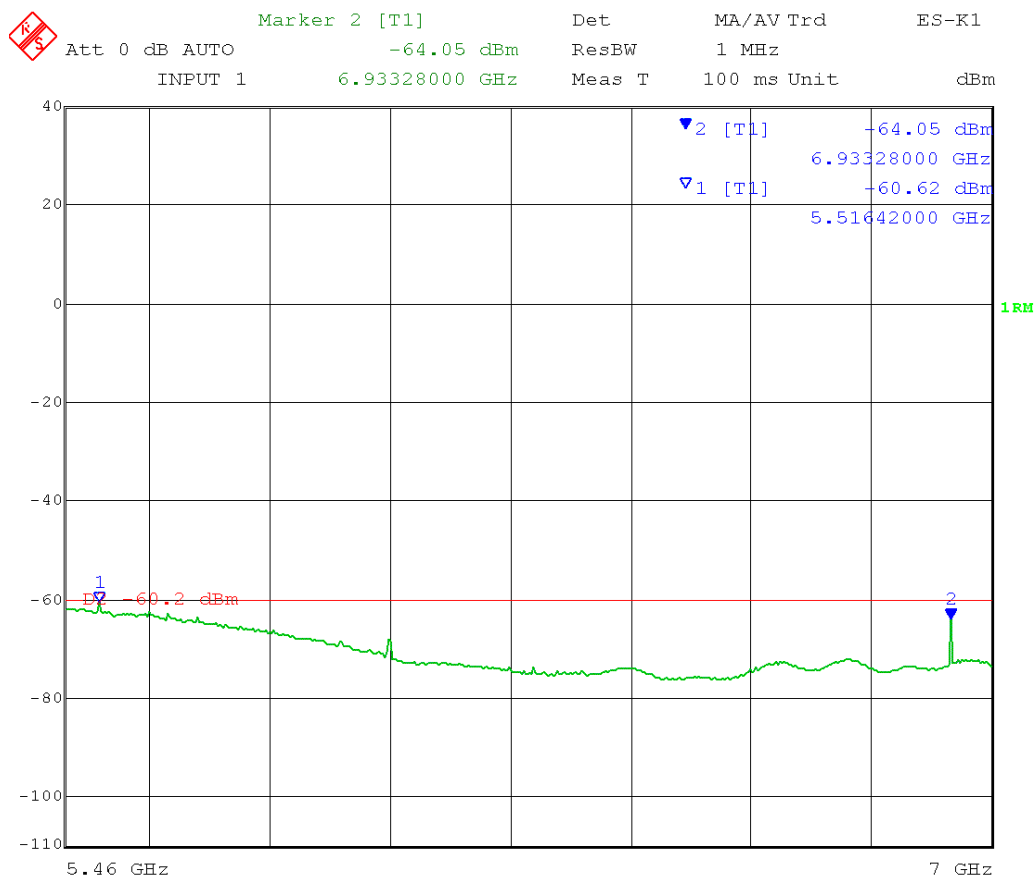
Date: 11.JUN.2014 12:58:20

Test Date: 06-11-2014  
Company: Cambium Networks  
EUT: ePMP 5.1 AP UNII  
Test: Maximum Unwanted Emission Levels - Conducted  
Operator: Craig B / Paul L  
Comment: Detector Bandwidth = 1 MHz  
Detector = RMS  
Mid Channel Transmit = 5.200 GHz 40 MHz BW  
Output Power Setting: 12.0  
Channel 0  
Frequency Range: 5.46 – 7 GHz

Per 789033 D02 General UNII Test Procedures DR02-41759, section II.G.2.(c): “an out-of-band emission that complies with both the average and peak limits of 15.209 is not required to satisfy the -27 dBm/MHz or -17 dBm/MHz maximum emission limit.”

15.209 Average limit: 54 dBμV/m @ 3 meters

RF conducted limit: 54 dBμV/m -95.2 (3 meters) – 3 dB (MIMO) – 16 dBi antenna gain  
= -60.2 dBm Average



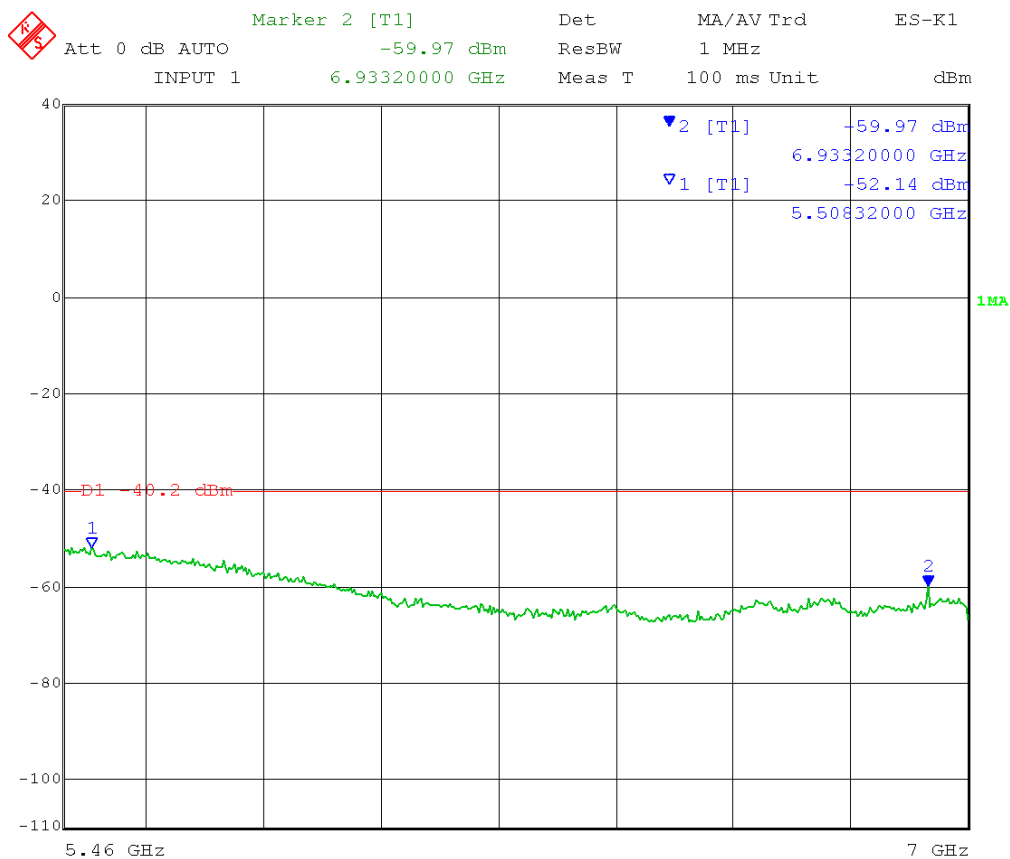
Date: 11.JUN.2014 13:13:02

Test Date: 06-11-2014  
Company: Cambium Networks  
EUT: ePMP 5.1 AP UNII  
Test: Maximum Unwanted Emission Levels - Conducted  
Operator: Craig B / Paul L  
Comment: Detector Bandwidth = 1 MHz  
Detector = Peak  
Mid Channel Transmit = 5.200 GHz 40 MHz BW  
Output Power Setting: 12.0  
Channel 0  
Frequency Range: 5.46 – 7 GHz

Per 789033 D02 General UNII Test Procedures DR02-41759, section II.G.2.(c): “an out-of-band emission that complies with both the average and peak limits of 15.209 is not required to satisfy the -27 dBm/MHz or -17 dBm/MHz maximum emission limit.”

15.209 Peak limit: 74 dBμV/m @ 3 meters

RF conducted limit: 74 dBμV/m -95.2 (3 meters) – 3 dB (MIMO) – 16 dBi antenna gain  
= -40.2 dBm Peak



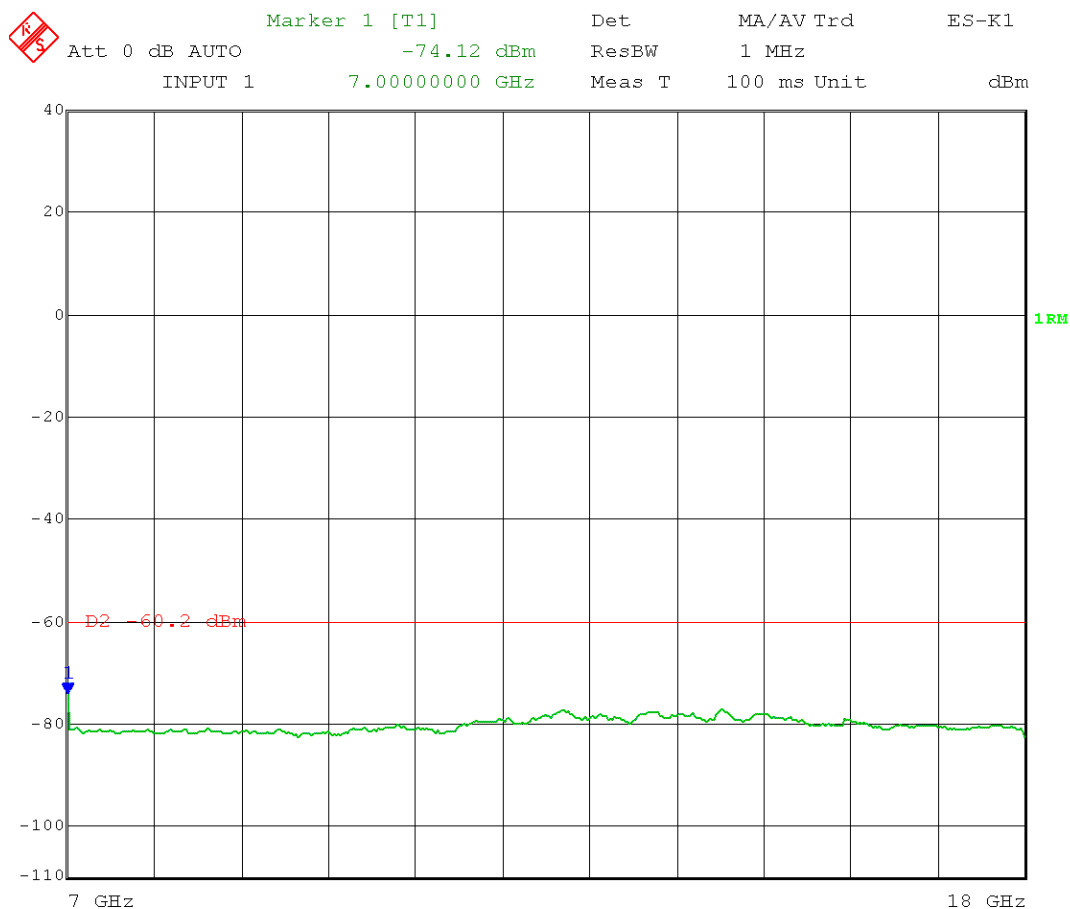
Date: 11.JUN.2014 13:14:09

Test Date: 06-11-2014  
Company: Cambium Networks  
EUT: ePMP 5.1 AP UNII  
Test: Maximum Unwanted Emission Levels - Conducted  
Operator: Craig B / Paul L  
Comment: Detector Bandwidth = 1 MHz  
Detector = RMS  
Mid Channel Transmit = 5.200 GHz 40 MHz BW  
Output Power Setting: 12.0  
Channel 0  
Frequency Range: 7 – 18 GHz

Per 789033 D02 General UNII Test Procedures DR02-41759, section II.G.2.(c): “an out-of-band emission that complies with both the average and peak limits of 15.209 is not required to satisfy the -27 dBm/MHz or -17 dBm/MHz maximum emission limit.”

15.209 Average limit: 54 dB $\mu$ V/m @ 3 meters

RF conducted limit: 54 dB $\mu$ V/m -95.2 (3 meters) – 3 dB (MIMO) – 16 dBi antenna gain  
= -60.2 dBm Average



Date: 11.JUN.2014 13:25:56

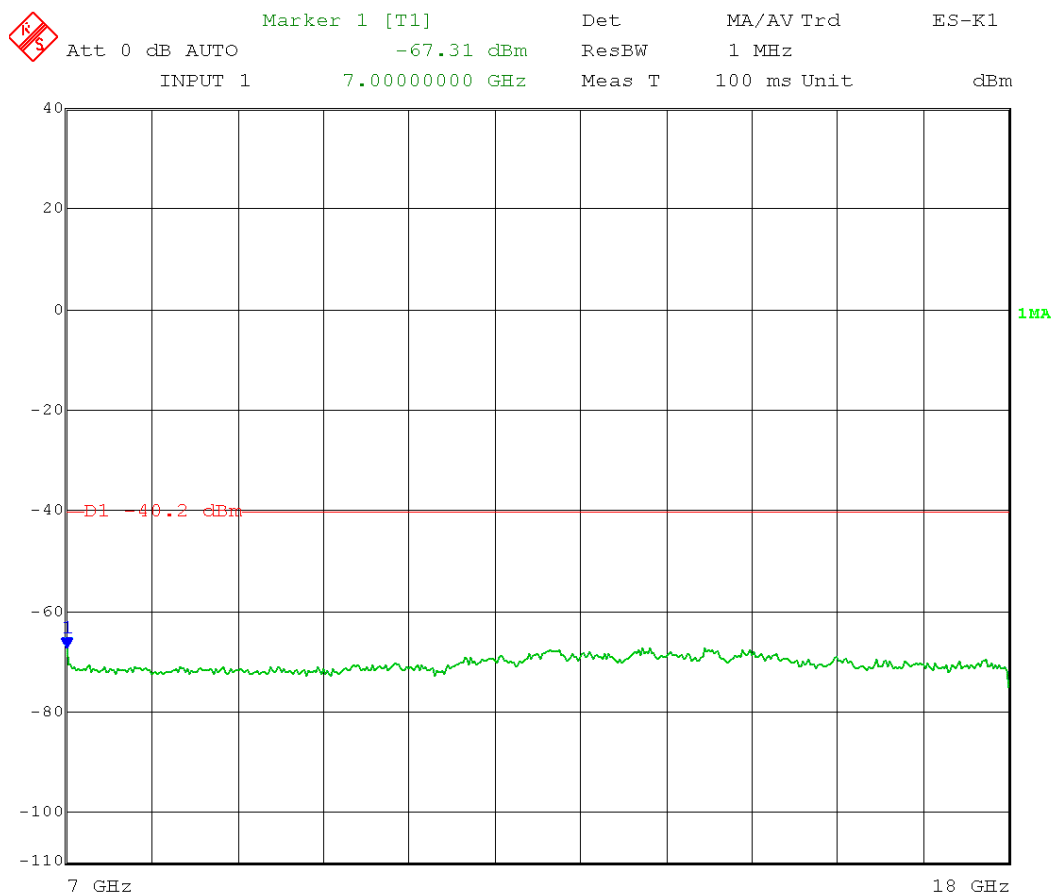


Test Date: 06-11-2014  
Company: Cambium Networks  
EUT: ePMP 5.1 AP UNII  
Test: Maximum Unwanted Emission Levels - Conducted  
Operator: Craig B / Paul L  
Comment: Detector Bandwidth = 1 MHz  
Detector = Peak  
Mid Channel Transmit = 5.200 GHz 40 MHz BW  
Output Power Setting: 12.0  
Channel 0  
Frequency Range: 7 – 18 GHz

Per 789033 D02 General UNII Test Procedures DR02-41759, section II.G.2.(c): “an out-of-band emission that complies with both the average and peak limits of 15.209 is not required to satisfy the -27 dBm/MHz or -17 dBm/MHz maximum emission limit.”

15.209 Peak limit: 74 dBμV/m @ 3 meters

RF conducted limit: 74 dBμV/m -95.2 (3 meters) – 3 dB (MIMO) – 16 dBi antenna gain  
= -40.2 dBm Peak



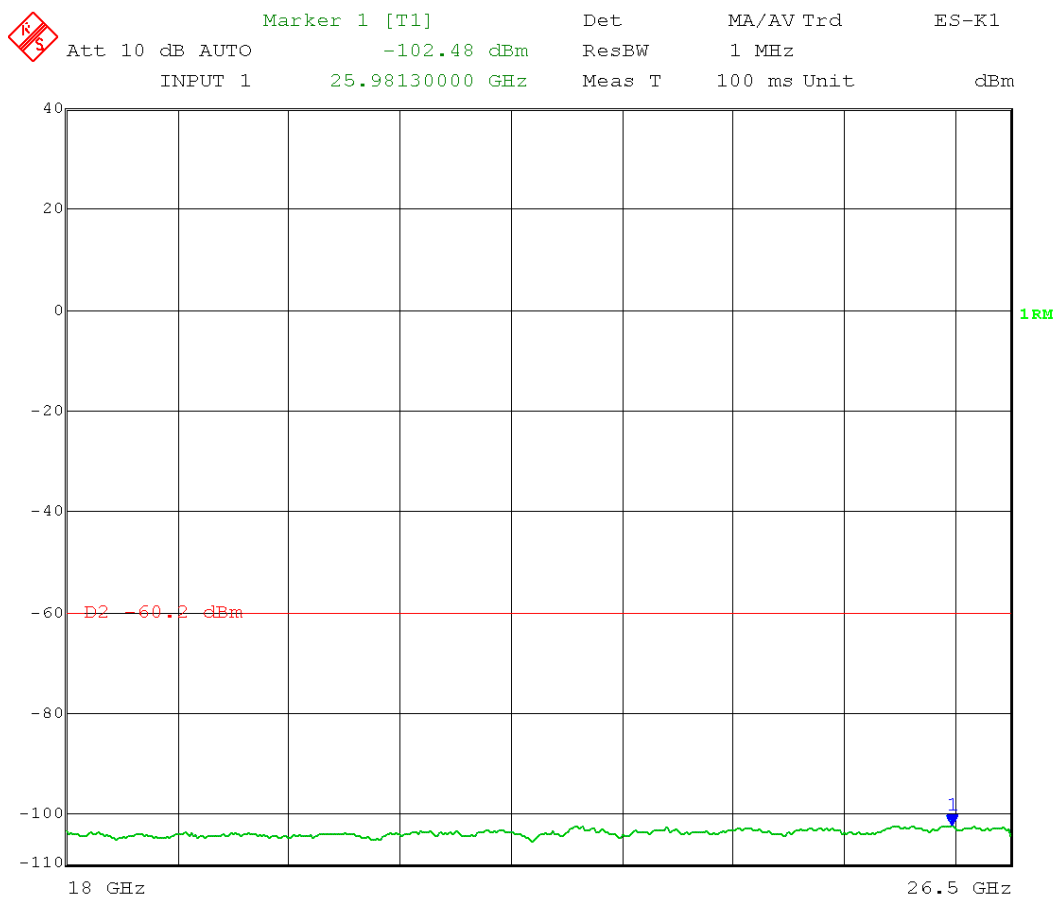
Date: 11.JUN.2014 13:27:33

Test Date: 06-12-2014  
Company: Cambium Networks  
EUT: ePMP 5.1 AP UNII  
Test: Maximum Unwanted Emission Levels - Conducted  
Operator: Craig B / Paul L  
Comment: Detector Bandwidth = 1 MHz  
Detector = RMS  
Mid Channel Transmit = 5.200 GHz 40 MHz BW  
Output Power Setting: 12.0  
Channel 0  
Frequency Range: 18 – 26.5 GHz

Per 789033 D02 General UNII Test Procedures DR02-41759, section II.G.2.(c): “an out-of-band emission that complies with both the average and peak limits of 15.209 is not required to satisfy the -27 dBm/MHz or -17 dBm/MHz maximum emission limit.”

15.209 Average limit: 54 dBμV/m @ 3 meters

RF conducted limit: 54 dBμV/m -95.2 (3 meters) – 3 dB (MIMO) – 16 dBi antenna gain  
= -60.2 dBm Average



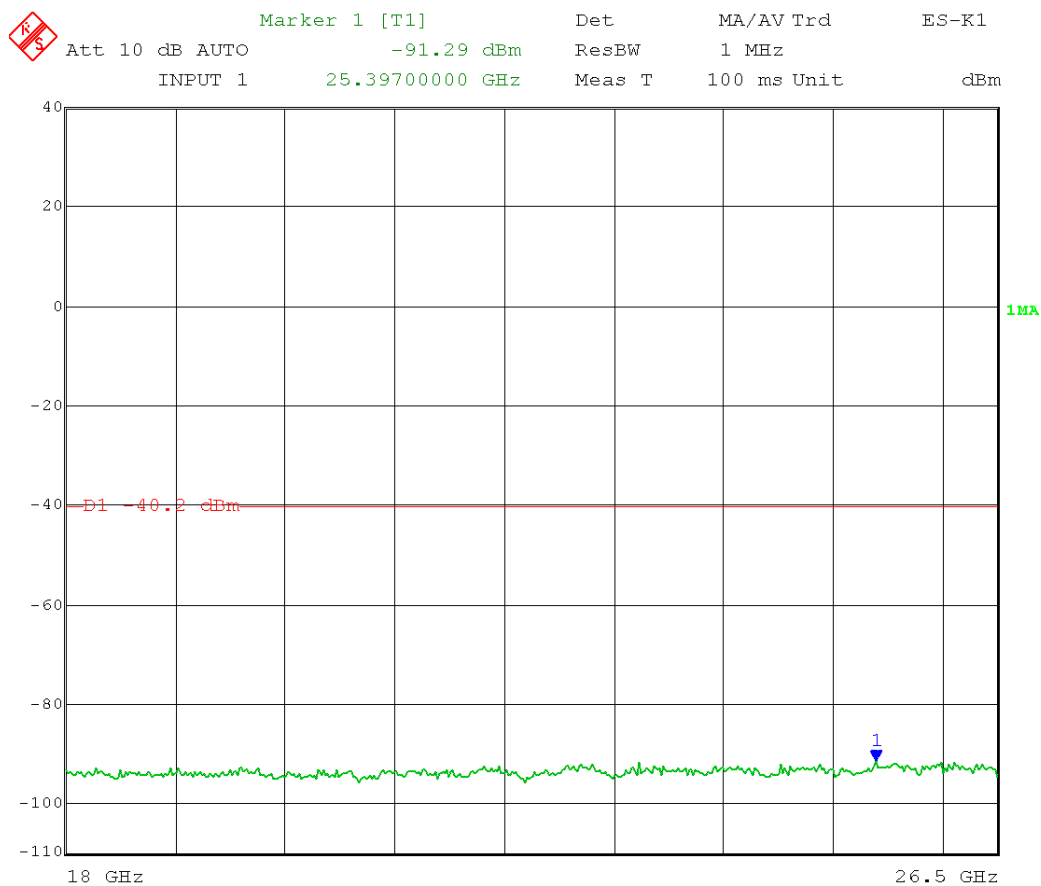
Date: 12.JUN.2014 15:02:14

Test Date: 06-12-2014  
Company: Cambium Networks  
EUT: ePMP 5.1 AP UNII  
Test: Maximum Unwanted Emission Levels - Conducted  
Operator: Craig B / Paul L  
Comment: Detector Bandwidth = 1 MHz  
Detector = Peak  
Mid Channel Transmit = 5.200 GHz 40 MHz BW  
Output Power Setting: 12.0  
Channel 0  
Frequency Range: 18 – 26.5 GHz

Per 789033 D02 General UNII Test Procedures DR02-41759, section II.G.2.(c): “an out-of-band emission that complies with both the average and peak limits of 15.209 is not required to satisfy the -27 dBm/MHz or -17 dBm/MHz maximum emission limit.”

15.209 Peak limit: 74 dBμV/m @ 3 meters

RF conducted limit: 74 dBμV/m -95.2 (3 meters) – 3 dB (MIMO) – 16 dBi antenna gain  
= -40.2 dBm Peak



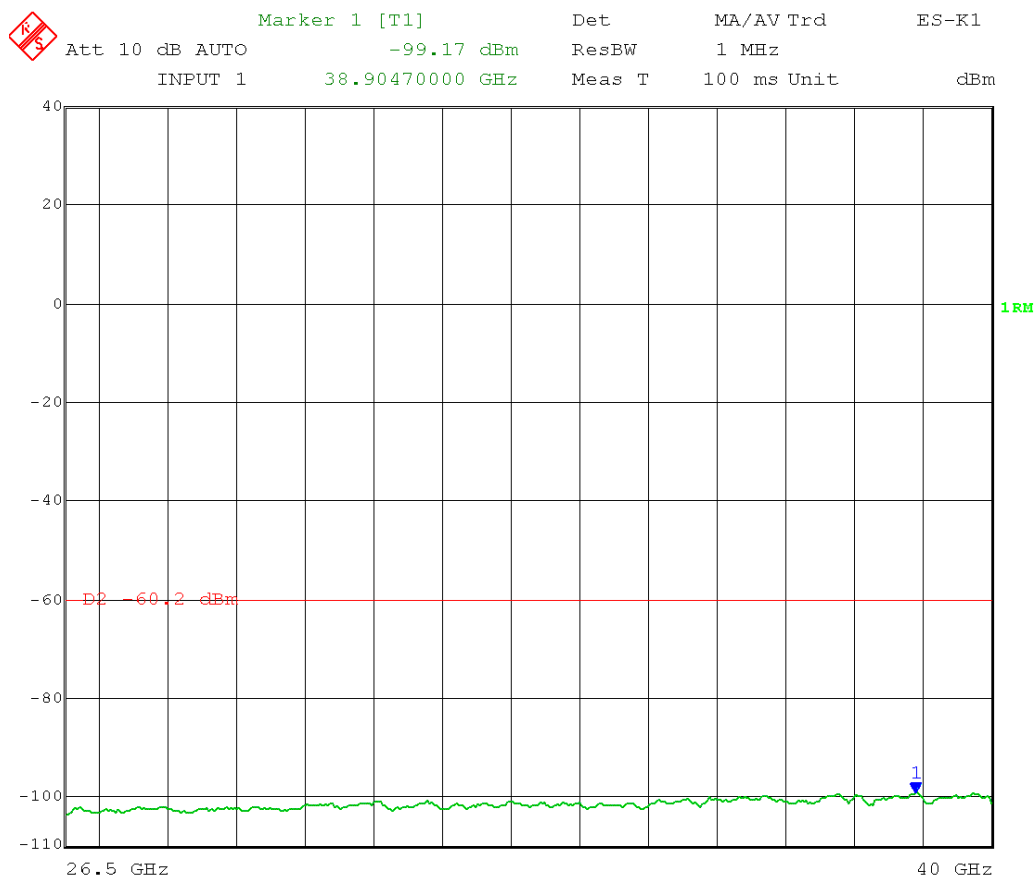
Date: 12.JUN.2014 15:03:21

Test Date: 06-12-2014  
Company: Cambium Networks  
EUT: ePMP 5.1 AP UNII  
Test: Maximum Unwanted Emission Levels - Conducted  
Operator: Craig B / Paul L  
Comment: Detector Bandwidth = 1 MHz  
Detector = RMS  
Mid Channel Transmit = 5.200 GHz 40 MHz BW  
Output Power Setting: 12.0  
Channel 0  
Frequency Range: 26.5 – 40 GHz

Per 789033 D02 General UNII Test Procedures DR02-41759, section II.G.2.(c): “an out-of-band emission that complies with both the average and peak limits of 15.209 is not required to satisfy the -27 dBm/MHz or -17 dBm/MHz maximum emission limit.”

15.209 Average limit: 54 dBμV/m @ 3 meters

RF conducted limit: 54 dBμV/m -95.2 (3 meters) – 3 dB (MIMO) – 16 dBi antenna gain  
= -60.2 dBm Average



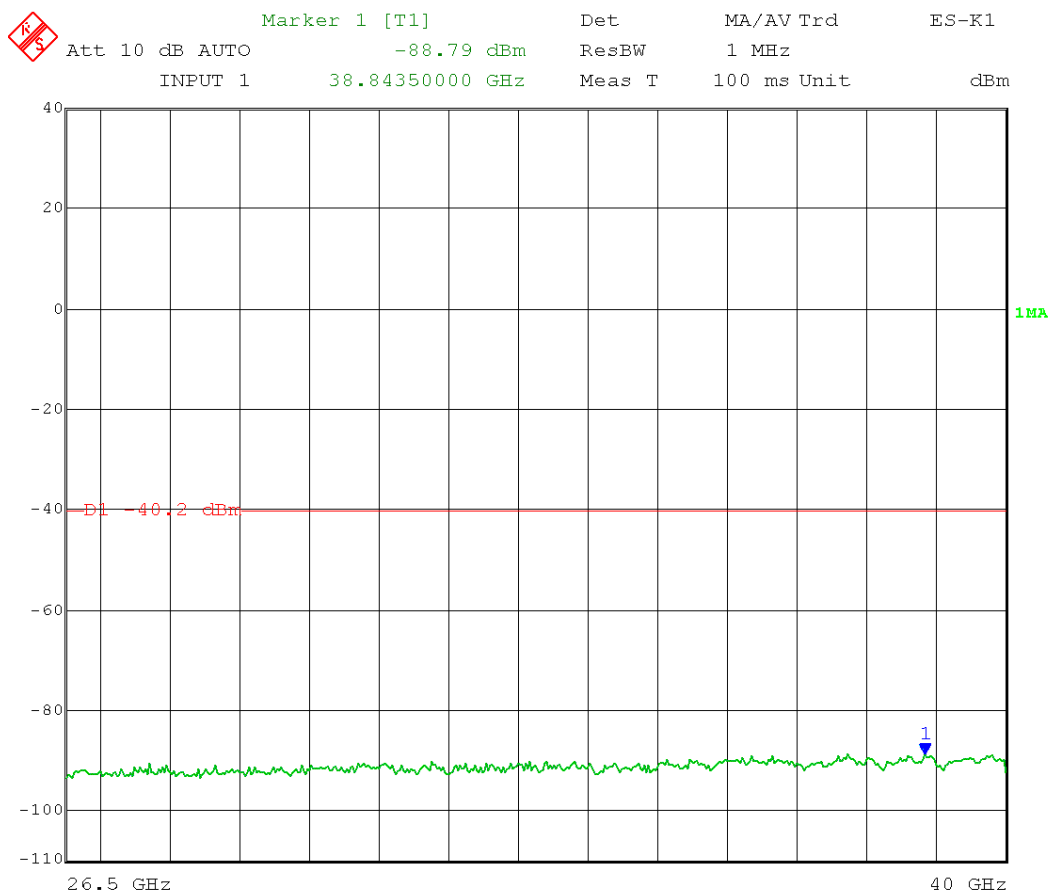
Date: 12.JUN.2014 15:13:40

Test Date: 06-12-2014  
Company: Cambium Networks  
EUT: ePMP 5.1 AP UNII  
Test: Maximum Unwanted Emission Levels - Conducted  
Operator: Craig B / Paul L  
Comment: Detector Bandwidth = 1 MHz  
Detector = Peak  
Mid Channel Transmit = 5.200 GHz 40 MHz BW  
Output Power Setting: 12.0  
Channel 0  
Frequency Range: 26.5 – 40 GHz

Per 789033 D02 General UNII Test Procedures DR02-41759, section II.G.2.(c): “an out-of-band emission that complies with both the average and peak limits of 15.209 is not required to satisfy the -27 dBm/MHz or -17 dBm/MHz maximum emission limit.”

15.209 Peak limit: 74 dBμV/m @ 3 meters

RF conducted limit: 74 dBμV/m -95.2 (3 meters) – 3 dB (MIMO) – 16 dBi antenna gain  
= -40.2 dBm Peak



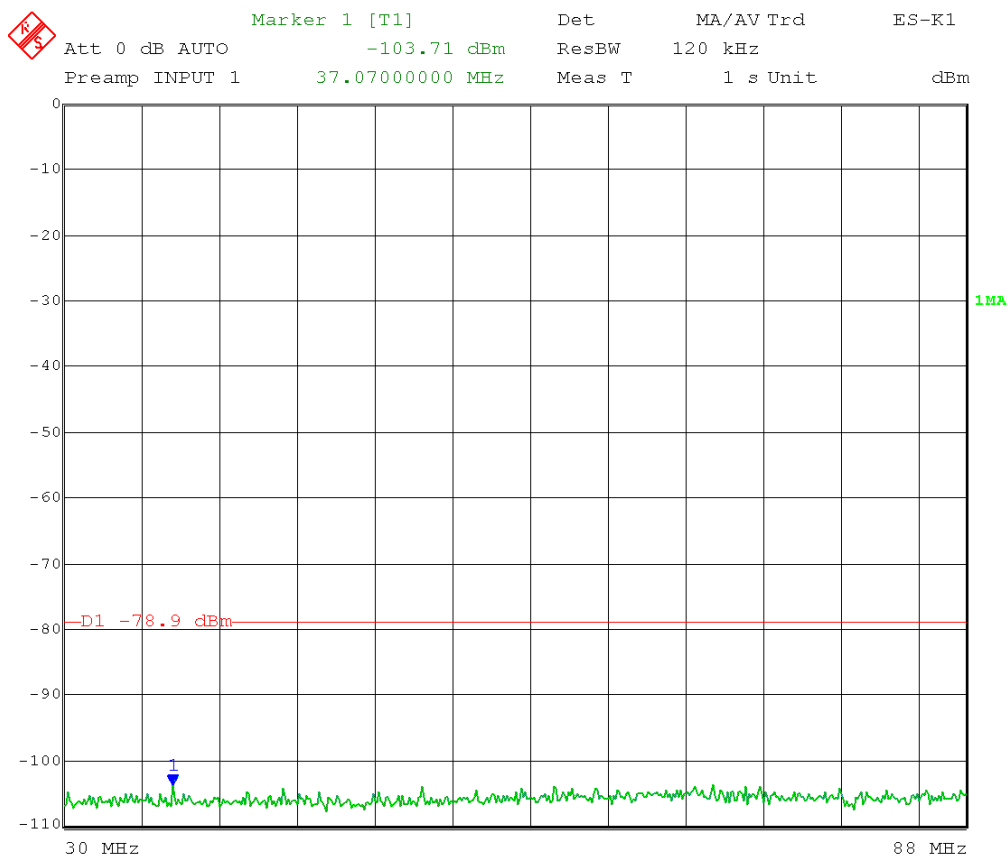
Date: 12.JUN.2014 15:15:11

Test Date: 06-11-2014  
Company: Cambium Networks  
EUT: ePMP 5.1 AP UNII  
Test: Maximum Unwanted Emission Levels - Conducted  
Operator: Craig B / Paul L  
Comment: Detector Bandwidth = 120 kHz  
Detector = Peak  
High Channel Transmit = 5.230 GHz 40 MHz BW  
Output Power Setting: 13.5  
Channel 0  
Frequency Range 30 MHz – 88 MHz

Per 789033 D02 General UNII Test Procedures DR02-41759, section II.G.2.(c): “an out-of-band emission that complies with both the average and peak limits of 15.209 is not required to satisfy the -27 dBm/MHz or -17 dBm/MHz maximum emission limit.”

15.209 Limit 30-88 MHz: 40 dBμV/m @ 3 meters

RF conducted limit: 40 dBμV/m -95.2 (3 meters) – 4.7 (ground plane) – 3dB (MIMO) – 16 dBi antenna gain = -78.9 dBm Quasi-Peak



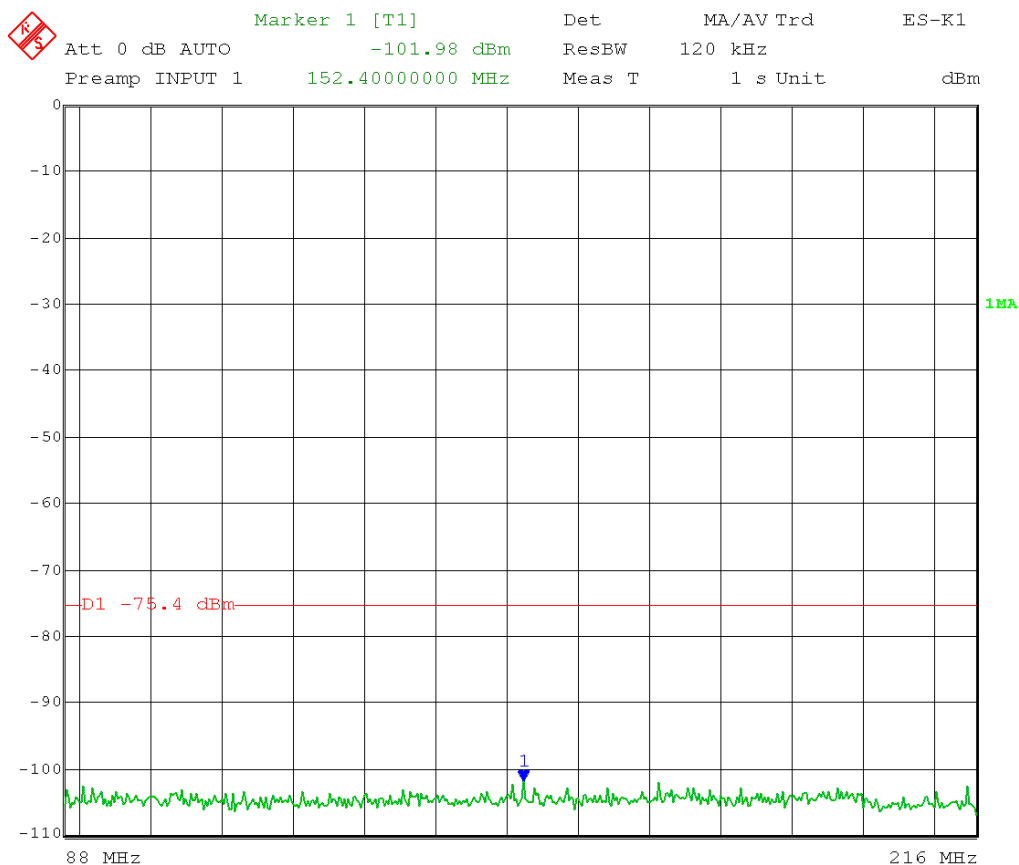
Date: 11.JUN.2014 09:40:29

Test Date: 06-11-2014  
Company: Cambium Networks  
EUT: ePMP 5.1 AP UNII  
Test: Maximum Unwanted Emission Levels - Conducted  
Operator: Craig B / Paul L  
Comment: Detector Bandwidth = 120 kHz  
Detector = Peak  
High Channel Transmit = 5.230 GHz 40 MHz BW  
Output Power Setting: 13.5  
Channel 0  
Frequency Range: 88 MHz – 216 MHz

Per 789033 D02 General UNII Test Procedures DR02-41759, section II.G.2.(c): “an out-of-band emission that complies with both the average and peak limits of 15.209 is not required to satisfy the -27 dBm/MHz or -17 dBm/MHz maximum emission limit.”

15.209 Limit 88-216 MHz: 43.5 dB $\mu$ V/m @ 3 meters

RF conducted limit: 43.5 dB $\mu$ V/m -95.2 (3 meters) – 4.7 (ground plane) – 3dB (MIMO) – 16 dBi antenna gain = -75.4 dBm Quasi-Peak



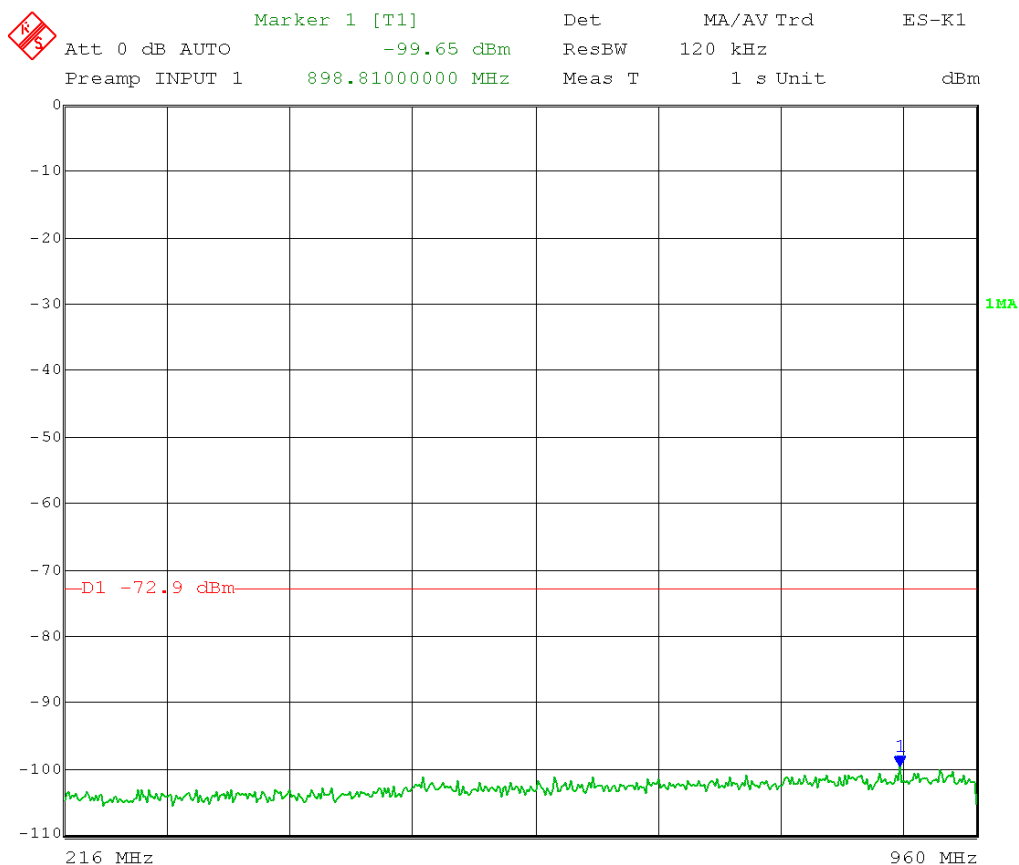
Date: 11.JUN.2014 09:39:10

Test Date: 06-11-2014  
Company: Cambium Networks  
EUT: ePMP 5.1 AP UNII  
Test: Maximum Unwanted Emission Levels - Conducted  
Operator: Craig B / Paul L  
Comment: Detector Bandwidth = 120 kHz  
Detector = Peak  
High Channel Transmit = 5.230 GHz 40 MHz BW  
Output Power Setting: 13.5  
Channel 0  
Frequency Range: 216 MHz – 960 MHz

Per 789033 D02 General UNII Test Procedures DR02-41759, section II.G.2.(c): “an out-of-band emission that complies with both the average and peak limits of 15.209 is not required to satisfy the -27 dBm/MHz or -17 dBm/MHz maximum emission limit.”

15.209 Limit 216-960 MHz: 46 dBμV/m @ 3 meters

RF conducted limit: 46 dBμV/m -95.2 (3 meters) – 4.7 (ground plane) – 3dB (MIMO) – 16 dBi antenna gain = -72.9 dBm Quasi-Peak



Date: 11.JUN.2014 09:42:23

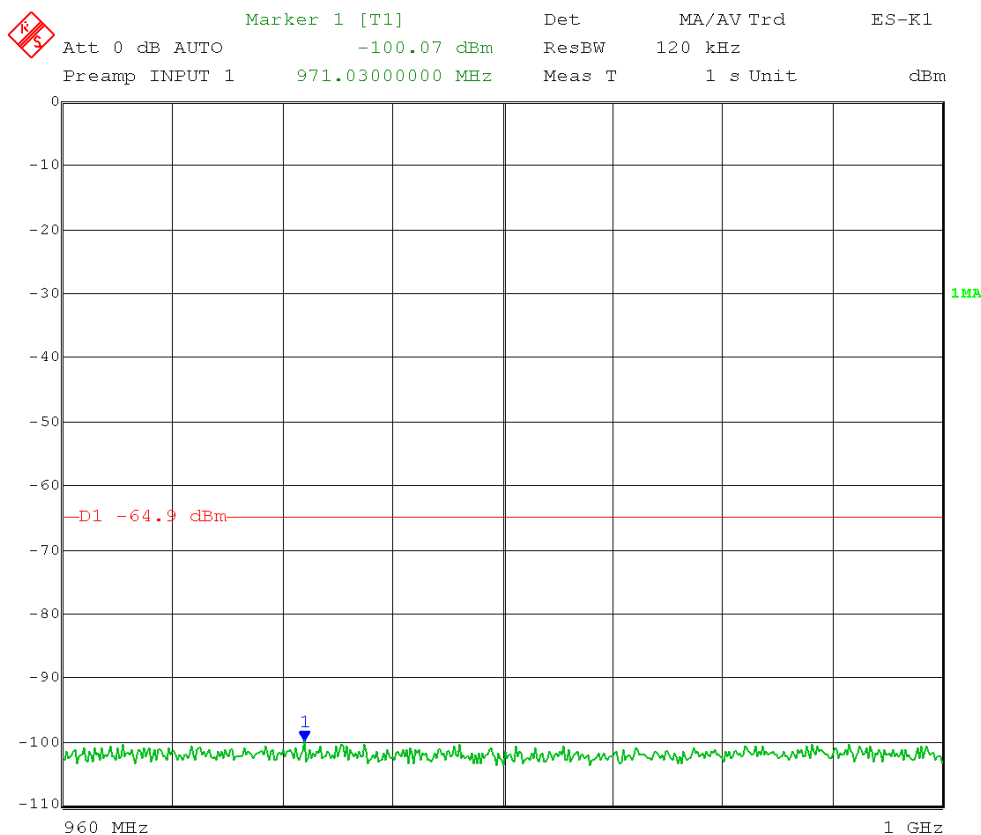


Test Date: 06-11-2014  
Company: Cambium Networks  
EUT: ePMP 5.1 AP UNII  
Test: Maximum Unwanted Emission Levels - Conducted  
Operator: Craig B / Paul L  
Comment: Detector Bandwidth = 120 kHz  
Detector = Peak  
High Channel Transmit = 5.230 GHz 40 MHz BW  
Output Power Setting: 13.5  
Channel 0  
Frequency Range: 960 MHz – 1000 MHz

Per 789033 D02 General UNII Test Procedures DR02-41759, section II.G.2.(c): “an out-of-band emission that complies with both the average and peak limits of 15.209 is not required to satisfy the -27 dBm/MHz or -17 dBm/MHz maximum emission limit.”

15.209 Limit 960-1000 MHz: 54 dB $\mu$ V/m @ 3 meters

RF conducted limit: 54 dB $\mu$ V/m -95.2 (3 meters) – 4.7 (ground plane) – 3dB (MIMO) – 16 dBi antenna gain = -64.9 dBm Quasi-Peak



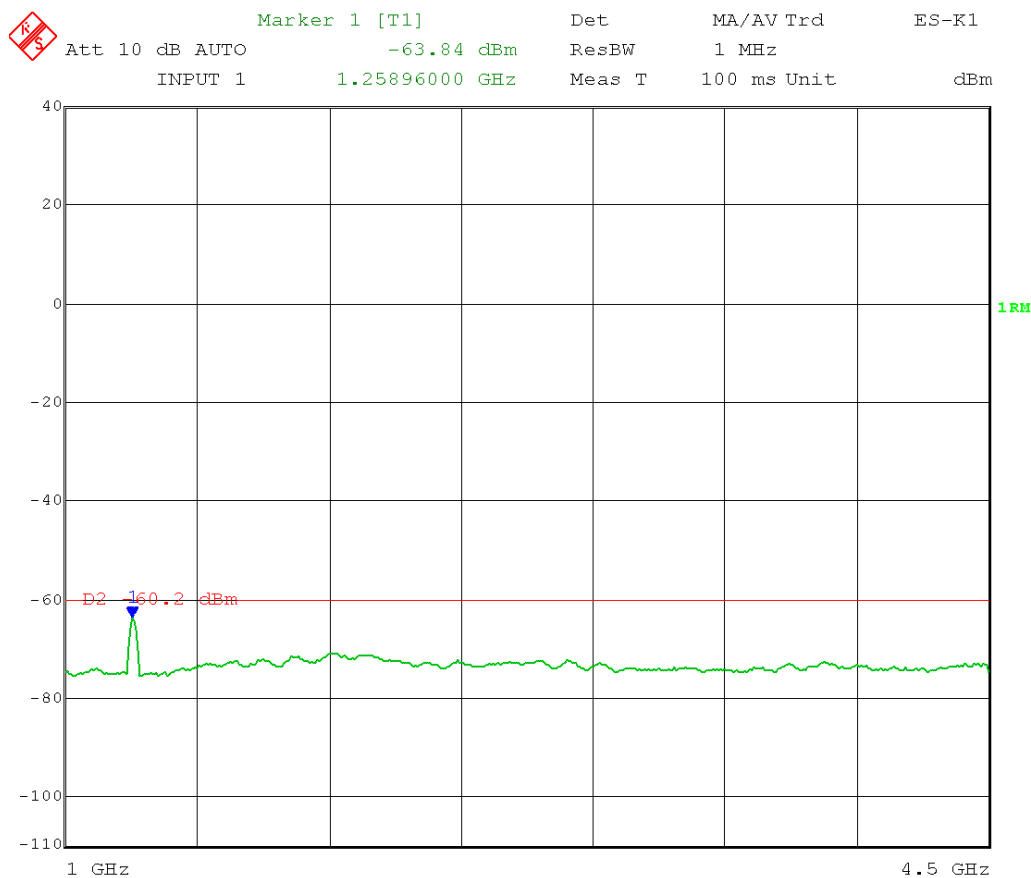
Date: 11.JUN.2014 09:43:51

Test Date: 06-11-2014  
Company: Cambium Networks  
EUT: ePMP 5.1 AP UNII  
Test: Maximum Unwanted Emission Levels - Conducted  
Operator: Craig B / Paul L  
Comment: Detector Bandwidth = 1 MHz  
Detector = RMS  
High Channel Transmit = 5.230 GHz 40 MHz BW  
Output Power Setting: 13.5  
Channel 0  
Frequency Range: 1 – 4.5 GHz

Per 789033 D02 General UNII Test Procedures DR02-41759, section II.G.2.(c): “an out-of-band emission that complies with both the average and peak limits of 15.209 is not required to satisfy the -27 dBm/MHz or -17 dBm/MHz maximum emission limit.”

15.209 Average limit: 54 dBμV/m @ 3 meters

RF conducted limit: 54 dBμV/m -95.2 (3 meters) – 3 dB (MIMO) – 16 dBi antenna gain  
= -60.2 dBm Average



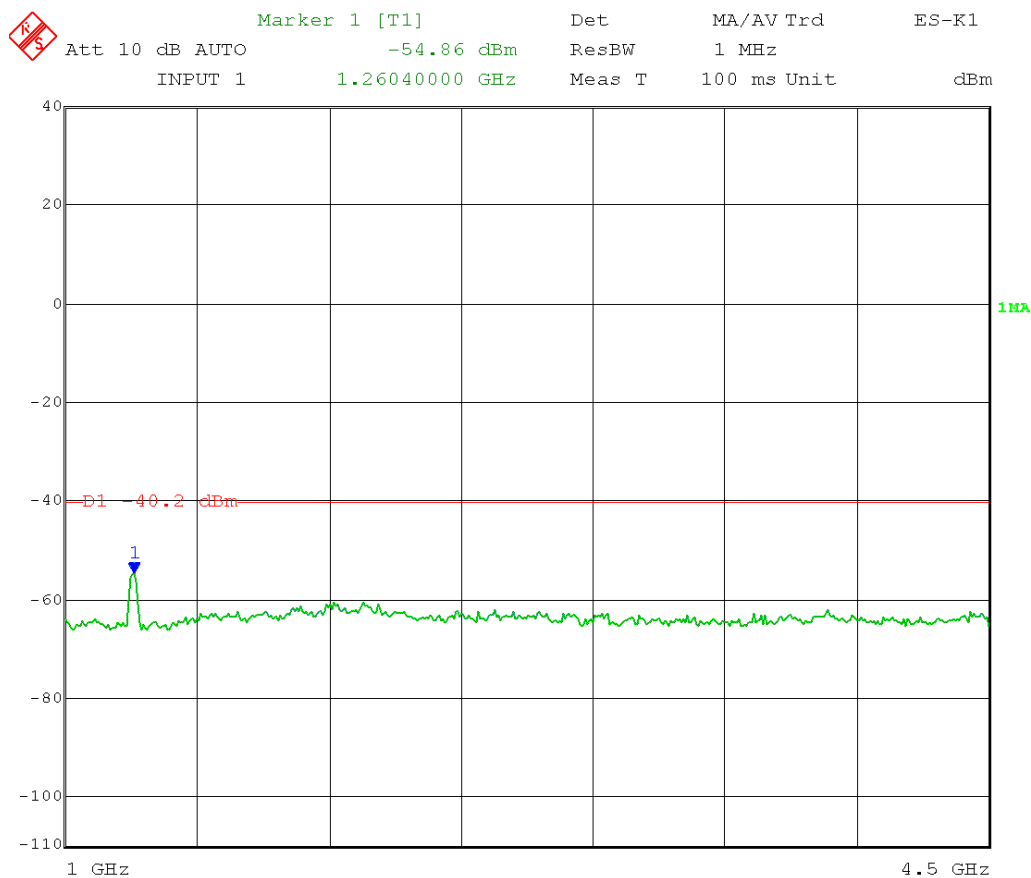
Date: 11.JUN.2014 13:00:51

Test Date: 06-11-2014  
Company: Cambium Networks  
EUT: ePMP 5.1 AP UNII  
Test: Maximum Unwanted Emission Levels - Conducted  
Operator: Craig B / Paul L  
Comment: Detector Bandwidth = 1 MHz  
Detector = Peak  
High Channel Transmit = 5.230 GHz 40 MHz BW  
Output Power Setting: 13.5  
Channel 0  
Frequency Range: 1 – 4.5 GHz

Per 789033 D02 General UNII Test Procedures DR02-41759, section II.G.2.(c): “an out-of-band emission that complies with both the average and peak limits of 15.209 is not required to satisfy the -27 dBm/MHz or -17 dBm/MHz maximum emission limit.”

15.209 Peak limit: 74 dBμV/m @ 3 meters

RF conducted limit: 74 dBμV/m -95.2 (3 meters) – 3 dB (MIMO) – 16 dBi antenna gain  
= -40.2 dBm Peak



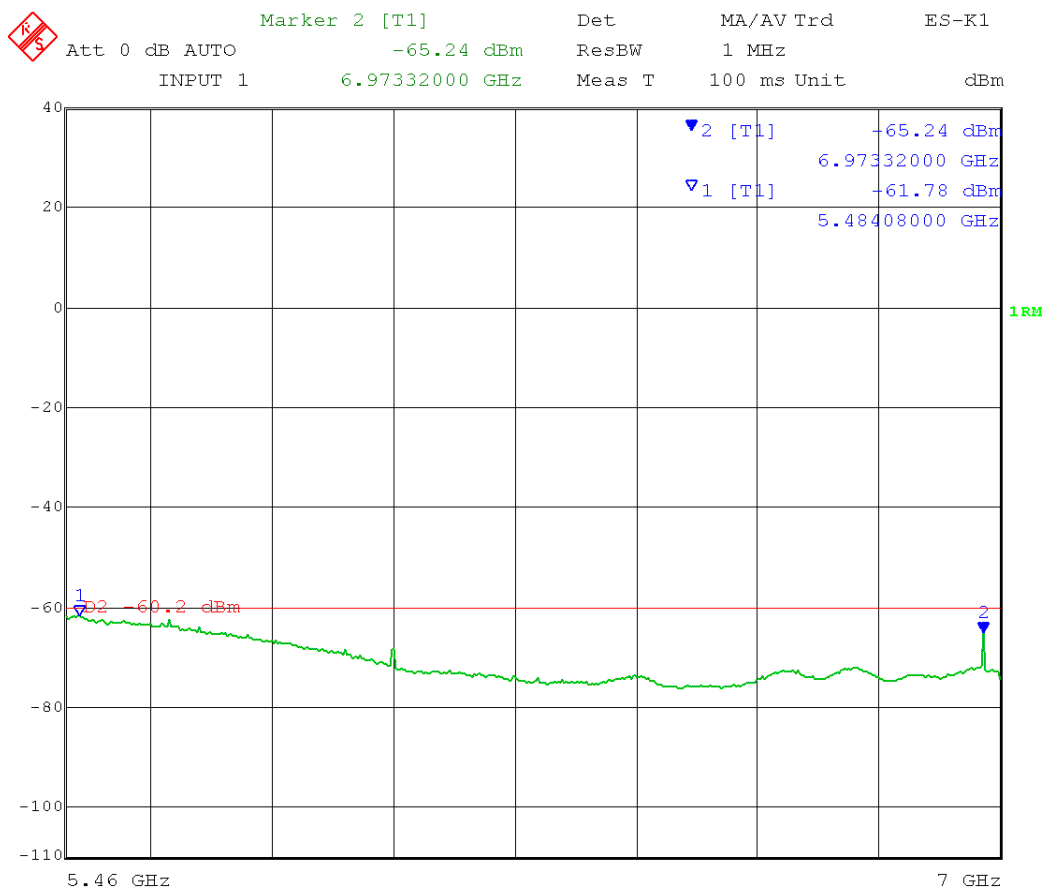
Date: 11.JUN.2014 13:02:21

Test Date: 06-11-2014  
Company: Cambium Networks  
EUT: ePMP 5.1 AP UNII  
Test: Maximum Unwanted Emission Levels - Conducted  
Operator: Craig B / Paul L  
Comment: Detector Bandwidth = 1 MHz  
Detector = RMS  
High Channel Transmit = 5.230 GHz 40 MHz BW  
Output Power Setting: 13.5  
Channel 0  
Frequency Range: 5.46 – 7 GHz

Per 789033 D02 General UNII Test Procedures DR02-41759, section II.G.2.(c): “an out-of-band emission that complies with both the average and peak limits of 15.209 is not required to satisfy the -27 dBm/MHz or -17 dBm/MHz maximum emission limit.”

15.209 Average limit: 54 dBμV/m @ 3 meters

RF conducted limit: 54 dBμV/m -95.2 (3 meters) – 3 dB (MIMO) – 16 dBi antenna gain  
= -60.2 dBm Average



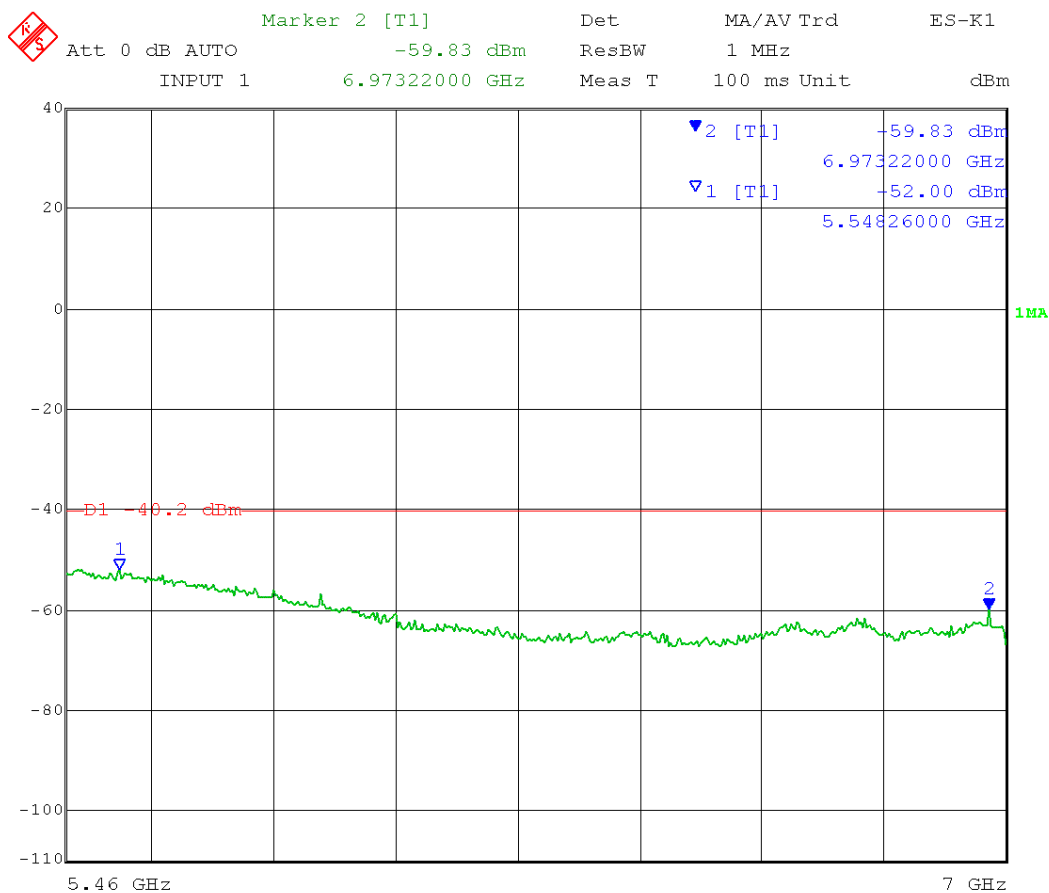
Date: 11.JUN.2014 13:16:39

Test Date: 06-11-2014  
Company: Cambium Networks  
EUT: ePMP 5.1 AP UNII  
Test: Maximum Unwanted Emission Levels - Conducted  
Operator: Craig B / Paul L  
Comment: Detector Bandwidth = 1 MHz  
Detector = Peak  
High Channel Transmit = 5.230 GHz 40 MHz BW  
Output Power Setting: 13.5  
Channel 0  
Frequency Range: 5.46 – 7 GHz

Per 789033 D02 General UNII Test Procedures DR02-41759, section II.G.2.(c): “an out-of-band emission that complies with both the average and peak limits of 15.209 is not required to satisfy the -27 dBm/MHz or -17 dBm/MHz maximum emission limit.”

15.209 Peak limit: 74 dBμV/m @ 3 meters

RF conducted limit: 74 dBμV/m -95.2 (3 meters) – 3 dB (MIMO) – 16 dBi antenna gain  
= -40.2 dBm Peak



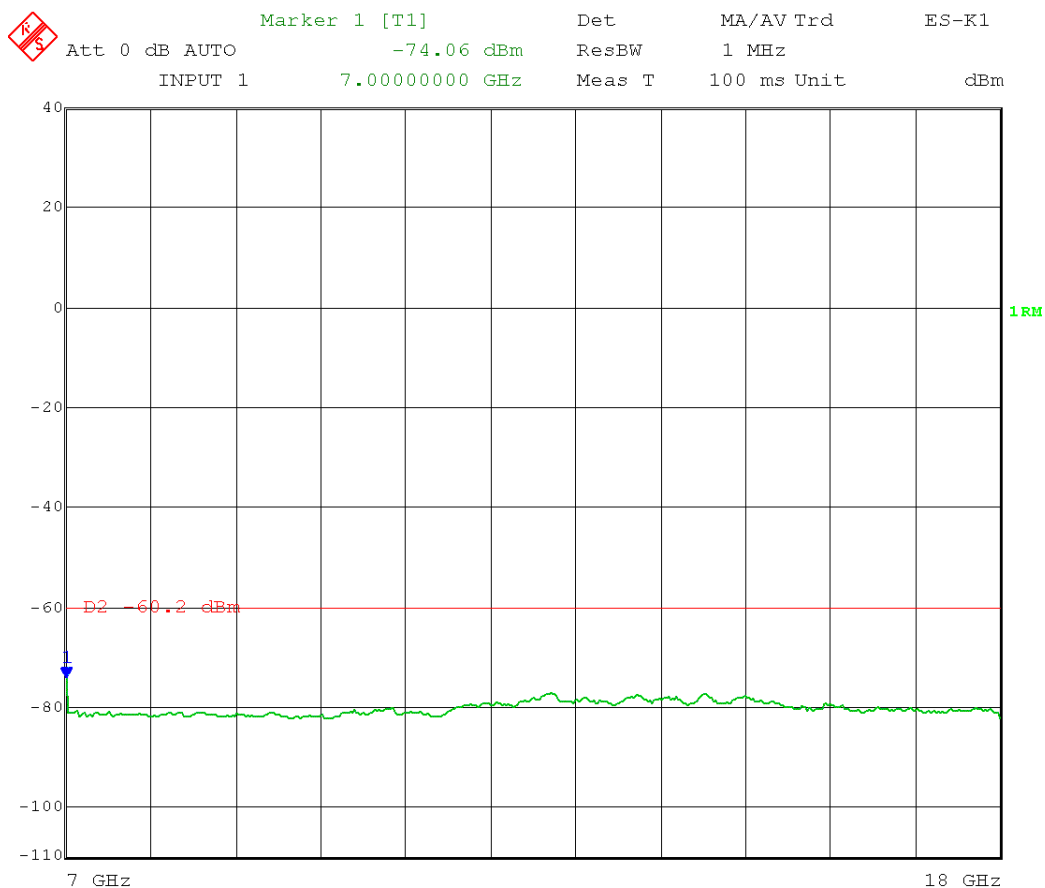
Date: 11.JUN.2014 13:18:04

Test Date: 06-11-2014  
Company: Cambium Networks  
EUT: ePMP 5.1 AP UNII  
Test: Maximum Unwanted Emission Levels - Conducted  
Operator: Craig B / Paul L  
Comment: Detector Bandwidth = 1 MHz  
Detector = RMS  
High Channel Transmit = 5.230 GHz 40 MHz BW  
Output Power Setting: 13.5  
Channel 0  
Frequency Range: 7 – 18 GHz

Per 789033 D02 General UNII Test Procedures DR02-41759, section II.G.2.(c): “an out-of-band emission that complies with both the average and peak limits of 15.209 is not required to satisfy the -27 dBm/MHz or -17 dBm/MHz maximum emission limit.”

15.209 Average limit: 54 dBμV/m @ 3 meters

RF conducted limit: 54 dBμV/m -95.2 (3 meters) – 3 dB (MIMO) – 16 dBi antenna gain  
= -60.2 dBm Average



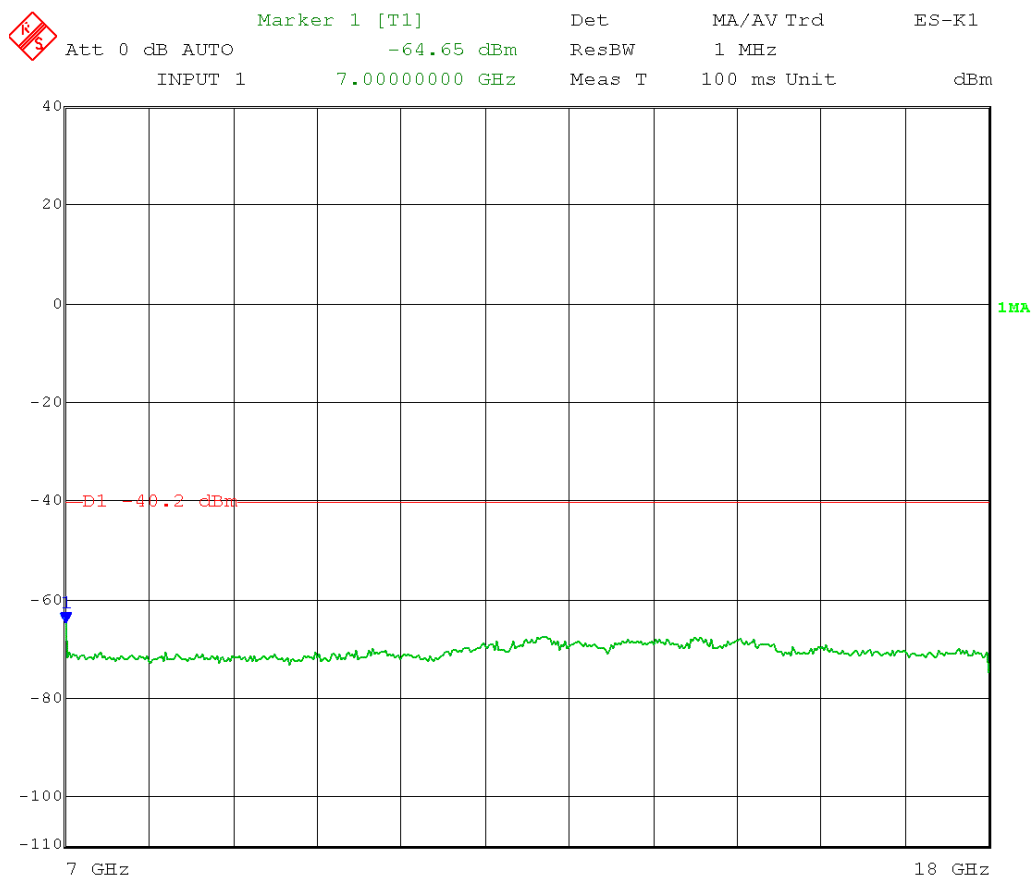
Date: 11.JUN.2014 13:21:24

Test Date: 06-11-2014  
Company: Cambium Networks  
EUT: ePMP 5.1 AP UNII  
Test: Maximum Unwanted Emission Levels - Conducted  
Operator: Craig B / Paul L  
Comment: Detector Bandwidth = 1 MHz  
Detector = Peak  
High Channel Transmit = 5.230 GHz 40 MHz BW  
Output Power Setting: 13.5  
Channel 0  
Frequency Range: 7 – 18 GHz

Per 789033 D02 General UNII Test Procedures DR02-41759, section II.G.2.(c): “an out-of-band emission that complies with both the average and peak limits of 15.209 is not required to satisfy the -27 dBm/MHz or -17 dBm/MHz maximum emission limit.”

15.209 Peak limit: 74 dBμV/m @ 3 meters

RF conducted limit: 74 dBμV/m -95.2 (3 meters) – 3 dB (MIMO) – 16 dBi antenna gain  
= -40.2 dBm Peak



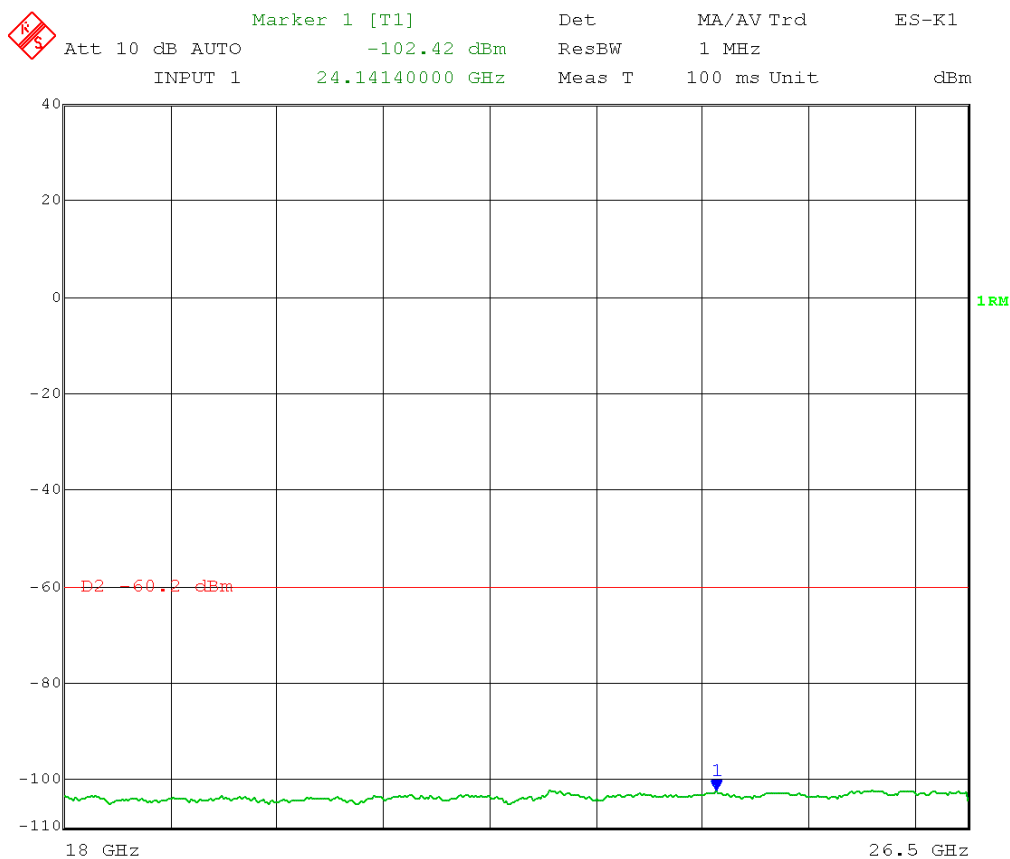
Date: 11.JUN.2014 13:23:10

Test Date: 06-12-2014  
Company: Cambium Networks  
EUT: ePMP 5.1 AP UNII  
Test: Maximum Unwanted Emission Levels - Conducted  
Operator: Craig B / Paul L  
Comment: Detector Bandwidth = 1 MHz  
Detector = RMS  
High Channel Transmit = 5.230 GHz 40 MHz BW  
Output Power Setting: 13.5  
Channel 0  
Frequency Range: 18 – 26.5 GHz

Per 789033 D02 General UNII Test Procedures DR02-41759, section II.G.2.(c): “an out-of-band emission that complies with both the average and peak limits of 15.209 is not required to satisfy the -27 dBm/MHz or -17 dBm/MHz maximum emission limit.”

15.209 Average limit: 54 dB $\mu$ V/m @ 3 meters

RF conducted limit: 54 dB $\mu$ V/m -95.2 (3 meters) – 3 dB (MIMO) – 16 dBi antenna gain  
= -60.2 dBm Average



Date: 12.JUN.2014 14:58:39

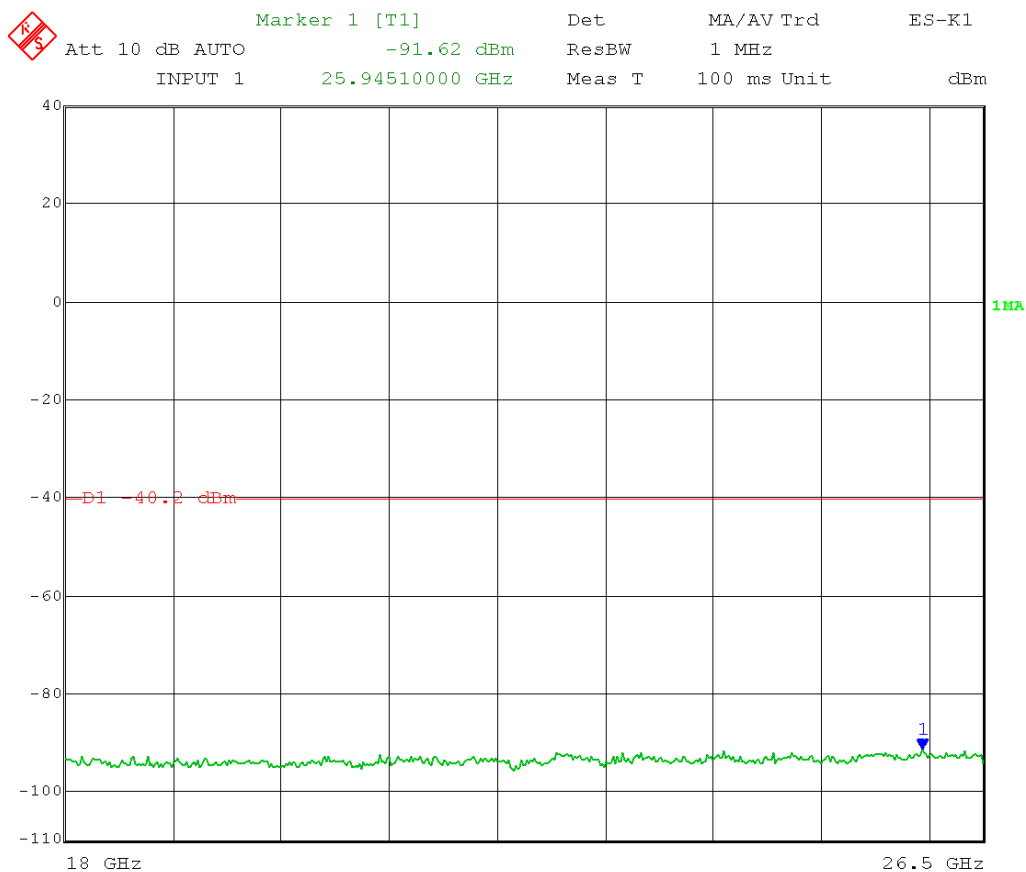


Test Date: 06-12-2014  
Company: Cambium Networks  
EUT: ePMP 5.1 AP UNII  
Test: Maximum Unwanted Emission Levels - Conducted  
Operator: Craig B / Paul L  
Comment: Detector Bandwidth = 1 MHz  
Detector = Peak  
High Channel Transmit = 5.230 GHz 40 MHz BW  
Output Power Setting: 13.5  
Channel 0  
Frequency Range: 18 – 26.5 GHz

Per 789033 D02 General UNII Test Procedures DR02-41759, section II.G.2.(c): “an out-of-band emission that complies with both the average and peak limits of 15.209 is not required to satisfy the -27 dBm/MHz or -17 dBm/MHz maximum emission limit.”

15.209 Peak limit: 74 dBμV/m @ 3 meters

RF conducted limit: 74 dBμV/m -95.2 (3 meters) – 3 dB (MIMO) – 16 dBi antenna gain  
= -40.2 dBm Peak



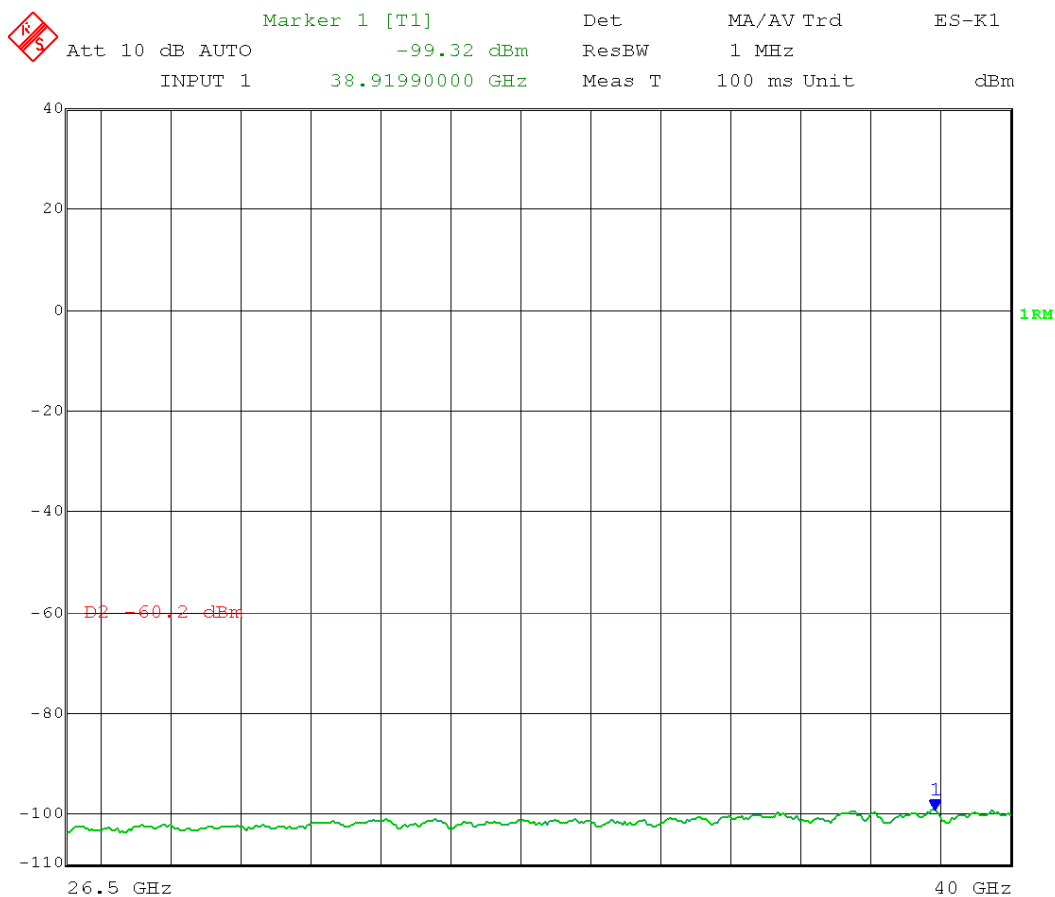
Date: 12.JUN.2014 14:59:43

Test Date: 06-12-2014  
Company: Cambium Networks  
EUT: ePMP 5.1 AP UNII  
Test: Maximum Unwanted Emission Levels - Conducted  
Operator: Craig B / Paul L  
Comment: Detector Bandwidth = 1 MHz  
Detector = RMS  
High Channel Transmit = 5.230 GHz      40 MHz BW  
Output Power Setting: 13.5  
Channel 0  
Frequency Range: 26.5 – 40 GHz

Per 789033 D02 General UNII Test Procedures DR02-41759, section II.G.2.(c): “an out-of-band emission that complies with both the average and peak limits of 15.209 is not required to satisfy the -27 dBm/MHz or -17 dBm/MHz maximum emission limit.”

15.209 Average limit: 54 dBμV/m @ 3 meters

RF conducted limit: 54 dBμV/m -95.2 (3 meters) – 3 dB (MIMO) – 16 dBi antenna gain  
= -60.2 dBm Average



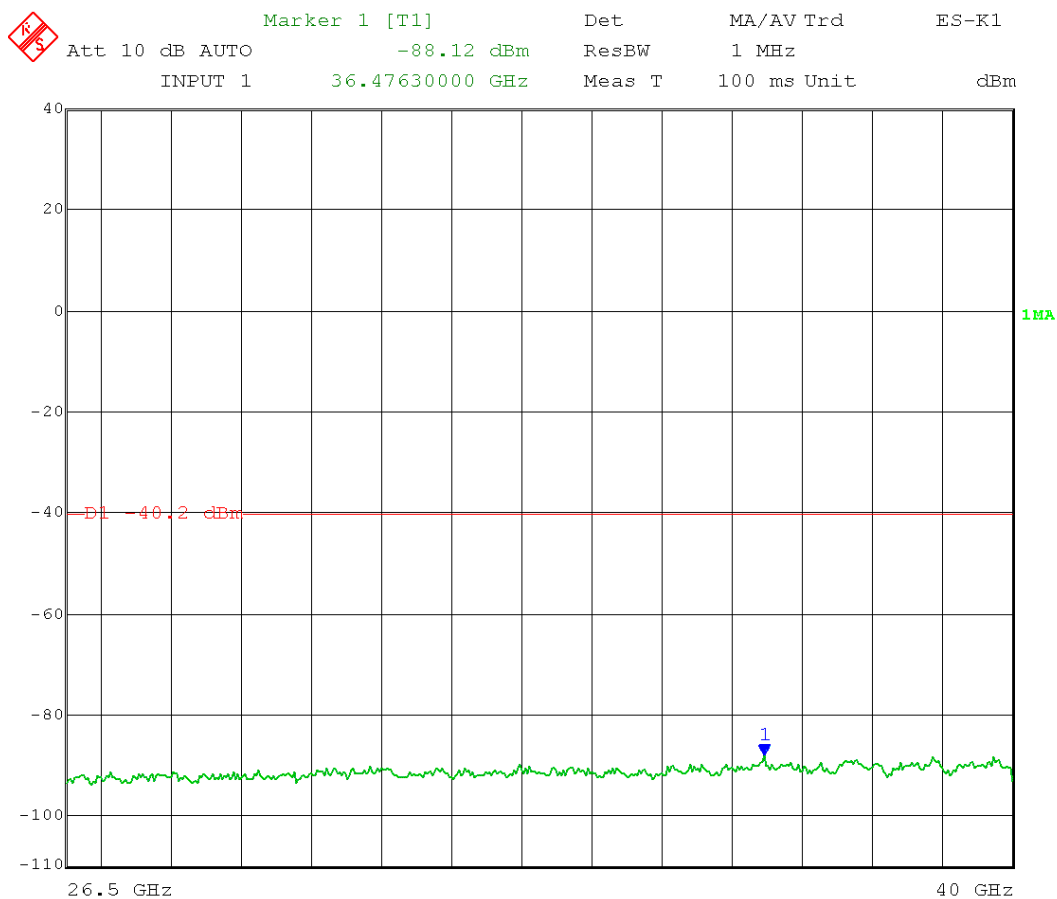
Date: 12.JUN.2014 15:17:50

Test Date: 06-12-2014  
Company: Cambium Networks  
EUT: ePMP 5.1 AP UNII  
Test: Maximum Unwanted Emission Levels - Conducted  
Operator: Craig B / Paul L  
Comment: Detector Bandwidth = 1 MHz  
Detector = Peak  
High Channel Transmit = 5.230 GHz      40 MHz BW  
Output Power Setting: 13.5  
Channel 0  
Frequency Range: 26.5 – 40 GHz

Per 789033 D02 General UNII Test Procedures DR02-41759, section II.G.2.(c): “an out-of-band emission that complies with both the average and peak limits of 15.209 is not required to satisfy the -27 dBm/MHz or -17 dBm/MHz maximum emission limit.”

15.209 Peak limit: 74 dBμV/m @ 3 meters

RF conducted limit: 74 dBμV/m -95.2 (3 meters) – 3 dB (MIMO) – 16 dBi antenna gain  
= -40.2 dBm Peak



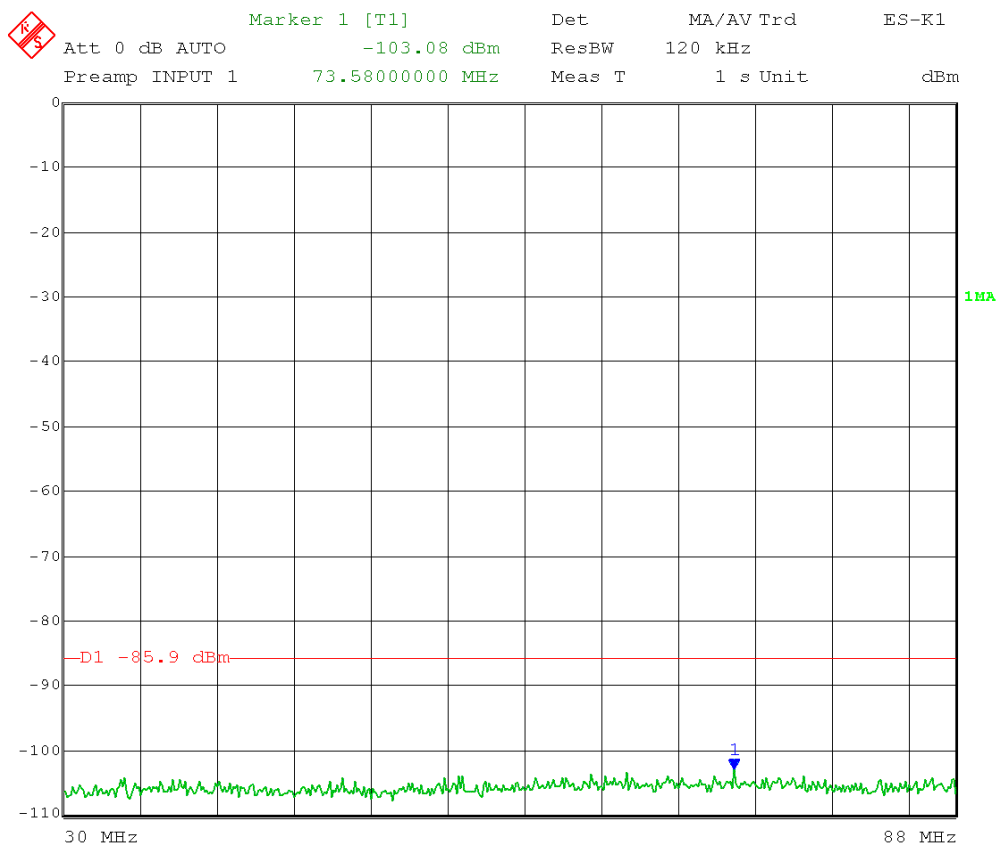
Date: 12.JUN.2014 15:19:13

Test Date: 06-11-2014  
Company: Cambium Networks  
EUT: ePMP 5.1 AP UNII  
Test: Maximum Unwanted Emission Levels - Conducted  
Operator: Craig B / Paul L  
Comment: Detector Bandwidth = 120 kHz  
Detector = Peak  
Low Channel Transmit = 5.190 GHz 40 MHz BW  
Output power setting: 2.0  
Channel 0  
Frequency Range 30 MHz – 88 MHz

Per 789033 D02 General UNII Test Procedures DR02-41759, section II.G.2.(c): “an out-of-band emission that complies with both the average and peak limits of 15.209 is not required to satisfy the -27 dBm/MHz or -17 dBm/MHz maximum emission limit.”

15.209 Limit 30-88 MHz: 40 dB $\mu$ V/m @ 3 meters

RF conducted limit: 40 dB $\mu$ V/m -95.2 (3 meters) – 4.7 (ground plane) – 3dB (MIMO) – 23 dBi antenna gain = -85.9 dBm Quasi-Peak



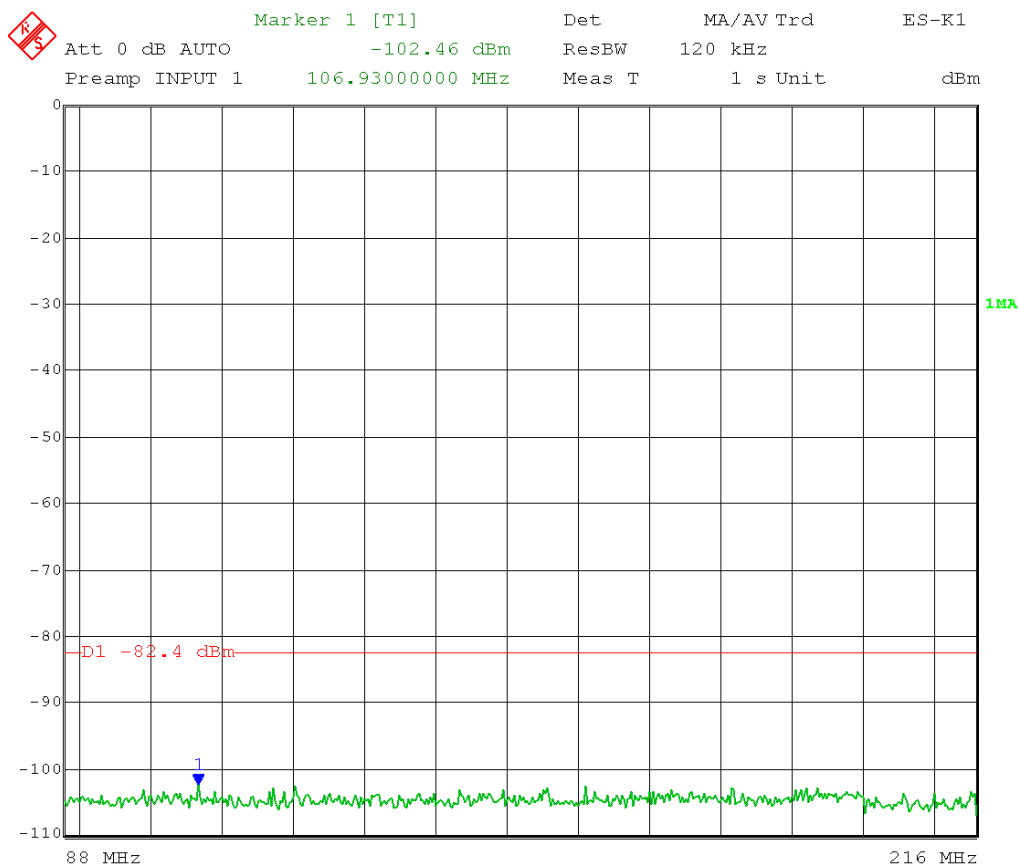
Date: 11.JUN.2014 10:08:35

Test Date: 06-11-2014  
Company: Cambium Networks  
EUT: ePMP 5.1 AP UNII  
Test: Maximum Unwanted Emission Levels - Conducted  
Operator: Craig B / Paul L  
Comment: Detector Bandwidth = 120 kHz  
Detector = Peak  
Low Channel Transmit = 5.190 GHz 40 MHz BW  
Output power setting: 2.0  
Channel 0  
Frequency Range 88 MHz – 216 MHz

Per 789033 D02 General UNII Test Procedures DR02-41759, section II.G.2.(c): “an out-of-band emission that complies with both the average and peak limits of 15.209 is not required to satisfy the -27 dBm/MHz or -17 dBm/MHz maximum emission limit.”

15.209 Limit 88-216 MHz: 43.5 dB $\mu$ V/m @ 3 meters

RF conducted limit: 43.5 dB $\mu$ V/m -95.2 (3 meters) – 4.7 (ground plane) – 3dB (MIMO) – 23 dBi antenna gain = -82.4 dBm Quasi-Peak



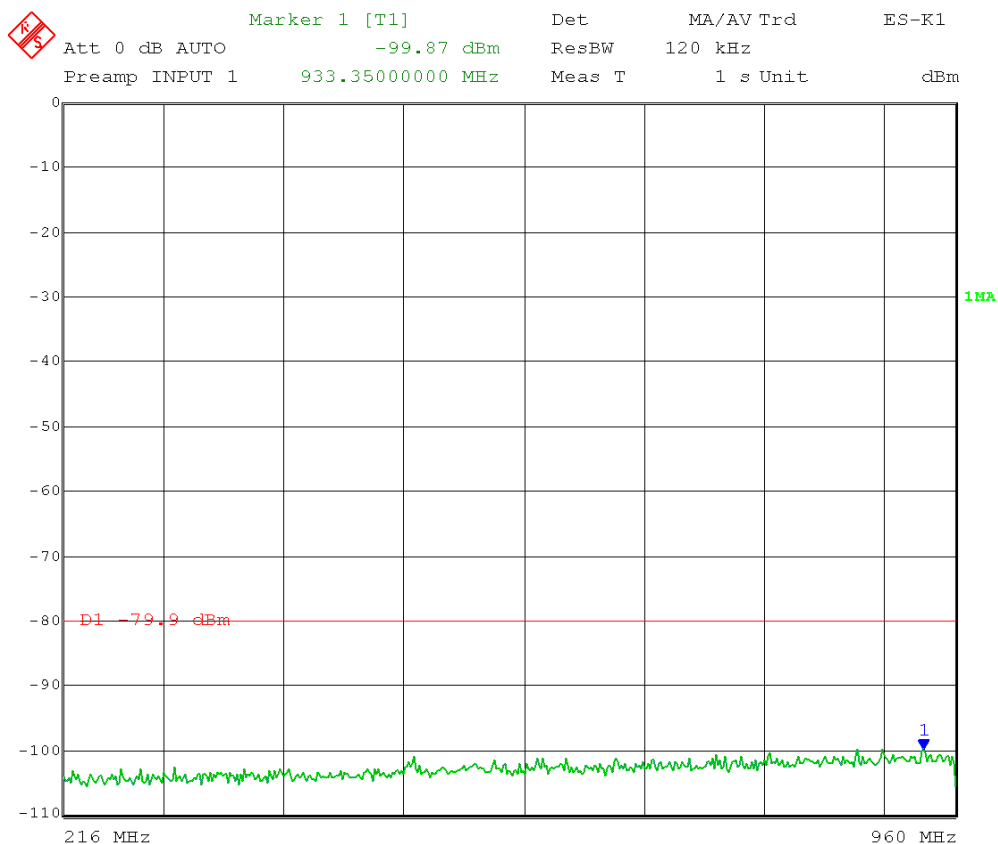
Date: 11.JUN.2014 10:09:49

Test Date: 06-11-2014  
Company: Cambium Networks  
EUT: ePMP 5.1 AP UNII  
Test: Maximum Unwanted Emission Levels - Conducted  
Operator: Craig B / Paul L  
Comment: Detector Bandwidth = 120 kHz  
Detector = Peak  
Low Channel Transmit = 5.190 GHz 40 MHz BW  
Output power setting: 2.0  
Channel 0  
Frequency Range: 216 MHz – 960 MHz

Per 789033 D02 General UNII Test Procedures DR02-41759, section II.G.2.(c): “an out-of-band emission that complies with both the average and peak limits of 15.209 is not required to satisfy the -27 dBm/MHz or -17 dBm/MHz maximum emission limit.”

15.209 Limit 216-960 MHz: 46 dBμV/m @ 3 meters

RF conducted limit: 46 dBμV/m -95.2 (3 meters) – 4.7 (ground plane) – 3dB (MIMO) – 23 dBi antenna gain = -79.9 dBm Quasi-Peak



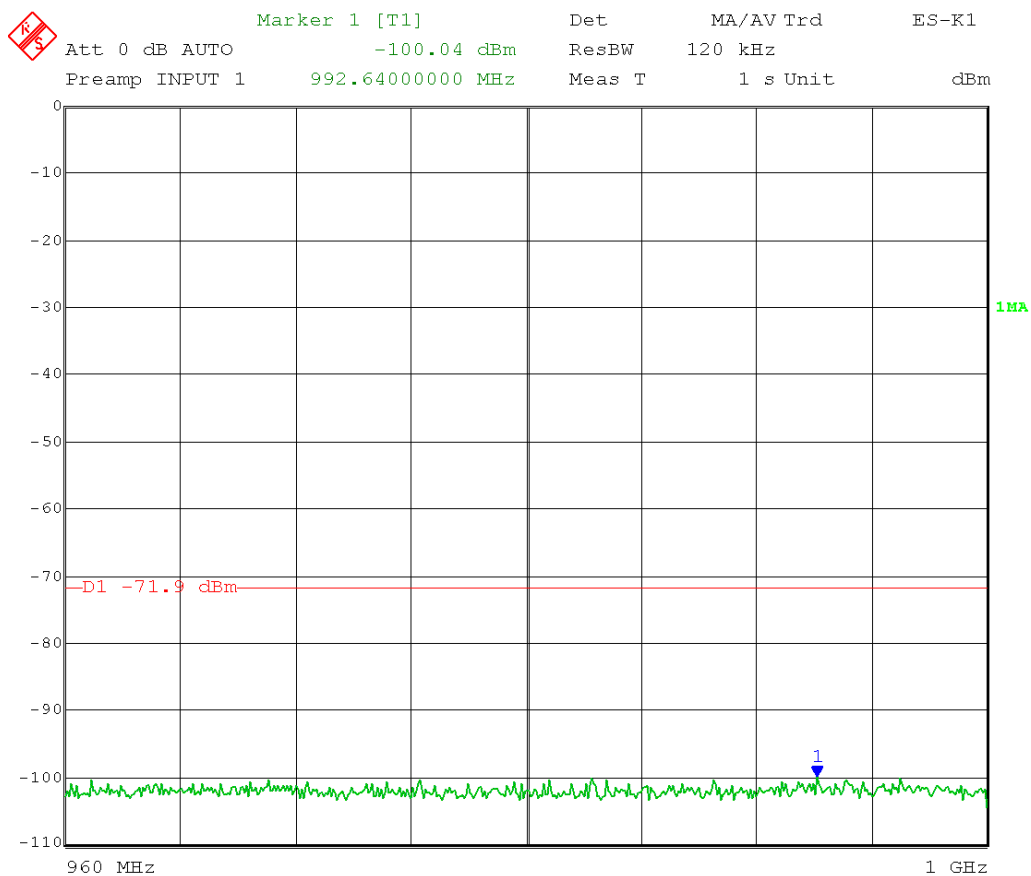
Date: 11.JUN.2014 10:11:27

Test Date: 06-11-2014  
Company: Cambium Networks  
EUT: ePMP 5.1 AP UNII  
Test: Maximum Unwanted Emission Levels - Conducted  
Operator: Craig B / Paul L  
Comment: Detector Bandwidth = 120 kHz  
Detector = Peak  
Low Channel Transmit = 5.190 GHz 40 MHz BW  
Output power setting: 2.0  
Channel 0  
Frequency Range: 960 MHz – 1000 MHz

Per 789033 D02 General UNII Test Procedures DR02-41759, section II.G.2.(c): “an out-of-band emission that complies with both the average and peak limits of 15.209 is not required to satisfy the -27 dBm/MHz or -17 dBm/MHz maximum emission limit.”

15.209 Limit 960-1000 MHz: 54 dB $\mu$ V/m @ 3 meters

RF conducted limit: 54 dB $\mu$ V/m -95.2 (3 meters) – 4.7 (ground plane) – 3dB (MIMO) – 23 dBi antenna gain = -71.9 dBm Quasi-Peak



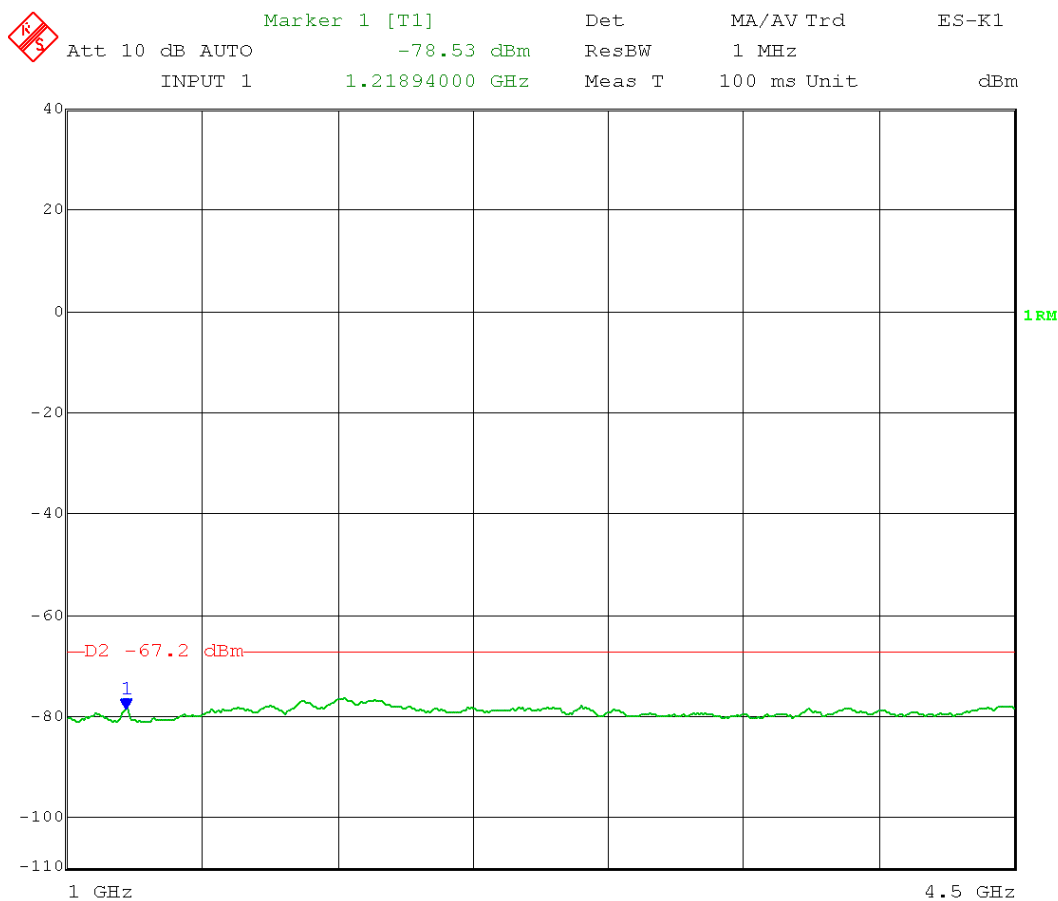
Date: 11.JUN.2014 10:12:33

Test Date: 06-11-2014  
Company: Cambium Networks  
EUT: ePMP 5.1 AP UNII  
Test: Maximum Unwanted Emission Levels - Conducted  
Operator: Craig B / Paul L  
Comment: Detector Bandwidth = 1 MHz  
Detector = RMS  
Low Channel Transmit = 5.190 GHz      40 MHz BW  
Output power setting: 2.0  
Channel 0  
Frequency Range: 1 – 4.5 GHz

Per 789033 D02 General UNII Test Procedures DR02-41759, section II.G.2.(c): “an out-of-band emission that complies with both the average and peak limits of 15.209 is not required to satisfy the -27 dBm/MHz or -17 dBm/MHz maximum emission limit.”

15.209 Average limit: 54 dB $\mu$ V/m @ 3 meters

RF conducted limit: 54 dB $\mu$ V/m -95.2 (3 meters) – 3 dB (MIMO) – 23 dBi antenna gain  
= -67.2 dBm Average



Date: 11.JUN.2014 14:24:21

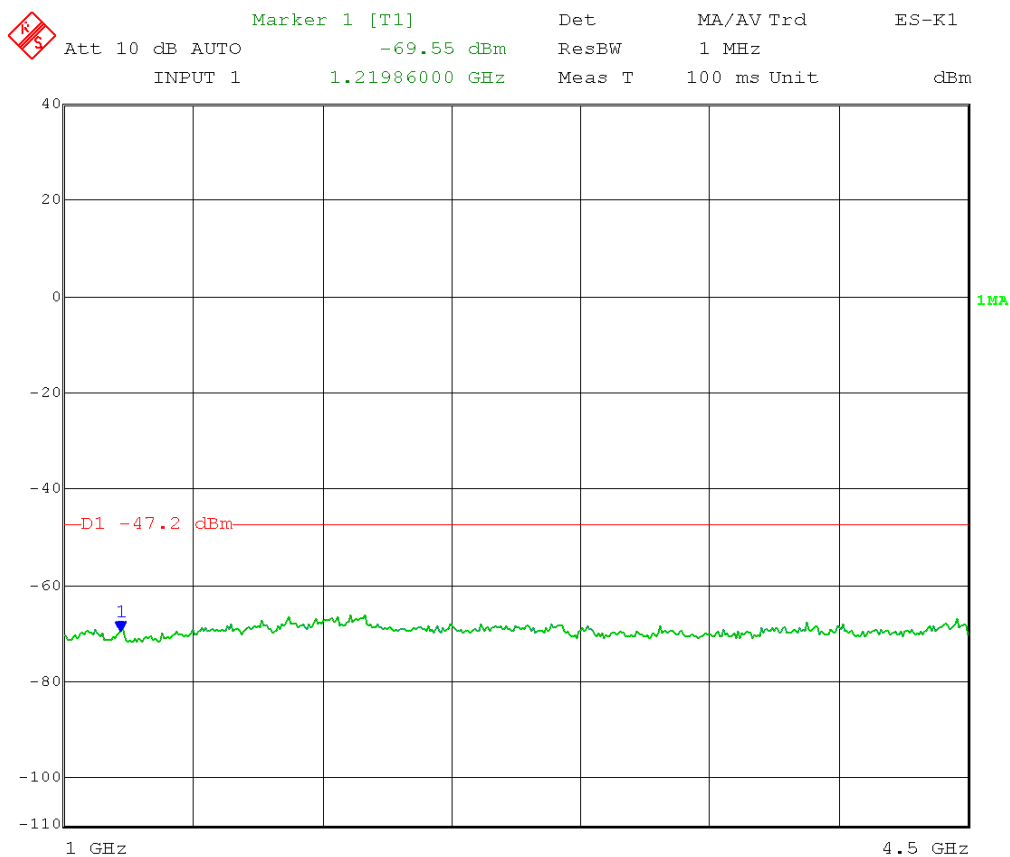


Test Date: 06-11-2014  
Company: Cambium Networks  
EUT: ePMP 5.1 AP UNII  
Test: Maximum Unwanted Emission Levels - Conducted  
Operator: Craig B / Paul L  
Comment: Detector Bandwidth = 1 MHz  
Detector = Peak  
Low Channel Transmit = 5.190 GHz 40 MHz BW  
Output power setting: 2.0  
Channel 0  
Frequency Range: 1 – 4.5 GHz

Per 789033 D02 General UNII Test Procedures DR02-41759, section II.G.2.(c): “an out-of-band emission that complies with both the average and peak limits of 15.209 is not required to satisfy the -27 dBm/MHz or -17 dBm/MHz maximum emission limit.”

15.209 Peak limit: 74 dB $\mu$ V/m @ 3 meters

RF conducted limit: 74 dB $\mu$ V/m -95.2 (3 meters) – 3 dB (MIMO) – 23 dBi antenna gain  
= -47.2 dBm Peak



Date: 11.JUN.2014 14:25:44

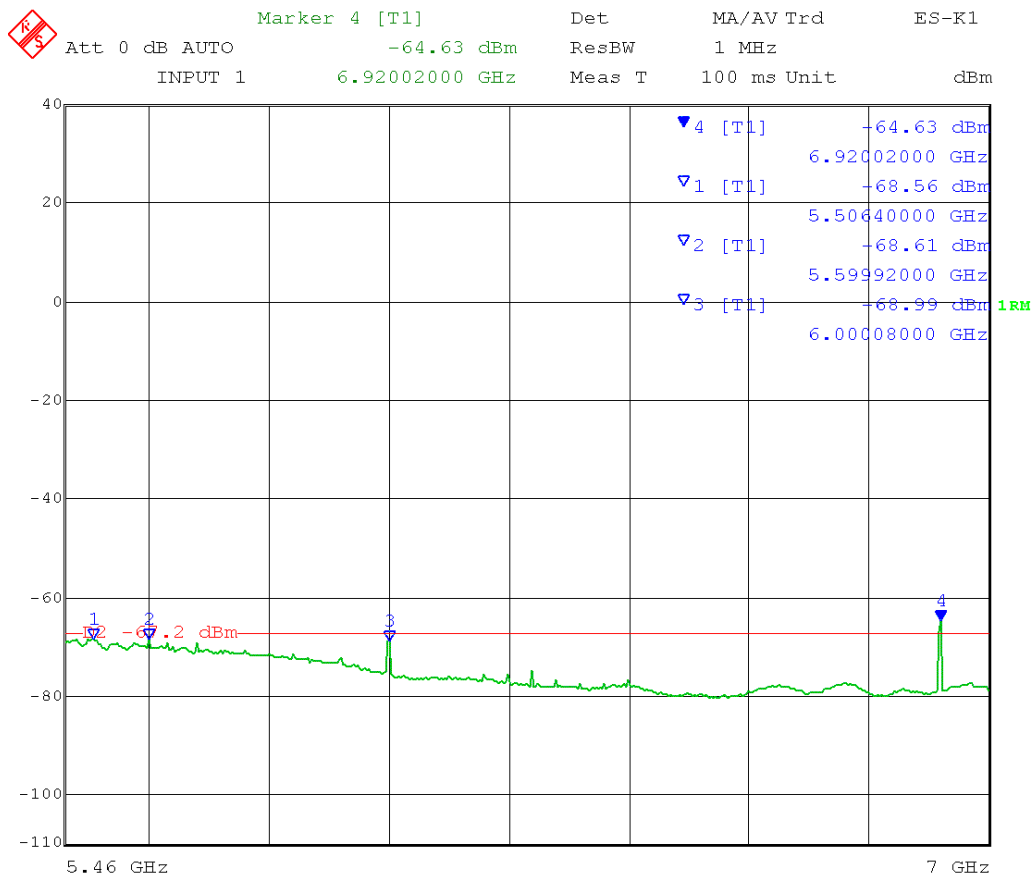
Test Date: 06-11-2014  
 Company: Cambium Networks  
 EUT: ePMP 5.1 AP UNII  
 Test: Maximum Unwanted Emission Levels - Conducted  
 Operator: Craig B / Paul L  
 Comment: Detector Bandwidth = 1 MHz  
           Detector = RMS  
           Low Channel Transmit = 5.190 GHz           40 MHz BW  
           Output power setting: 2.0  
           Channel 0  
           Frequency Range: 5.46 – 7 GHz

Per 789033 D02 General UNII Test Procedures DR02-41759, section II.G.2.(c): “an out-of-band emission that complies with both the average and peak limits of 15.209 is not required to satisfy the -27 dBm/MHz or -17 dBm/MHz maximum emission limit.”

15.209 Average limit: 54 dBμV/m @ 3 meters

RF conducted limit: 54 dBμV/m -95.2 (3 meters) – 3 dB (MIMO) – 23 dBi antenna gain  
= -67.2 dBm Average

NOTE: emissions shown are NOT in a restricted band; see next page for measurement of these emissions.



Date: 11.JUN.2014 14:58:35

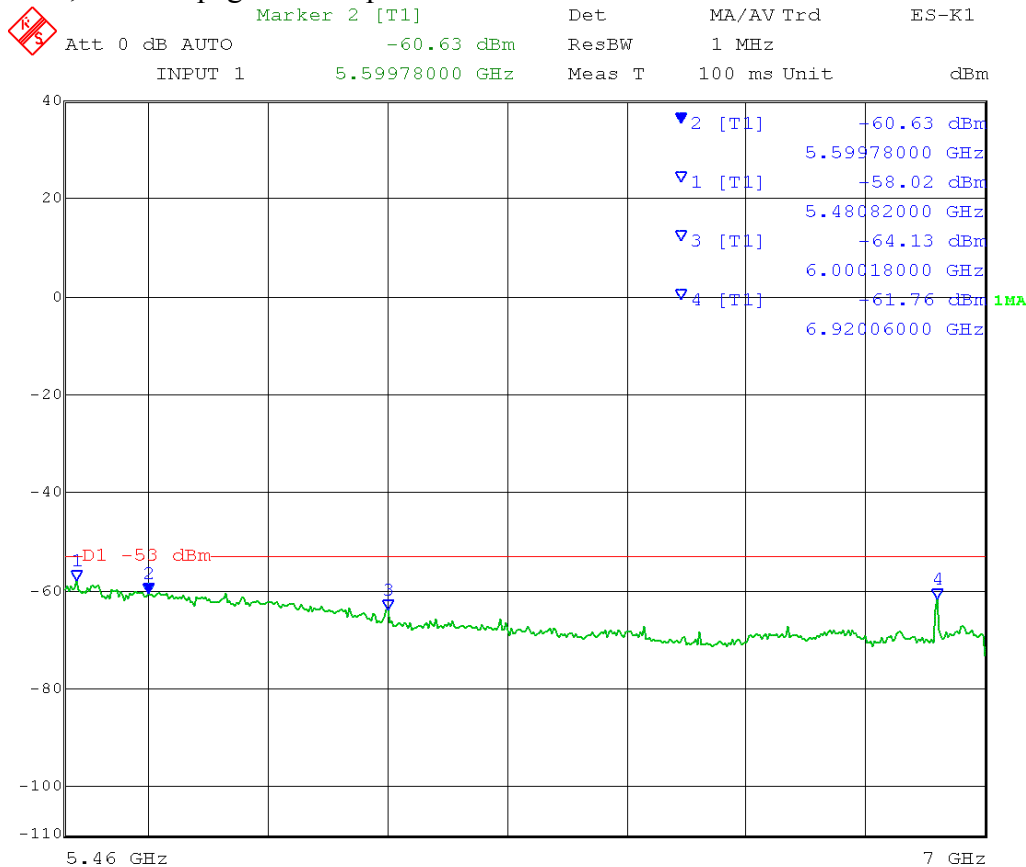
Test Date: 06-11-2014  
 Company: Cambium Networks  
 EUT: ePMP 5.1 AP UNII  
 Test: Maximum Unwanted Emission Levels - Conducted  
 Operator: Craig B / Paul L  
 Comment: Detector Bandwidth = 1 MHz  
           Detector = Peak  
           Low Channel Transmit = 5.190 GHz                      40 MHz BW  
           Output power setting: 2.0  
           Channel 0  
           Frequency Range: 5.46 – 7 GHz

Per 789033 D02 General UNII Test Procedures DR02-41759, section II.G.2.(c): “an out-of-band emission that complies with both the average and peak limits of 15.209 is not required to satisfy the -27 dBm/MHz or -17 dBm/MHz maximum emission limit.”

NOTE: Emissions are not in restricted band.

Non-restricted band RF conducted limit: -27 dBm/MHz – 3 dB (MIMO) – 23 dBi antenna gain = -53 dBm/MHz Peak

Also, see next page for compliance to limit corrected for 30 dBi antenna.



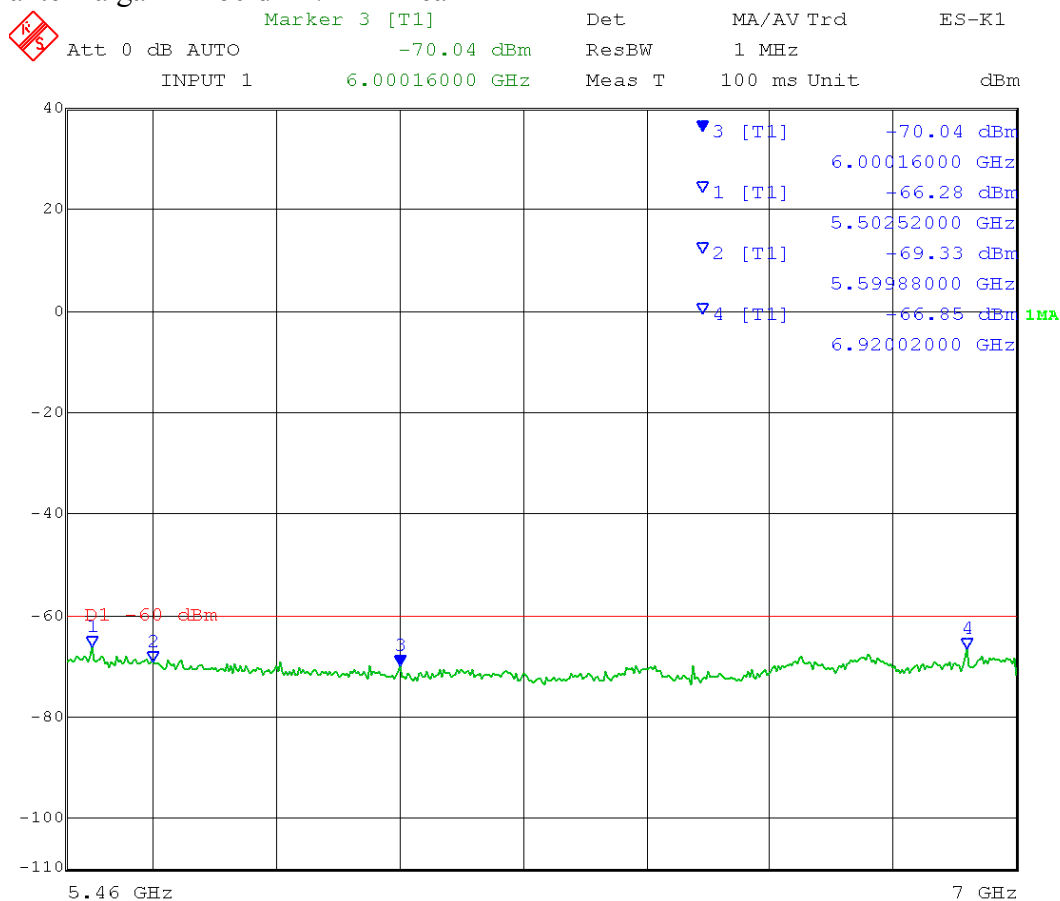
Date: 11.JUN.2014 14:59:58

Test Date: 06-11-2014  
 Company: Cambium Networks  
 EUT: ePMP 5.1 AP UNII  
 Test: Maximum Unwanted Emission Levels - Conducted  
 Operator: Craig B / Paul L  
 Comment: Detector Bandwidth = 1 MHz  
           Detector = Peak  
           Low Channel Transmit = 5.190 GHz           40 MHz BW  
           Output power setting: 2.5 – 10 dB external atten. = -7.5  
           Channel 0  
           Frequency Range: 5.46 – 7 GHz

Per 789033 D02 General UNII Test Procedures DR02-41759, section II.G.2.(c): “an out-of-band emission that complies with both the average and peak limits of 15.209 is not required to satisfy the -27 dBm/MHz or -17 dBm/MHz maximum emission limit.”

NOTE: Emissions are not in restricted band.

Non-restricted band RF conducted limit: -27 dBm/MHz – 3 dB (MIMO) – 30 dBi antenna gain = -60 dBm/MHz Peak



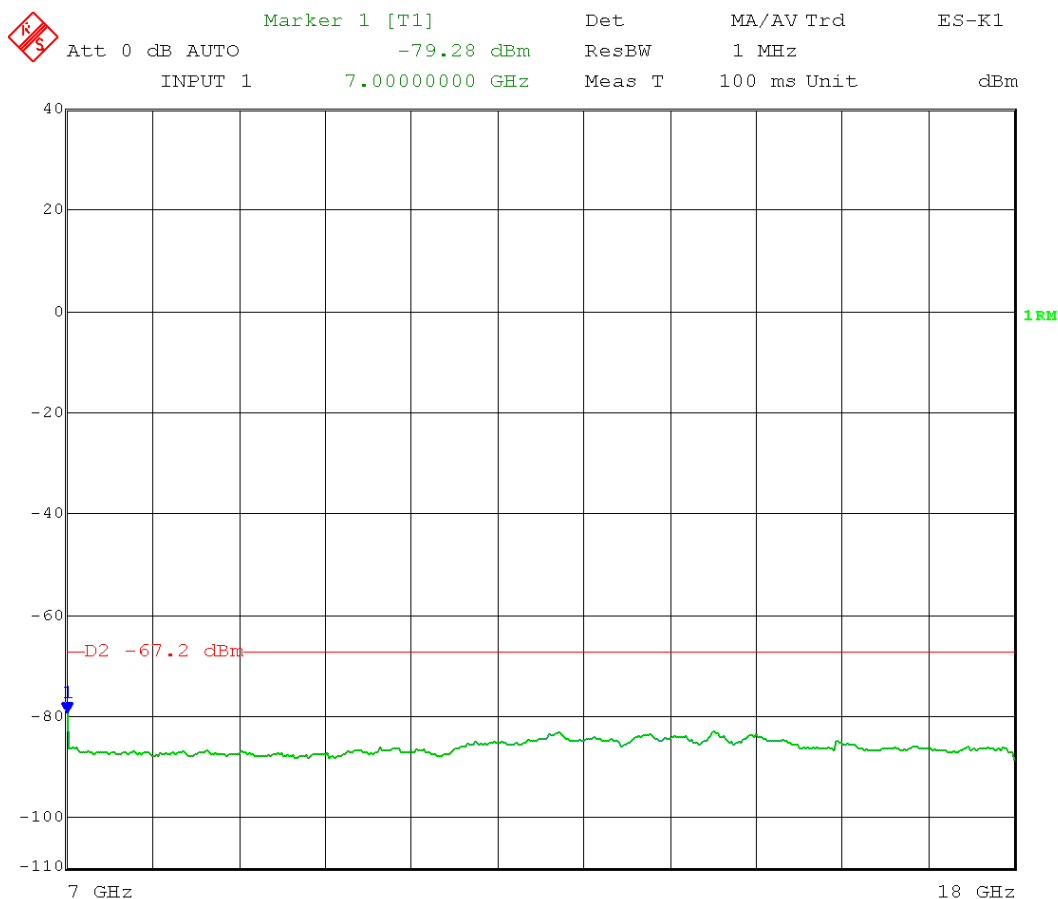
Date: 11.JUN.2014 15:04:56

Test Date: 06-11-2014  
Company: Cambium Networks  
EUT: ePMP 5.1 AP UNII  
Test: Maximum Unwanted Emission Levels - Conducted  
Operator: Craig B / Paul L  
Comment: Detector Bandwidth = 1 MHz  
Detector = RMS  
Low Channel Transmit = 5.190 GHz 40 MHz BW  
Output power setting: 2.0  
Channel 0  
Frequency Range: 7 – 18 GHz

Per 789033 D02 General UNII Test Procedures DR02-41759, section II.G.2.(c): “an out-of-band emission that complies with both the average and peak limits of 15.209 is not required to satisfy the -27 dBm/MHz or -17 dBm/MHz maximum emission limit.”

15.209 Average limit: 54 dB $\mu$ V/m @ 3 meters

RF conducted limit: 54 dB $\mu$ V/m -95.2 (3 meters) – 3 dB (MIMO) – 23 dBi antenna gain  
= -67.2 dBm Average



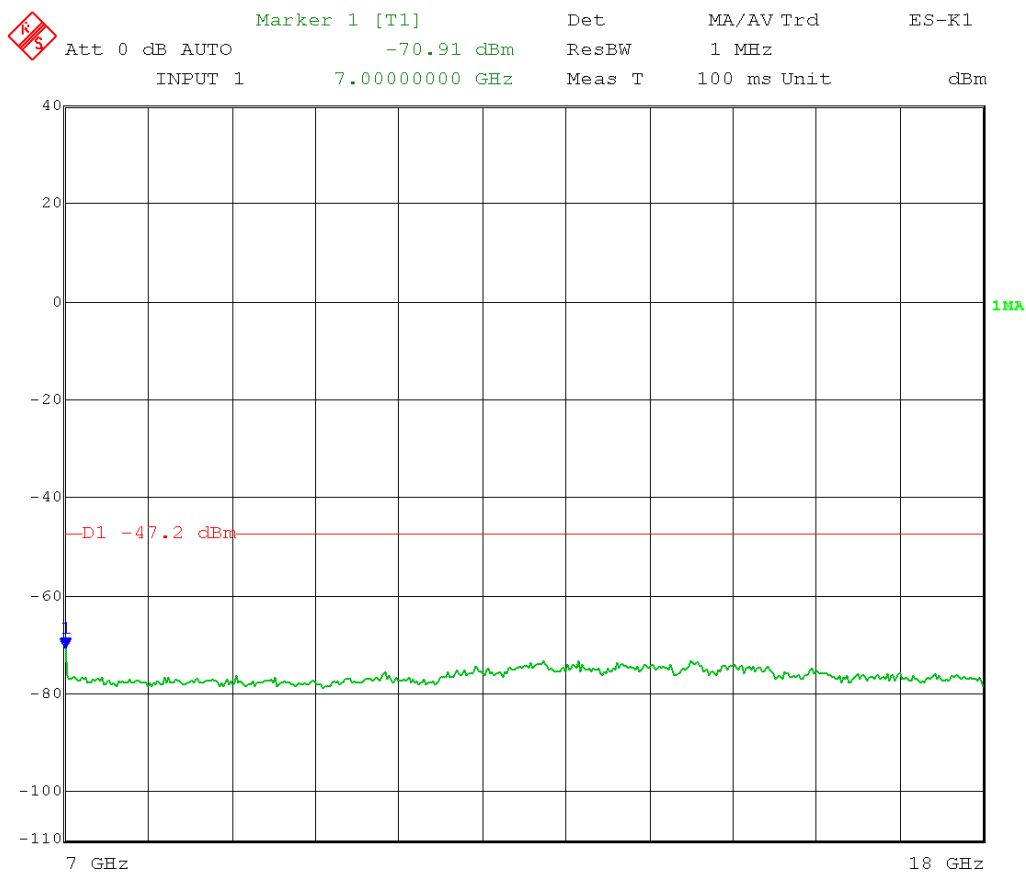
Date: 11.JUN.2014 15:19:57

Test Date: 06-11-2014  
Company: Cambium Networks  
EUT: ePMP 5.1 AP UNII  
Test: Maximum Unwanted Emission Levels - Conducted  
Operator: Craig B / Paul L  
Comment: Detector Bandwidth = 1 MHz  
Detector = Peak  
Low Channel Transmit = 5.190 GHz 40 MHz BW  
Output power setting: 2.0  
Channel 0  
Frequency Range: 7 – 18 GHz

Per 789033 D02 General UNII Test Procedures DR02-41759, section II.G.2.(c): “an out-of-band emission that complies with both the average and peak limits of 15.209 is not required to satisfy the -27 dBm/MHz or -17 dBm/MHz maximum emission limit.”

15.209 Peak limit: 74 dBμV/m @ 3 meters

RF conducted limit: 74 dBμV/m -95.2 (3 meters) – 3 dB (MIMO) – 23dBi antenna gain  
= -47.2 dBm Peak



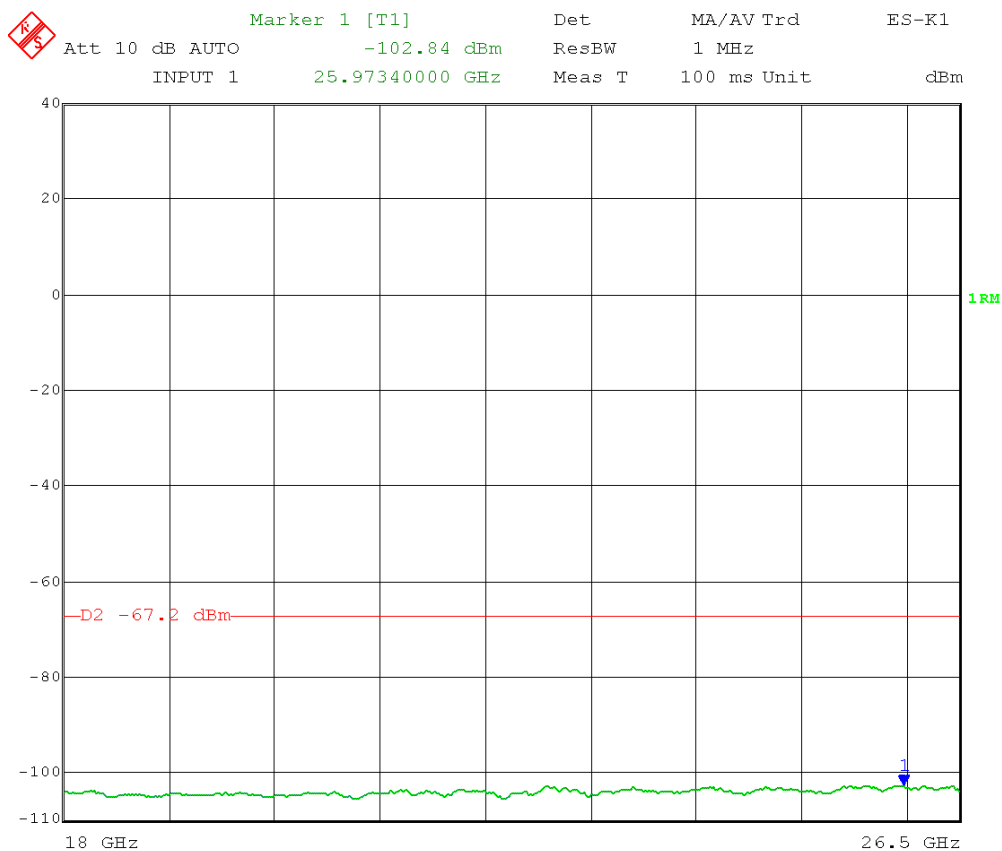
Date: 11.JUN.2014 15:21:35

Test Date: 06-12-2014  
Company: Cambium Networks  
EUT: ePMP 5.1 AP UNII  
Test: Maximum Unwanted Emission Levels - Conducted  
Operator: Craig B / Paul L  
Comment: Detector Bandwidth = 1 MHz  
Detector = RMS  
Low Channel Transmit = 5.190 GHz 40 MHz BW  
Output power setting: 2.0  
Channel 0  
Frequency Range: 18 – 26.5 GHz

Per 789033 D02 General UNII Test Procedures DR02-41759, section II.G.2.(c): “an out-of-band emission that complies with both the average and peak limits of 15.209 is not required to satisfy the -27 dBm/MHz or -17 dBm/MHz maximum emission limit.”

15.209 Average limit: 54 dB $\mu$ V/m @ 3 meters

RF conducted limit: 54 dB $\mu$ V/m -95.2 (3 meters) – 3 dB (MIMO) – 23 dBi antenna gain  
= -67.2 dBm Average



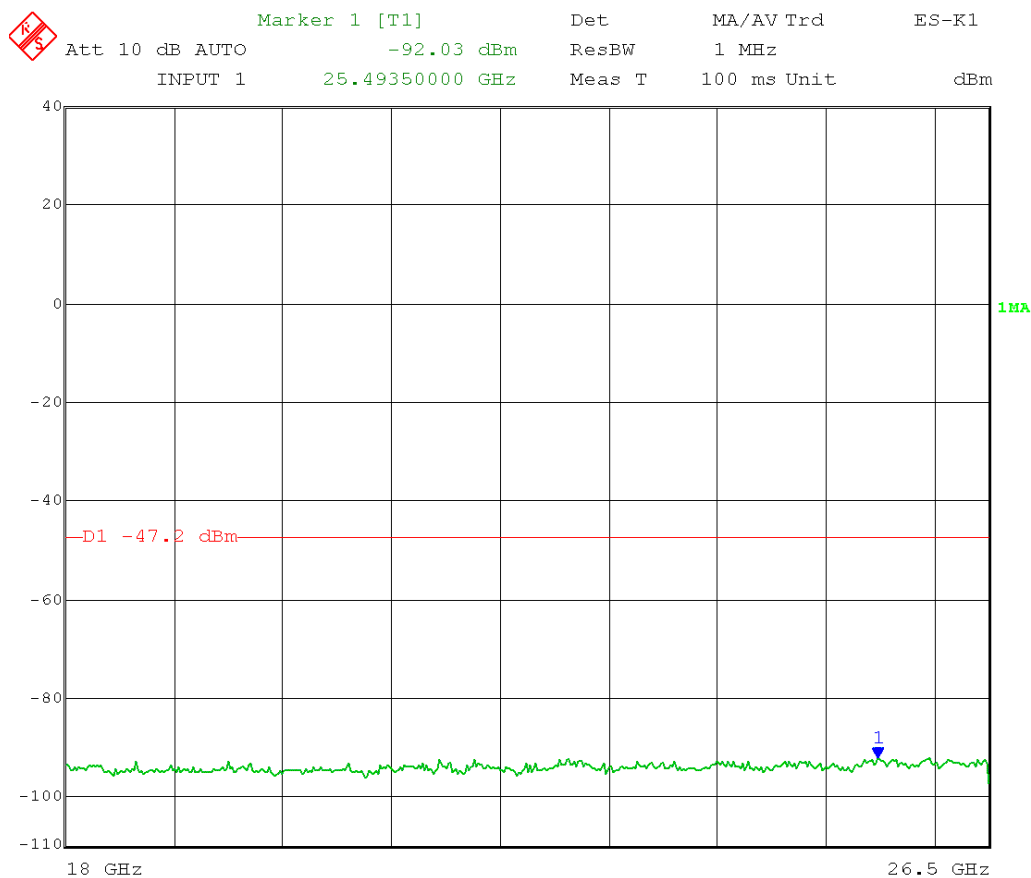
Date: 12.JUN.2014 15:40:41

Test Date: 06-12-2014  
Company: Cambium Networks  
EUT: ePMP 5.1 AP UNII  
Test: Maximum Unwanted Emission Levels - Conducted  
Operator: Craig B / Paul L  
Comment: Detector Bandwidth = 1 MHz  
Detector = Peak  
Low Channel Transmit = 5.190 GHz      40 MHz BW  
Output power setting: 2.0  
Channel 0  
Frequency Range: 18 – 26.5 GHz

Per 789033 D02 General UNII Test Procedures DR02-41759, section II.G.2.(c): “an out-of-band emission that complies with both the average and peak limits of 15.209 is not required to satisfy the -27 dBm/MHz or -17 dBm/MHz maximum emission limit.”

15.209 Peak limit: 74 dBμV/m @ 3 meters

RF conducted limit: 74 dBμV/m -95.2 (3 meters) – 3 dB (MIMO) – 23dBi antenna gain  
= -47.2 dBm Peak



Date: 12.JUN.2014 15:41:42

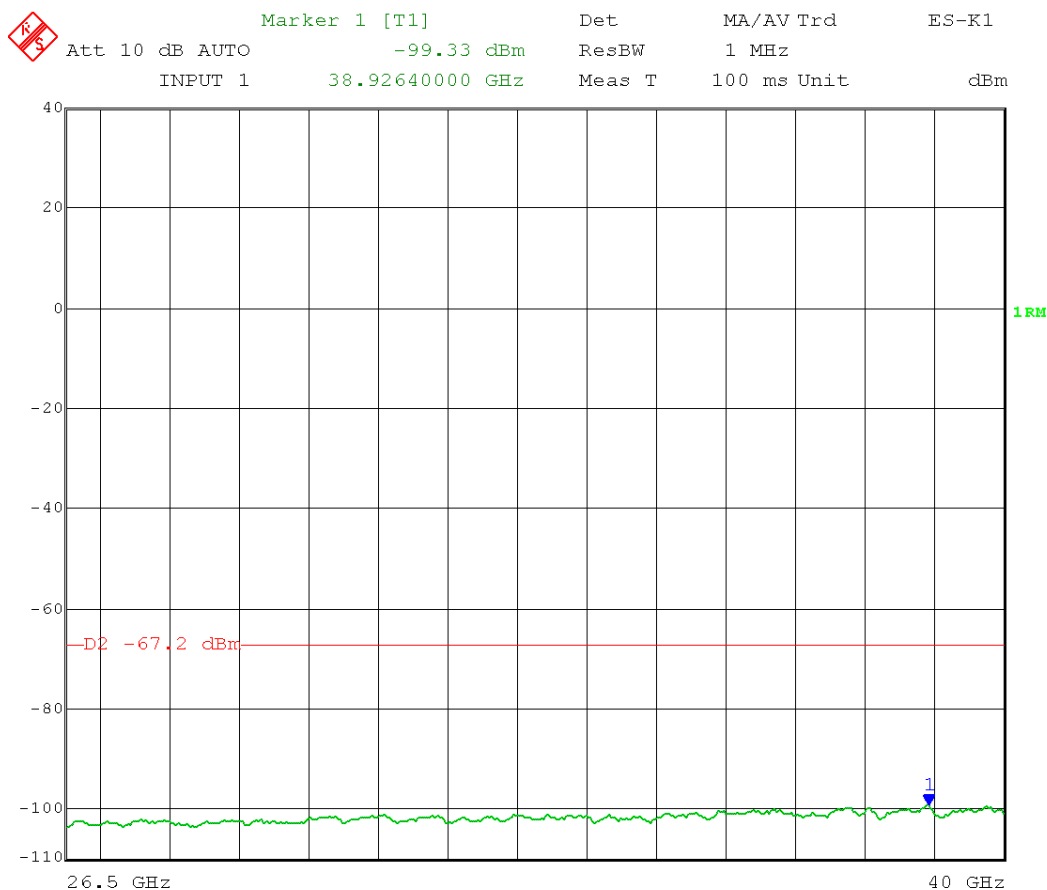


Test Date: 06-12-2014  
Company: Cambium Networks  
EUT: ePMP 5.1 AP UNII  
Test: Maximum Unwanted Emission Levels - Conducted  
Operator: Craig B / Paul L  
Comment: Detector Bandwidth = 1 MHz  
Detector = RMS  
Low Channel Transmit = 5.190 GHz      40 MHz BW  
Output power setting: 2.0  
Channel 0  
Frequency Range: 26.5 – 40 GHz

Per 789033 D02 General UNII Test Procedures DR02-41759, section II.G.2.(c): “an out-of-band emission that complies with both the average and peak limits of 15.209 is not required to satisfy the -27 dBm/MHz or -17 dBm/MHz maximum emission limit.”

15.209 Average limit: 54 dBμV/m @ 3 meters

RF conducted limit: 54 dBμV/m -95.2 (3 meters) – 3 dB (MIMO) – 23 dBi antenna gain  
= -67.2 dBm Average



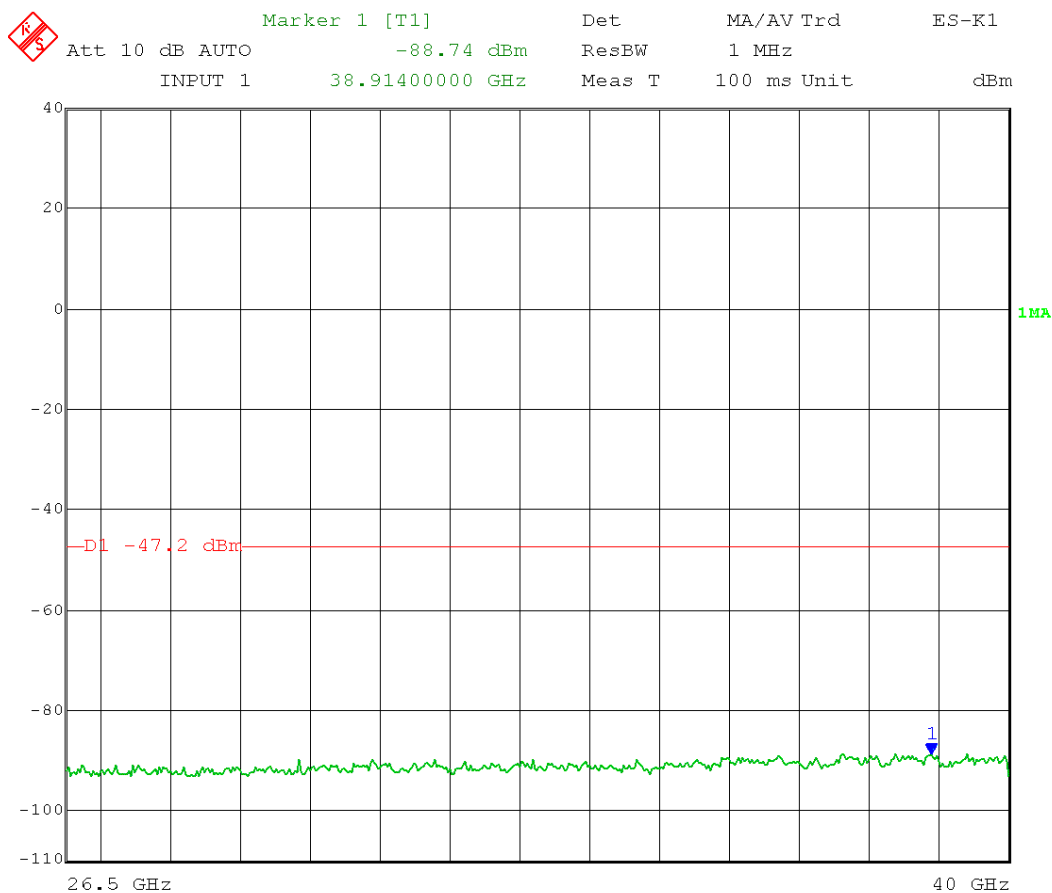
Date: 12.JUN.2014 15:46:19

Test Date: 06-12-2014  
Company: Cambium Networks  
EUT: ePMP 5.1 AP UNII  
Test: Maximum Unwanted Emission Levels - Conducted  
Operator: Craig B / Paul L  
Comment: Detector Bandwidth = 1 MHz  
Detector = Peak  
Low Channel Transmit = 5.190 GHz 40 MHz BW  
Output power setting: 2.0  
Channel 0  
Frequency Range: 26.5 – 40 GHz

Per 789033 D02 General UNII Test Procedures DR02-41759, section II.G.2.(c): “an out-of-band emission that complies with both the average and peak limits of 15.209 is not required to satisfy the -27 dBm/MHz or -17 dBm/MHz maximum emission limit.”

15.209 Peak limit: 74 dBμV/m @ 3 meters

RF conducted limit: 74 dBμV/m -95.2 (3 meters) – 3 dB (MIMO) – 23 dBi antenna gain  
= -47.2 dBm Peak



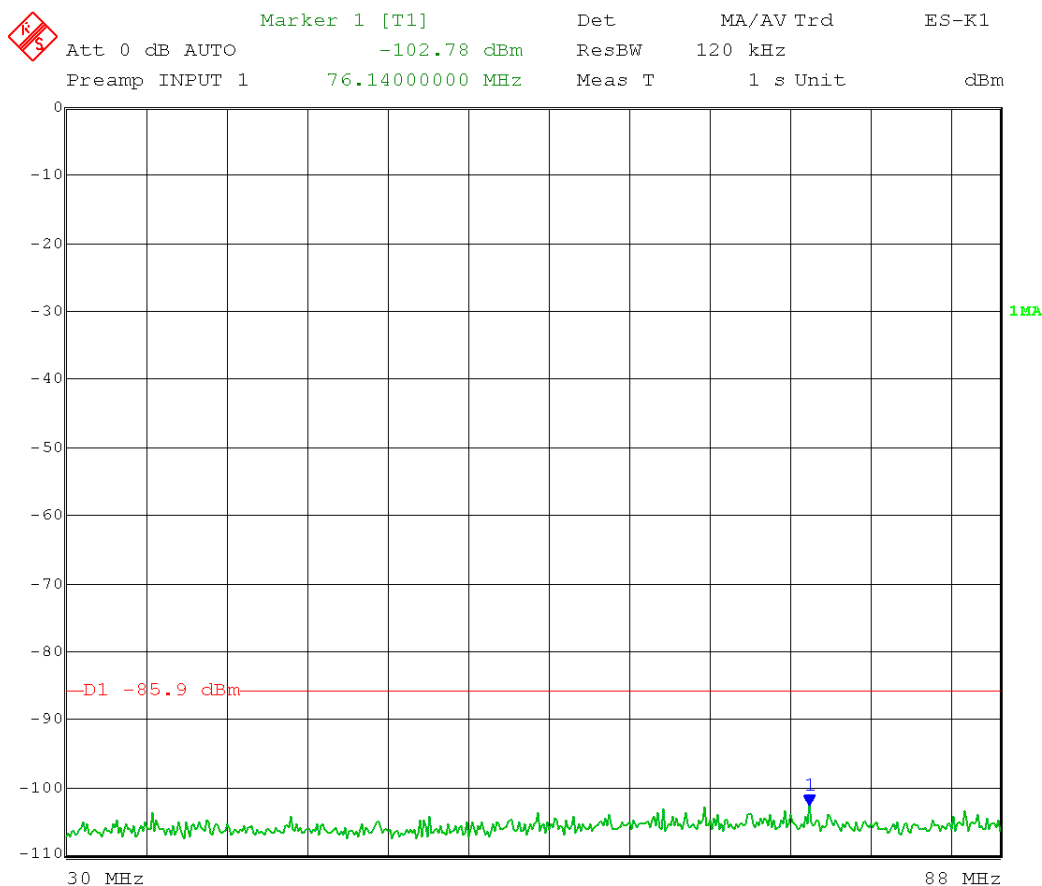
Date: 12.JUN.2014 15:44:56

Test Date: 06-11-2014  
Company: Cambium Networks  
EUT: ePMP 5.1 AP UNII  
Test: Maximum Unwanted Emission Levels - Conducted  
Operator: Craig B / Paul L  
Comment: Detector Bandwidth = 120 kHz  
Detector = Peak  
Mid Channel Transmit = 5.200 GHz 40 MHz BW  
Output power setting: 4.5  
Channel 0  
Frequency Range 30 MHz – 88 MHz

Per 789033 D02 General UNII Test Procedures DR02-41759, section II.G.2.(c): “an out-of-band emission that complies with both the average and peak limits of 15.209 is not required to satisfy the -27 dBm/MHz or -17 dBm/MHz maximum emission limit.”

15.209 Limit 30-88 MHz: 40 dBμV/m @ 3 meters

RF conducted limit: 40 dBμV/m -95.2 (3 meters) – 4.7 (ground plane) – 3dB (MIMO) – 23 dBi antenna gain = -85.9 dBm Quasi-Peak



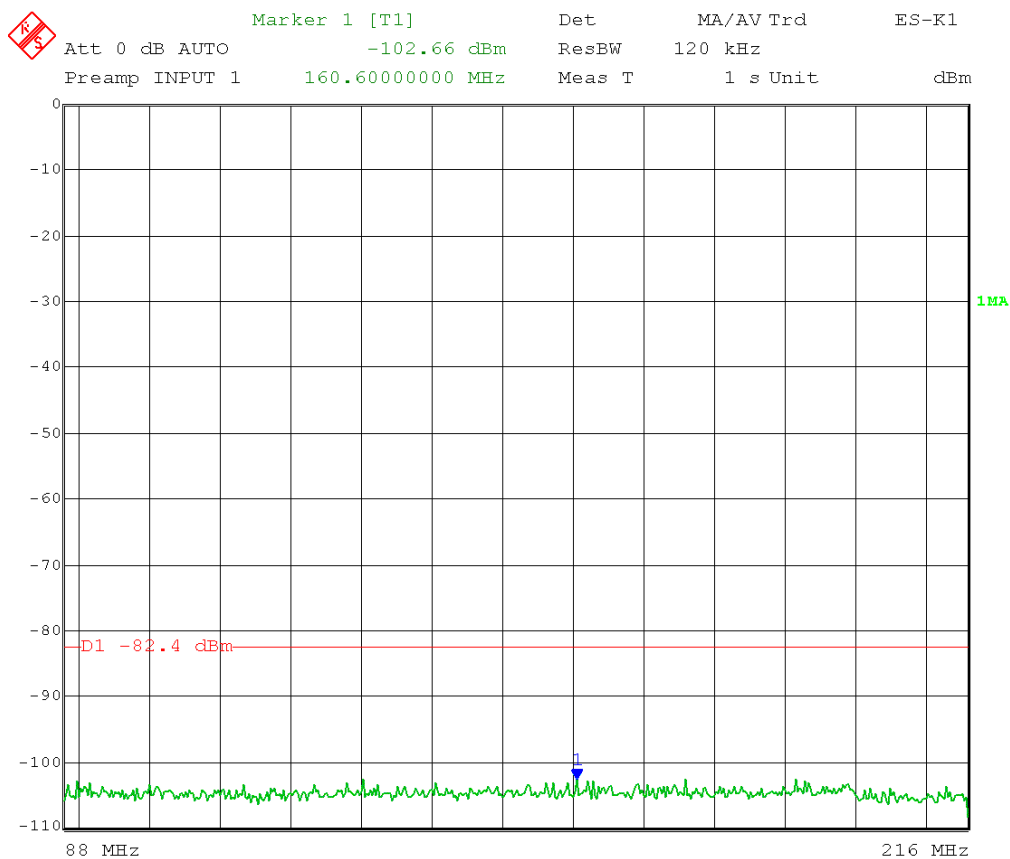
Date: 11.JUN.2014 10:15:14

Test Date: 06-11-2014  
Company: Cambium Networks  
EUT: ePMP 5.1 AP UNII  
Test: Maximum Unwanted Emission Levels - Conducted  
Operator: Craig B / Paul L  
Comment: Detector Bandwidth = 120 kHz  
Detector = Peak  
Mid Channel Transmit = 5.200 GHz 40 MHz BW  
Output power setting: 4.5  
Channel 0  
Frequency Range 88 MHz – 216 MHz

Per 789033 D02 General UNII Test Procedures DR02-41759, section II.G.2.(c): “an out-of-band emission that complies with both the average and peak limits of 15.209 is not required to satisfy the -27 dBm/MHz or -17 dBm/MHz maximum emission limit.”

15.209 Limit 88-216 MHz: 43.5 dB $\mu$ V/m @ 3 meters

RF conducted limit: 43.5 dB $\mu$ V/m -95.2 (3 meters) – 4.7 (ground plane) – 3dB (MIMO) – 23 dBi antenna gain = -82.4 dBm Quasi-Peak



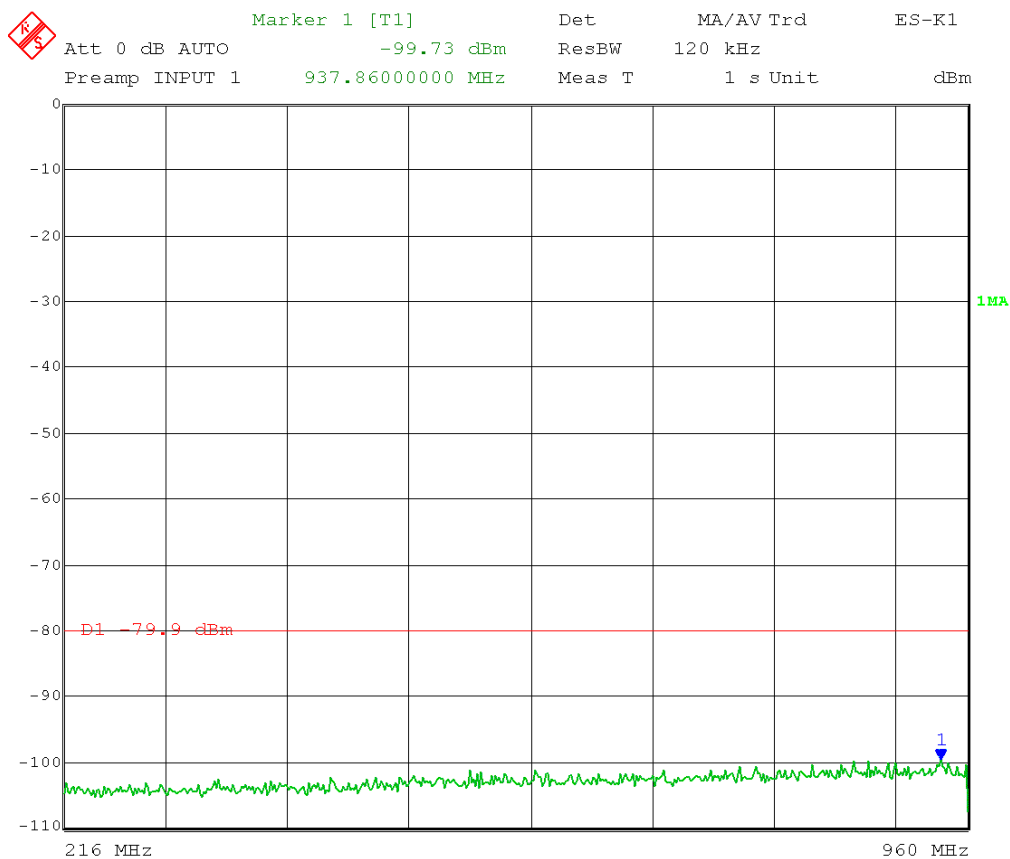
Date: 11.JUN.2014 10:17:01

Test Date: 06-11-2014  
Company: Cambium Networks  
EUT: ePMP 5.1 AP UNII  
Test: Maximum Unwanted Emission Levels - Conducted  
Operator: Craig B / Paul L  
Comment: Detector Bandwidth = 120 kHz  
Detector = Peak  
Mid Channel Transmit = 5.200 GHz 40 MHz BW  
Output power setting: 4.5  
Channel 0  
Frequency Range: 216 MHz – 960 MHz

Per 789033 D02 General UNII Test Procedures DR02-41759, section II.G.2.(c): “an out-of-band emission that complies with both the average and peak limits of 15.209 is not required to satisfy the -27 dBm/MHz or -17 dBm/MHz maximum emission limit.”

15.209 Limit 216-960 MHz: 46 dB $\mu$ V/m @ 3 meters

RF conducted limit: 46 dB $\mu$ V/m -95.2 (3 meters) – 4.7 (ground plane) – 3dB (MIMO) – 23 dBi antenna gain = -79.9 dBm Quasi-Peak



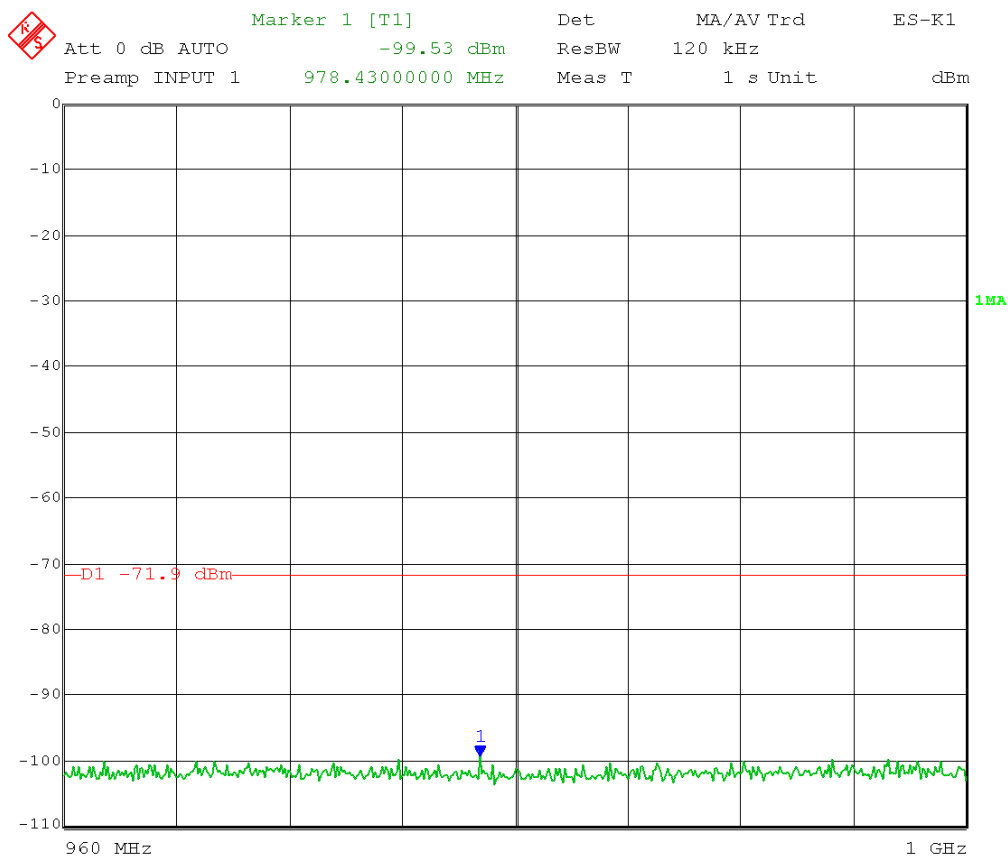
Date: 11.JUN.2014 10:19:00

Test Date: 06-11-2014  
Company: Cambium Networks  
EUT: ePMP 5.1 AP UNII  
Test: Maximum Unwanted Emission Levels - Conducted  
Operator: Craig B / Paul L  
Comment: Detector Bandwidth = 120 kHz  
Detector = Peak  
Mid Channel Transmit = 5.200 GHz 40 MHz BW  
Output power setting: 4.5  
Channel 0  
Frequency Range: 960 MHz – 1000 MHz

Per 789033 D02 General UNII Test Procedures DR02-41759, section II.G.2.(c): “an out-of-band emission that complies with both the average and peak limits of 15.209 is not required to satisfy the -27 dBm/MHz or -17 dBm/MHz maximum emission limit.”

15.209 Limit 960-1000 MHz: 54 dBμV/m @ 3 meters

RF conducted limit: 54 dBμV/m -95.2 (3 meters) – 4.7 (ground plane) – 3dB (MIMO) – 23 dBi antenna gain = -71.9 dBm Quasi-Peak



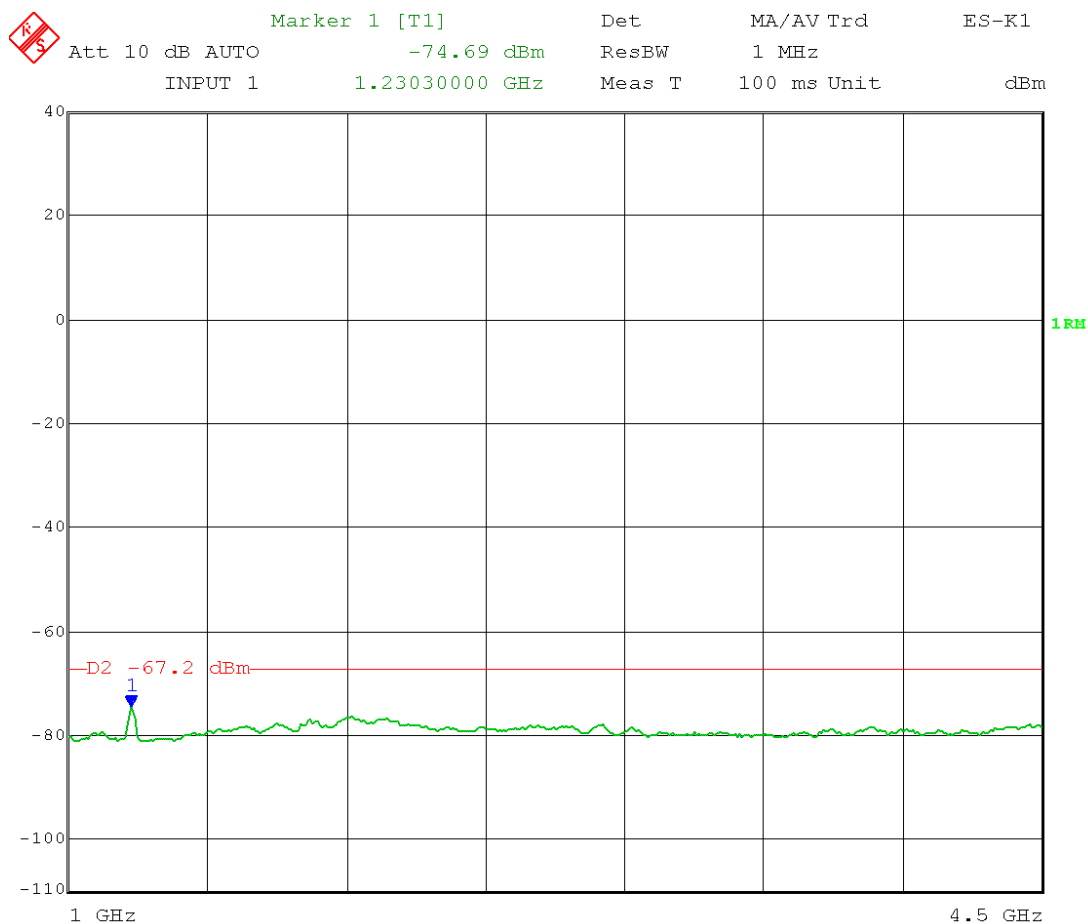
Date: 11.JUN.2014 10:20:16

Test Date: 06-11-2014  
Company: Cambium Networks  
EUT: ePMP 5.1 AP UNII  
Test: Maximum Unwanted Emission Levels - Conducted  
Operator: Craig B / Paul L  
Comment: Detector Bandwidth = 1 MHz  
Detector = RMS  
Mid Channel Transmit = 5.200 GHz 40 MHz BW  
Output power setting: 4.5  
Channel 0  
Frequency Range: 1 – 4.5 GHz

Per 789033 D02 General UNII Test Procedures DR02-41759, section II.G.2.(c): “an out-of-band emission that complies with both the average and peak limits of 15.209 is not required to satisfy the -27 dBm/MHz or -17 dBm/MHz maximum emission limit.”

15.209 Average limit: 54 dBμV/m @ 3 meters

RF conducted limit: 54 dBμV/m -95.2 (3 meters) – 3 dB (MIMO) – 23 dBi antenna gain  
= -67.2 dBm Average



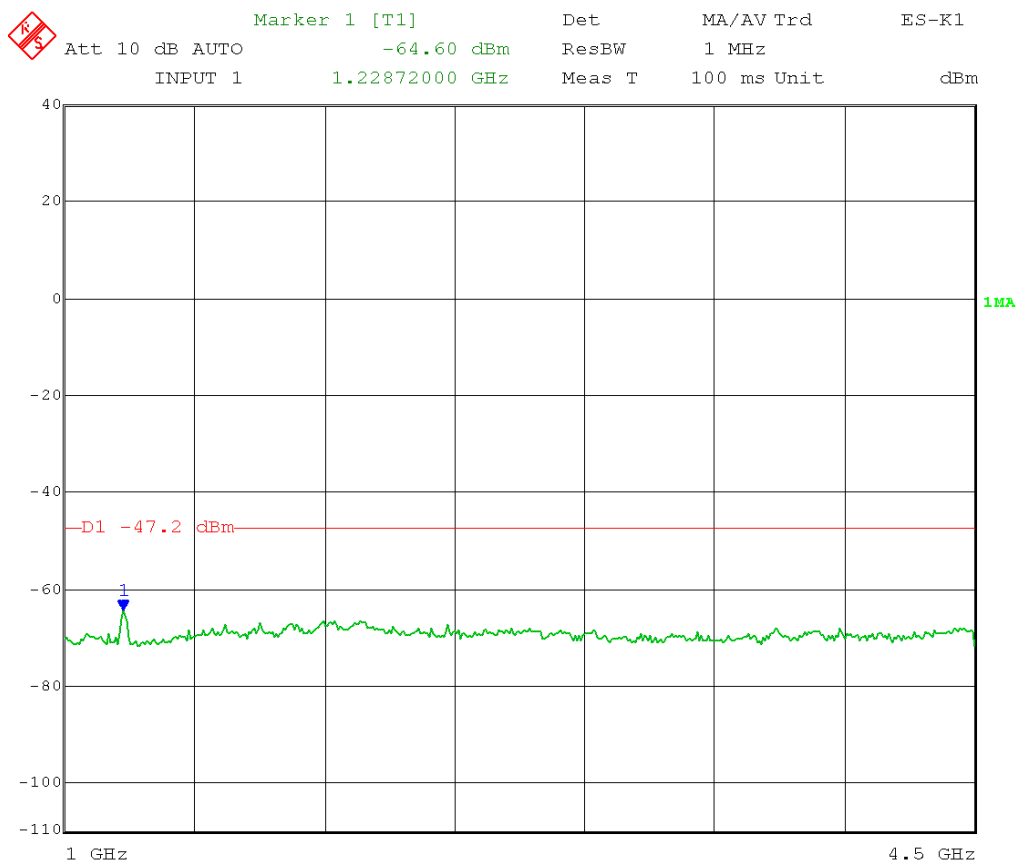
Date: 11.JUN.2014 14:13:52

Test Date: 06-11-2014  
Company: Cambium Networks  
EUT: ePMP 5.1 AP UNII  
Test: Maximum Unwanted Emission Levels - Conducted  
Operator: Craig B / Paul L  
Comment: Detector Bandwidth = 1 MHz  
Detector = Peak  
Mid Channel Transmit = 5.200 GHz 40 MHz BW  
Output power setting: 4.5  
Channel 0  
Frequency Range: 1 – 4.5 GHz

Per 789033 D02 General UNII Test Procedures DR02-41759, section II.G.2.(c): “an out-of-band emission that complies with both the average and peak limits of 15.209 is not required to satisfy the -27 dBm/MHz or -17 dBm/MHz maximum emission limit.”

15.209 Peak limit: 74 dBμV/m @ 3 meters

RF conducted limit: 74 dBμV/m -95.2 (3 meters) – 3 dB (MIMO) – 23 dBi antenna gain  
= -47.2 dBm Peak



Date: 11.JUN.2014 14:16:28



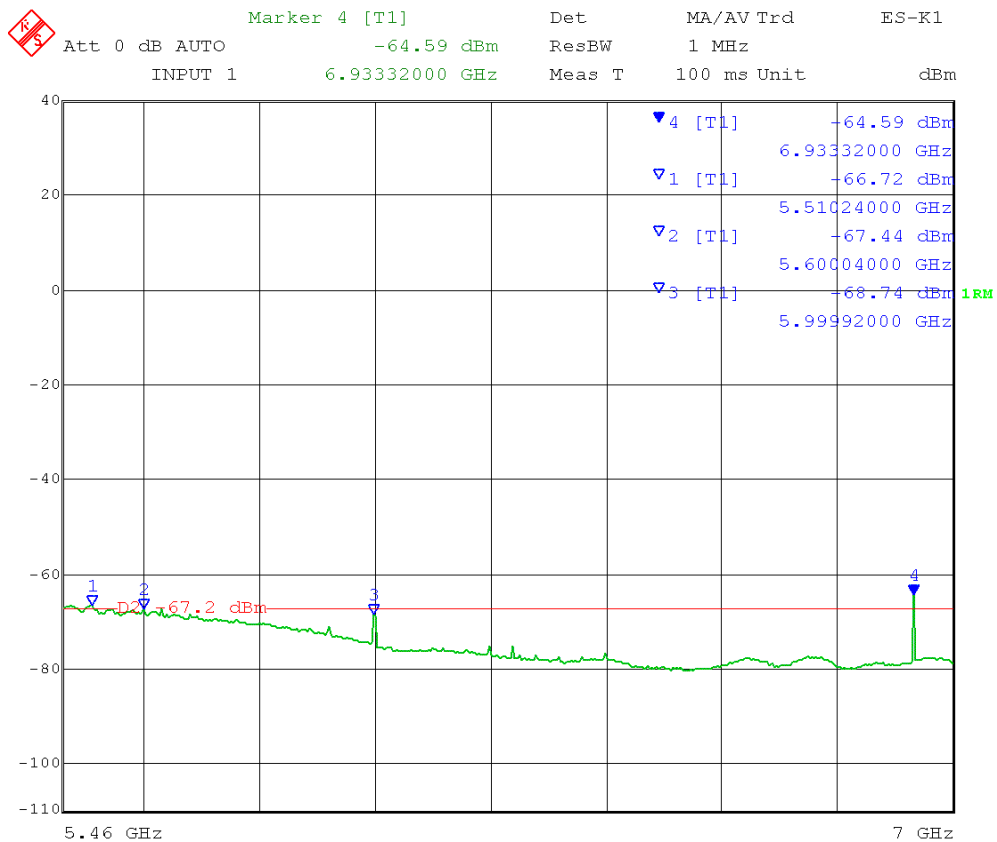
Test Date: 06-11-2014  
 Company: Cambium Networks  
 EUT: ePMP 5.1 AP UNII  
 Test: Maximum Unwanted Emission Levels - Conducted  
 Operator: Craig B / Paul L  
 Comment: Detector Bandwidth = 1 MHz  
           Detector = RMS  
           Mid Channel Transmit = 5.200 GHz                      40 MHz BW  
           Output power setting: 4.5  
           Channel 0  
           Frequency Range: 5.46 – 7 GHz

Per 789033 D02 General UNII Test Procedures DR02-41759, section II.G.2.(c): “an out-of-band emission that complies with both the average and peak limits of 15.209 is not required to satisfy the -27 dBm/MHz or -17 dBm/MHz maximum emission limit.”

15.209 Average limit: 54 dBμV/m @ 3 meters

RF conducted limit: 54 dBμV/m -95.2 (3 meters) – 3 dB (MIMO) – 23 dBi antenna gain  
= -67.2 dBm Average

NOTE: emissions shown are NOT in a restricted band; see next page for measurement of these emissions.



Date: 11.JUN.2014 14:47:51

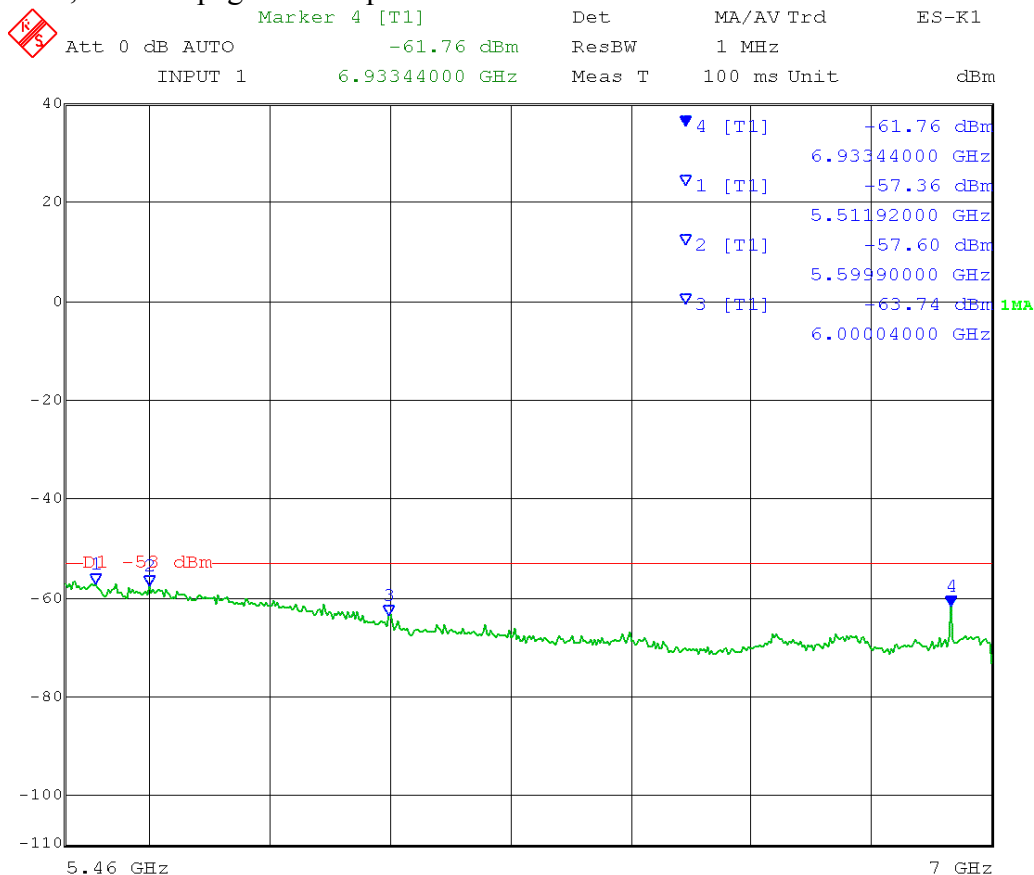
Test Date: 06-11-2014  
 Company: Cambium Networks  
 EUT: ePMP 5.1 AP UNII  
 Test: Maximum Unwanted Emission Levels - Conducted  
 Operator: Craig B / Paul L  
 Comment: Detector Bandwidth = 1 MHz  
           Detector = Peak  
           Mid Channel Transmit = 5.200 GHz                      40 MHz BW  
           Output power setting: 4.5  
           Channel 0  
           Frequency Range: 5.46 – 7 GHz

Per 789033 D02 General UNII Test Procedures DR02-41759, section II.G.2.(c): “an out-of-band emission that complies with both the average and peak limits of 15.209 is not required to satisfy the -27 dBm/MHz or -17 dBm/MHz maximum emission limit.”

NOTE: Emissions are not in restricted band.

Non-restricted band RF conducted limit: -27 dBm/MHz – 3 dB (MIMO) – 23 dBi antenna gain = -53 dBm/MHz Peak

Also, see next page for compliance to limit corrected for 30 dBi antenna.



Date: 11.JUN.2014 14:49:16

Test Date: 06-11-2014  
 Company: Cambium Networks  
 EUT: ePMP 5.1 AP UNII  
 Test: Maximum Unwanted Emission Levels - Conducted  
 Operator: Craig B / Paul L  
 Comment: Detector Bandwidth = 1 MHz  
           Detector = Peak  
           Mid Channel Transmit = 5.200 GHz           40 MHz BW  
           Output power setting: 8.5 – 10 dB external atten. = -1.5  
           Channel 0  
           Frequency Range: 5.46 – 7 GHz

Per 789033 D02 General UNII Test Procedures DR02-41759, section II.G.2.(c): “an out-of-band emission that complies with both the average and peak limits of 15.209 is not required to satisfy the -27 dBm/MHz or -17 dBm/MHz maximum emission limit.”

NOTE: Emissions are not in restricted band.

Non-restricted band RF conducted limit: -27 dBm/MHz – 3 dB (MIMO) – 30 dBi antenna gain = -60 dBm/MHz Peak



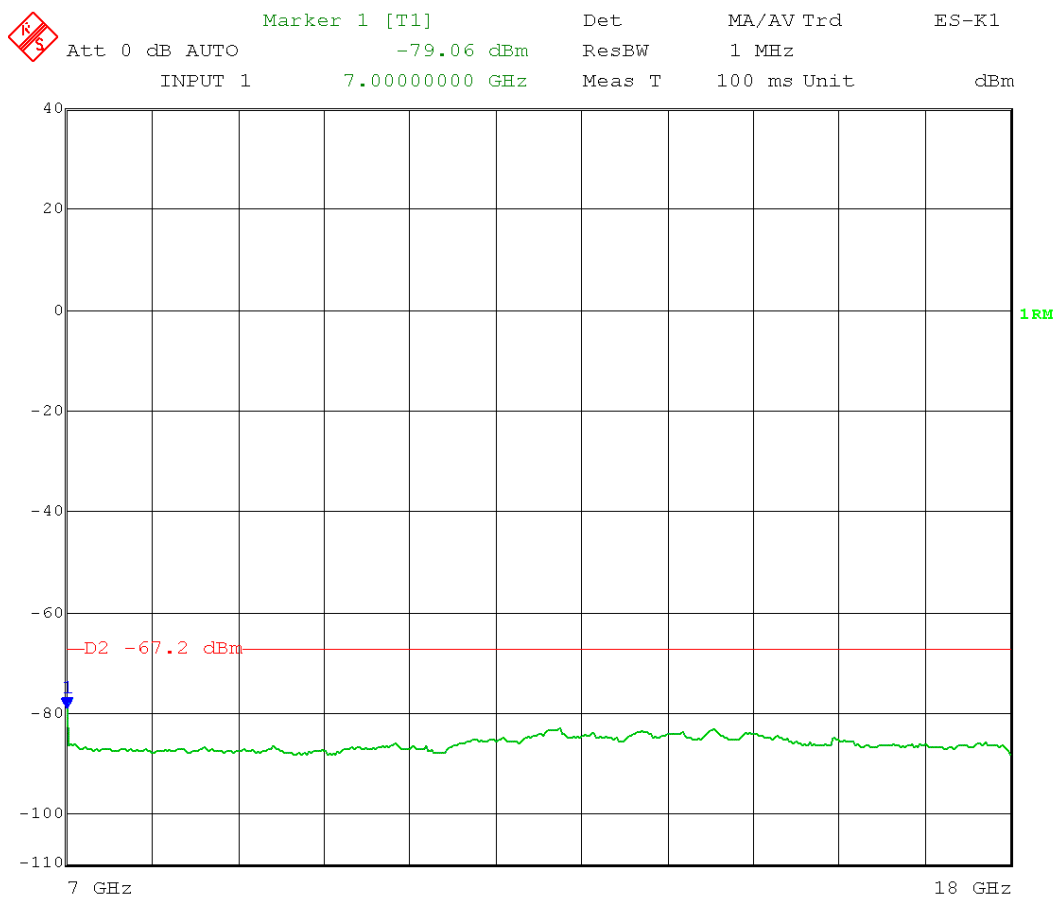
Date: 11.JUN.2014 14:53:51

Test Date: 06-11-2014  
Company: Cambium Networks  
EUT: ePMP 5.1 AP UNII  
Test: Maximum Unwanted Emission Levels - Conducted  
Operator: Craig B / Paul L  
Comment: Detector Bandwidth = 1 MHz  
Detector = RMS  
Mid Channel Transmit = 5.200 GHz 40 MHz BW  
Output power setting: 4.5  
Channel 0  
Frequency Range: 7 – 18 GHz

Per 789033 D02 General UNII Test Procedures DR02-41759, section II.G.2.(c): “an out-of-band emission that complies with both the average and peak limits of 15.209 is not required to satisfy the -27 dBm/MHz or -17 dBm/MHz maximum emission limit.”

15.209 Average limit: 54 dB $\mu$ V/m @ 3 meters

RF conducted limit: 54 dB $\mu$ V/m -95.2 (3 meters) – 3 dB (MIMO) – 23 dBi antenna gain  
= -67.2 dBm Average



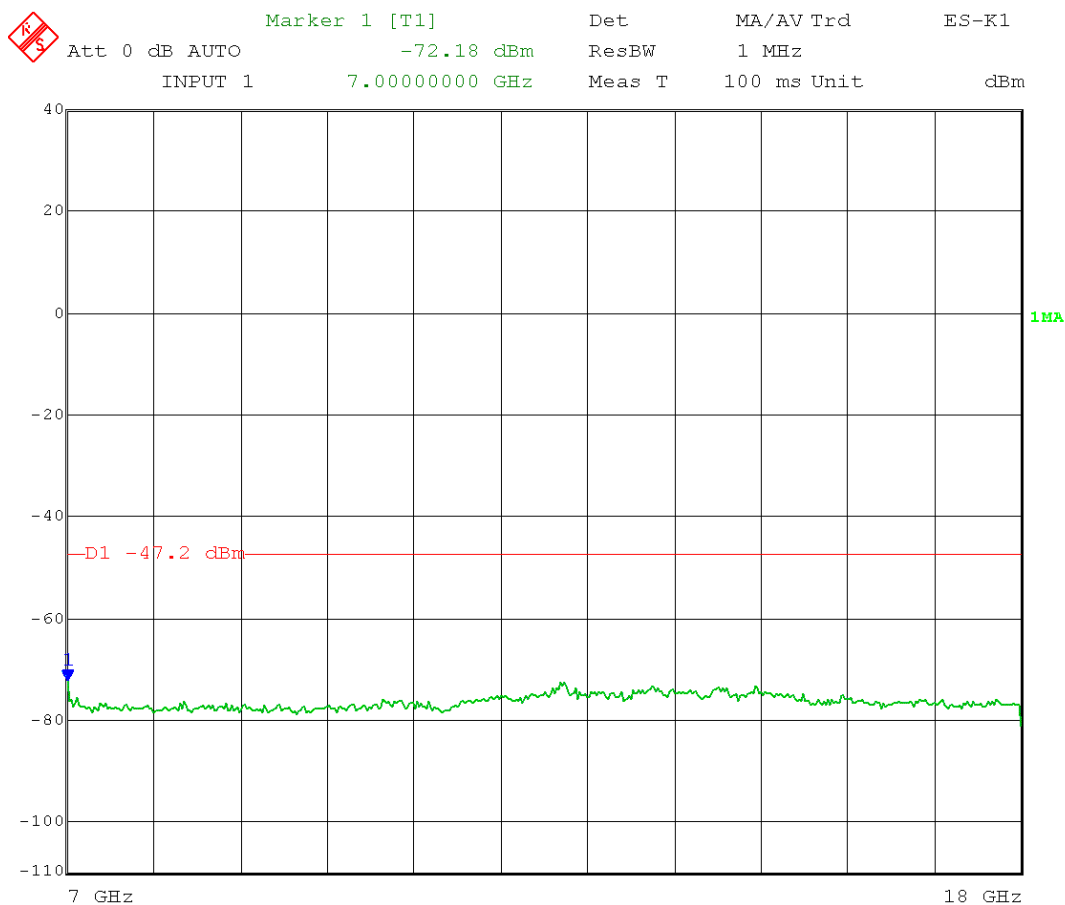
Date: 11.JUN.2014 15:14:37

Test Date: 06-11-2014  
Company: Cambium Networks  
EUT: ePMP 5.1 AP UNII  
Test: Maximum Unwanted Emission Levels - Conducted  
Operator: Craig B / Paul L  
Comment: Detector Bandwidth = 1 MHz  
Detector = Peak  
Mid Channel Transmit = 5.200 GHz 40 MHz BW  
Output power setting: 4.5  
Channel 0  
Frequency Range: 7 – 18 GHz

Per 789033 D02 General UNII Test Procedures DR02-41759, section II.G.2.(c): “an out-of-band emission that complies with both the average and peak limits of 15.209 is not required to satisfy the -27 dBm/MHz or -17 dBm/MHz maximum emission limit.”

15.209 Peak limit: 74 dBμV/m @ 3 meters

RF conducted limit: 74 dBμV/m -95.2 (3 meters) – 3 dB (MIMO) – 23dBi antenna gain  
= -47.2 dBm Peak



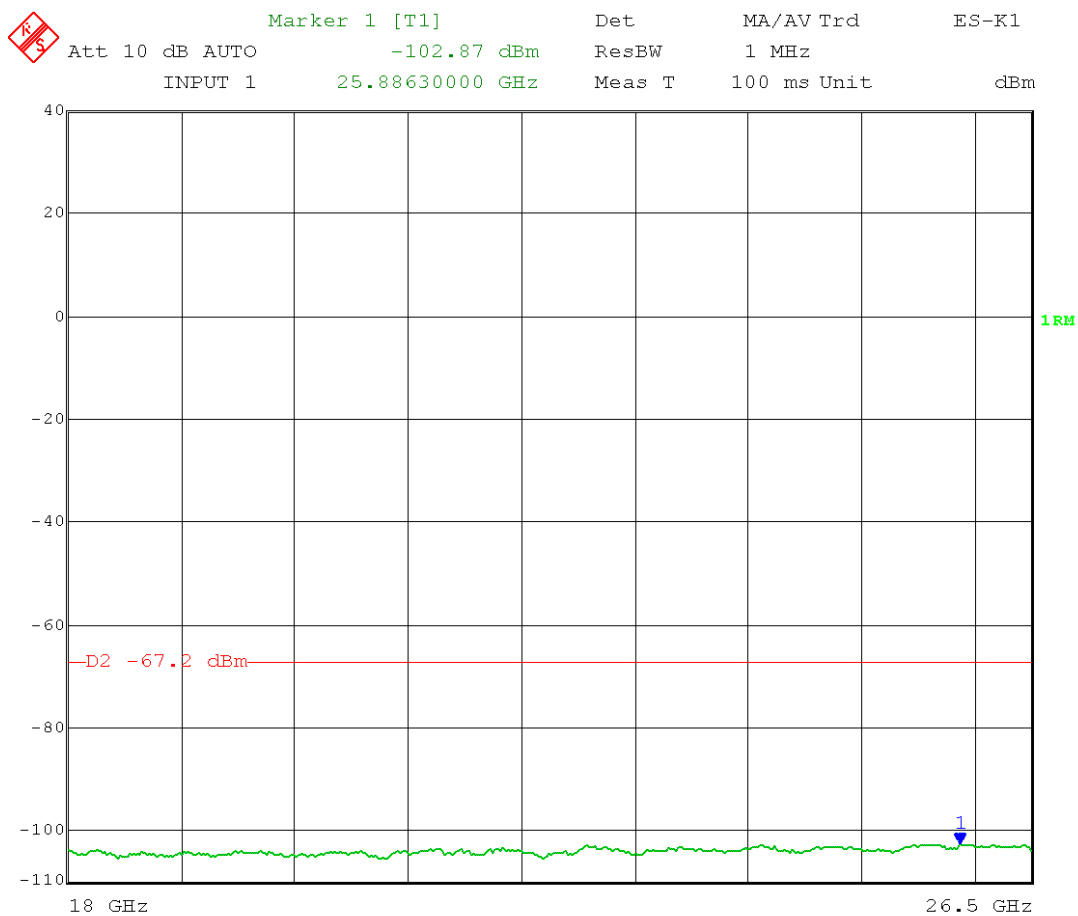
Date: 11.JUN.2014 15:16:16

Test Date: 06-12-2014  
Company: Cambium Networks  
EUT: ePMP 5.1 AP UNII  
Test: Maximum Unwanted Emission Levels - Conducted  
Operator: Craig B / Paul L  
Comment: Detector Bandwidth = 1 MHz  
Detector = RMS  
Mid Channel Transmit = 5.200 GHz 40 MHz BW  
Output power setting: 4.5  
Channel 0  
Frequency Range: 18 – 26.5 GHz

Per 789033 D02 General UNII Test Procedures DR02-41759, section II.G.2.(c): “an out-of-band emission that complies with both the average and peak limits of 15.209 is not required to satisfy the -27 dBm/MHz or -17 dBm/MHz maximum emission limit.”

15.209 Average limit: 54 dB $\mu$ V/m @ 3 meters

RF conducted limit: 54 dB $\mu$ V/m -95.2 (3 meters) – 3 dB (MIMO) – 23 dBi antenna gain  
= -67.2 dBm Average



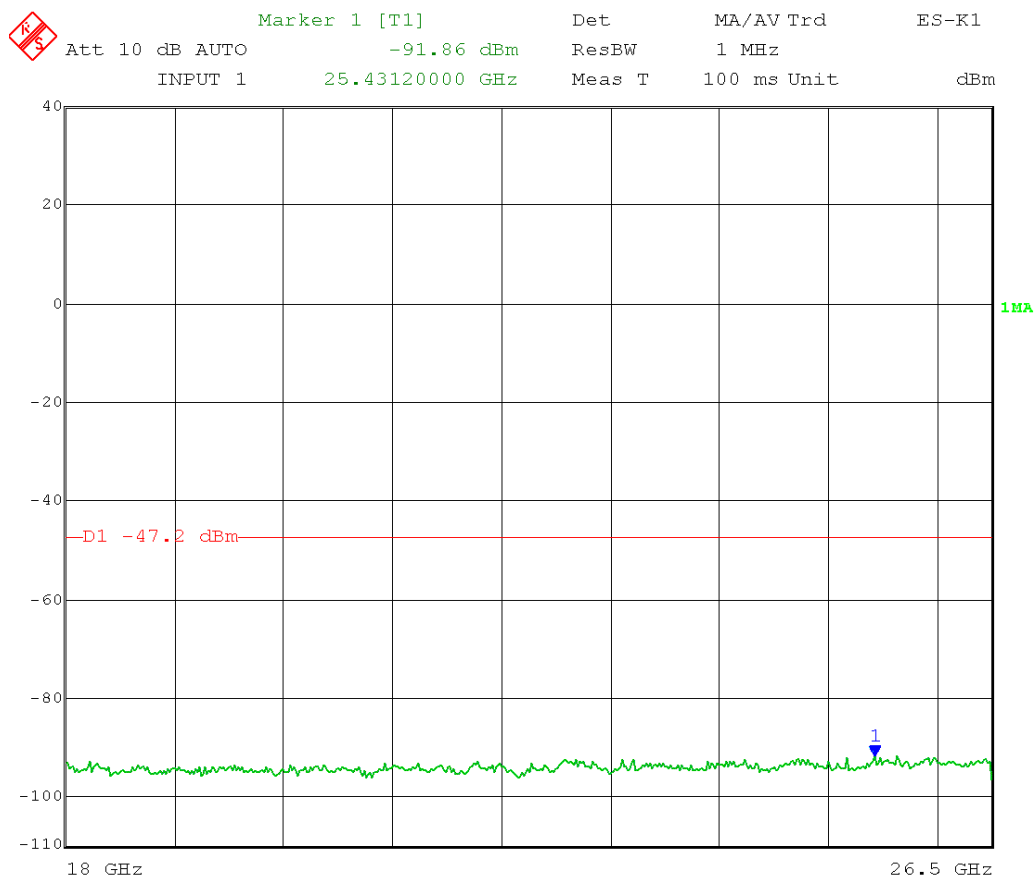
Date: 12.JUN.2014 15:48:35

Test Date: 06-12-2014  
Company: Cambium Networks  
EUT: ePMP 5.1 AP UNII  
Test: Maximum Unwanted Emission Levels - Conducted  
Operator: Craig B / Paul L  
Comment: Detector Bandwidth = 1 MHz  
Detector = Peak  
Mid Channel Transmit = 5.200 GHz 40 MHz BW  
Output power setting: 4.5  
Channel 0  
Frequency Range: 18 – 26.5 GHz

Per 789033 D02 General UNII Test Procedures DR02-41759, section II.G.2.(c): “an out-of-band emission that complies with both the average and peak limits of 15.209 is not required to satisfy the -27 dBm/MHz or -17 dBm/MHz maximum emission limit.”

15.209 Peak limit: 74 dB $\mu$ V/m @ 3 meters

RF conducted limit: 74 dB $\mu$ V/m -95.2 (3 meters) – 3 dB (MIMO) – 23dBi antenna gain  
= -47.2 dBm Peak



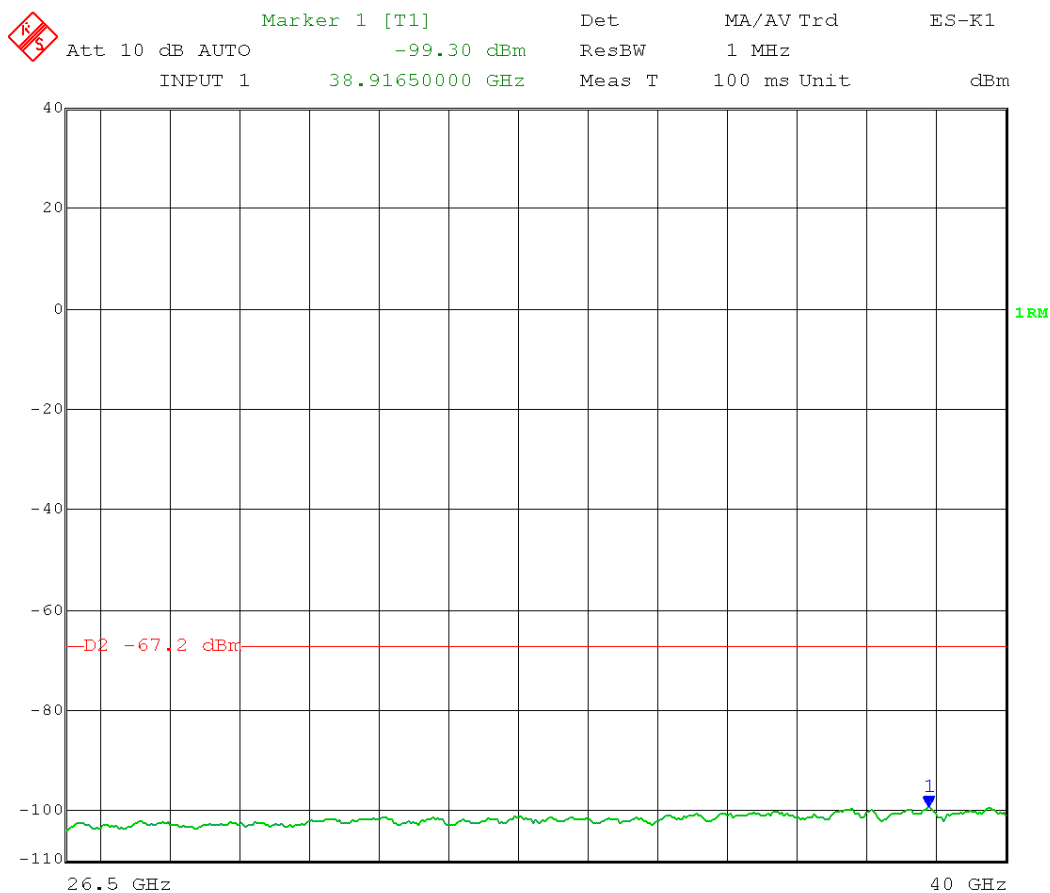
Date: 12.JUN.2014 15:49:37

Test Date: 06-12-2014  
Company: Cambium Networks  
EUT: ePMP 5.1 AP UNII  
Test: Maximum Unwanted Emission Levels - Conducted  
Operator: Craig B / Paul L  
Comment: Detector Bandwidth = 1 MHz  
Detector = RMS  
Mid Channel Transmit = 5.200 GHz 40 MHz BW  
Output power setting: 4.5  
Channel 0  
Frequency Range: 26.5 – 40 GHz

Per 789033 D02 General UNII Test Procedures DR02-41759, section II.G.2.(c): “an out-of-band emission that complies with both the average and peak limits of 15.209 is not required to satisfy the -27 dBm/MHz or -17 dBm/MHz maximum emission limit.”

15.209 Average limit: 54 dBμV/m @ 3 meters

RF conducted limit: 54 dBμV/m -95.2 (3 meters) – 3 dB (MIMO) – 23 dBi antenna gain  
= -67.2 dBm Average



Date: 12.JUN.2014 15:53:13

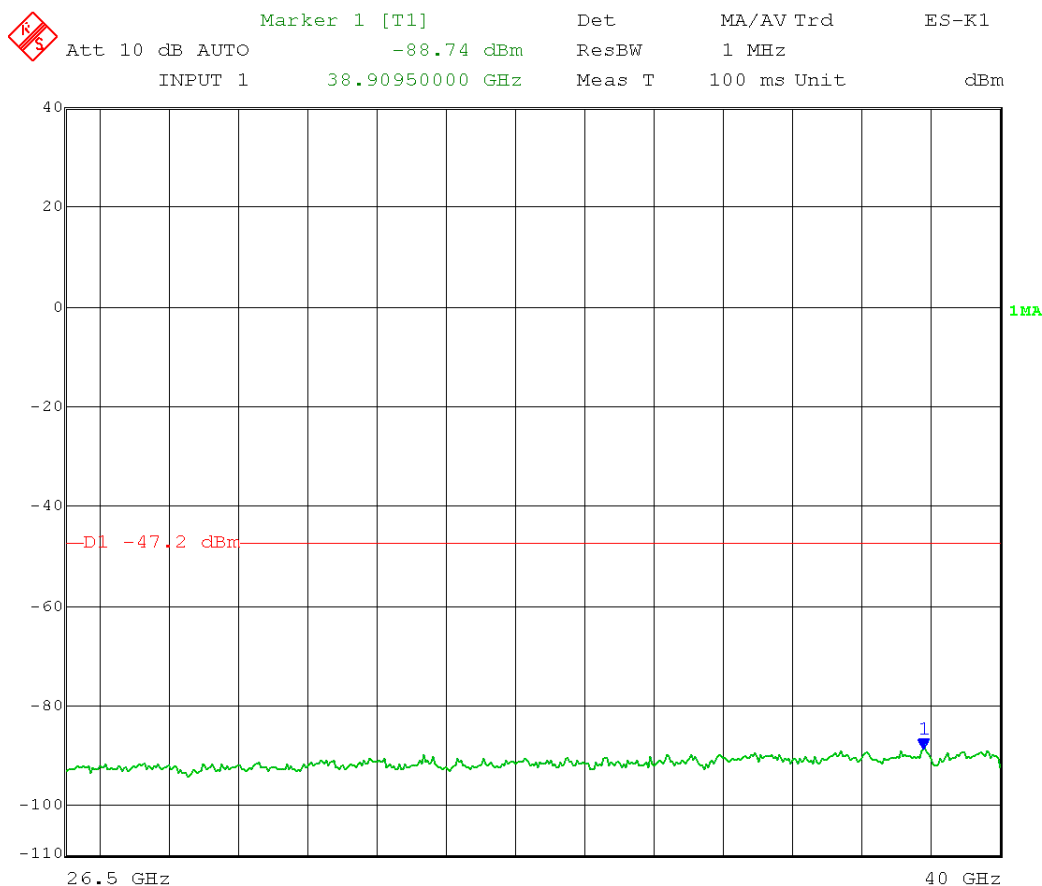


Test Date: 06-12-2014  
Company: Cambium Networks  
EUT: ePMP 5.1 AP UNII  
Test: Maximum Unwanted Emission Levels - Conducted  
Operator: Craig B / Paul L  
Comment: Detector Bandwidth = 1 MHz  
Detector = Peak  
Mid Channel Transmit = 5.200 GHz 40 MHz BW  
Output power setting: 4.5  
Channel 0  
Frequency Range: 26.5 – 40 GHz

Per 789033 D02 General UNII Test Procedures DR02-41759, section II.G.2.(c): “an out-of-band emission that complies with both the average and peak limits of 15.209 is not required to satisfy the -27 dBm/MHz or -17 dBm/MHz maximum emission limit.”

15.209 Peak limit: 74 dBμV/m @ 3 meters

RF conducted limit: 74 dBμV/m -95.2 (3 meters) – 3 dB (MIMO) – 23 dBi antenna gain  
= -47.2 dBm Peak



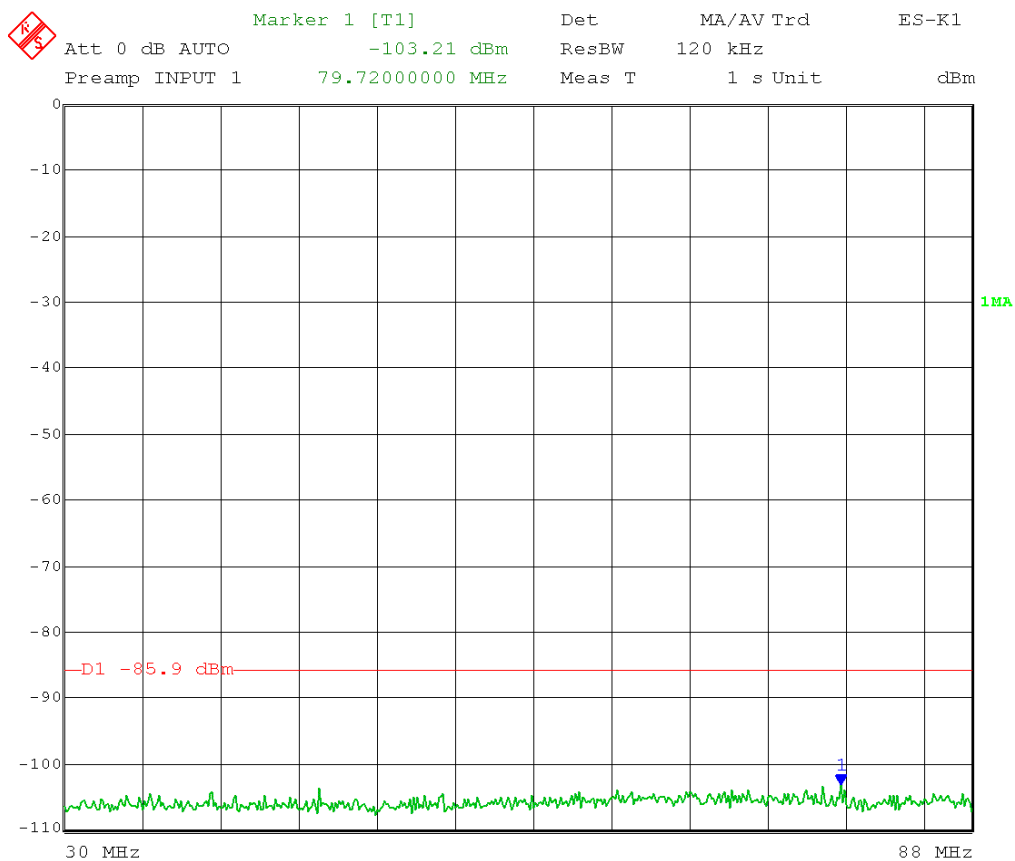
Date: 12.JUN.2014 15:51:52

Test Date: 06-11-2014  
Company: Cambium Networks  
EUT: ePMP 5.1 AP UNII  
Test: Maximum Unwanted Emission Levels - Conducted  
Operator: Craig B / Paul L  
Comment: Detector Bandwidth = 120 kHz  
Detector = Peak  
High Channel Transmit = 5.230 GHz 40 MHz BW  
Output power setting: 4.5  
Channel 0  
Frequency Range 30 MHz – 88 MHz

Per 789033 D02 General UNII Test Procedures DR02-41759, section II.G.2.(c): “an out-of-band emission that complies with both the average and peak limits of 15.209 is not required to satisfy the -27 dBm/MHz or -17 dBm/MHz maximum emission limit.”

15.209 Limit 30-88 MHz: 40 dB $\mu$ V/m @ 3 meters

RF conducted limit: 40 dB $\mu$ V/m -95.2 (3 meters) – 4.7 (ground plane) – 3dB (MIMO) – 23 dBi antenna gain = -85.9 dBm Quasi-Peak



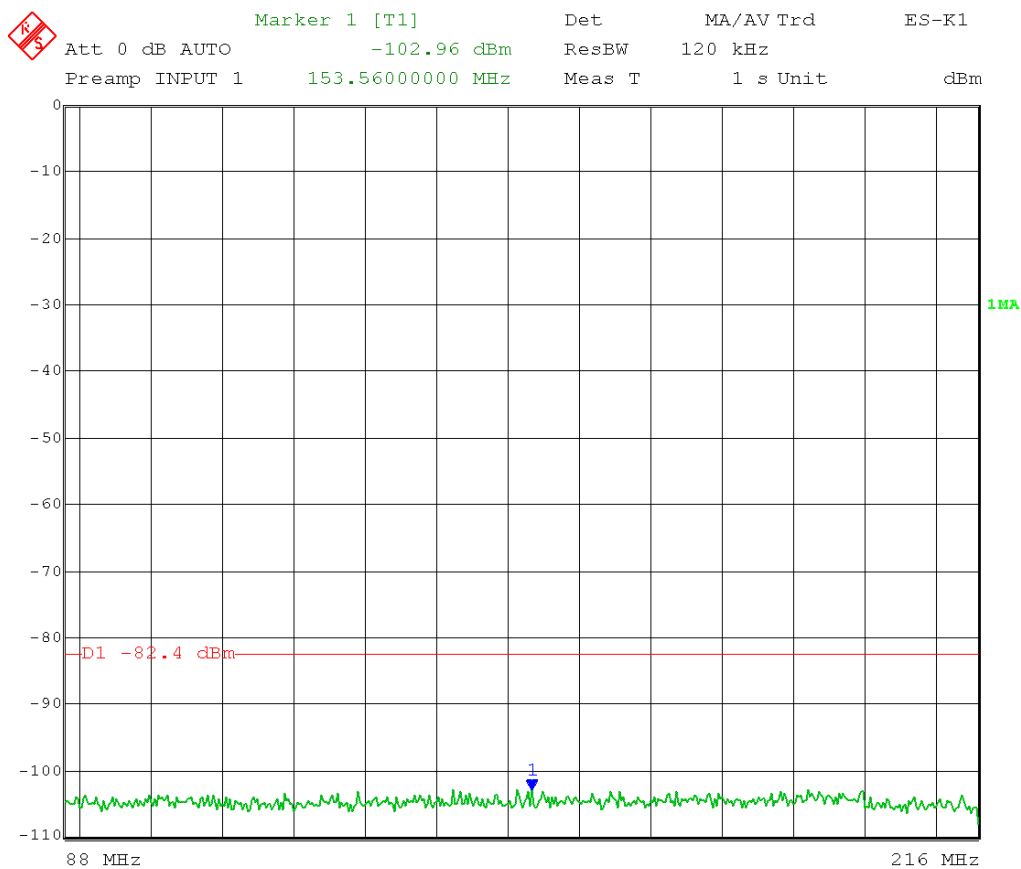
Date: 11.JUN.2014 10:22:50

Test Date: 06-11-2014  
Company: Cambium Networks  
EUT: ePMP 5.1 AP UNII  
Test: Maximum Unwanted Emission Levels - Conducted  
Operator: Craig B / Paul L  
Comment: Detector Bandwidth = 120 kHz  
Detector = Peak  
High Channel Transmit = 5.230 GHz 40 MHz BW  
Output power setting: 4.5  
Channel 0  
Frequency Range 88 MHz – 216 MHz

Per 789033 D02 General UNII Test Procedures DR02-41759, section II.G.2.(c): “an out-of-band emission that complies with both the average and peak limits of 15.209 is not required to satisfy the -27 dBm/MHz or -17 dBm/MHz maximum emission limit.”

15.209 Limit 88-216 MHz: 43.5 dB $\mu$ V/m @ 3 meters

RF conducted limit: 43.5 dB $\mu$ V/m -95.2 (3 meters) – 4.7 (ground plane) – 3dB (MIMO) – 23 dBi antenna gain = -82.4 dBm Quasi-Peak



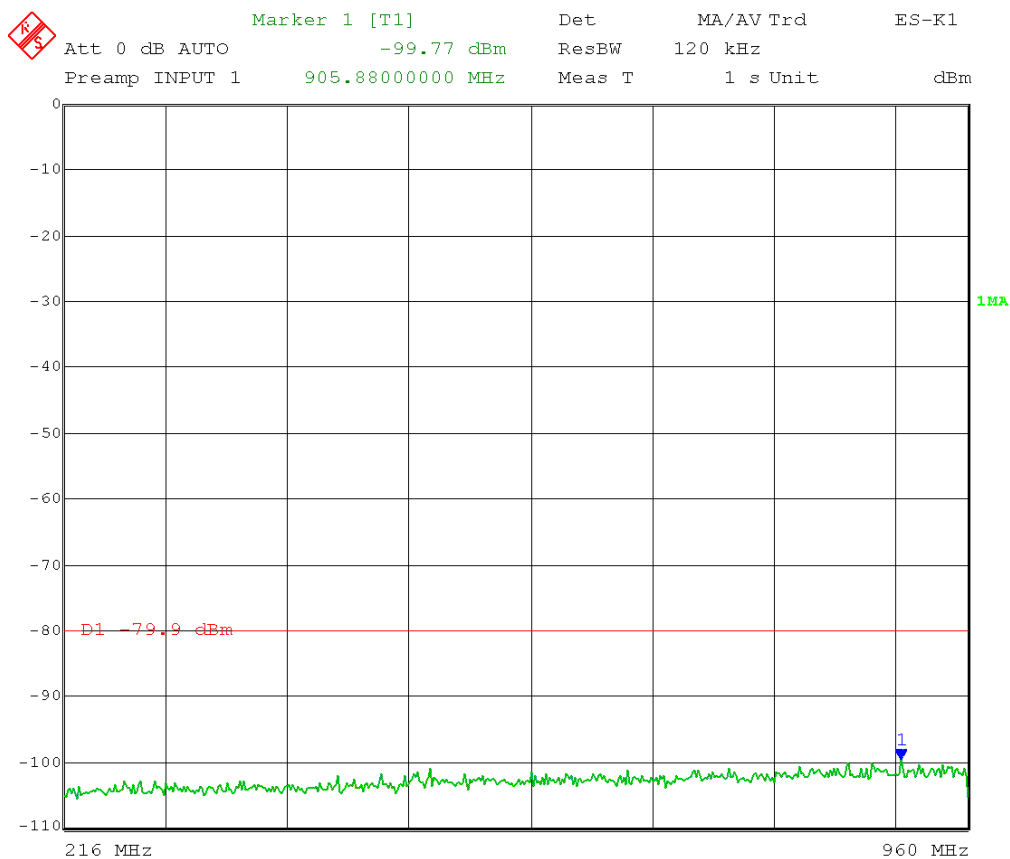
Date: 11.JUN.2014 10:24:23

Test Date: 06-11-2014  
Company: Cambium Networks  
EUT: ePMP 5.1 AP UNII  
Test: Maximum Unwanted Emission Levels - Conducted  
Operator: Craig B / Paul L  
Comment: Detector Bandwidth = 120 kHz  
Detector = Peak  
High Channel Transmit = 5.230 GHz 40 MHz BW  
Output power setting: 4.5  
Channel 0  
Frequency Range: 216 MHz – 960 MHz

Per 789033 D02 General UNII Test Procedures DR02-41759, section II.G.2.(c): “an out-of-band emission that complies with both the average and peak limits of 15.209 is not required to satisfy the -27 dBm/MHz or -17 dBm/MHz maximum emission limit.”

15.209 Limit 216-960 MHz: 46 dBμV/m @ 3 meters

RF conducted limit: 46 dBμV/m -95.2 (3 meters) – 4.7 (ground plane) – 3dB (MIMO) – 23 dBi antenna gain = -79.9 dBm Quasi-Peak



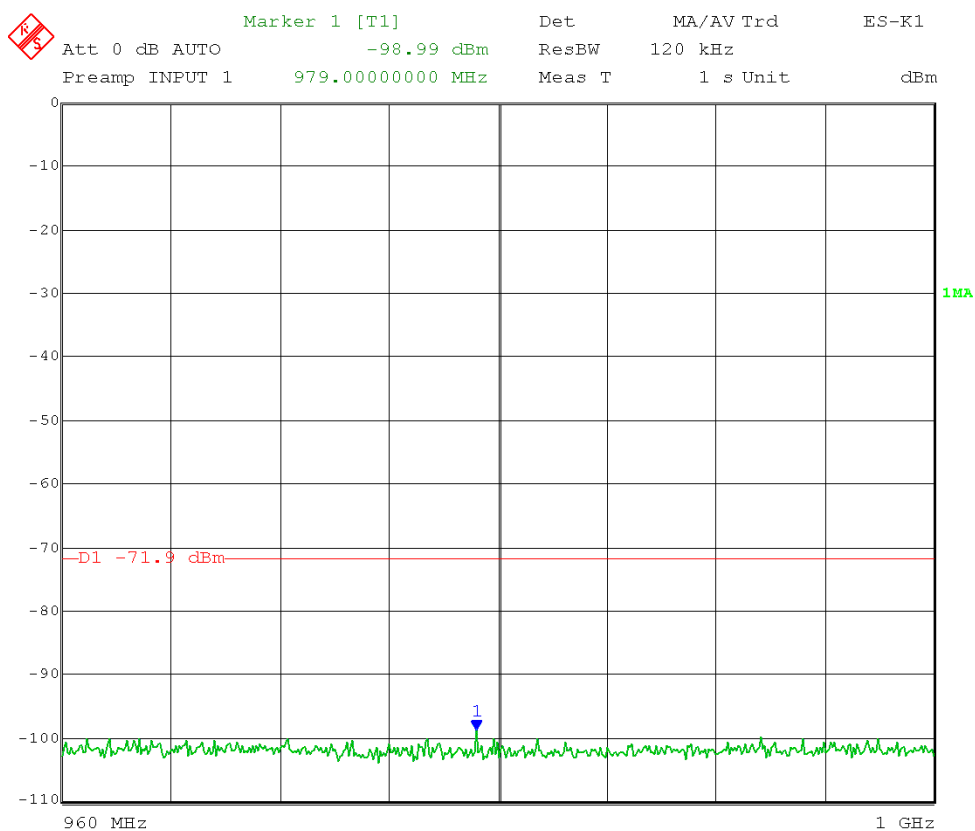
Date: 11.JUN.2014 10:26:10

Test Date: 06-11-2014  
Company: Cambium Networks  
EUT: ePMP 5.1 AP UNII  
Test: Maximum Unwanted Emission Levels - Conducted  
Operator: Craig B / Paul L  
Comment: Detector Bandwidth = 120 kHz  
Detector = Peak  
High Channel Transmit = 5.230 GHz 40 MHz BW  
Output power setting: 4.5  
Channel 0  
Frequency Range: 960 MHz – 1000 MHz

Per 789033 D02 General UNII Test Procedures DR02-41759, section II.G.2.(c): “an out-of-band emission that complies with both the average and peak limits of 15.209 is not required to satisfy the -27 dBm/MHz or -17 dBm/MHz maximum emission limit.”

15.209 Limit 960-1000 MHz: 54 dB $\mu$ V/m @ 3 meters

RF conducted limit: 54 dB $\mu$ V/m -95.2 (3 meters) – 4.7 (ground plane) – 3dB (MIMO) – 23 dBi antenna gain = -71.9 dBm Quasi-Peak



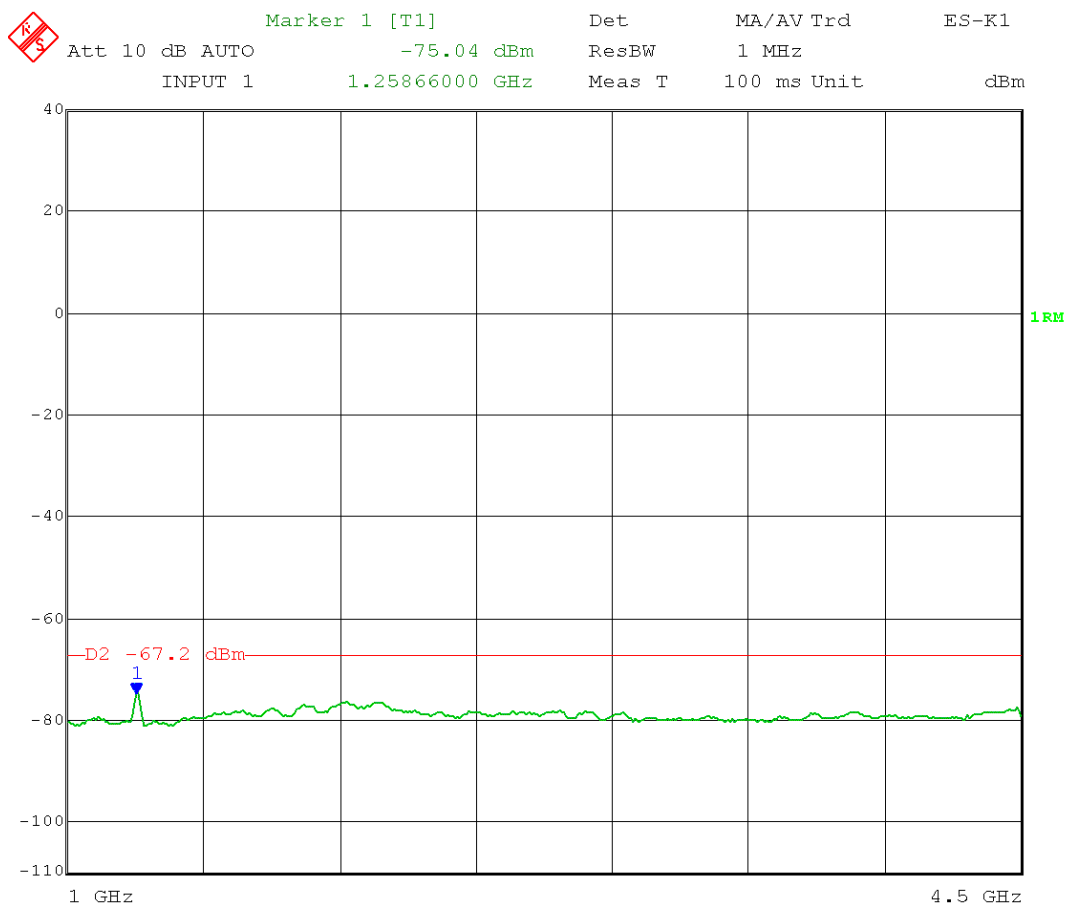
Date: 11.JUN.2014 10:27:23

Test Date: 06-11-2014  
Company: Cambium Networks  
EUT: ePMP 5.1 AP UNII  
Test: Maximum Unwanted Emission Levels - Conducted  
Operator: Craig B / Paul L  
Comment: Detector Bandwidth = 1 MHz  
Detector = RMS  
High Channel Transmit = 5.230 GHz 40 MHz BW  
Output power setting: 4.5  
Channel 0  
Frequency Range: 1 – 4.5 GHz

Per 789033 D02 General UNII Test Procedures DR02-41759, section II.G.2.(c): “an out-of-band emission that complies with both the average and peak limits of 15.209 is not required to satisfy the -27 dBm/MHz or -17 dBm/MHz maximum emission limit.”

15.209 Average limit: 54 dBμV/m @ 3 meters

RF conducted limit: 54 dBμV/m -95.2 (3 meters) – 3 dB (MIMO) – 23 dBi antenna gain  
= -67.2 dBm Average



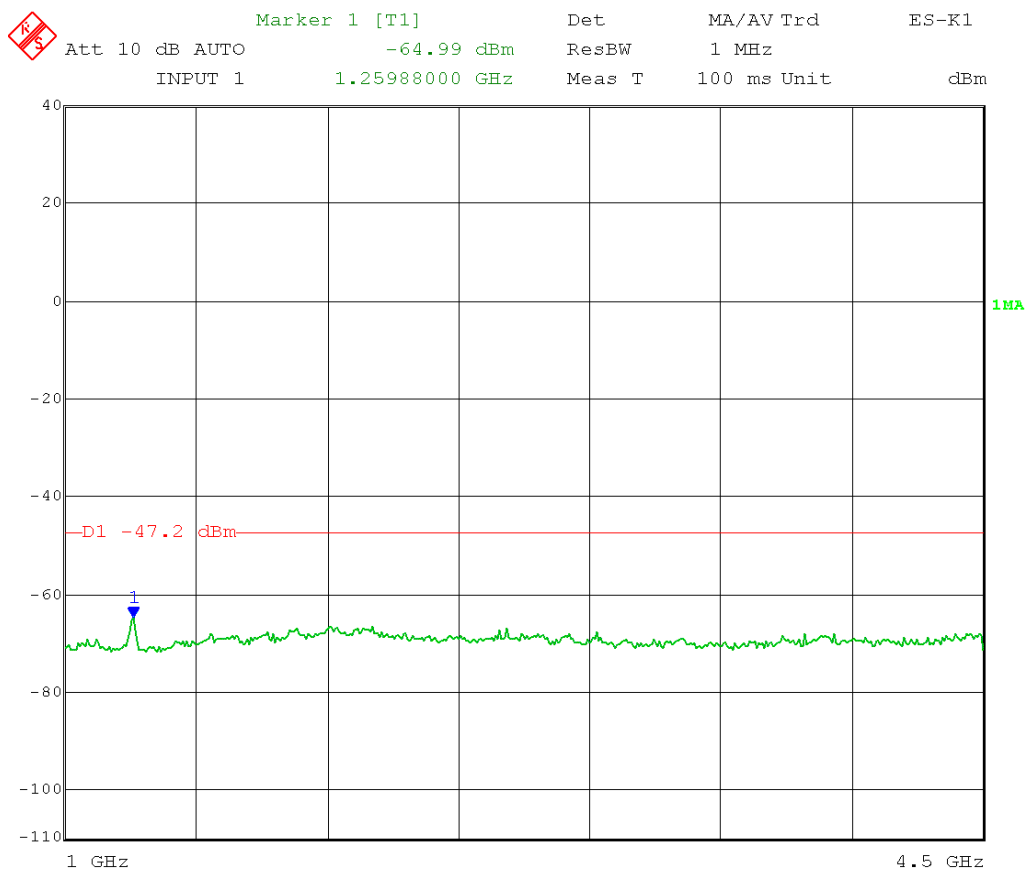
Date: 11.JUN.2014 14:19:31

Test Date: 06-11-2014  
Company: Cambium Networks  
EUT: ePMP 5.1 AP UNII  
Test: Maximum Unwanted Emission Levels - Conducted  
Operator: Craig B / Paul L  
Comment: Detector Bandwidth = 1 MHz  
Detector = Peak  
High Channel Transmit = 5.230 GHz 40 MHz BW  
Output power setting: 4.5  
Channel 0  
Frequency Range: 1 – 4.5 GHz

Per 789033 D02 General UNII Test Procedures DR02-41759, section II.G.2.(c): “an out-of-band emission that complies with both the average and peak limits of 15.209 is not required to satisfy the -27 dBm/MHz or -17 dBm/MHz maximum emission limit.”

15.209 Peak limit: 74 dBμV/m @ 3 meters

RF conducted limit: 74 dBμV/m -95.2 (3 meters) – 3 dB (MIMO) – 23 dBi antenna gain  
= -47.2 dBm Peak



Date: 11.JUN.2014 14:21:34

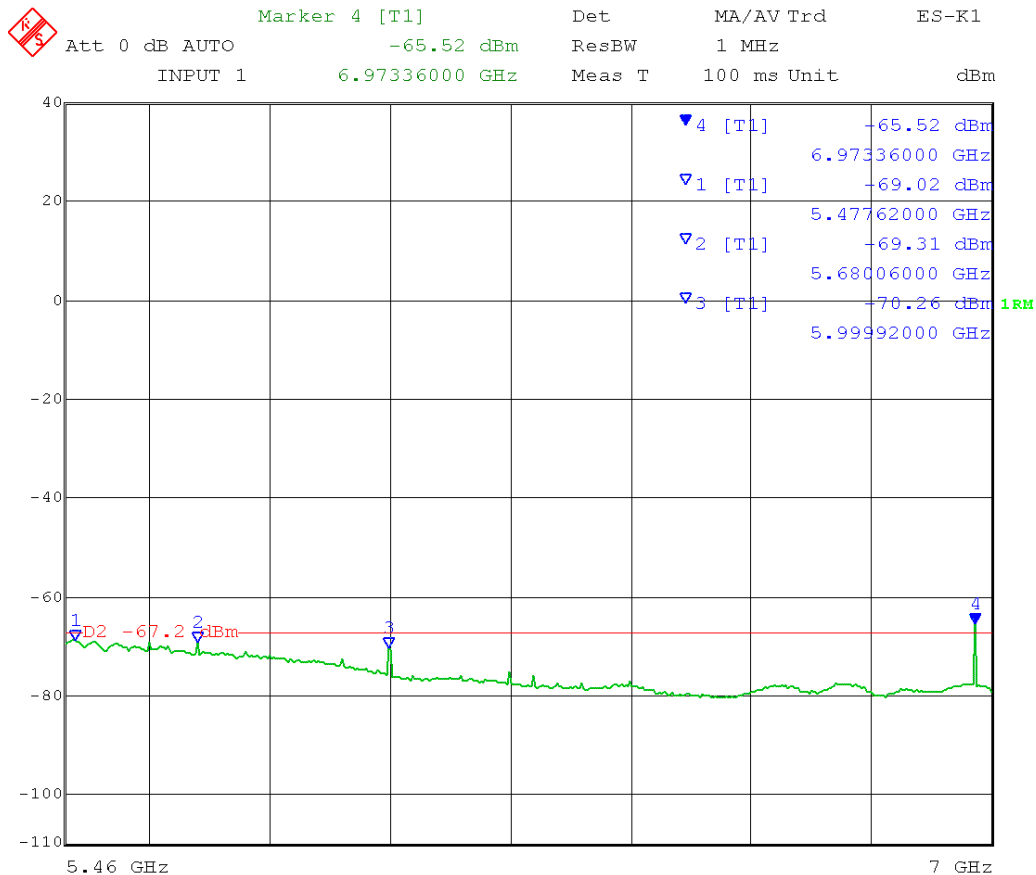
Test Date: 06-11-2014  
 Company: Cambium Networks  
 EUT: ePMP 5.1 AP UNII  
 Test: Maximum Unwanted Emission Levels - Conducted  
 Operator: Craig B / Paul L  
 Comment: Detector Bandwidth = 1 MHz  
           Detector = RMS  
           High Channel Transmit = 5.230 GHz          40 MHz BW  
           Output power setting: 4.5  
           Channel 0  
           Frequency Range: 5.46 – 7 GHz

Per 789033 D02 General UNII Test Procedures DR02-41759, section II.G.2.(c): “an out-of-band emission that complies with both the average and peak limits of 15.209 is not required to satisfy the -27 dBm/MHz or -17 dBm/MHz maximum emission limit.”

15.209 Average limit: 54 dBμV/m @ 3 meters

RF conducted limit: 54 dBμV/m -95.2 (3 meters) – 3 dB (MIMO) – 23 dBi antenna gain  
= -67.2 dBm Average

NOTE: emissions shown are NOT in a restricted band; see next page for measurement of these emissions.



Date: 11.JUN.2014 14:35:42



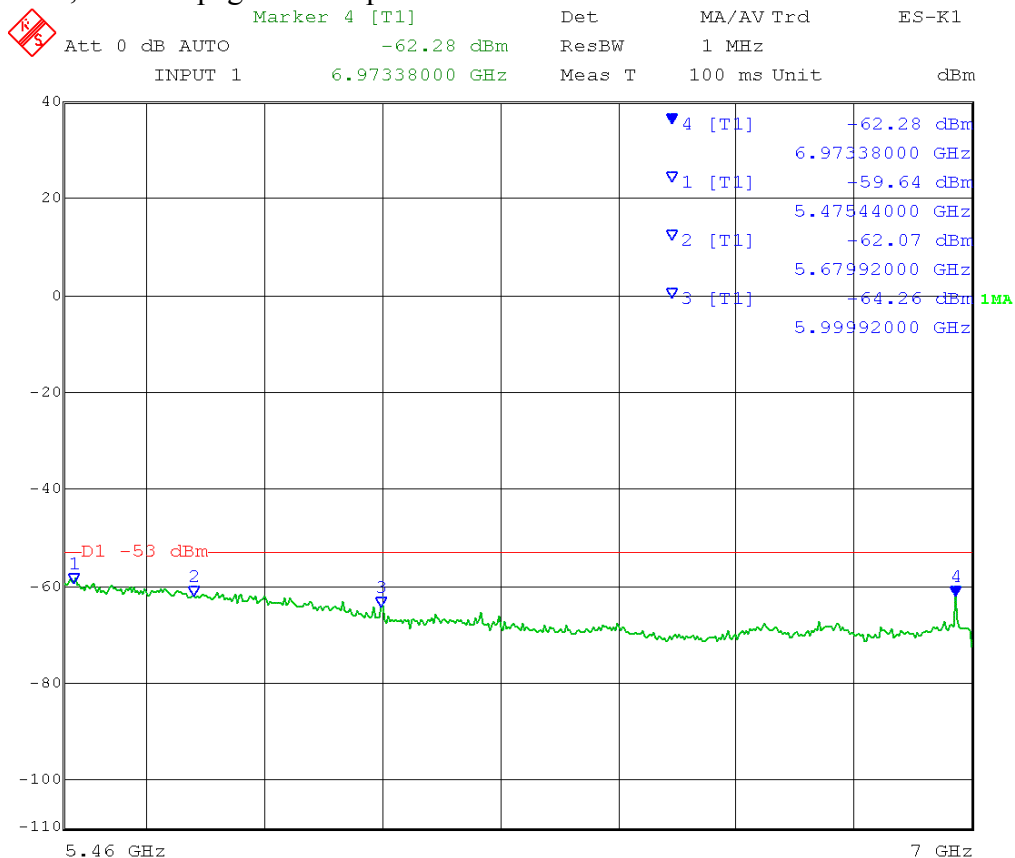
Test Date: 06-11-2014  
 Company: Cambium Networks  
 EUT: ePMP 5.1 AP UNII  
 Test: Maximum Unwanted Emission Levels - Conducted  
 Operator: Craig B / Paul L  
 Comment: Detector Bandwidth = 1 MHz  
           Detector = Peak  
           High Channel Transmit = 5.230 GHz           40 MHz BW  
           Output power setting: 4.5  
           Channel 0  
           Frequency Range: 5.46 – 7 GHz

Per 789033 D02 General UNII Test Procedures DR02-41759, section II.G.2.(c): “an out-of-band emission that complies with both the average and peak limits of 15.209 is not required to satisfy the -27 dBm/MHz or -17 dBm/MHz maximum emission limit.”

NOTE: Emissions are not in restricted band.

Non-restricted band RF conducted limit: -27 dBm/MHz – 3 dB (MIMO) – 23 dBi antenna gain = -53 dBm/MHz Peak

Also, see next page for compliance to limit corrected for 30 dBi antenna.



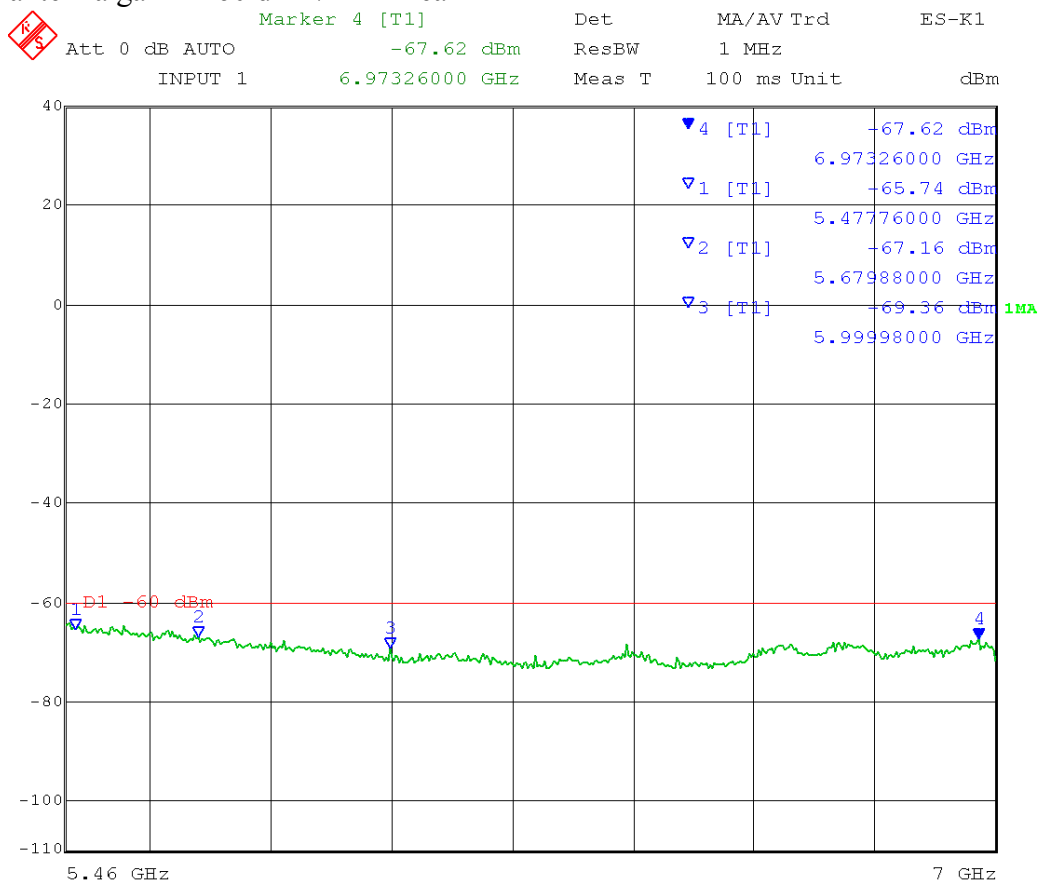
Date: 11.JUN.2014 14:36:46

Test Date: 06-11-2014  
 Company: Cambium Networks  
 EUT: ePMP 5.1 AP UNII  
 Test: Maximum Unwanted Emission Levels - Conducted  
 Operator: Craig B / Paul L  
 Comment: Detector Bandwidth = 1 MHz  
           Detector = Peak  
           High Channel Transmit = 5.230 GHz          40 MHz BW  
           Output power setting: 9.0 – 10 dB external atten. = -1.0  
           Channel 0  
           Frequency Range: 5.46 – 7 GHz

Per 789033 D02 General UNII Test Procedures DR02-41759, section II.G.2.(c): “an out-of-band emission that complies with both the average and peak limits of 15.209 is not required to satisfy the -27 dBm/MHz or -17 dBm/MHz maximum emission limit.”

NOTE: Emissions are not in restricted band.

Non-restricted band RF conducted limit: -27 dBm/MHz – 3 dB (MIMO) – 30 dBi antenna gain = -60 dBm/MHz Peak



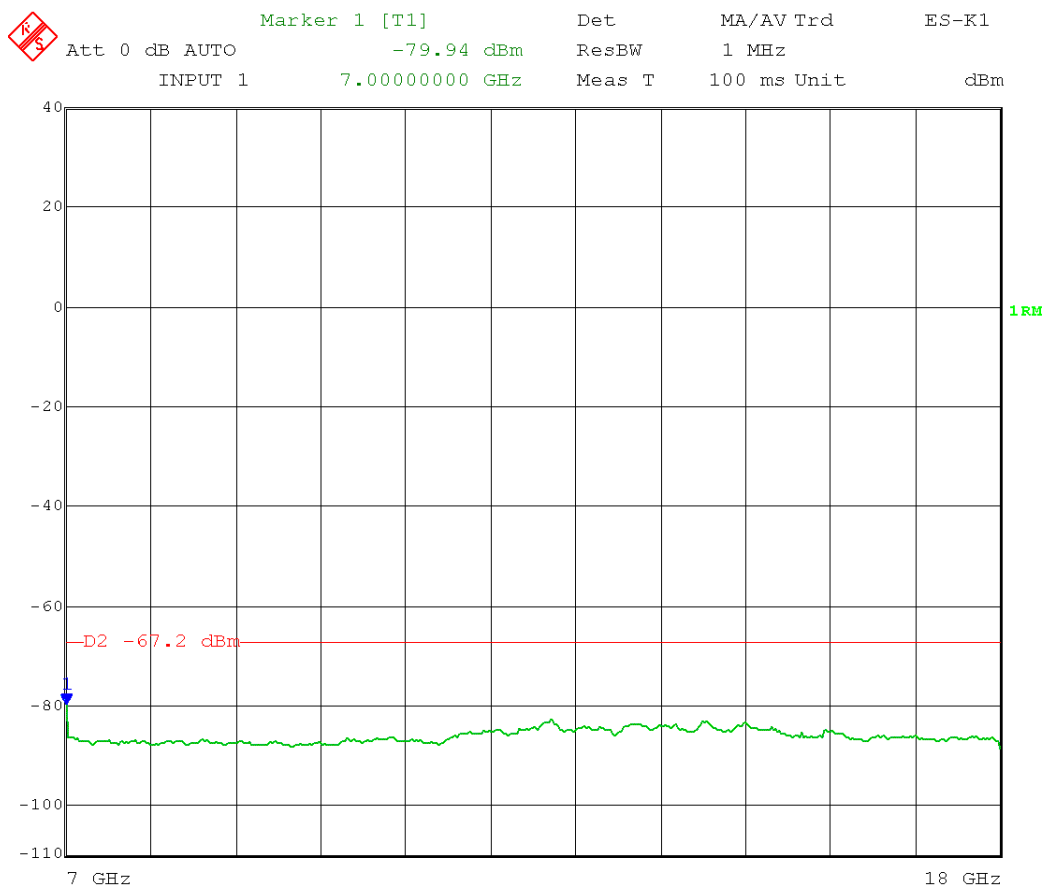
Date: 11.JUN.2014 14:42:41

Test Date: 06-11-2014  
Company: Cambium Networks  
EUT: ePMP 5.1 AP UNII  
Test: Maximum Unwanted Emission Levels - Conducted  
Operator: Craig B / Paul L  
Comment: Detector Bandwidth = 1 MHz  
Detector = RMS  
High Channel Transmit = 5.230 GHz 40 MHz BW  
Output power setting: 4.5  
Channel 0  
Frequency Range: 7 – 18 GHz

Per 789033 D02 General UNII Test Procedures DR02-41759, section II.G.2.(c): “an out-of-band emission that complies with both the average and peak limits of 15.209 is not required to satisfy the -27 dBm/MHz or -17 dBm/MHz maximum emission limit.”

15.209 Average limit: 54 dBμV/m @ 3 meters

RF conducted limit: 54 dBμV/m -95.2 (3 meters) – 3 dB (MIMO) – 23 dBi antenna gain  
= -67.2 dBm Average



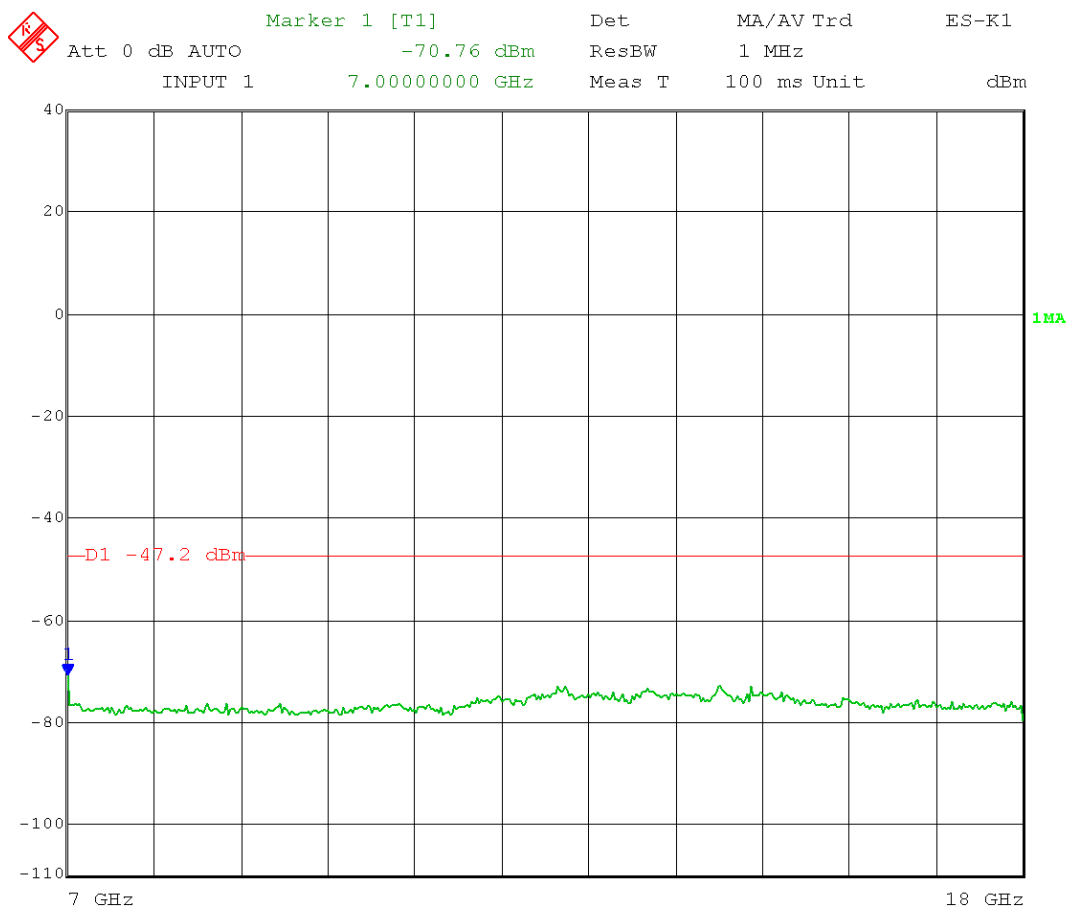
Date: 11.JUN.2014 15:09:50

Test Date: 06-11-2014  
Company: Cambium Networks  
EUT: ePMP 5.1 AP UNII  
Test: Maximum Unwanted Emission Levels - Conducted  
Operator: Craig B / Paul L  
Comment: Detector Bandwidth = 1 MHz  
Detector = Peak  
High Channel Transmit = 5.230 GHz 40 MHz BW  
Output power setting: 4.5  
Channel 0  
Frequency Range: 7 – 18 GHz

Per 789033 D02 General UNII Test Procedures DR02-41759, section II.G.2.(c): “an out-of-band emission that complies with both the average and peak limits of 15.209 is not required to satisfy the -27 dBm/MHz or -17 dBm/MHz maximum emission limit.”

15.209 Peak limit: 74 dBμV/m @ 3 meters

RF conducted limit: 74 dBμV/m -95.2 (3 meters) – 3 dB (MIMO) – 23dBi antenna gain  
= -47.2 dBm Peak



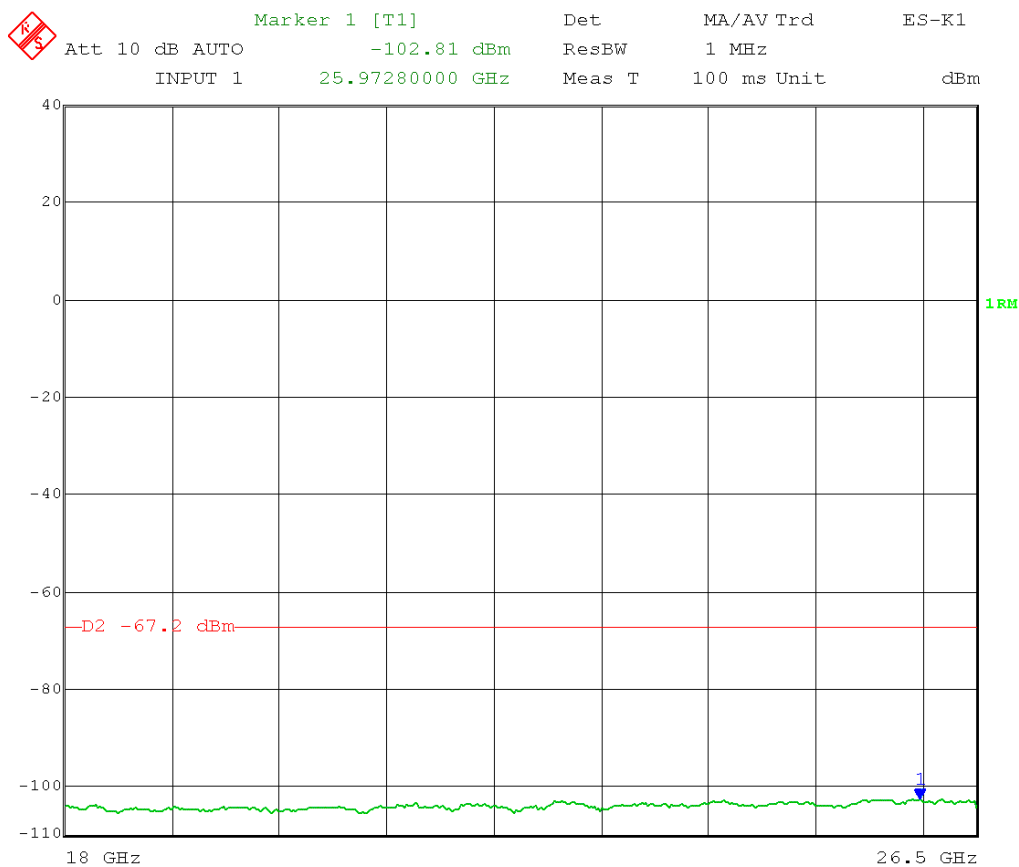
Date: 11.JUN.2014 15:11:39

Test Date: 06-12-2014  
Company: Cambium Networks  
EUT: ePMP 5.1 AP UNII  
Test: Maximum Unwanted Emission Levels - Conducted  
Operator: Craig B / Paul L  
Comment: Detector Bandwidth = 1 MHz  
Detector = RMS  
High Channel Transmit = 5.230 GHz 40 MHz BW  
Output power setting: 4.5  
Channel 0  
Frequency Range: 18 – 26.5 GHz

Per 789033 D02 General UNII Test Procedures DR02-41759, section II.G.2.(c): “an out-of-band emission that complies with both the average and peak limits of 15.209 is not required to satisfy the -27 dBm/MHz or -17 dBm/MHz maximum emission limit.”

15.209 Average limit: 54 dB $\mu$ V/m @ 3 meters

RF conducted limit: 54 dB $\mu$ V/m -95.2 (3 meters) – 3 dB (MIMO) – 23 dBi antenna gain  
= -67.2 dBm Average



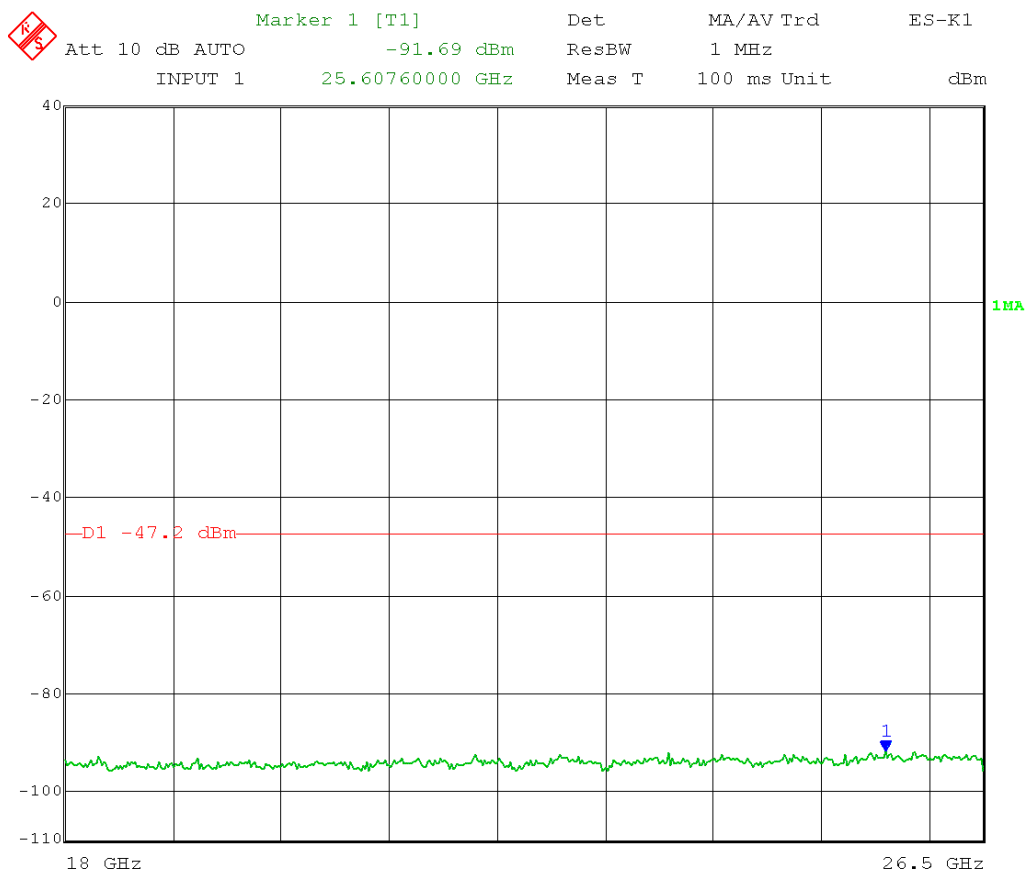
Date: 12.JUN.2014 15:55:30

Test Date: 06-12-2014  
Company: Cambium Networks  
EUT: ePMP 5.1 AP UNII  
Test: Maximum Unwanted Emission Levels - Conducted  
Operator: Craig B / Paul L  
Comment: Detector Bandwidth = 1 MHz  
Detector = Peak  
High Channel Transmit = 5.230 GHz 40 MHz BW  
Output power setting: 4.5  
Channel 0  
Frequency Range: 18 – 26.5 GHz

Per 789033 D02 General UNII Test Procedures DR02-41759, section II.G.2.(c): “an out-of-band emission that complies with both the average and peak limits of 15.209 is not required to satisfy the -27 dBm/MHz or -17 dBm/MHz maximum emission limit.”

15.209 Peak limit: 74 dBμV/m @ 3 meters

RF conducted limit: 74 dBμV/m -95.2 (3 meters) – 3 dB (MIMO) – 23dBi antenna gain  
= -47.2 dBm Peak



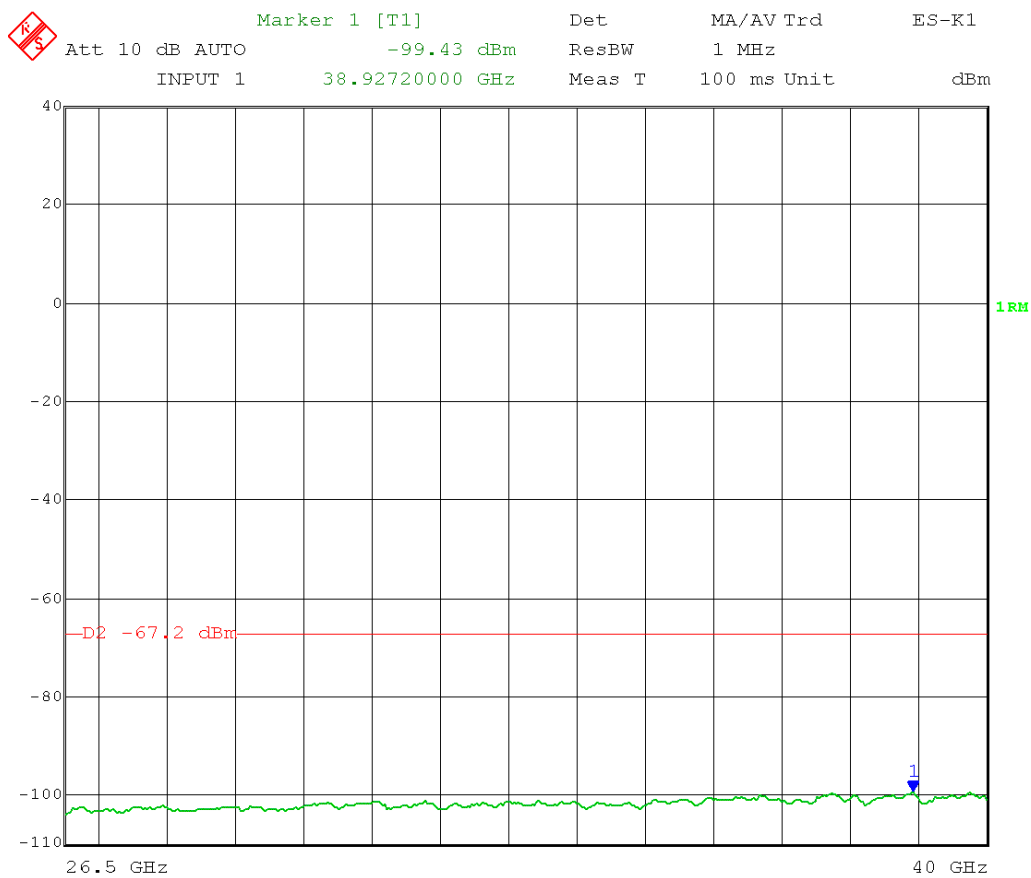
Date: 12.JUN.2014 15:56:29

Test Date: 06-12-2014  
Company: Cambium Networks  
EUT: ePMP 5.1 AP UNII  
Test: Maximum Unwanted Emission Levels - Conducted  
Operator: Craig B / Paul L  
Comment: Detector Bandwidth = 1 MHz  
Detector = RMS  
High Channel Transmit = 5.230 GHz 40 MHz BW  
Output power setting: 4.5  
Channel 0  
Frequency Range: 26.5 – 40 GHz

Per 789033 D02 General UNII Test Procedures DR02-41759, section II.G.2.(c): “an out-of-band emission that complies with both the average and peak limits of 15.209 is not required to satisfy the -27 dBm/MHz or -17 dBm/MHz maximum emission limit.”

15.209 Average limit: 54 dBμV/m @ 3 meters

RF conducted limit: 54 dBμV/m -95.2 (3 meters) – 3 dB (MIMO) – 23 dBi antenna gain  
= -67.2 dBm Average



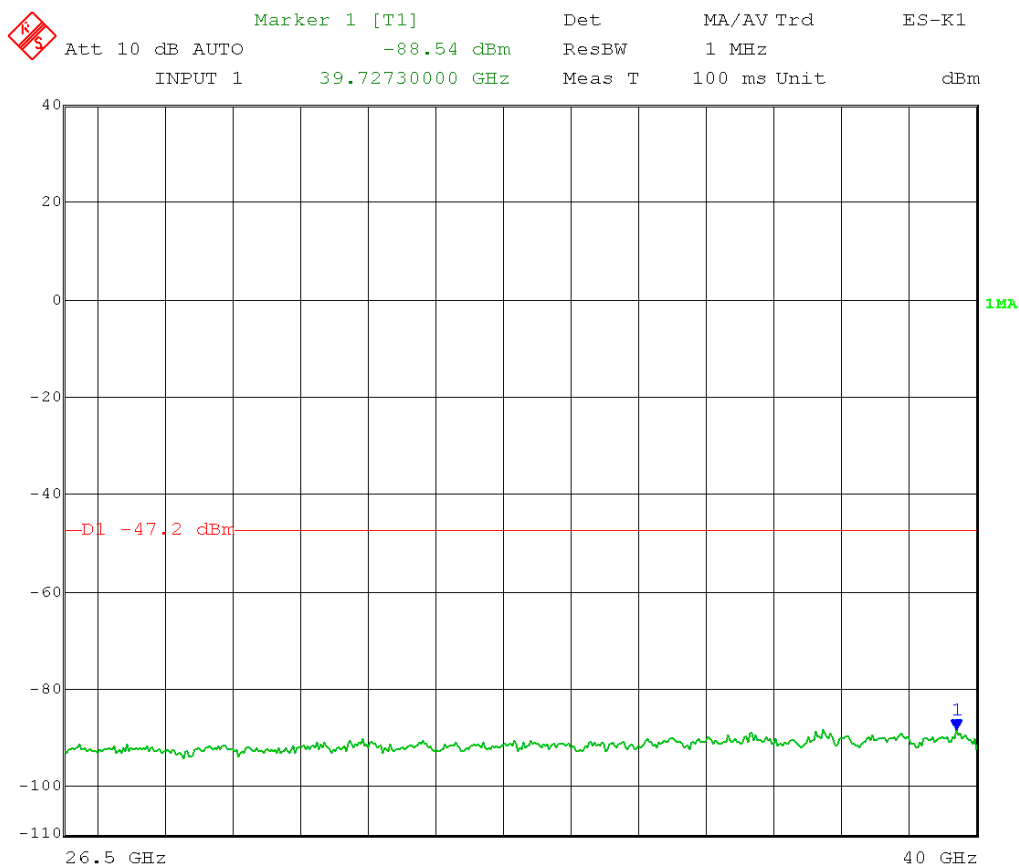
Date: 12.JUN.2014 16:00:07

Test Date: 06-12-2014  
Company: Cambium Networks  
EUT: ePMP 5.1 AP UNII  
Test: Maximum Unwanted Emission Levels - Conducted  
Operator: Craig B / Paul L  
Comment: Detector Bandwidth = 1 MHz  
Detector = Peak  
High Channel Transmit = 5.230 GHz 40 MHz BW  
Output power setting: 4.5  
Channel 0  
Frequency Range: 26.5 – 40 GHz

Per 789033 D02 General UNII Test Procedures DR02-41759, section II.G.2.(c): “an out-of-band emission that complies with both the average and peak limits of 15.209 is not required to satisfy the -27 dBm/MHz or -17 dBm/MHz maximum emission limit.”

15.209 Peak limit: 74 dB $\mu$ V/m @ 3 meters

RF conducted limit: 74 dB $\mu$ V/m -95.2 (3 meters) – 3 dB (MIMO) – 23 dBi antenna gain  
= -47.2 dBm Peak



Date: 12.JUN.2014 15:58:44





166 South Carter, Genoa City, WI 53128

Company:	Cambium Networks
Model Tested:	C058900P112A
Report Number:	120126
DLS Project:	6619

## Appendix B – Measurement Data

### B9.0 Unwanted Emission Levels – Radiated from cabinet

**Rule Section:** Sections 15.407(b)(1) and 15.407(b)(6)

**Test Procedure:** FCC KDB 789033 D02 General UNII Test Procedures v01 – *Guidance for Compliance Testing of Unlicensed National Information Infrastructure (U-NII) Devices – Part 15, Subpart E*

Section G(1) – Unwanted emissions in the restricted bands  
Section G(2) – Unwanted emissions that fall outside of the restricted bands  
Section G(3) – General Requirements for Unwanted Emissions Measurements

Below 1000 MHz

Detector = quasi-peak

Peak measurements above 1000 MHz

RBW = 1 MHz

VBW  $\geq$  3 MHz

Detector = peak

Sweep time = auto

Trace mode = max hold

Average measurements above 1000 MHz

RBW = 1 MHz

VBW  $\geq$  3 MHz

Detector = AVERAGE

Sweep time = auto

Trace mode = max hold

**Limits:** Outside restricted bands: Peak EIRP shall not exceed -27 dBm/MHz  
Inside restricted bands: Peak and Average limits of FCC Part 15.209  
Per 789033 D02 General UNII Test Procedures v01, section G(2)(c): “an out-of-band emission that complies with both the peak and average limits of 15.209 is not required to satisfy the -27 dBm/MHz or -17 dBm/MHz maximum emission limit.”

**Results:** Passed

**Notes:** Both transmit chains active and at maximum power during test.

5 MHz channel bandwidth tested with Legacy OFDM 54 Mbit/s modulation at the lowest, middle, and highest channels of operation. 40 MHz channel bandwidth tested with MCS15 OFDM modulation. The EUT was set to transmit continuously with 100% duty cycle. Test report shows 5 MHz channel bandwidth data only, as it was found to be worst case.

Tested with both output antenna ports terminated with 50 Ohm terminations. Output power setting in test software was set to 18.0.

**Unwanted Emission Levels**

**- Radiated from cabinet**

**in the 30 to 1000 MHz Frequency  
Range**

**Can be found in**

**DLS Report #19274 Section B9.0a**

## **FCC Part 15.209**

### **Electric Field Strength**

EUT: ePMP 5.1 AP and STA  
Manufacturer: Cambium Networks  
Operating Condition: 70 deg C 39% R.H.  
Test Site: DLS O.F. G1  
Operator: Paul L / Craig B  
Test Specification: Radiated emissionf from cabinet  
Comment: all ports Tx at power setting 18 AP HighCh 5245MHz STA LowCh 5160 MHz  
Date: 05-22-2014

### **TEXT: "Horz 3 meters"**

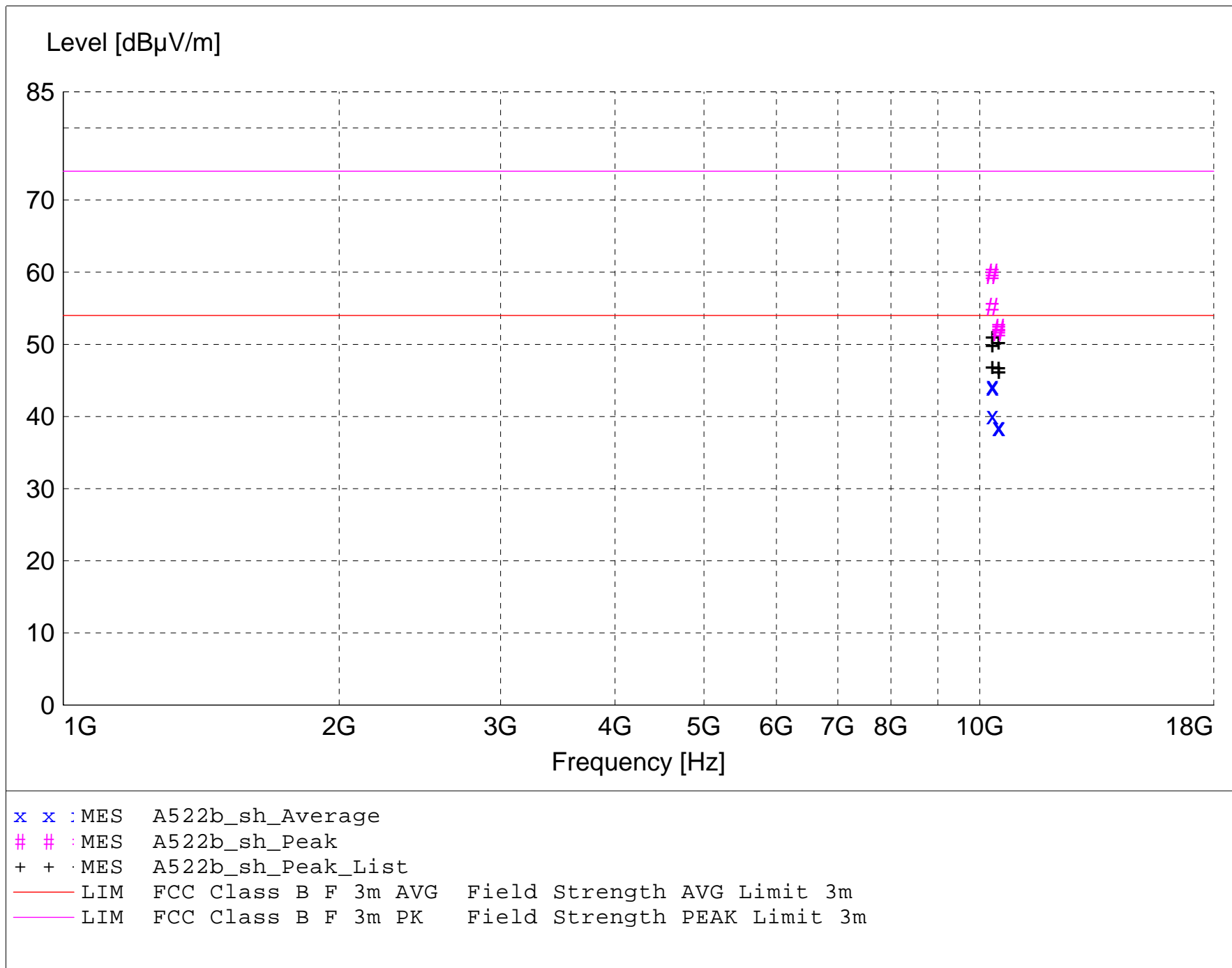
Short Description: Test Set-up

Test Set-up: EUT Measured at 3 Meters with HORIZONTAL Antenna Polarization

Sample Equations: 
$$\begin{array}{rclcl} \text{Total Level(dB}\mu\text{V/m)} & = & \text{Level(dB}\mu\text{V)} & + & \text{System Loss(dB)} & + & \text{Antenna Factor(dB}\mu\text{V/m)} \\ 24.6 & & = 35.51 & + & (-22.1) & + & 11.20 \end{array}$$

$$\begin{array}{rclcl} \text{Margin(dB)} & = & \text{Limit(dB}\mu\text{V/m)} & - & \text{Total Level(dB}\mu\text{V/m)} \\ 15.4 & = & 40 & - & 24.6 \end{array}$$

Graph Markers: +      Frequency marker (Level of marker not related to final level)  
                 |      Final maximized level using Quasi-Peak detector  
                 X      Final maximized level using Average dector  
                 #      Final maximized level using Peak detector  
                 -      Background Scan Peak Detector (Optional)  
                 -      Background Scan Average Detector (Optional)



**MEASUREMENT RESULT: "A522b\_sh\_Final"**

5/22/2014 2:51PM

Frequency	Level	Antenna	System	Total	Limit	Margin	Height	EuT	Final	Comment
MHz	dBμV	Factor	Loss	Level	dBμV/m	dB	Ant.	Angle	Detector	
		dBμV/m	dB	dBμV/m	dBμV/m		m	deg		
10320.800000	42.46	38.34	-36.5	44.3	54.0	9.7	1.00	33	AVERAGE	Y axis STA
10321.200000	42.29	38.34	-36.5	44.1	54.0	9.9	1.00	133	AVERAGE	X axis STA
10321.200000	38.35	38.34	-36.5	40.2	54.0	13.8	1.00	30	AVERAGE	Z axis STA
10320.800000	58.11	38.34	-36.5	59.9	74.0	14.1	1.00	33	MAX PEAK	Y axis STA
10321.200000	57.73	38.34	-36.5	59.5	74.0	14.5	1.00	133	MAX PEAK	X axis STA
10489.600000	36.37	38.34	-36.2	38.5	54.0	15.5	1.00	10	AVERAGE	Y axis AP
10490.000000	36.30	38.34	-36.2	38.5	54.0	15.5	1.00	133	AVERAGE	X axis STA
10488.800000	36.30	38.34	-36.2	38.5	54.0	15.5	1.50	124	AVERAGE	X axis AP
10321.200000	53.41	38.34	-36.5	55.2	74.0	18.8	1.00	30	MAX PEAK	Z axis STA
10488.800000	50.12	38.34	-36.2	52.3	74.0	21.7	1.50	124	MAX PEAK	X axis AP
10489.600000	49.86	38.34	-36.2	52.0	74.0	22.0	1.00	10	MAX PEAK	Y axis AP
10490.000000	49.46	38.34	-36.2	51.6	74.0	22.4	1.00	133	MAX PEAK	X axis STA

## **FCC Part 15.209**

### **Electric Field Strength**

EUT: ePMP 5.1 AP and STA  
Manufacturer: Cambium Networks  
Operating Condition: 70 deg C 39% R.H.  
Test Site: DLS O.F. G1  
Operator: Paul L / Craig B  
Test Specification: Radiated emissionf from cabinet  
Comment: all ports Tx at power setting 18 AP MidCh 5200MHz STA HighCh 5245MHz  
Date: 05-22-2014

### **TEXT: "Horz 3 meters"**

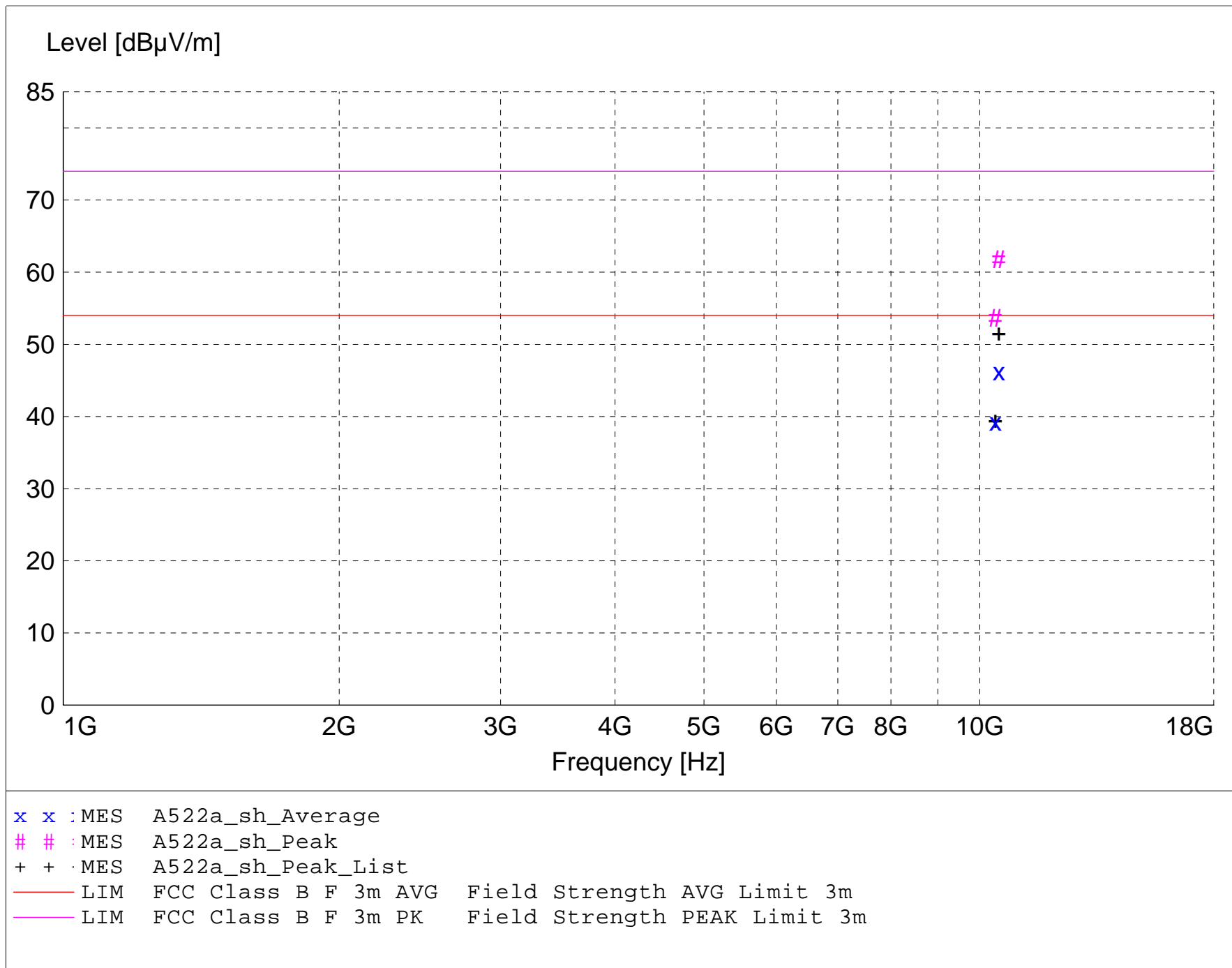
Short Description: Test Set-up

Test Set-up: EUT Measured at 3 Meters with HORIZONTAL Antenna Polarization

Sample Equations: 
$$\begin{array}{rclcl} \text{Total Level(dB}\mu\text{V/m)} & = & \text{Level(dB}\mu\text{V)} & + & \text{System Loss(dB)} & + & \text{Antenna Factor(dB}\mu\text{V/m)} \\ 24.6 & & = 35.51 & + & (-22.1) & + & 11.20 \end{array}$$

$$\begin{array}{rclcl} \text{Margin(dB)} & = & \text{Limit(dB}\mu\text{V/m)} & - & \text{Total Level(dB}\mu\text{V/m)} \\ 15.4 & = & 40 & - & 24.6 \end{array}$$

Graph Markers: +      Frequency marker (Level of marker not related to final level)  
                 |      Final maximized level using Quasi-Peak detector  
                 X      Final maximized level using Average dector  
                 #      Final maximized level using Peak detector  
                 -      Background Scan Peak Detector (Optional)  
                 -      Background Scan Average Detector (Optional)



**MEASUREMENT RESULT: "A522a\_sh\_Final"**

5/23/2014 10:35AM

Frequency	Level	Antenna	System	Total	Limit	Margin	Height	EuT	Final	Comment
MHz	dBμV	Factor	Loss	Level			Ant.	Angle	Detector	
		dBμV/m	dB	dBμV/m	dBμV/m	dB	m	deg		
10491.200000	44.06	38.34	-36.2	46.2	54.0	7.8	1.10	31	AVERAGE	None
10491.200000	59.65	38.34	-36.2	61.8	74.0	12.2	1.10	31	MAX PEAK	None
10400.180000	37.17	38.34	-36.2	39.3	54.0	14.7	1.00	184	AVERAGE	None
10400.180000	51.61	38.34	-36.2	53.7	74.0	20.3	1.00	184	MAX PEAK	None



## **FCC Part 15.209**

### **Electric Field Strength**

EUT: ePMP 5.1 AP and STA  
Manufacturer: Cambium Networks  
Operating Condition: 70 deg C 39% R.H.  
Test Site: DLS O.F. G1  
Operator: Paul L / Craig B  
Test Specification: Radiated emissionf from cabinet  
Comment: all ports Tx at power setting 18 AP LowCh 5160MHz STA MidCh 5200 MHz  
Date: 05-22-2014

### **TEXT: "Horz 3 meters"**

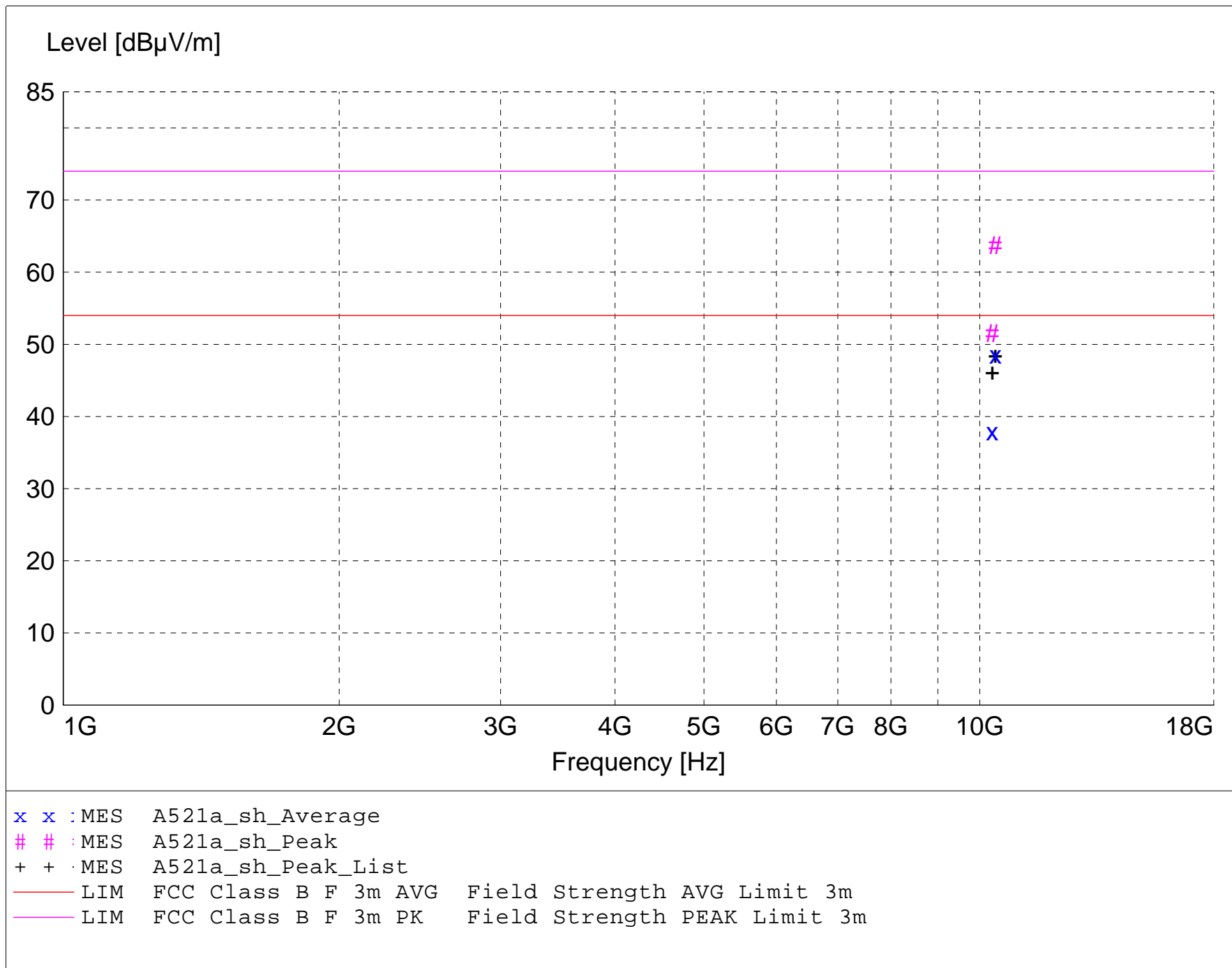
Short Description: Test Set-up

Test Set-up: EUT Measured at 3 Meters with HORIZONTAL Antenna Polarization

Sample Equations: 
$$\begin{array}{rclclcl} \text{Total Level(dB}\mu\text{V/m)} & = & \text{Level(dB}\mu\text{V)} & + & \text{System Loss(dB)} & + & \text{Antenna Factor(dB}\mu\text{V/m)} \\ 24.6 & & = 35.51 & & + (-22.1) & & + 11.20 \end{array}$$

$$\begin{array}{rclcl} \text{Margin(dB)} & = & \text{Limit(dB}\mu\text{V/m)} & - & \text{Total Level(dB}\mu\text{V/m)} \\ 15.4 & & = 40 & & - 24.6 \end{array}$$

Graph Markers: +      Frequency marker (Level of marker not related to final level)  
                 |      Final maximized level using Quasi-Peak detector  
                 X      Final maximized level using Average dector  
                 #      Final maximized level using Peak detector  
                 -      Background Scan Peak Detector (Optional)  
                 -      Background Scan Average Detector (Optional)



**MEASUREMENT RESULT: "A521a\_sh\_Final"**

5/23/2014 9:45AM

Frequency	Level	Antenna	System	Total	Limit	Margin	Height	EuT	Final	Comment
MHz	dBμV	Factor	Loss	Level			Ant.	Angle	Detector	
		dBμV/m	dB	dBμV/m	dBμV/m	dB	m	deg		
10400.950000	46.48	38.34	-36.2	48.6	54.0	5.4	1.00	26	AVERAGE	None
10400.950000	61.60	38.34	-36.2	63.7	74.0	10.3	1.00	26	MAX PEAK	None
10319.600000	36.09	38.34	-36.5	37.9	54.0	16.1	1.50	27	AVERAGE	None
10319.600000	49.78	38.34	-36.5	51.6	74.0	22.4	1.50	27	MAX PEAK	None

## **FCC Part 15.209**

### **Electric Field Strength**

EUT: ePMP 5.1 AP and STA  
Manufacturer: Cambium Networks  
Operating Condition: 70 deg C 39% R.H.  
Test Site: DLS O.F. G1  
Operator: Paul L / Craig B  
Test Specification: Radiated emissionf from cabinet  
Comment: all ports Tx at power setting 18 AP HighCh 5245MHz STA LowCh 5160MHz  
Date: 05-22-2014

### **TEXT: "Vert 3 meters"**

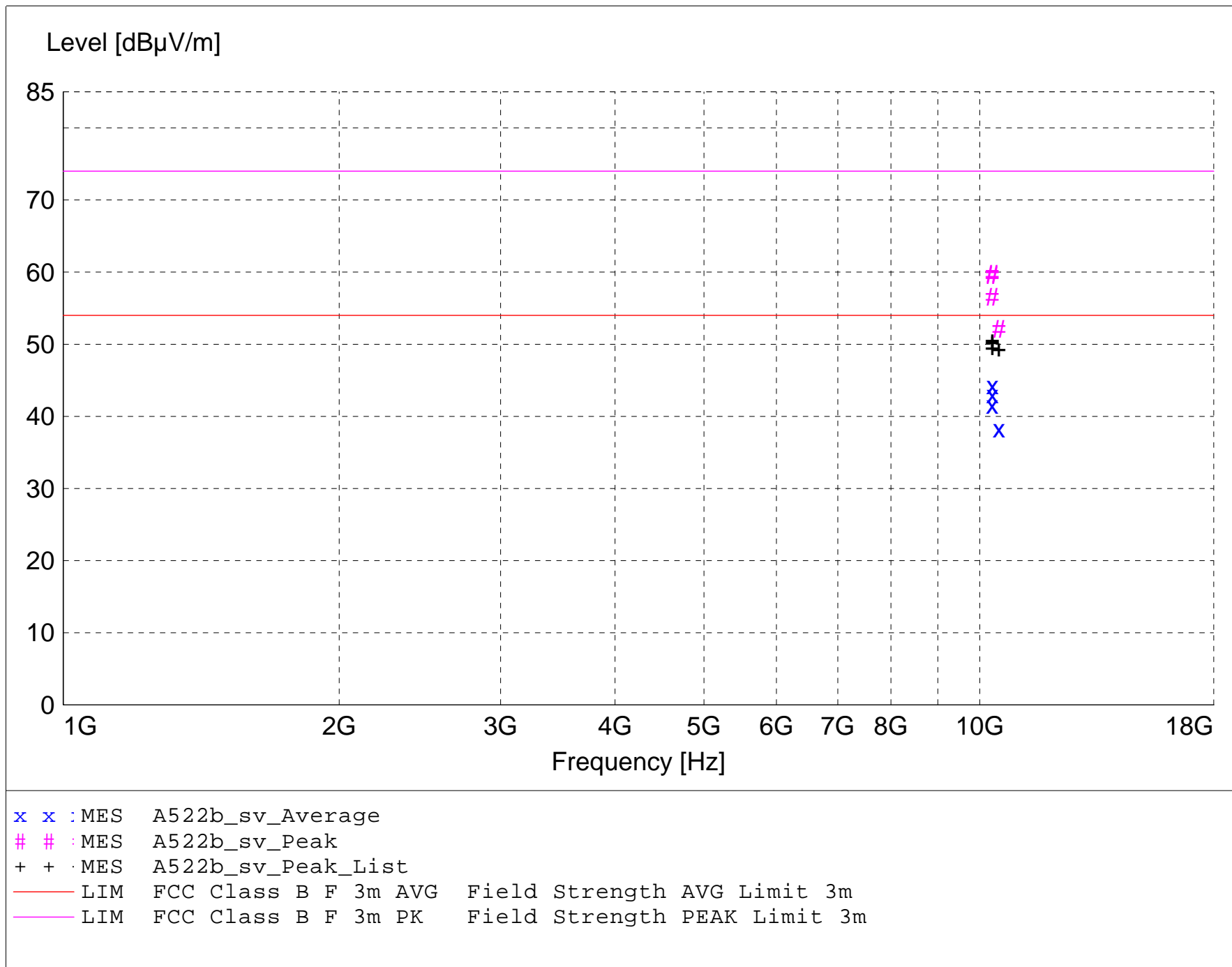
Short Description: Test Set-up

Test Set-up: EUT Measured at 3 Meters with VERTICAL Antenna Polarization

Sample Equations: 
$$\begin{array}{rclclcl} \text{Total Level(dB}\mu\text{V/m)} & = & \text{Level(dB}\mu\text{V)} & + & \text{System Loss(dB)} & + & \text{Antenna Factor(dB}\mu\text{V/m)} \\ 24.6 & & = 35.51 & + & (-22.1) & + & 11.20 \end{array}$$

$$\begin{array}{rclcl} \text{Margin(dB)} & = & \text{Limit(dB}\mu\text{V/m)} & - & \text{Total Level(dB}\mu\text{V/m)} \\ 15.4 & = & 40 & - & 24.6 \end{array}$$

Graph Markers: + Frequency marker (Level of marker not related to final level)  
| Final maximized level using Quasi-Peak detector  
X Final maximized level using Average dector  
# Final maximized level using Peak detector  
- Background Scan Peak Detector (Optional)  
- Background Scan Average Detector (Optional)



**MEASUREMENT RESULT: "A522b\_sv\_Final"**

5/22/2014 3:25PM

Frequency	Level	Antenna	System	Total	Limit	Margin	Height	EuT	Final	Comment
MHz	dBμV	Factor	Loss	Level			Ant.	Angle	Detector	
		dBμV/m	dB	dBμV/m	dBμV/m	dB	m	deg		
10321.000000	42.46	38.34	-36.5	44.3	54.0	9.7	1.00	38	AVERAGE	Z axis STA
10322.400000	41.20	38.34	-36.5	43.0	54.0	11.0	1.50	159	AVERAGE	Y axis STA
10320.000000	39.78	38.34	-36.5	41.6	54.0	12.4	2.00	23	AVERAGE	X axis STA
10321.000000	57.98	38.34	-36.5	59.8	74.0	14.2	1.00	38	MAX PEAK	Z axis STA
10322.400000	57.73	38.34	-36.5	59.5	74.0	14.5	1.50	159	MAX PEAK	Y axis STA
10493.000000	36.09	38.34	-36.2	38.3	54.0	15.7	1.50	161	AVERAGE	Y axis AP
10320.000000	54.74	38.34	-36.5	56.5	74.0	17.5	2.00	23	MAX PEAK	X axis STA
10493.000000	49.99	38.34	-36.2	52.2	74.0	21.8	1.50	161	MAX PEAK	Y axis AP

## **FCC Part 15.209**

### **Electric Field Strength**

EUT: ePMP 5.1 AP and STA  
Manufacturer: Cambium Networks  
Operating Condition: 70 deg C 39% R.H.  
Test Site: DLS O.F. G1  
Operator: Paul L / Craig B  
Test Specification: Radiated emissionf from cabinet  
Comment: all ports Tx at power setting 18 AP MidCh 5200MHz STA HighCh 5245MHz  
Date: 05-22-2014

### **TEXT: "Vert 3 meters"**

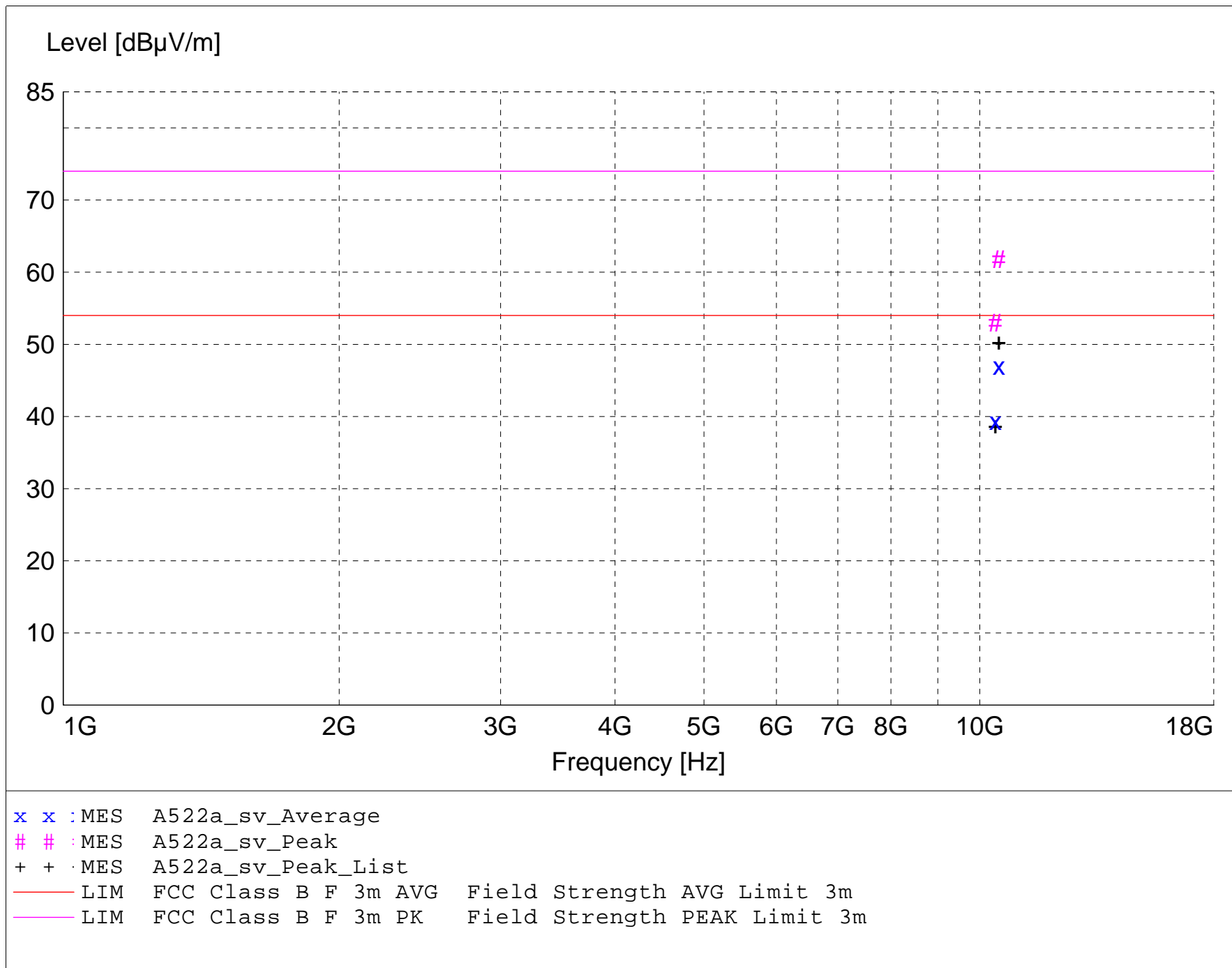
Short Description: Test Set-up

Test Set-up: EUT Measured at 3 Meters with VERTICAL Antenna Polarization

Sample Equations: 
$$\begin{array}{rclclcl} \text{Total Level(dB}\mu\text{V/m)} & = & \text{Level(dB}\mu\text{V)} & + & \text{System Loss(dB)} & + & \text{Antenna Factor(dB}\mu\text{V/m)} \\ 24.6 & & = 35.51 & + & (-22.1) & + & 11.20 \end{array}$$

$$\begin{array}{rclcl} \text{Margin(dB)} & = & \text{Limit(dB}\mu\text{V/m)} & - & \text{Total Level(dB}\mu\text{V/m)} \\ 15.4 & = & 40 & - & 24.6 \end{array}$$

Graph Markers: + Frequency marker (Level of marker not related to final level)  
| Final maximized level using Quasi-Peak detector  
X Final maximized level using Average dector  
# Final maximized level using Peak detector  
- Background Scan Peak Detector (Optional)  
- Background Scan Average Detector (Optional)





**MEASUREMENT RESULT: "A522a\_sv\_Final"**

5/23/2014 10:10AM

Frequency	Level	Antenna	System	Total	Limit	Margin	Height	EuT	Final	Comment
MHz	dBμV	Factor	Loss	Level			Ant.	Angle	Detector	
		dBμV/m	dB	dBμV/m	dBμV/m	dB	m	deg		
10490.400000	44.80	38.34	-36.2	47.0	54.0	7.0	1.00	147	AVERAGE	None
10490.400000	59.63	38.34	-36.2	61.8	74.0	12.2	1.00	147	MAX PEAK	None
10400.940000	37.23	38.34	-36.2	39.3	54.0	14.7	1.45	184	AVERAGE	None
10400.940000	50.93	38.34	-36.2	53.0	74.0	21.0	1.45	184	MAX PEAK	None

## **FCC Part 15.209**

### **Electric Field Strength**

EUT: ePMP 5.1 AP and STA  
Manufacturer: Cambium Networks  
Operating Condition: 70 deg C 39% R.H.  
Test Site: DLS O.F. G1  
Operator: Paul L / Craig B  
Test Specification: Radiated emissionf from cabinet  
Comment: all ports Tx at power setting 18 AP LowCh 5160MHz STA MidCh 5200MHz  
Date: 05-22-2014

### **TEXT: "Vert 3 meters"**

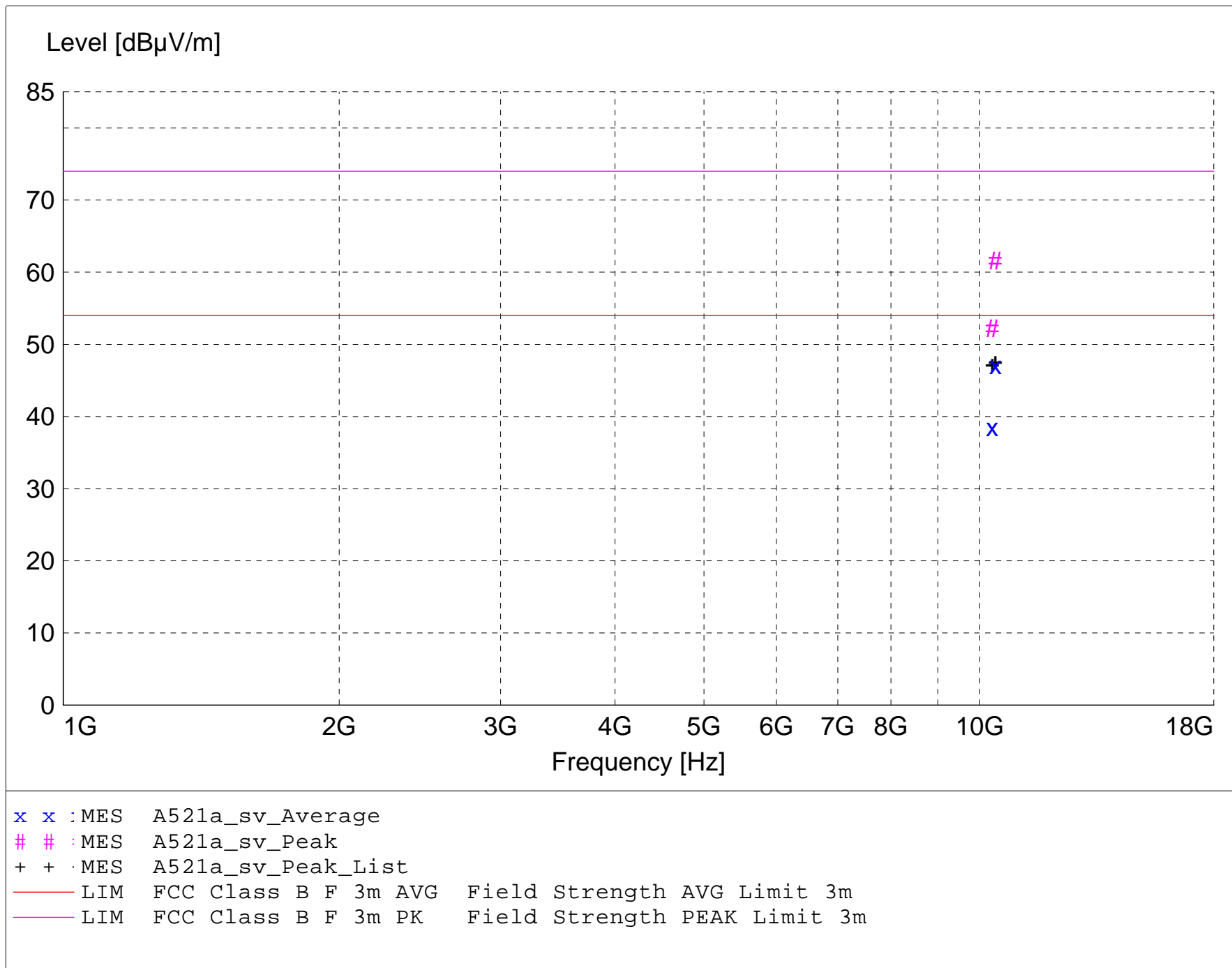
Short Description: Test Set-up

Test Set-up: EUT Measured at 3 Meters with VERTICAL Antenna Polarization

Sample Equations: 
$$\begin{array}{rclcl} \text{Total Level(dB}\mu\text{V/m)} & = & \text{Level(dB}\mu\text{V)} & + & \text{System Loss(dB)} & + & \text{Antenna Factor(dB}\mu\text{V/m)} \\ 24.6 & & = 35.51 & + & (-22.1) & + & 11.20 \end{array}$$

$$\begin{array}{rclcl} \text{Margin(dB)} & = & \text{Limit(dB}\mu\text{V/m)} & - & \text{Total Level(dB}\mu\text{V/m)} \\ 15.4 & = & 40 & - & 24.6 \end{array}$$

Graph Markers: + Frequency marker (Level of marker not related to final level)  
| Final maximized level using Quasi-Peak detector  
X Final maximized level using Average dector  
# Final maximized level using Peak detector  
- Background Scan Peak Detector (Optional)  
- Background Scan Average Detector (Optional)



**MEASUREMENT RESULT: "A521a\_sv\_Final"**

5/23/2014 9:21AM

Frequency	Level	Antenna	System	Total	Limit	Margin	Height	EuT	Final	Comment
MHz	dBμV	Factor	Loss	Level			Ant.	Angle	Detector	
		dBμV/m	dB	dBμV/m	dBμV/m	dB	m	deg		
10400.950000	44.99	38.34	-36.2	47.1	54.0	6.9	1.60	149	AVERAGE	None
10400.950000	59.50	38.34	-36.2	61.6	74.0	12.4	1.60	149	MAX PEAK	None
10319.600000	36.65	38.34	-36.5	38.5	54.0	15.5	1.50	168	AVERAGE	None
10319.600000	50.43	38.34	-36.5	52.2	74.0	21.8	1.50	168	MAX PEAK	None

**No measurable emissions  
were detected  
from the EUT  
above 18 GHz.**

**Radiated emissions  
testing was performed  
up to 40 GHz.**



166 South Carter, Genoa City, WI 53128

Company: Cambium Networks  
Model Tested: C058900P112A  
Report Number: 120126  
DLS Project: 6619

## END OF REPORT

Revision #	Date	Comments	By
1.0	06-18-2014	Preliminary Release	JS