Mode	10	
	Harmonic	
	2400-2483.5_Bluetooth-LE GFSK _CH00_2402MHz	
ANT	1	
Pol.	Horizontal	Vertical
14.47G ~14.5G Avg	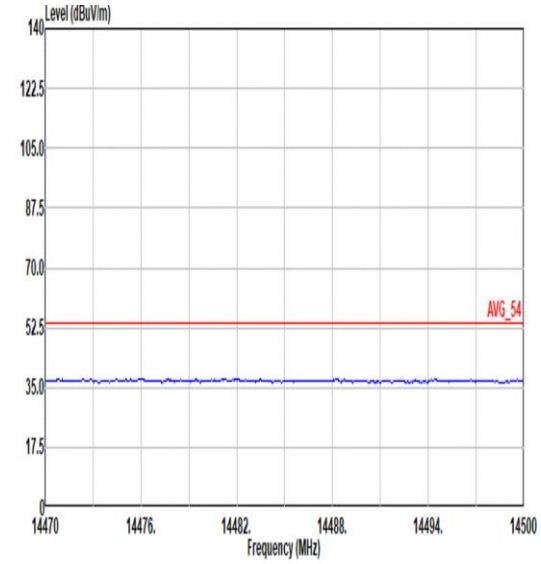 Site : 03CH07-HY Condition: AVG_54 3m HF_ANT_00227880 HORIZONTAL	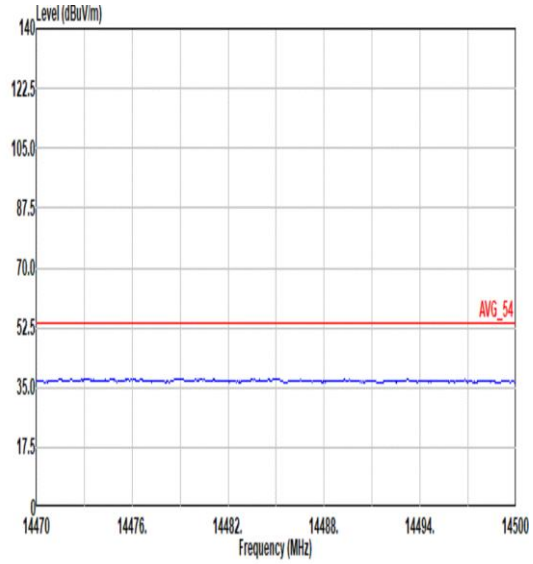 Site : 03CH07-HY Condition: AVG_54 3m HF_ANT_00227880 VERTICAL
17.7G ~18G Avg	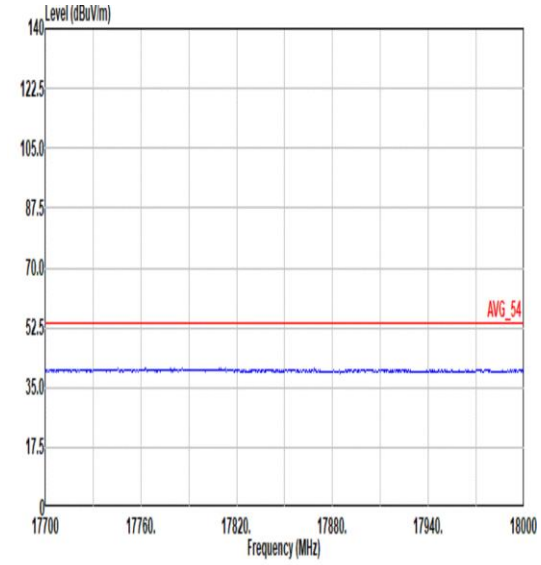 Site : 03CH07-HY Condition: AVG_54 3m HF_ANT_00227880 HORIZONTAL	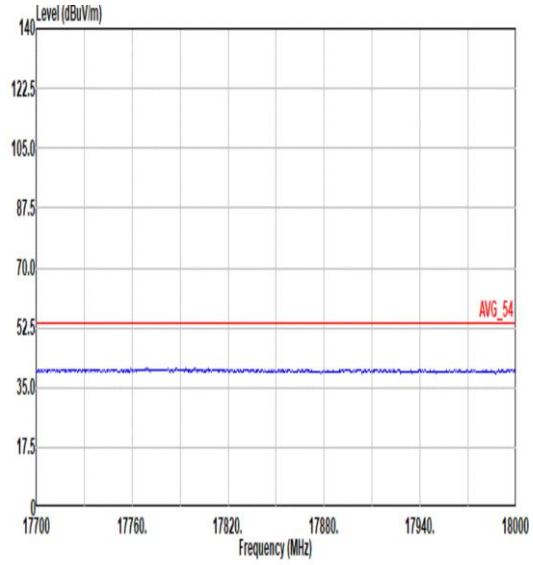 Site : 03CH07-HY Condition: AVG_54 3m HF_ANT_00227880 VERTICAL

Mode	11	
	Band Edge - L	
	2400-2483.5_Bluetooth-LE GFSK _CH19_2440MHz	
ANT	1	
Pol.	Horizontal	Fundamental
Peak	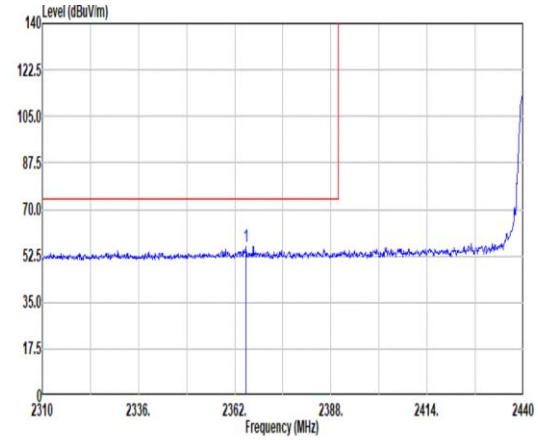 Site : 03CH07-HY Condition: PEAK_BE_74 3m HF_ANT_00227880 HORIZONTAL : RBW:1000.000kHz VBW:3000.000kHz SWT:Auto Freq Level Limit Line Margin Read Level Ant Factor Cable Loss Preamp Factor Aux Factor APos TPos Remark MHz dBuV/m dBuV/m dB dBuV dB/m dB dB dB cm deg 1 2364.99 56.09 74.00 -17.91 40.26 31.85 8.41 34.33 9.90 219 161 PEAK	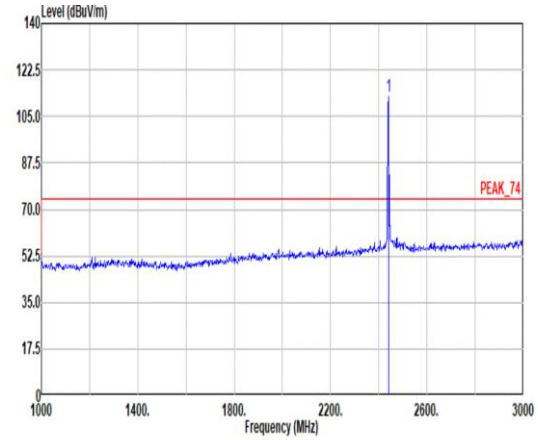 Site : 03CH07-HY Condition: PEAK_74 3m HF_ANT_00227880 HORIZONTAL : RBW:1000.000kHz VBW:3000.000kHz SWT:Auto Freq Level Limit Line Margin Read Level Ant Factor Cable Loss Preamp Factor Aux Factor APos TPos Remark MHz dBuV/m dBuV/m dB dBuV dB/m dB dB dB cm deg 1 2440.00 112.54 ------ ------ 96.28 32.10 8.54 34.30 9.92 219 161 PEAK
Avg	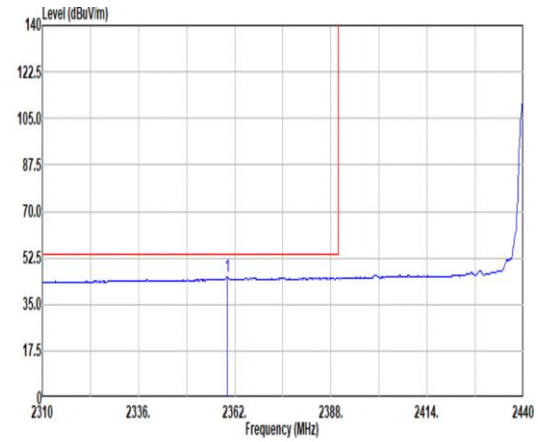 Site : 03CH07-HY Condition: AVG_BE_54 3m HF_ANT_00227880 HORIZONTAL : RBW:1000.000kHz VBW:0.240kHz SWT:Auto Freq Level Limit Line Margin Read Level Ant Factor Cable Loss Preamp Factor Aux Factor APos TPos Remark MHz dBuV/m dBuV/m dB dBuV dB/m dB dB dB cm deg 1 2359.92 45.41 54.00 -8.59 29.64 31.80 8.40 34.33 9.90 219 161 AVERAGE	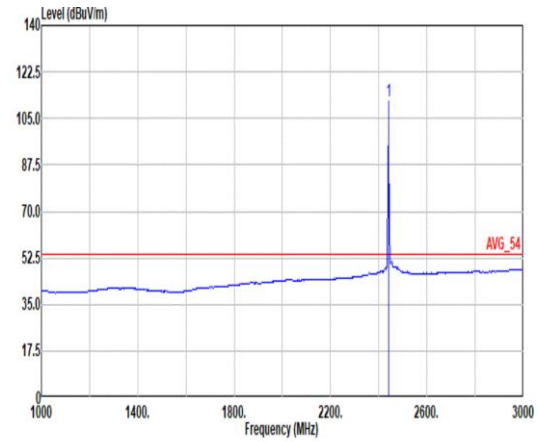 Site : 03CH07-HY Condition: AVG_54 3m HF_ANT_00227880 HORIZONTAL : RBW:1000.000kHz VBW:0.240kHz SWT:Auto Freq Level Limit Line Margin Read Level Ant Factor Cable Loss Preamp Factor Aux Factor APos TPos Remark MHz dBuV/m dBuV/m dB dBuV dB/m dB dB dB cm deg 1 2440.00 111.63 ------ ------ 95.37 32.10 8.54 34.30 9.92 219 161 AVERAGE

Mode	11	
	Band Edge - R	
	2400-2483.5_Bluetooth-LE GFSK _CH19_2440MHz	
ANT	1	
Pol.	Horizontal	Fundamental
Peak	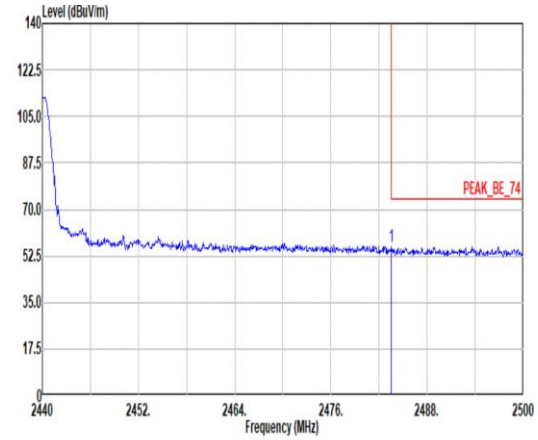 Site : 03CH07-HY Condition: PEAK_BE_74 3m HF_ANT_00227880 HORIZONTAL : RBW:1000.000kHz VBW:3000.000kHz SWT:Auto Freq Level Limit Line Margin Read Level Ant Factor Cable Loss Preamp Factor Aux Factor APos TPos Remark MHz dBuV/m dBuV/m dB dBuV dB/m dB dB dB cm deg 1 2483.56 56.19 74.00 -17.81 39.69 32.24 8.61 34.28 9.93 219 161 PEAK	Blank
Avg	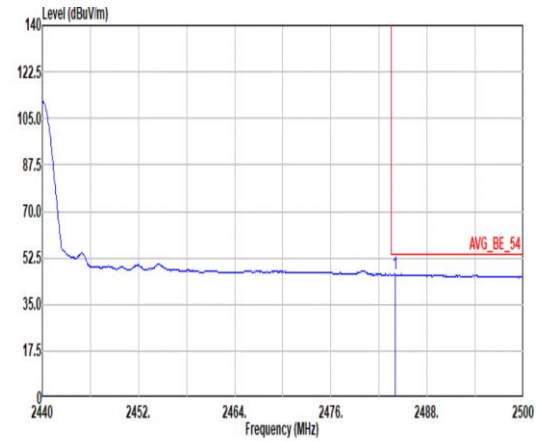 Site : 03CH07-HY Condition: AVG_BE_54 3m HF_ANT_00227880 HORIZONTAL : RBW:1000.000kHz VBW:0.240kHz SWT:Auto Freq Level Limit Line Margin Read Level Ant Factor Cable Loss Preamp Factor Aux Factor APos TPos Remark MHz dBuV/m dBuV/m dB dBuV dB/m dB dB dB cm deg 1 2483.98 46.24 54.00 -7.76 29.74 32.24 8.61 34.28 9.93 219 161 AVERAGE	Blank

Mode	11	
	Band Edge - L	
	2400-2483.5_Bluetooth-LE GFSK _CH19_2440MHz	
ANT	1	
Pol.	Vertical	Fundamental
Peak	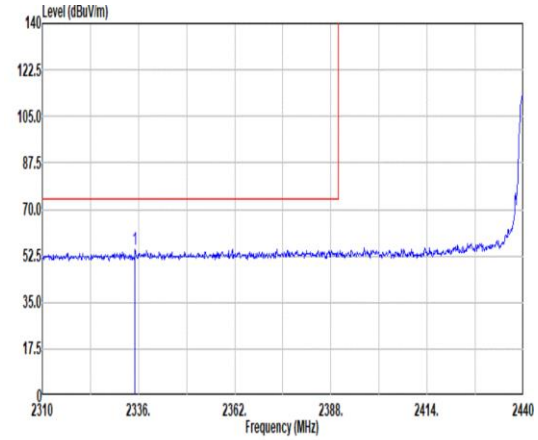 Site : 03CH07-HY Condition: PEAK_BE_74 3m HF_ANT_00227880 VERTICAL : RBW:1000.000kHz VBW:3000.000kHz SWT:Auto Freq Level Limit Line Margin Read Level Ant Factor Cable Loss Preamp Factor Aux Factor APos TPos Remark MHz dBuV/m dBuV/m dB dBuV dB/m dB dB dB cm deg 1 2335.09 55.00 74.00 -19.00 39.18 31.90 8.36 34.34 9.90 238 233 PEAK	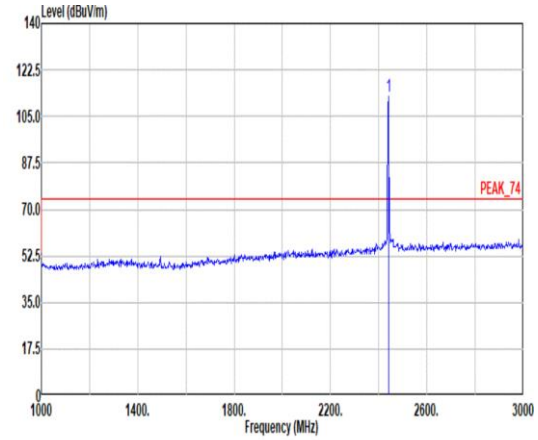 Site : 03CH07-HY Condition: PEAK_74 3m HF_ANT_00227880 VERTICAL : RBW:1000.000kHz VBW:3000.000kHz SWT:Auto Freq Level Limit Line Margin Read Level Ant Factor Cable Loss Preamp Factor Aux Factor APos TPos Remark MHz dBuV/m dBuV/m dB dBuV dB/m dB dB dB cm deg 1 2440.00 112.51 ------ ------ 96.25 32.10 8.54 34.30 9.92 238 233 PEAK
Avg	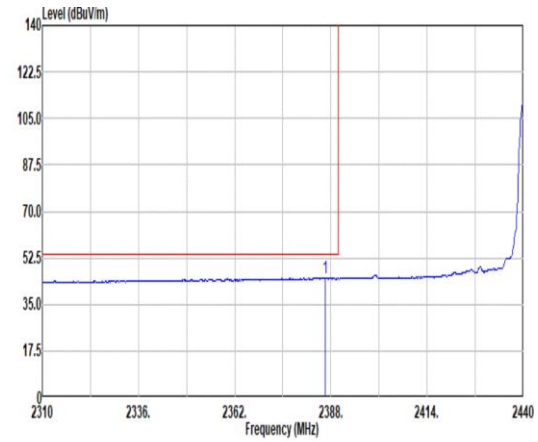 Site : 03CH07-HY Condition: AVG_BE_54 3m HF_ANT_00227880 VERTICAL : RBW:1000.000kHz VBW:0.240kHz SWT:Auto Freq Level Limit Line Margin Read Level Ant Factor Cable Loss Preamp Factor Aux Factor APos TPos Remark MHz dBuV/m dBuV/m dB dBuV dB/m dB dB dB cm deg 1 2386.44 44.93 54.00 -9.07 28.90 32.00 8.45 34.32 9.90 238 233 AVERAGE	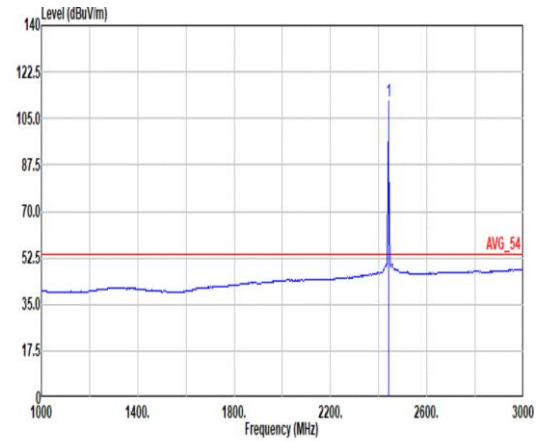 Site : 03CH07-HY Condition: AVG_54 3m HF_ANT_00227880 VERTICAL : RBW:1000.000kHz VBW:0.240kHz SWT:Auto Freq Level Limit Line Margin Read Level Ant Factor Cable Loss Preamp Factor Aux Factor APos TPos Remark MHz dBuV/m dBuV/m dB dBuV dB/m dB dB dB cm deg 1 2440.00 111.59 ------ ------ 95.33 32.10 8.54 34.30 9.92 238 233 AVERAGE

Mode	11	
	Band Edge - R	
	2400-2483.5_Bluetooth-LE GFSK _CH19_2440MHz	
ANT	1	
Pol.	Vertical	Fundamental
Peak	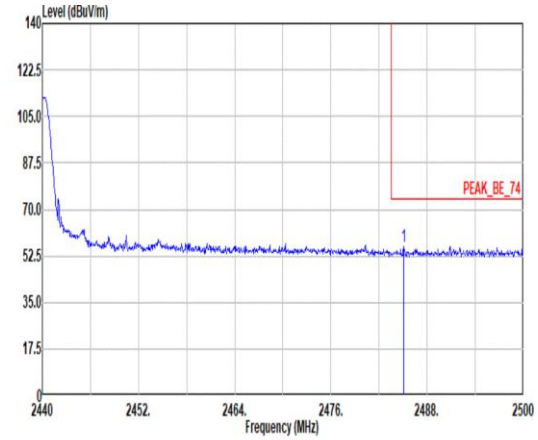 Site : 03CH07-HY Condition: PEAK_BE_74 3m HF_ANT_00227880 VERTICAL : RBW:1000.000kHz VBW:3000.000kHz SWT:Auto Limit Read Ant Cable Preamp Aux APos TPos Freq Level Line Margin Level Factor Loss Factor Factor Remark MHz dBuV/m dBuV/m dB dBuV dB/m dB dB dB cm deg 1 2485.06 56.04 74.00 -17.96 39.53 32.25 8.61 34.28 9.93 238 233 PEAK	Blank
Avg	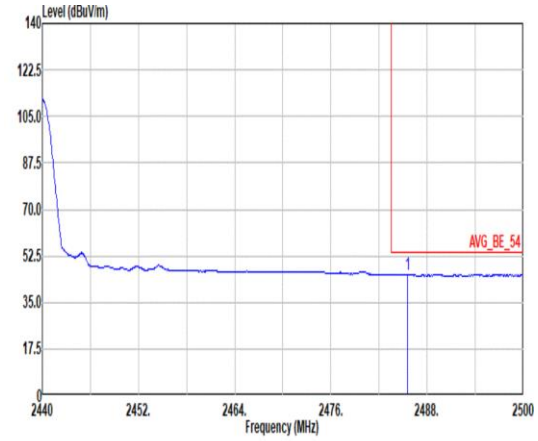 Site : 03CH07-HY Condition: AVG_BE_54 3m HF_ANT_00227880 VERTICAL : RBW:1000.000kHz VBW:0.240kHz SWT:Auto Limit Read Ant Cable Preamp Aux APos TPos Freq Level Line Margin Level Factor Loss Factor Factor Remark MHz dBuV/m dBuV/m dB dBuV dB/m dB dB dB cm deg 1 2485.54 45.50 54.00 -8.50 28.97 32.26 8.62 34.28 9.93 238 233 AVERAGE	Blank

Mode	11	
	Harmonic	
	2400-2483.5_Bluetooth-LE GFSK _CH19_2440MHz	
ANT	1	
Pol.	Horizontal	Vertical
Peak Avg	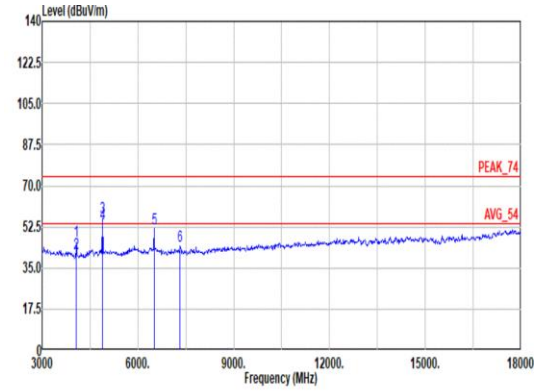 Site : 03CH07-HY Condition: PEAK_74 3m HF_ANT_00227880 HORIZONTAL	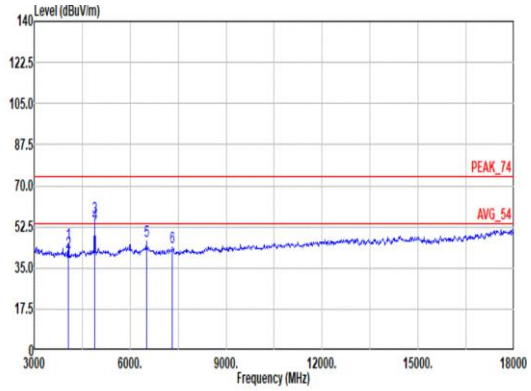 Site : 03CH07-HY Condition: PEAK_74 3m HF_ANT_00227880 VERTICAL

Horizontal:

	Freq	Level	Limit Line	Margin	Read Level	Ant Factor	Cable Loss	Preamp Factor	Aux Factor	APos	TPos	Remark
	MHz	dBuV/m	dBuV/m	dB	dBuV	dB/m	dB	dB	dB	cm	deg	
1	4066.00	46.32	74.00	-27.68	60.90	33.40	10.88	59.92	1.06	127	152	Peak
2	4066.00	41.32	54.00	-12.68	55.90	33.40	10.88	59.92	1.06	127	152	Average
3	4880.00	56.27	74.00	-17.73	67.85	34.50	11.96	59.02	0.98	193	49	PEAK
4	4880.00	53.66	54.00	-0.34	65.24	34.50	11.96	59.02	0.98	193	49	AVERAGE
5	6507.00	51.56	74.00	-22.44	56.90	35.80	13.90	56.02	0.98	--	--	Peak
6	7320.00	44.12	74.00	-29.88	50.46	35.80	14.58	57.74	1.02	--	--	Peak

Vertical:

	Freq	Level	Limit Line	Margin	Read Level	Ant Factor	Cable Loss	Preamp Factor	Aux Factor	APos	TPos	Remark
	MHz	dBuV/m	dBuV/m	dB	dBuV	dB/m	dB	dB	dB	cm	deg	
1	4066.00	45.26	74.00	-28.74	59.84	33.40	10.88	59.92	1.06	400	103	Peak
2	4066.00	41.59	54.00	-12.41	56.17	33.40	10.88	59.92	1.06	400	103	Average
3	4880.00	56.28	74.00	-17.72	67.86	34.50	11.96	59.02	0.98	293	356	PEAK
4	4880.00	53.73	54.00	-0.27	65.31	34.50	11.96	59.02	0.98	293	356	AVERAGE
5	6507.00	46.48	74.00	-27.52	51.82	35.80	13.90	56.02	0.98	--	--	Peak
6	7320.00	43.76	74.00	-30.24	50.10	35.80	14.58	57.74	1.02	--	--	Peak

Mode	11	
	Harmonic	
	2400-2483.5_Bluetooth-LE GFSK _CH19_2440MHz	
ANT	1	
Pol.	Horizontal	Vertical
14.47G ~14.5G Avg	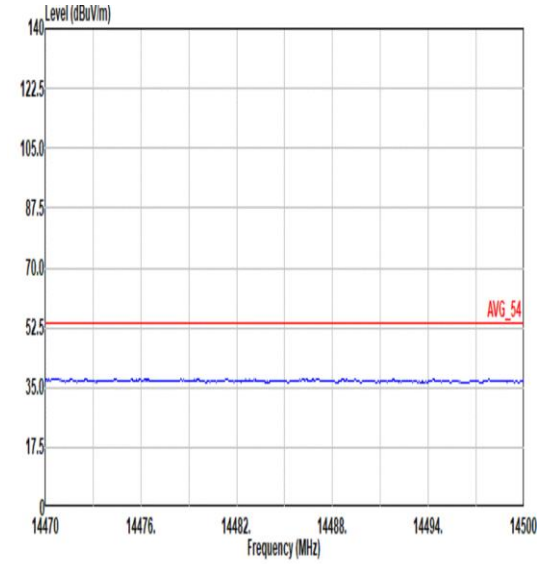 Site : 03CH07-HY Condition: AVG_54 3m HF_ANT_00227880 HORIZONTAL	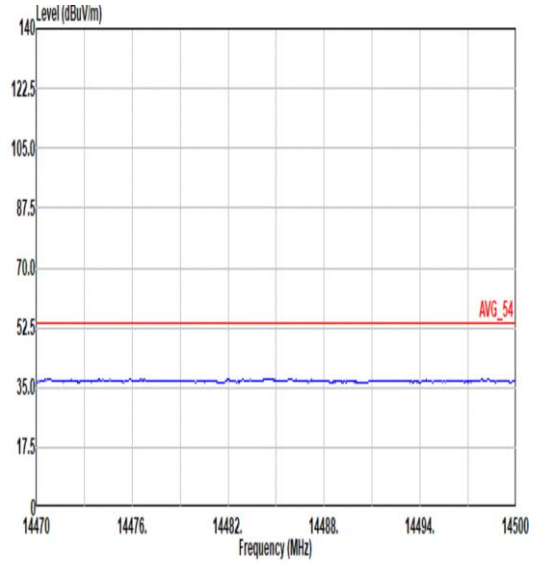 Site : 03CH07-HY Condition: AVG_54 3m HF_ANT_00227880 VERTICAL
17.7G ~18G Avg	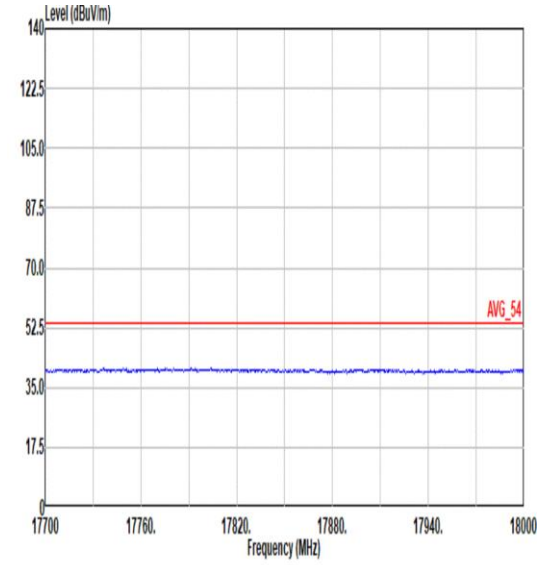 Site : 03CH07-HY Condition: AVG_54 3m HF_ANT_00227880 HORIZONTAL	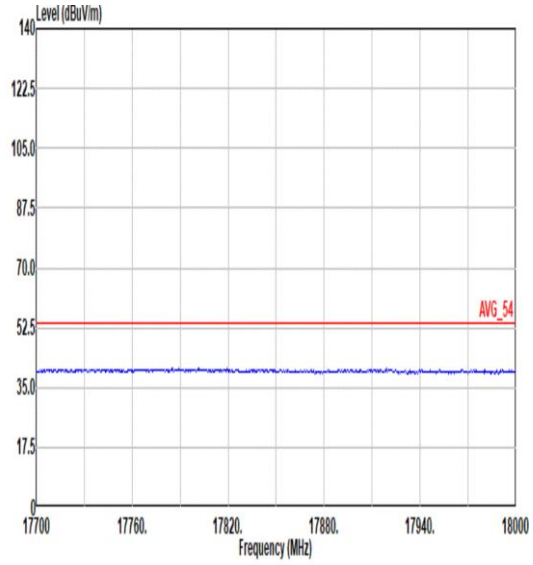 Site : 03CH07-HY Condition: AVG_54 3m HF_ANT_00227880 VERTICAL

Mode	12	
	Band Edge	
	2400-2483.5_Bluetooth-LE GFSK_CH39_2480MHz	
ANT	1	
Pol.	Horizontal	Fundamental
Peak	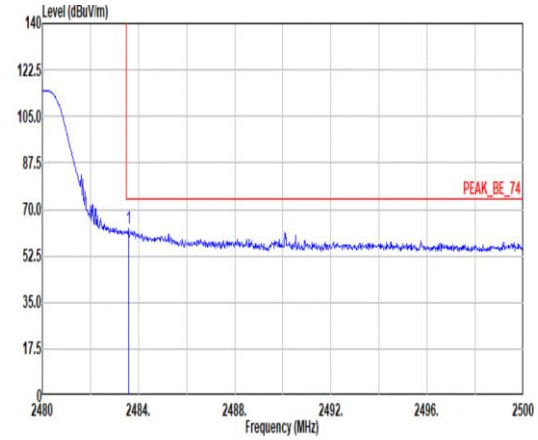 Site : 03CH07-HY Condition: PEAK_BE_74 3m HF_ANT_00227880 HORIZONTAL : RBW:1000.000kHz VBW:3000.000kHz SWT:Auto Freq Level Limit Line Margin Read Level Ant Factor Cable Loss Preamp Factor Aux Factor APos TPos Remark MHz dBuV/m dBuV/m dB dBuV dB/m dB dB dB cm deg 1 2483.58 62.75 74.00 -11.25 46.25 32.24 8.61 34.28 9.93 244 185 PEAK	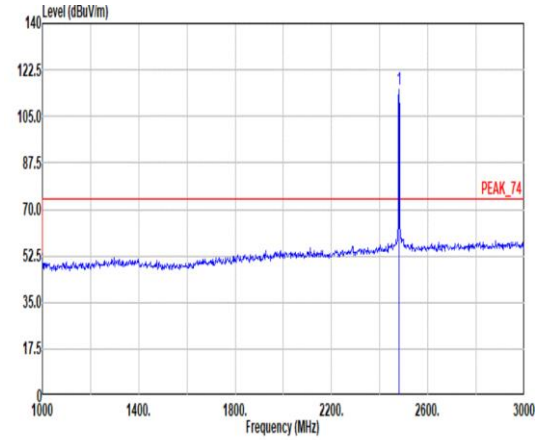 Site : 03CH07-HY Condition: PEAK_74 3m HF_ANT_00227880 HORIZONTAL : RBW:1000.000kHz VBW:3000.000kHz SWT:Auto Freq Level Limit Line Margin Read Level Ant Factor Cable Loss Preamp Factor Aux Factor APos TPos Remark MHz dBuV/m dBuV/m dB dBuV dB/m dB dB dB cm deg 1 2480.00 115.05 ------ ------ 98.59 32.20 8.61 34.28 9.93 244 185 PEAK
Avg	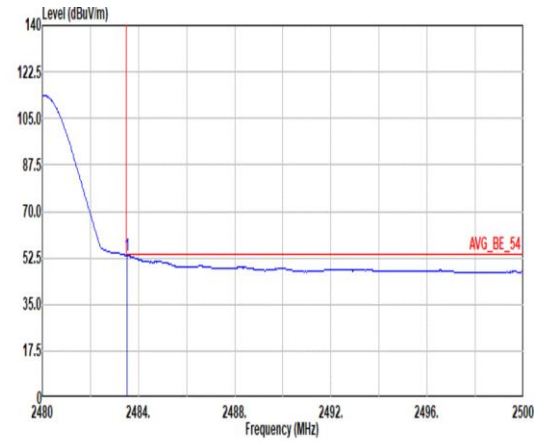 Site : 03CH07-HY Condition: AVG_BE_54 3m HF_ANT_00227880 HORIZONTAL : RBW:1000.000kHz VBW:0.240kHz SWT:Auto Freq Level Limit Line Margin Read Level Ant Factor Cable Loss Preamp Factor Aux Factor APos TPos Remark MHz dBuV/m dBuV/m dB dBuV dB/m dB dB dB cm deg 1 2483.52 53.42 54.00 -0.58 36.92 32.24 8.61 34.28 9.93 244 185 AVERAGE	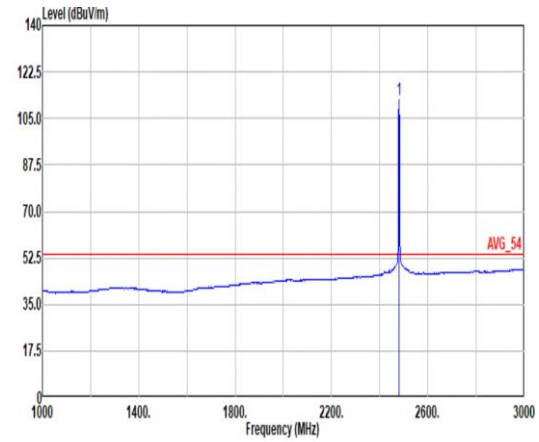 Site : 03CH07-HY Condition: AVG_54 3m HF_ANT_00227880 HORIZONTAL : RBW:1000.000kHz VBW:0.240kHz SWT:Auto Freq Level Limit Line Margin Read Level Ant Factor Cable Loss Preamp Factor Aux Factor APos TPos Remark MHz dBuV/m dBuV/m dB dBuV dB/m dB dB dB cm deg 1 2480.00 112.07 ------ ------ 95.61 32.20 8.61 34.28 9.93 244 185 AVERAGE

Mode	12	
	Band Edge	
	2400-2483.5_Bluetooth-LE GFSK_CH39_2480MHz	
ANT	1	
Pol.	Vertical	Fundamental
Peak	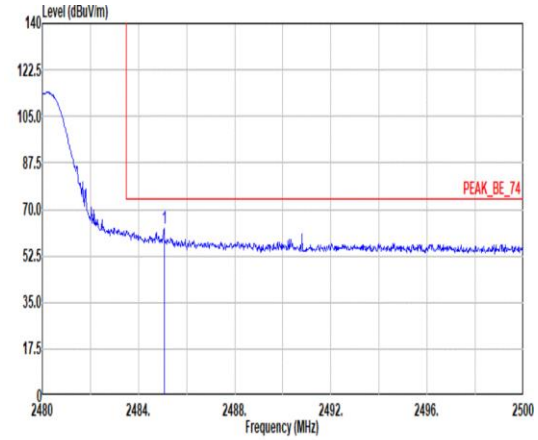 Site : 03CH07-HY Condition: PEAK_BE_74 3m HF_ANT_00227880 VERTICAL : RBW:1000.000kHz VBW:3000.000kHz SWT:Auto Freq Level Limit Line Margin Read Level Ant Factor Cable Loss Preamp Factor Aux Factor APos TPos Remark MHz dBuV/m dBuV/m dB dBuV dB/m dB dB dB cm deg 1 2485.06 62.81 74.00 -11.19 46.30 32.25 8.61 34.28 9.93 300 268 PEAK	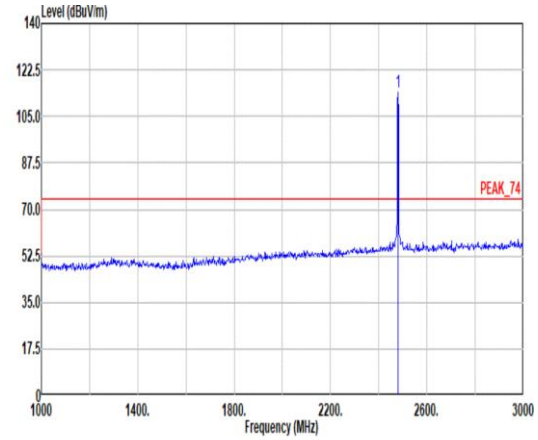 Site : 03CH07-HY Condition: PEAK_74 3m HF_ANT_00227880 VERTICAL : RBW:1000.000kHz VBW:3000.000kHz SWT:Auto Freq Level Limit Line Margin Read Level Ant Factor Cable Loss Preamp Factor Aux Factor APos TPos Remark MHz dBuV/m dBuV/m dB dBuV dB/m dB dB dB cm deg 1 2480.00 114.24 ------ ------ 97.78 32.20 8.61 34.28 9.93 300 268 PEAK
Avg	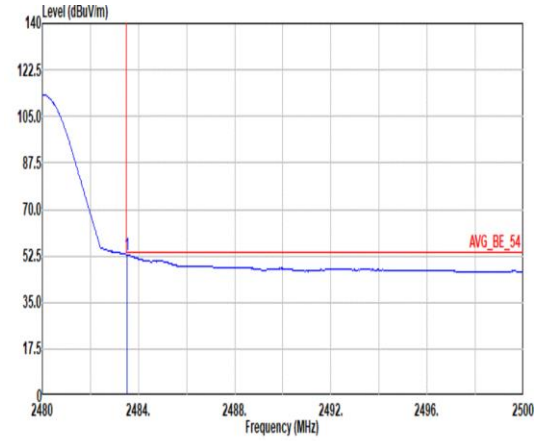 Site : 03CH07-HY Condition: AVG_BE_54 3m HF_ANT_00227880 VERTICAL : RBW:1000.000kHz VBW:0.240kHz SWT:Auto Freq Level Limit Line Margin Read Level Ant Factor Cable Loss Preamp Factor Aux Factor APos TPos Remark MHz dBuV/m dBuV/m dB dBuV dB/m dB dB dB cm deg 1 2483.52 52.93 54.00 -1.07 36.43 32.24 8.61 34.28 9.93 300 268 AVERAGE	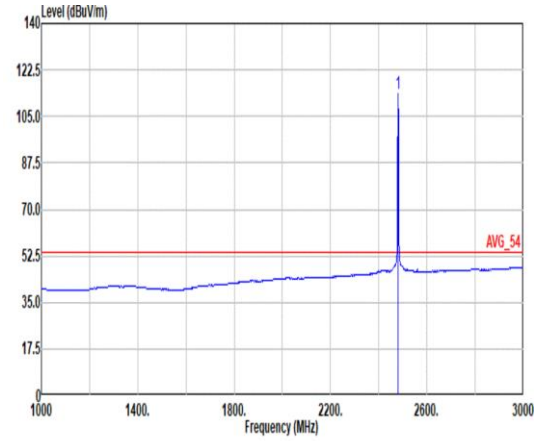 Site : 03CH07-HY Condition: AVG_54 3m HF_ANT_00227880 VERTICAL : RBW:1000.000kHz VBW:0.240kHz SWT:Auto Freq Level Limit Line Margin Read Level Ant Factor Cable Loss Preamp Factor Aux Factor APos TPos Remark MHz dBuV/m dBuV/m dB dBuV dB/m dB dB dB cm deg 1 2480.00 113.45 ------ ------ 96.99 32.20 8.61 34.28 9.93 300 268 AVERAGE

Mode	12	
	Harmonic	
	2400-2483.5_Bluetooth-LE GFSK_CH39_2480MHz	
ANT	1	
Pol.	Horizontal	Vertical
Peak Avg	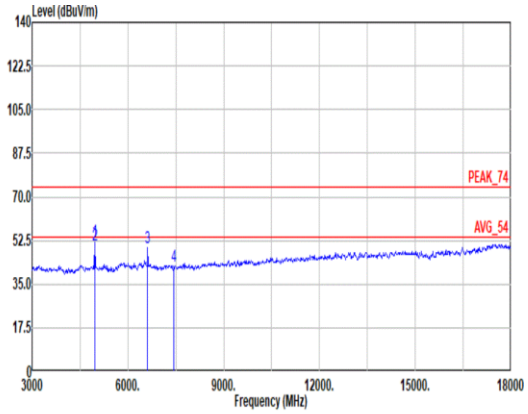 Site : 03CH07-HY Condition: PEAK_74 3m HF_ANT_00227880 HORIZONTAL Freq Level Limit Line Margin Read Level Ant Factor Cable Loss Preamp Factor Aux Factor APos TPos Remark MHz dBuV/m dBuV/m dB dBuV dB/m dB dB dB cm deg 1 4960.00 52.36 74.00 -21.64 63.63 34.54 12.04 58.84 0.99 200 64 PEAK 2 4960.00 50.56 54.00 -3.44 61.83 34.54 12.04 58.84 0.99 200 64 Average 3 6613.00 49.50 74.00 -24.50 55.09 35.77 13.99 56.31 0.96 -- -- Peak 4 7440.00 42.02 74.00 -31.98 48.36 35.82 14.70 57.89 1.03 -- -- PEAK	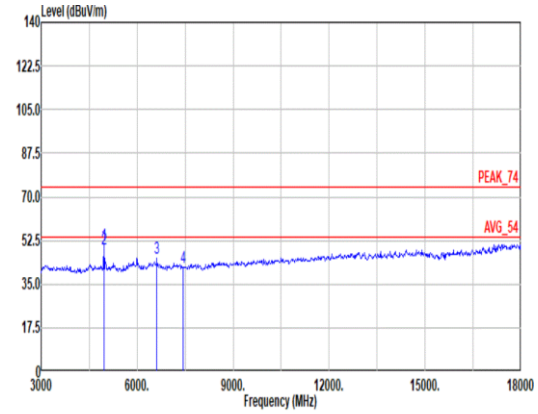 Site : 03CH07-HY Condition: PEAK_74 3m HF_ANT_00227880 VERTICAL Freq Level Limit Line Margin Read Level Ant Factor Cable Loss Preamp Factor Aux Factor APos TPos Remark MHz dBuV/m dBuV/m dB dBuV dB/m dB dB dB cm deg 1 4960.00 50.68 74.00 -23.32 61.95 34.54 12.04 58.84 0.99 309 0 PEAK 2 4960.00 49.12 54.00 -4.88 60.39 34.54 12.04 58.84 0.99 309 0 Average 3 6613.00 45.27 74.00 -28.73 50.86 35.77 13.99 56.31 0.96 -- -- Peak 4 7440.00 41.95 74.00 -32.05 48.29 35.82 14.70 57.89 1.03 -- -- PEAK

Mode	12	
	Harmonic	
	2400-2483.5_Bluetooth-LE GFSK_CH39_2480MHz	
ANT	1	
Pol.	Horizontal	Vertical
14.47G ~14.5G Avg	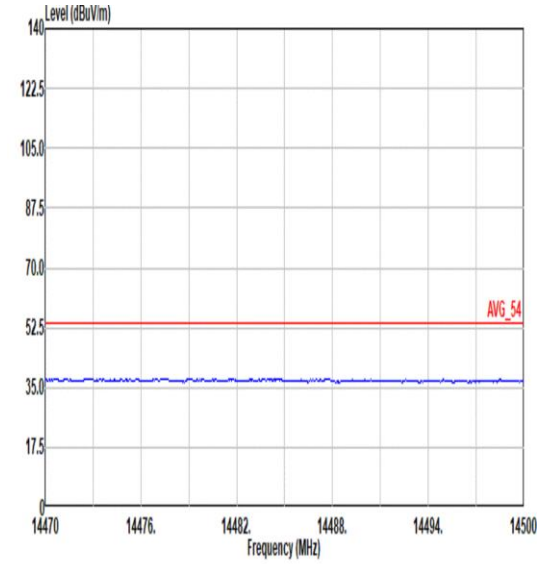 Site : 03CH07-HY Condition: AVG_54 3m HF_ANT_00227880 HORIZONTAL	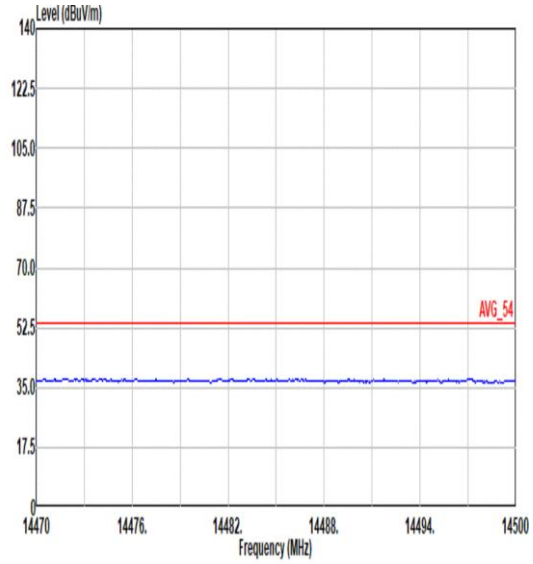 Site : 03CH07-HY Condition: AVG_54 3m HF_ANT_00227880 VERTICAL
17.7G ~18G Avg	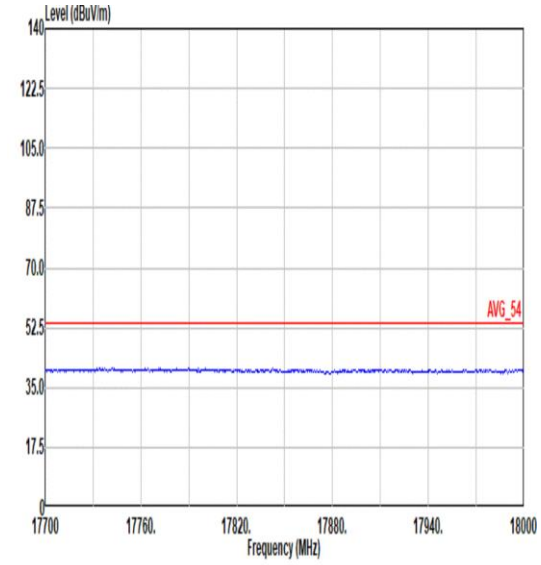 Site : 03CH07-HY Condition: AVG_54 3m HF_ANT_00227880 HORIZONTAL	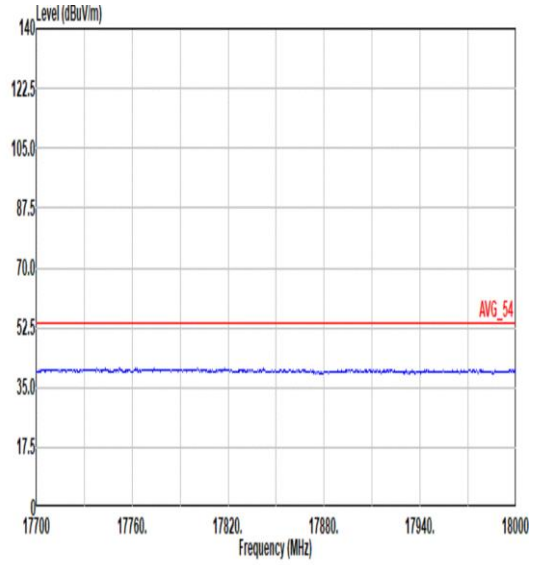 Site : 03CH07-HY Condition: AVG_54 3m HF_ANT_00227880 VERTICAL

Mode	13	
	SHF	
	2400-2483.5_Bluetooth-LE GFSK _CH19_2440MHz	
ANT	1	
Pol.	Horizontal	Vertical
Peak	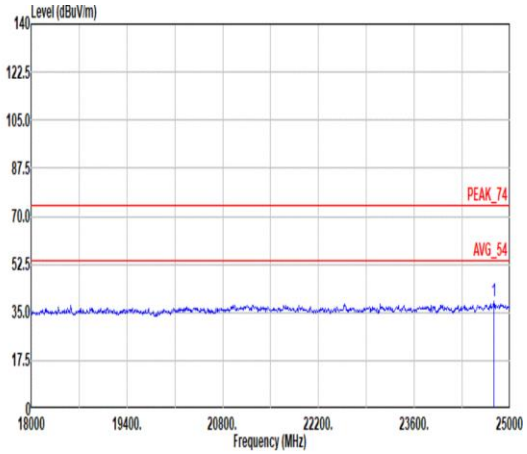 Site : Condition: PEAK_74 1m SHF-EHF_9170991 HORIZONTAL Freq Level Limit Line Margin Read Level Ant Factor Cable Loss Preamp Factor Aux Factor APos TPos Remark MHz dBuV/m dBuV/m dB dBuV dB/m dB dB dB cm deg 1 24762.00 38.84 74.00 -35.16 48.29 39.02 18.71 57.64 -9.54 -- -- Peak	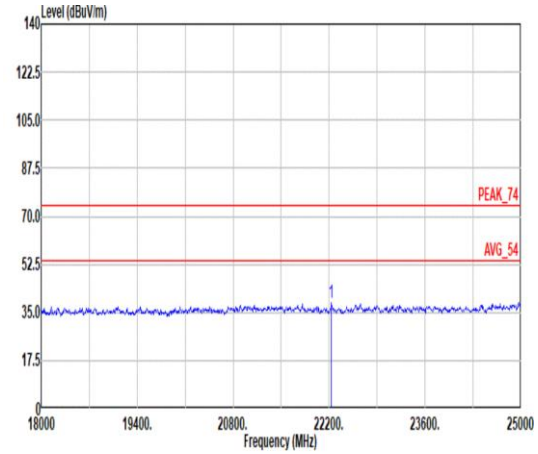 Site : Condition: PEAK_74 1m SHF-EHF_9170991 VERTICAL Freq Level Limit Line Margin Read Level Ant Factor Cable Loss Preamp Factor Aux Factor APos TPos Remark MHz dBuV/m dBuV/m dB dBuV dB/m dB dB dB cm deg 1 22235.00 38.75 74.00 -35.25 52.23 38.10 17.63 59.67 -9.54 -- -- Peak

Mode	14	
	LF	
	2400-2483.5_Bluetooth-LE GFSK _CH19_2440MHz	
ANT	1	
Pol.	Horizontal	Vertical
QP/ Peak	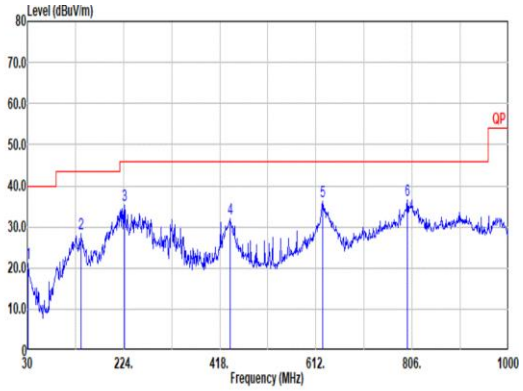 Site : 03CH07-HY Condition: QP 3m Bilog_35419 HORIZONTAL Freq Level Limit Line Margin Read Level Ant Factor Cable Loss Preamp Factor Aux Factor APos TPos Remark MHz dBuV/m dBuV/m dB dBuV dB/m dB dB dB cm deg 1 30.97 21.24 40.00 -18.76 26.12 24.01 1.09 29.98 0.00 -- -- Peak 2 138.64 28.30 43.50 -15.20 38.71 17.27 2.20 29.88 0.00 -- -- Peak 3 225.94 35.19 46.00 -10.81 46.56 15.68 2.77 29.82 0.00 -- -- Peak 4 439.34 32.12 46.00 -13.88 35.77 22.34 3.77 29.76 0.00 -- -- Peak 5 625.58 36.08 46.00 -9.92 35.55 25.76 4.45 29.68 0.00 -- -- Peak 6 796.30 36.59 46.00 -9.41 33.59 27.27 4.99 29.26 0.00 -- -- Peak	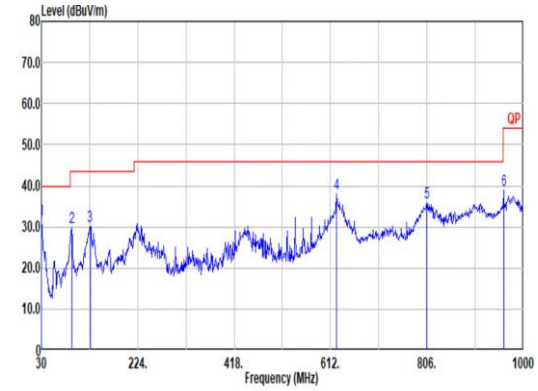 Site : 03CH07-HY Condition: QP 3m Bilog_35419 VERTICAL Freq Level Limit Line Margin Read Level Ant Factor Cable Loss Preamp Factor Aux Factor APos TPos Remark MHz dBuV/m dBuV/m dB dBuV dB/m dB dB dB cm deg 1 30.00 31.79 40.00 -8.21 36.41 24.29 1.07 29.98 0.00 -- -- Peak 2 91.11 30.00 43.50 -13.50 43.35 14.76 1.81 29.92 0.00 -- -- Peak 3 127.97 30.27 43.50 -13.23 40.55 17.50 2.11 29.89 0.00 -- -- Peak 4 624.61 38.01 46.00 -7.99 37.41 25.84 4.45 29.69 0.00 -- -- Peak 5 806.00 35.90 46.00 -10.10 33.03 27.06 5.03 29.22 0.00 -- -- Peak 6 960.23 38.90 54.00 -15.10 32.25 29.74 5.44 28.53 0.00 -- -- Peak

Appendix D. Duty Cycle Plots

Band	Duty Cycle(%)	T(us)	1/T(kHz)	VBW Setting
Bluetooth - LE for 1Mbps	30.47	2133	0.47	0.47kHz
Bluetooth - LE for 2Mbps	26.90	1077	0.93	1kHz
Bluetooth - LE for 125kbps	29.95	17070	0.06	62Hz
Bluetooth - LE for 500kbps	32.38	4533	0.22	240Hz

Bluetooth - LE for 1Mbps

Bluetooth - LE for 2Mbps

Bluetooth - LE for 125kbps
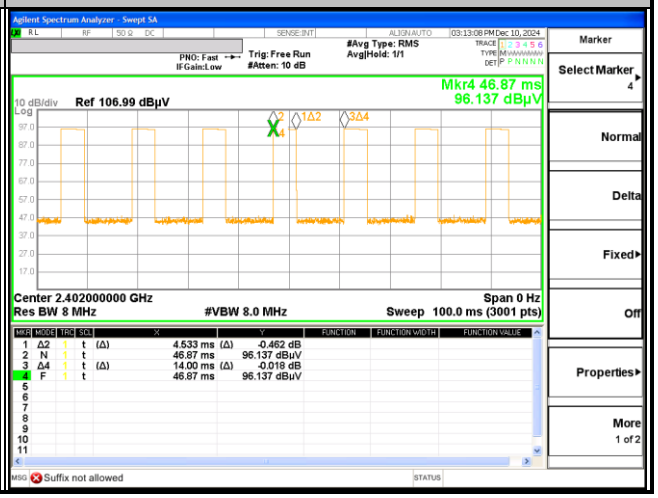
Bluetooth - LE for 500kbps