

About Your mySpark Learn

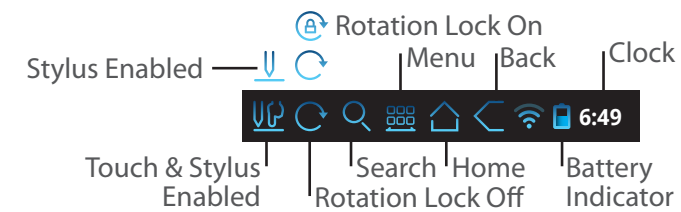


What's Included

1 mySpark Tablet and Software, 1 Stylus and a USB Charger with a USB Connection Cable .

mySpark Learn Soft Menu Settings

The following menu will appear on the top or bottom of the tablet's screen. This menu controls various features of the tablet.



Starting & Restarting the mySpark Learn

Turn on the tablet by pressing the on/off button located on the top side of the tablet.


Press the on/off button to enter sleep mode.

Press the on/off button to wake the device.

To power down the mySpark Learn, press and hold the on/off button for 2-3 seconds and the power off menu will appear.

Select the "Power off" option to shut down the mySpark Learn.

If the tablet is not responding to the power off sequence, press and hold the on/off button for 15 seconds.

To reset the input mode  (stylus or touch) place the device in sleep mode and then wake the device.

Charging Your Tablet

Connect the tablet to the charger to charge the mySpark Learn. When the tablet is connected to the charger, a charge indicator light will turn on indicating that the tablet is charging.


Technical Support

For any questions or support, call us directly:

Canada Technical Support: 1-800-694-7466

India Technical Support: 1-800-694-7466

Connecting to WiFi

Located and Select the "Menu"  button in the menu located on the tablets screen.



Locate and select the "Settings" application.



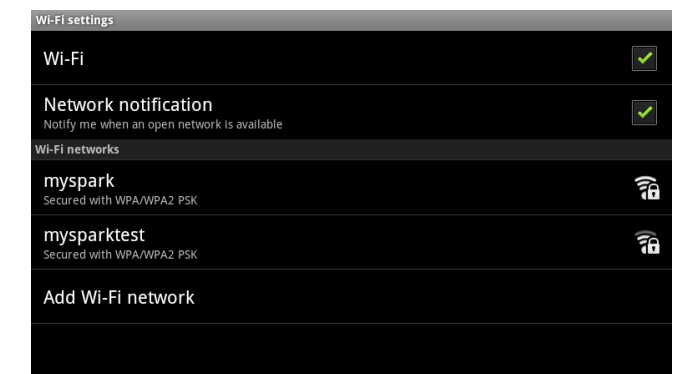
Located and select the "Wireless & networks" item.



Locate and turn on the Wi-Fi by selecting the check box on the right of the item.



Select "Wi-Fi"



A List of all Wi-Fi networks will appear.

Select the Wi-Fi network to connect to and enter the appropriate information such as the user name and password.

Congratulations On Your mySpark Learn



Please review some important
information you should know
about your tablet.

Important Product Information



The internal battery is not replaceable by the user.

This device complies with Part 15 of the FCC Rules,. Operation is subject to the following two conditions: (1) this device may not cause harmful interference, and (2) this device must accept any interference received, including interference that may cause undesired operation.

This device complies with Industry Canada licence-exempt RSS standard(s). Operation is subject to the following two conditions: (1) this device may not cause interference, and (2) this device must accept any interference, including interference that may cause undesired operation of the device.

Any changes or modifications of this product, not approved by manufacturer will void the user's authority to operate the equipment.

Le présent appareil est conforme aux CNR d'Industrie Canada applicables aux appareils radio exempts de licence. L'exploitation est autorisée aux deux conditions suivantes : (1) l'appareil ne doit pas produire de brouillage, et (2) l'utilisateur de l'appareil doit accepter tout brouillage radioélectrique subi, même si le brouillage est susceptible d'en compromettre le fonctionnement.



FCC ID: Z4J-2001101-001A
IC: 9939A-2001101-001A