

## Annex B External photographs of the EUT

Photo documentation:

Photo 1:




Photo 2:




Photo 3:




Photo 4:




Photo 5:



Photo 6:






Photo 7: (Antenna)




Photo 8:



Photo 9:




Photo 10:



A hand is holding a black, rectangular electronic component, possibly a USB drive or a small circuit board, against a white background with a faint grid pattern. The component is oriented horizontally. On the right side, there is a gold-colored connector or pin. The component has a textured, matte black finish and some internal structural details visible on its surface.

Photo 13:



Photo 14:

