


## **SETUP PHOTOGRAPHS**

This document contains 9 photographs


**Photograph No.1**  
**Setup for spurious emission field strength measurements in the anechoic chamber below 30 MHz**



**Photograph No.2**  
**Setup for carrier and spurious emission field strength measurements in the anechoic chamber**  
**in 30 – 1000 MHz range**



**Photograph No.3**  
**Setup for spurious emission field strength measurements in the anechoic chamber above 1000 MHz**



**Photograph No.4**  
**Setup for field strength emission measurements at the OATS in 30 – 200 MHz range**



**Photograph No.5**  
**Setup for field strength emission measurements at the OATS in 200 – 1000 MHz range**





**Photograph No.6**  
**Setup for field strength emission measurements at the OATS above 1000 MHz**




**Photograph No.7**  
**Setup for periodic requirements test and occupied bandwidth measurements**





**Photograph No.8**  
**Setup for occupied bandwidth measurements**



**Photograph No.9**  
**Setup for conducted emission measurements on the AC power lines**

