







(30-1000 MHz) Radiated Emissions



(1-15 GHz) Z axis Radiated Emissions Test Setup




(1-15 GHz) Y axis Radiated Emissions Test Setup








(1-15 GHz) X axis Radiated Emissions Test Setup



(15-18 GHz) Hand Scan



(18-25 GHz) Hand Scan





Antenna Port Conducted Test Setup

