



Shenzhen EBO Technology Co., Ltd.

1-4F, Huafeng Science Park, Xin'an Sixth Road, 82th District, Bao'an,
Shenzhen, China.
Telephone: +86-755-29451282,
Fax: +86-755-22639141

Report No.: EBO1411112-E291
Page 1 of 25

TEST REPORT

Applicant: Shenzhen Firstview Electronic Co. Ltd.

Address of Applicant: 3-4/F, Block B, Huafeng 1st Technology Zone Baoan Main Road, Baoan District, Shenzhen, China

Equipment Under Test (EUT)

Product Name: 8.95 inch Tablet PC

Model No.: VTA089001, VTA089001S, VTA089001E, M8941

FCC ID: YW5VTA089001

Applicable standards: FCC CFR Title 47 Part 15 Subpart B:2013

Date of sample receipt: November 26, 2014

Date of Test: November 26, 2014 To December 5, 2014

Date of report issue: December 5, 2014

Test Result : PASS *

* In the configuration tested, the EUT complied with the standards specified above.

Authorized Signature:

Kevin Yu
Laboratory Manager

This report details the results of the testing carried out on one sample. The results contained in this test report do not relate to other samples of the same product and does not permit the use of the EBO product certification mark. The manufacturer should ensure that all products in series production are in conformity with the product sample detailed in this report.

This report may only be reproduced and distributed in full. If the product in this report is used in any configuration other than that detailed in the report, the manufacturer must ensure the new system complies with all relevant standards. Any mention of EBO International Electrical Approvals or testing done by EBO International Electrical Approvals in connection with, distribution or use of the product described in this report must be approved by EBO International Electrical Approvals in writing.

This document cannot be reproduced except in full, without prior written approval of the Company. Any unauthorized alteration, forgery or falsification of the content or appearance of this document is unlawful and offenders may be prosecuted to the fullest extent of the law. Unless otherwise stated the results shown in this test report refer only to the sample(s) tested and such sample(s) are retained for 90 days only."



2 Version

Version No.	Date	Description
00	December 5, 2014	Original

Prepared By:

Date:

December 5, 2014

Project Engineer

Check By:

Date:

December 5, 2014

Reviewer

This document is issued by the Company subject to its General Conditions of Service printed overleaf, available on request or accessible at <http://www.ebotech.cn> and, for electronic format documents, subject to Terms and Conditions for Electronic Documents at <http://www.ebotech.cn>. Attention is drawn to the limitation of liability, indemnification and jurisdiction issues defined therein. Any holder of this document is advised that information contained hereon reflects the Company's findings at the time of its intervention only and within the limits of Client's instructions, if any. The Company's sole responsibility is to its Client and this document does not exonerate parties to a transaction from exercising all their rights and obligations under the transaction documents. This document cannot be reproduced except in full, without prior written approval of the Company. Any unauthorized alteration, forgery or falsification of the content or appearance of this document is unlawful and offenders may be prosecuted to the fullest extent of the law. Unless otherwise stated the results shown in this test report refer only to the sample(s) tested and such sample(s) are retained for 90 days only."



3 Contents

	Page
1 COVER PAGE	1
2 VERSION	2
3 CONTENTS	3
4 TEST SUMMARY	4
5 GENERAL INFORMATION	5
5.1 CLIENT INFORMATION	5
5.2 GENERAL DESCRIPTION OF EUT	5
5.3 TEST MODE	5
5.4 TEST FACILITY	6
5.5 TEST LOCATION	6
5.6 DESCRIPTION OF SUPPORT UNITS	7
5.7 DEVIATION FROM STANDARDS	7
5.8 ABNORMALITIES FROM STANDARD CONDITIONS	7
5.9 OTHER INFORMATION REQUESTED BY THE CUSTOMER	7
6 TEST INSTRUMENTS LIST	8
7 TEST RESULTS AND MEASUREMENT DATA	9
7.1 CONDUCTED EMISSIONS	9
7.2 RADIATED EMISSION	12
8 TEST SETUP PHOTO	18
9 EUT CONSTRUCTIONAL DETAILS	20

This document is issued by the Company subject to its General Conditions of Service printed overleaf, available on request or accessible at <http://www.ebotech.cn> and, for electronic format documents, subject to Terms and Conditions for Electronic Documents at <http://www.ebotech.cn>. Attention is drawn to the limitation of liability, indemnification and jurisdiction issues defined therein. Any holder of this document is advised that information contained hereon reflects the Company's findings at the time of its intervention only and within the limits of Client's instructions, if any. The Company's sole responsibility is to its Client and this document does not exonerate parties to a transaction from exercising all their rights and obligations under the transaction documents. This document cannot be reproduced except in full, without prior written approval of the Company. Any unauthorized alteration, forgery or falsification of the content or appearance of this document is unlawful and offenders may be prosecuted to the fullest extent of the law. Unless otherwise stated the results shown in this test report refer only to the sample(s) tested and such sample(s) are retained for 90 days only."



4 Test Summary

Test Item	Section in CFR 47	Result
Conducted Emission	Part15.107	PASS
Radiated Emissions	Part15.109	PASS

PASS: The EUT complies with the essential requirements in the standard.



5 General Information

5.1 Client Information

Applicant:	Shenzhen Firstview Electronic Co. Ltd.
Address of Applicant:	3-4/F, Block B, Huafeng 1st Technology Zone Baoan Main Road, Baoan District, Shenzhen, China
Manufacturer:	Shenzhen Firstview Electronic Co., Ltd.
Address of Manufacturer:	F3-6, Block B, Huafeng 1st Technology Zone, Baoan Main Road, Baoan District, Shenzhen, P.R.China

5.2 General Description of EUT

Product Name:	8.95 inch Tablet PC
Model No.:	VTA089001, VTA089001S, VTA089001E, M8941
Test Model No.:	VTA089001
Power supply:	Input: DC 5V, 2000mA from adapter Or DC 3.7V, 5000mAh Li-ion Battery

5.3 Test mode

Test mode:	
REC mode	Keep the EUT in REC mode
TF Card playing mode	Keep the EUT in TF Card playing mode
PC mode	Keep the EUT in data exchanging with PC mode
Test voltage:	
AC 120V/60Hz	



5.4 Test Facility

The test facility is recognized, certified, or accredited by the following organizations:

- **CNAS —Registration No.: CNAS L5775**

CNAS has accredited Global United Technology Services Co., Ltd. To ISO/IEC 17025 General Requirements for the competence of testing and calibration laboratories (CNAS-CL01 Accreditation Criteria for the Competence of Testing and Calibration Laboratories) for the competence in the field of testing.

- **FCC —Registration No.: 600491**

Global United Technology Services Co., Ltd., Shenzhen EMC Laboratory has been registered and fully described in a report filed with the (FCC) Federal Communications Commission. The acceptance letter from the FCC is maintained in files. Registration 600491, July 20, 2010.

- **Industry Canada (IC)**

The 3m Semi-anechoic chamber of Global United Technology Services Co., Ltd. Has been Registered by Certification and Engineering Bureau of Industry Canada for radio equipment testing with Registration No.: 9079A-2, June 26, 2013.

5.5 Test Location

All tests were performed at:

Global United Technology Services Co., Ltd.

Address: 2nd Floor, Block No.2, Laodong Industrial Zone, Xixiang Road Baoan District, Shenzhen, China



5.6 Description of Support Units

Manufacturer	Description	Model	Serial Number	FCC Approval
HP	Printer	CB495A	05257893	DoC
Apple	PC	A1278	C1MN99ERDTY3	DoC

5.7 Deviation from Standards

Biconical, log.per. antenna and horn antenna were used instead of dipole antenna.
Semi-anechoic Chamber was used as alternation of open air test sites, and all test suites were performed with radiated method in it.

5.8 Abnormalities from Standard Conditions

None.

5.9 Other Information Requested by the Customer

None.



6 Test Instruments list

Radiated Emission:						
Item	Test Equipment	Manufacturer	Model No.	Inventory No.	Cal.Date (mm-dd-yy)	Cal.Due date (mm-dd-yy)
1	3m Semi- Anechoic Chamber	ZhongYu Electron	9.0(L)*6.0(W)* 6.0(H)	GTS250	Mar. 29 2014	Mar. 28 2015
2	Control Room	ZhongYu Electron	6.2(L)*2.5(W)* 2.4(H)	GTS251	N/A	N/A
3	ESU EMI Test Receiver	R&S	ESU26	GTS203	July 01 2014	June 30 2015
4	BiConiLog Antenna	SCHWARZBECK	VULB9163	GTS214	July 01 2014	June 30 2015
5	Double -ridged waveguide horn	SCHWARZBECK	9120D	GTS208	June 27 2014	June 26 2015
6	RF Amplifier	HP	8347A	GTS204	July 01 2014	June 30 2015
7	Preamplifier	HP	8349B	GTS206	July 01 2014	June 30 2015
8	EMI Test Software	AUDIX	E3	N/A	N/A	N/A
9	Coaxial cable	GTS	N/A	GTS210	Mar. 29 2014	Mar. 28 2015
10	Coaxial Cable	GTS	N/A	GTS211	Mar. 29 2014	Mar. 28 2015
11	Thermo meter	N/A	N/A	GTS256	Mar. 29 2014	Mar. 28 2015

Conducted Emission:						
Item	Test Equipment	Manufacturer	Model No.	Inventory No.	Cal.Date (mm-dd-yy)	Cal.Due date (mm-dd-yy)
1	Shielding Room	ZhongYu Electron	7.0(L)x3.0(W)x3.0(H)	GTS264	July 01 2014	June 30 2015
2	EMI Test Receiver	Rohde & Schwarz	ESCS30	GTS223	July 01 2014	June 30 2015
3	10dB Pulse Limita	Rohde & Schwarz	N/A	GTS224	July 01 2014	June 30 2015
4	Coaxial Switch	ANRITSU CORP	MP59B	GTS225	July 01 2014	June 30 2015
5	LISN	SCHWARZBECK MESS-ELEKTRONIK	NSLK 8127	GTS226	July 01 2014	June 30 2015
6	Coaxial Cable	GTS	N/A	GTS227	July 01 2014	June 30 2015
7	EMI Test Software	AUDIX	E3	N/A	N/A	N/A

General used equipment:						
Item	Test Equipment	Manufacturer	Model No.	Inventory No.	Cal.Date (mm-dd-yy)	Cal.Due date (mm-dd-yy)
1	Barometer	ChangChun	DYM3	GTS257	July 08 2014	July 07 2015

This document is issued by the Company subject to its General Conditions of Service printed overleaf, available on request or accessible at <http://www.ebotech.cn> and, for electronic format documents, subject to Terms and Conditions for Electronic Documents at <http://www.ebotech.cn>. Attention is drawn to the limitation of liability, indemnification and jurisdiction issues defined therein. Any holder of this document is advised that information contained hereon reflects the Company's findings at the time of its intervention only and within the limits of Client's instructions, if any. The Company's sole responsibility is to its Client and this document does not exonerate parties to a transaction from exercising all their rights and obligations under the transaction documents. This document cannot be reproduced except in full, without prior written approval of the Company. Any unauthorized alteration, forgery or falsification of the content or appearance of this document is unlawful and offenders may be prosecuted to the fullest extent of the law. Unless otherwise stated the results shown in this test report refer only to the sample(s) tested and such sample(s) are retained for 90 days only."



7 Test Results and Measurement Data

7.1 Conducted Emissions

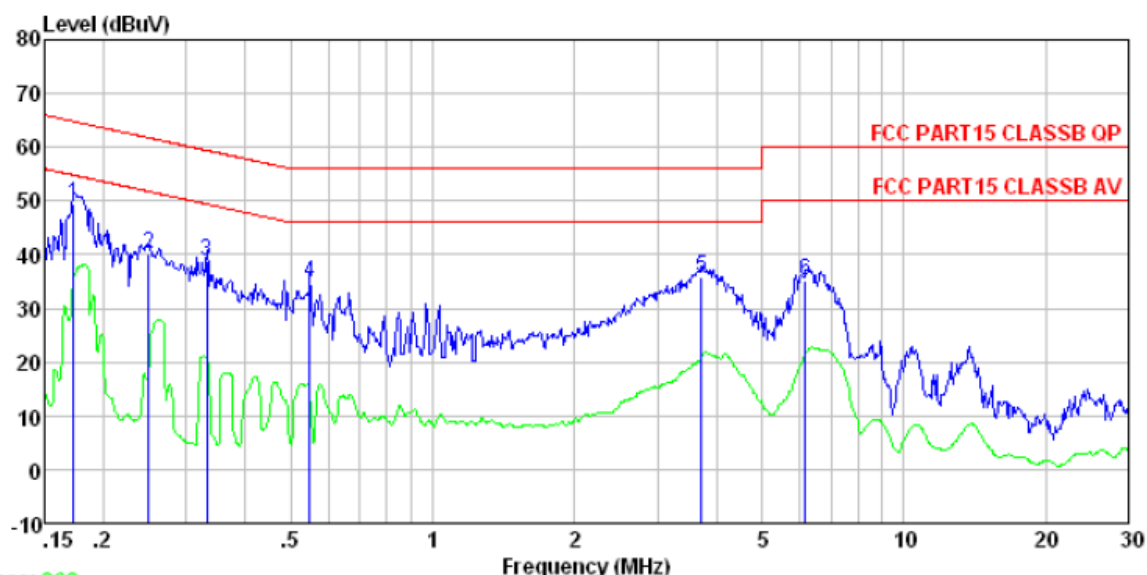
Test Requirement:	FCC Part15 B Section 15.107														
Test Method:	ANSI C63.4:2003														
Test Frequency Range:	150KHz to 30MHz														
Class / Severity:	Class B														
Receiver setup:	RBW=9KHz, VBW=30KHz, Sweep time=auto														
Limit:	<table><tr><th rowspan="2">Frequency range (MHz)</th><th colspan="2">Limit (dBuV)</th></tr><tr><th>Quasi-peak</th><th>Average</th></tr><tr><td>0.15-0.5</td><td>66 to 56*</td><td>56 to 46*</td></tr><tr><td>0.5-5</td><td>56</td><td>46</td></tr><tr><td>5-30</td><td>60</td><td>50</td></tr></table> <p>* Decreases with the logarithm of the frequency.</p>	Frequency range (MHz)	Limit (dBuV)		Quasi-peak	Average	0.15-0.5	66 to 56*	56 to 46*	0.5-5	56	46	5-30	60	50
Frequency range (MHz)	Limit (dBuV)														
	Quasi-peak	Average													
0.15-0.5	66 to 56*	56 to 46*													
0.5-5	56	46													
5-30	60	50													
Test setup:	<div><p style="text-align: center;">Reference Plane</p><p>Remark: E.U.T: Equipment Under Test LISN: Line Impedance Stabilization Network Test table height=0.8m</p></div>														
Test procedure:	<div><div>1. The E.U.T and simulators are connected to the main power through a line impedance stabilization network (L.I.S.N.). This provides a 50ohm/50uH coupling impedance for the measuring equipment.</div><div>2. The peripheral devices are also connected to the main power through a LISN that provides a 50ohm/50uH coupling impedance with 50ohm termination. (Please refer to the block diagram of the test setup and photographs).</div><div>3. Both sides of A.C. line are checked for maximum conducted interference. In order to find the maximum emission, the relative positions of equipment and all of the interface cables must be changed according to ANSI C63.4: 2003 on conducted measurement.</div></div>														
Test Instruments:	Refer to section 6 for details														
Test mode:	Refer to section 5.3 for details. All of the mode were tested and found the “PC mode” is the worst case. Only the data of worst case was reported.														
Test results:	Pass														

This document is issued by the Company subject to its General Conditions of Service printed overleaf, available on request or accessible at <http://www.ebotech.cn> and, for electronic format documents, subject to Terms and Conditions for Electronic Documents at <http://www.ebotech.cn>. Attention is drawn to the limitation of liability, indemnification and jurisdiction issues defined therein. Any holder of this document is advised that information contained hereon reflects the Company's findings at the time of its intervention only and within the limits of Client's instructions, if any. The Company's sole responsibility is to its Client and this document does not exonerate parties to a transaction from exercising all their rights and obligations under the transaction documents. This document cannot be reproduced except in full, without prior written approval of the Company. Any unauthorized alteration, forgery or falsification of the content or appearance of this document is unlawful and offenders may be prosecuted to the fullest extent of the law. Unless otherwise stated the results shown in this test report refer only to the sample(s) tested and such sample(s) are retained for 90 days only."



Measurement Data

Test mode:	PC mode		LINE
------------	---------	--	------



Site : Shielded room

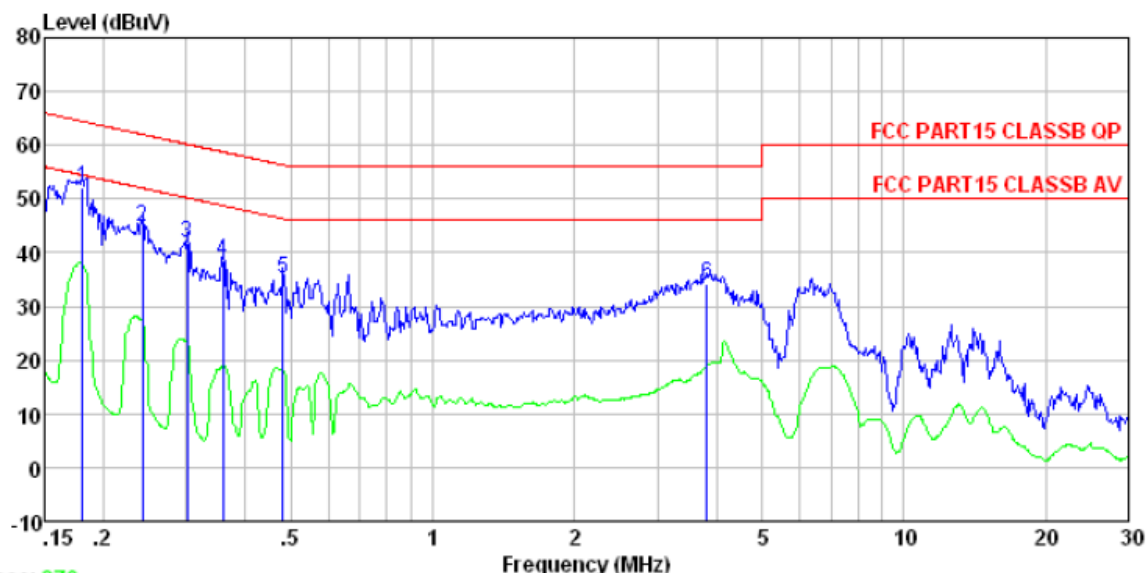
Condition : FCC PART15 CLASSB QP LISN-2013 LINE

	Read	LISN	Cable	Limit	Over	
Freq	Level	Factor	Loss	Level	Line	Limit Remark
MHz	dBuV	dB	dB	dBuV	dBuV	dB
1	0.173	49.27	0.15	0.12	49.54	64.81 -15.27 QP
2	0.249	40.03	0.12	0.11	40.26	61.78 -21.52 QP
3	0.332	38.64	0.11	0.10	38.85	59.40 -20.55 QP
4	0.549	34.54	0.13	0.11	34.78	56.00 -21.22 QP
5	3.720	35.47	0.19	0.15	35.81	56.00 -20.19 QP
6	6.186	34.89	0.23	0.16	35.28	60.00 -24.72 QP

This document is issued by the Company subject to its General Conditions of Service printed overleaf, available on request or accessible at <http://www.ebotech.cn> and, for electronic format documents, subject to Terms and Conditions for Electronic Documents at <http://www.ebotech.cn>. Attention is drawn to the limitation of liability, indemnification and jurisdiction issues defined therein. Any holder of this document is advised that information contained hereon reflects the Company's findings at the time of its intervention only and within the limits of Client's instructions, if any. The Company's sole responsibility is to its Client and this document does not exonerate parties to a transaction from exercising all their rights and obligations under the transaction documents. This document cannot be reproduced except in full, without prior written approval of the Company. Any unauthorized alteration, forgery or falsification of the content or appearance of this document is unlawful and offenders may be prosecuted to the fullest extent of the law. Unless otherwise stated the results shown in this test report refer only to the sample(s) tested and such sample(s) are retained for 90 days only."



Test mode:	PC mode		NEUTRAL
------------	---------	--	---------



Trace: 270

Site : Shielded room

Condition : FCC PART15 CLASSB QP LISN-2013 NEUTRAL

	Read	LISN	Cable	Limit	Over	
Freq	Level	Factor	Loss	Level	Line	Limit Remark
MHz	dBuV	dB	dB	dBuV	dBuV	dB
1	0.181	51.97	0.07	0.13	52.17	64.46 -12.29 QP
2	0.242	44.65	0.06	0.12	44.83	62.04 -17.21 QP
3	0.302	41.48	0.06	0.10	41.64	60.19 -18.55 QP
4	0.360	38.32	0.06	0.10	38.48	58.74 -20.26 QP
5	0.481	34.95	0.06	0.11	35.12	56.32 -21.20 QP
6	3.820	33.93	0.14	0.15	34.22	56.00 -21.78 QP

Notes:

1. An initial pre-scan was performed on the line and neutral lines with peak detector.
2. Quasi-Peak and Average measurement were performed at the frequencies with maximized peak emission.
3. Final Level = Receiver Read level + LISN Factor + Cable Loss
4. If the average limit is met when using a quasi-peak detector receiver, the EUT shall be deemed to meet both limits and measurement with the average detector receiver is unnecessary.

This document is issued by the Company subject to its General Conditions of Service printed overleaf, available on request or accessible at <http://www.ebotek.cn> and, for electronic format documents, subject to Terms and Conditions for Electronic Documents at <http://www.ebotek.cn>. Attention is drawn to the limitation of liability, indemnification and jurisdiction issues defined therein. Any holder of this document is advised that information contained hereon reflects the Company's findings at the time of its intervention only and within the limits of Client's instructions, if any. The Company's sole responsibility is to its Client and this document does not exonerate parties to a transaction from exercising all their rights and obligations under the transaction documents. This document cannot be reproduced except in full, without prior written approval of the Company. Any unauthorized alteration, forgery or falsification of the content or appearance of this document is unlawful and offenders may be prosecuted to the fullest extent of the law. Unless otherwise stated the results shown in this test report refer only to the sample(s) tested and such sample(s) are retained for 90 days only."

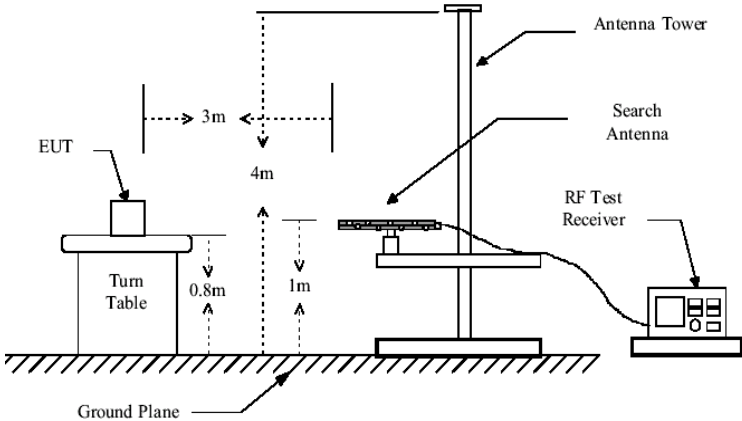
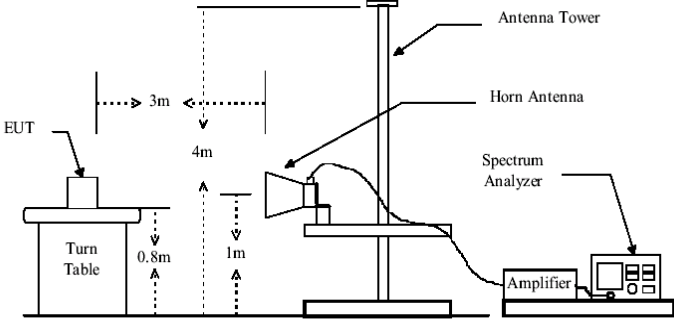


7.2 Radiated Emission

Test Requirement:	FCC Part15 B Section 15.109																								
Test Method:	ANSI C63.4:2003																								
Test Frequency Range:	30MHz to 6GHz																								
Test site:	Measurement Distance: 3m (Semi-Anechoic Chamber)																								
Receiver setup:	<table><tr><td>Frequency</td><td>Detector</td><td>RBW</td><td>VBW</td><td>Remark</td></tr><tr><td>30MHz-1GHz</td><td>Quasi-peak</td><td>120kHz</td><td>300kHz</td><td>Quasi-peak Value</td></tr><tr><td rowspan="2">Above 1GHz</td><td>Peak</td><td>1MHz</td><td>3MHz</td><td>Peak Value</td></tr><tr><td>Peak</td><td>1MHz</td><td>10Hz</td><td>Average Value</td></tr></table>					Frequency	Detector	RBW	VBW	Remark	30MHz-1GHz	Quasi-peak	120kHz	300kHz	Quasi-peak Value	Above 1GHz	Peak	1MHz	3MHz	Peak Value	Peak	1MHz	10Hz	Average Value	
Frequency	Detector	RBW	VBW	Remark																					
30MHz-1GHz	Quasi-peak	120kHz	300kHz	Quasi-peak Value																					
Above 1GHz	Peak	1MHz	3MHz	Peak Value																					
	Peak	1MHz	10Hz	Average Value																					
Limit:	<table><tr><td>Frequency</td><td>Limit (dBuV/m @3m)</td><td>Remark</td></tr><tr><td>30MHz-88MHz</td><td>40.00</td><td>Quasi-peak Value</td></tr><tr><td>88MHz-216MHz</td><td>43.50</td><td>Quasi-peak Value</td></tr><tr><td>216MHz-960MHz</td><td>46.00</td><td>Quasi-peak Value</td></tr><tr><td>960MHz-1GHz</td><td>54.00</td><td>Quasi-peak Value</td></tr><tr><td rowspan="2">Above 1GHz</td><td>54.00</td><td>Average Value</td></tr><tr><td>74.00</td><td>Peak Value</td></tr></table>					Frequency	Limit (dBuV/m @3m)	Remark	30MHz-88MHz	40.00	Quasi-peak Value	88MHz-216MHz	43.50	Quasi-peak Value	216MHz-960MHz	46.00	Quasi-peak Value	960MHz-1GHz	54.00	Quasi-peak Value	Above 1GHz	54.00	Average Value	74.00	Peak Value
Frequency	Limit (dBuV/m @3m)	Remark																							
30MHz-88MHz	40.00	Quasi-peak Value																							
88MHz-216MHz	43.50	Quasi-peak Value																							
216MHz-960MHz	46.00	Quasi-peak Value																							
960MHz-1GHz	54.00	Quasi-peak Value																							
Above 1GHz	54.00	Average Value																							
	74.00	Peak Value																							
Test Procedure:	<ol style="list-style-type: none">1. The EUT was placed on the top of a rotating table 0.8 meters above the ground at a 3 meter camber. The table was rotated 360 degrees to determine the position of the highest radiation.2. The EUT was set 3 meters away from the interference-receiving antenna, which was mounted on the top of a variable-height antenna tower.3. The antenna height is varied from one meter to four meters above the ground to determine the maximum value of the field strength. Both horizontal and vertical polarizations of the antenna are set to make the measurement.4. For each suspected emission, the EUT was arranged to its worst case and then the antenna was tuned to heights from 1 meter to 4 meters and the rota table was turned from 0 degrees to 360 degrees to find the maximum reading.5. The test-receiver system was set to Peak Detect Function and Specified Bandwidth with Maximum Hold Mode.6. If the emission level of the EUT in peak mode was 10dB lower than the limit specified, then testing could be stopped and the peak values of the EUT would be reported. Otherwise the emissions that did not have 10dB margin would be re-tested one by one using peak, quasi-peak or																								

This document is issued by the Company subject to its General Conditions of Service printed overleaf, available on request or accessible at <http://www.ebotech.cn> and, for electronic format documents, subject to Terms and Conditions for Electronic Documents at <http://www.ebotech.cn>. Attention is drawn to the limitation of liability, indemnification and jurisdiction issues defined therein. Any holder of this document is advised that information contained hereon reflects the Company's findings at the time of its intervention only and within the limits of Client's instructions, if any. The Company's sole responsibility is to its Client and this document does not exonerate parties to a transaction from exercising all their rights and obligations under the transaction documents. This document cannot be reproduced except in full, without prior written approval of the Company. Any unauthorized alteration, forgery or falsification of the content or appearance of this document is unlawful and offenders may be prosecuted to the fullest extent of the law. Unless otherwise stated the results shown in this test report refer only to the sample(s) tested and such sample(s) are retained for 90 days only."



	average method as specified and then reported in a data sheet.
Test setup:	<p>Below 1GHz</p>  <p>Above 1GHz</p> 
Test environment:	Temp.: 25 °C Humid.: 52% Press.: 1 012mbar
Measurement Record:	Uncertainty: ± 4.5dB
Test Instruments:	Refer to section 6 for details
Test mode:	Refer to section 5.3 for details. All of the mode were tested and found the "PC mode" is the worst case. Only the data of worst case was reported.
Test results:	Pass

Note:

The field strength is calculated by adding the Antenna Factor, Cable Factor & Preamplifier. The basic equation with a sample calculation is as follows:

$$\text{Final Test Level} = \text{Receiver Reading} + \text{Antenna Factor} + \text{Cable Factor} - \text{Preamplifier Factor}$$

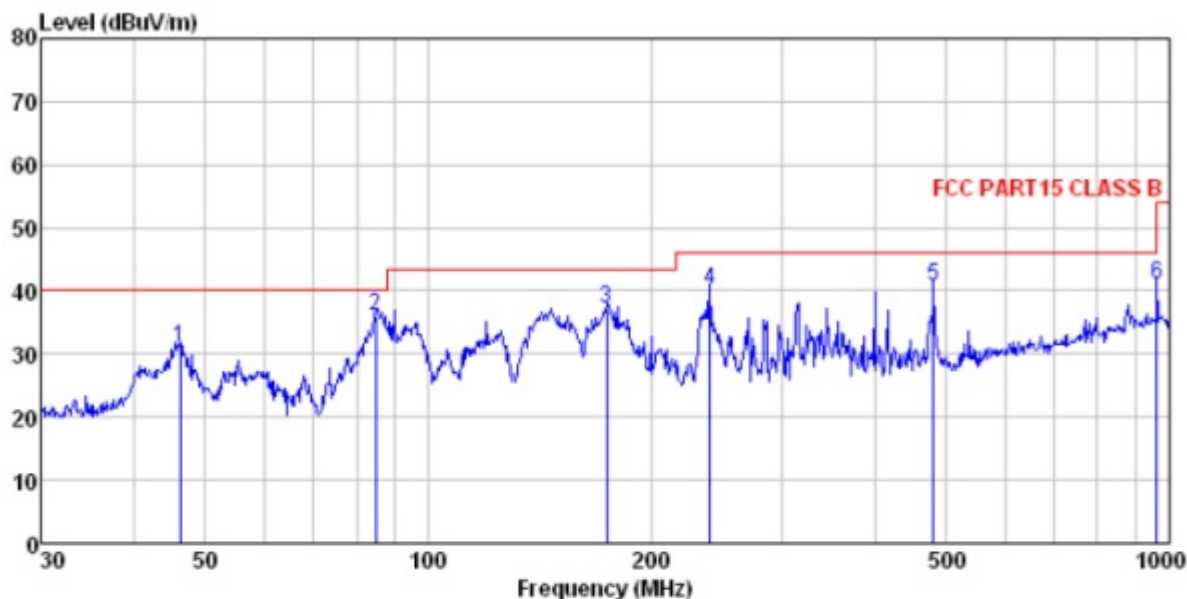
This document is issued by the Company subject to its General Conditions of Service printed overleaf, available on request or accessible at <http://www.ebotech.cn> and, for electronic format documents, subject to Terms and Conditions for Electronic Documents at <http://www.ebotech.cn>. Attention is drawn to the limitation of liability, indemnification and jurisdiction issues defined therein. Any holder of this document is advised that information contained hereon reflects the Company's findings at the time of its intervention only and within the limits of Client's instructions, if any. The Company's sole responsibility is to its Client and this document does not exonerate parties to a transaction from exercising all their rights and obligations under the transaction documents. This document cannot be reproduced except in full, without prior written approval of the Company. Any unauthorized alteration, forgery or falsification of the content or appearance of this document is unlawful and offenders may be prosecuted to the fullest extent of the law. Unless otherwise stated the results shown in this test report refer only to the sample(s) tested and such sample(s) are retained for 90 days only."



Measurement Data

Below 1GHz

Test mode:	PC mode	Ant Pol.	Horizontal
------------	---------	----------	------------



Site : 3m chamber

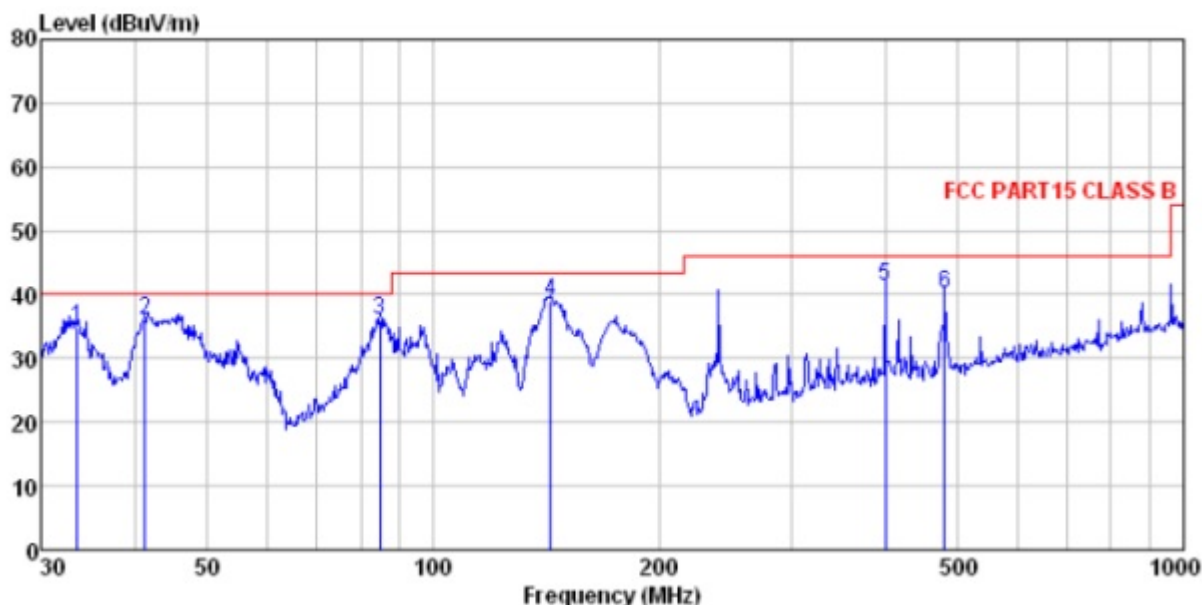
Condition : FCC PART15 CLASS B 3m VULB9163-2013M HORIZONTAL

	Freq	Read	Antenna	Cable	Preamp	Limit	Over	
	MHz	Level	Factor	Loss	Factor	Line	Limit	Remark
	MHz	dBuV	dB/m	dB	dB	dBuV/m	dBuV/m	dB
1	46.178	46.74	15.48	0.73	32.00	30.95	40.00	-9.05 QP
2	84.999	54.37	12.31	1.07	31.74	36.01	40.00	-3.99 QP
3	173.814	56.32	11.23	1.71	32.06	37.20	43.50	-6.30 QP
4	239.987	56.07	14.09	2.07	32.16	40.07	46.00	-5.93 QP
5	480.528	51.19	18.07	3.22	31.62	40.86	46.00	-5.14 QP
6	962.162	43.69	23.49	5.09	31.22	41.05	54.00	-12.95 QP

This document is issued by the Company subject to its General Conditions of Service printed overleaf, available on request or accessible at <http://www.ebotech.cn> and, for electronic format documents, subject to Terms and Conditions for Electronic Documents at <http://www.ebotech.cn>. Attention is drawn to the limitation of liability, indemnification and jurisdiction issues defined therein. Any holder of this document is advised that information contained hereon reflects the Company's findings at the time of its intervention only and within the limits of Client's instructions, if any. The Company's sole responsibility is to its Client and this document does not exonerate parties to a transaction from exercising all their rights and obligations under the transaction documents. This document cannot be reproduced except in full, without prior written approval of the Company. Any unauthorized alteration, forgery or falsification of the content or appearance of this document is unlawful and offenders may be prosecuted to the fullest extent of the law. Unless otherwise stated the results shown in this test report refer only to the sample(s) tested and such sample(s) are retained for 90 days only."



Test mode:	PC mode	Ant Pol.	Vertical
------------	---------	----------	----------



Site : 3m chamber

Condition : FCC PART15 CLASS B 3m VULB9163-2013M VERTICAL

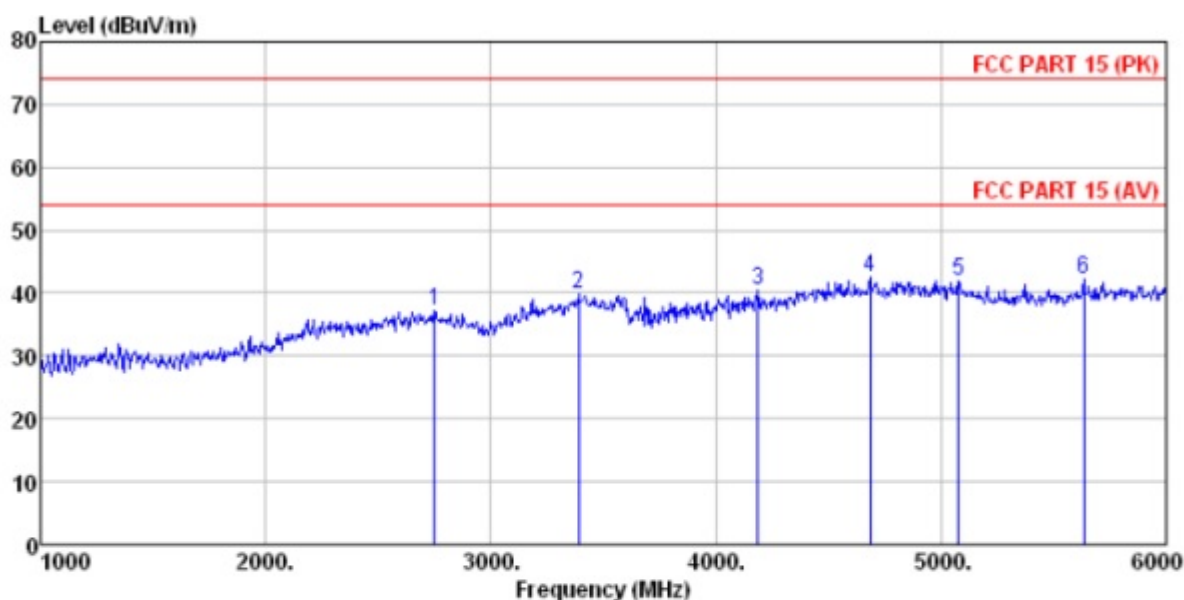
	Freq	Read	Antenna	Cable	Preamp	Limit	Over	
	MHz	Level	Factor	Loss	Factor	Level	Line	Limit Remark
	MHz	dBuV	dB/m	dB	dB	dBuV/m	dBuV/m	dB
1	33.562	51.89	14.31	0.59	32.06	34.73	40.00	-5.27 QP
2	41.277	51.71	15.57	0.68	32.04	35.92	40.00	-4.08 QP
3	84.999	54.40	12.31	1.07	31.74	36.04	40.00	-3.96 QP
4	143.326	59.04	10.22	1.53	31.96	38.83	43.50	-4.67 QP
5	400.432	53.14	17.10	2.85	31.89	41.20	46.00	-4.80 QP
6	480.528	50.55	18.07	3.22	31.62	40.22	46.00	-5.78 QP

This document is issued by the Company subject to its General Conditions of Service printed overleaf, available on request or accessible at <http://www.ebotech.cn> and, for electronic format documents, subject to Terms and Conditions for Electronic Documents at <http://www.ebotech.cn>. Attention is drawn to the limitation of liability, indemnification and jurisdiction issues defined therein. Any holder of this document is advised that information contained hereon reflects the Company's findings at the time of its intervention only and within the limits of Client's instructions, if any. The Company's sole responsibility is to its Client and this document does not exonerate parties to a transaction from exercising all their rights and obligations under the transaction documents. This document cannot be reproduced except in full, without prior written approval of the Company. Any unauthorized alteration, forgery or falsification of the content or appearance of this document is unlawful and offenders may be prosecuted to the fullest extent of the law. Unless otherwise stated the results shown in this test report refer only to the sample(s) tested and such sample(s) are retained for 90 days only."



Above 1GHz

Test mode:	PC mode	Ant Pol.	Horizontal
------------	---------	----------	------------



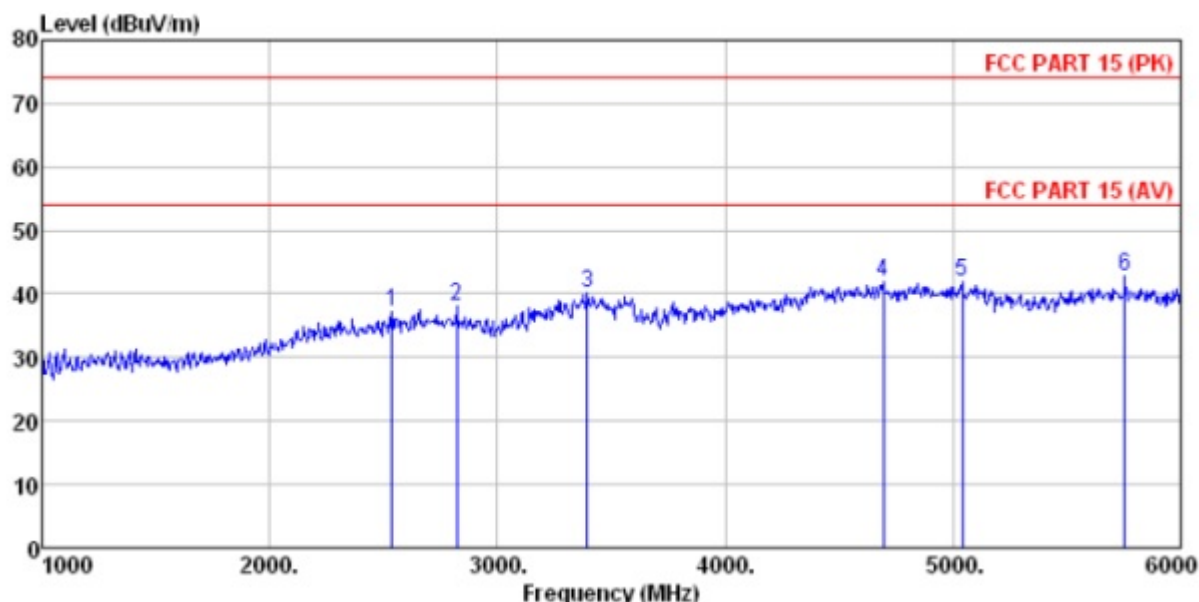
Site : 3m chamber
Condition : FCC PART 15 (PK) 3m BBHA9120D ANT(>1GHZ) HORIZONTAL

	Read	Antenna	Cable	Preamp	Limit	Over	
Freq	Level	Factor	Loss	Factor	Level	Line	Limit Remark
MHz	dBuV	dB/m	dB	dB	dBuV/m	dBuV/m	dB
1	2750.000	36.71	28.26	5.71	33.61	37.07	74.00 -36.93 Peak
2	3390.000	37.35	28.57	6.74	32.87	39.79	74.00 -34.21 Peak
3	4185.000	34.08	30.18	8.04	31.98	40.32	74.00 -33.68 Peak
4	4685.000	34.47	31.63	8.49	32.03	42.56	74.00 -31.44 Peak
5	5080.000	33.39	32.02	8.87	32.22	42.06	74.00 -31.94 Peak
6	5635.000	32.60	32.36	9.70	32.35	42.31	74.00 -31.69 Peak

This document is issued by the Company subject to its General Conditions of Service printed overleaf, available on request or accessible at <http://www.ebotech.cn> and, for electronic format documents, subject to Terms and Conditions for Electronic Documents at <http://www.ebotech.cn>. Attention is drawn to the limitation of liability, indemnification and jurisdiction issues defined therein. Any holder of this document is advised that information contained hereon reflects the Company's findings at the time of its intervention only and within the limits of Client's instructions, if any. The Company's sole responsibility is to its Client and this document does not exonerate parties to a transaction from exercising all their rights and obligations under the transaction documents. This document cannot be reproduced except in full, without prior written approval of the Company. Any unauthorized alteration, forgery or falsification of the content or appearance of this document is unlawful and offenders may be prosecuted to the fullest extent of the law. Unless otherwise stated the results shown in this test report refer only to the sample(s) tested and such sample(s) are retained for 90 days only."



Test mode:	PC mode	Ant Pol.	Vertical
------------	---------	----------	----------





Site	: 3m chamber							
Condition	: FCC PART 15 (PK) 3m BBHA9120D ANT(>1GHZ) VERTICAL							
	ReadAntenna	Cable	Preamp		Limit	Over		
Freq	Level	Factor	Loss	Factor	Level	Line	Limit	Remark
MHz	dBuV	dB/m	dB	dB	dBuV/m	dBuV/m	dB	
1	2535.000	37.87	27.60	5.52	33.86	37.13	74.00	-36.87 Peak
2	2820.000	37.28	28.41	5.78	33.53	37.94	74.00	-36.06 Peak
3	3395.000	37.54	28.60	6.76	32.87	40.03	74.00	-33.97 Peak
4	4695.000	33.87	31.65	8.51	32.03	42.00	74.00	-32.00 Peak
5	5040.000	33.27	31.98	8.83	32.21	41.87	74.00	-32.13 Peak
6	5755.000	32.65	32.59	9.86	32.27	42.83	74.00	-31.17 Peak



8 Test Setup Photo

Radiated Emission



This document is issued by the Company subject to its General Conditions of Service printed overleaf, available on request or accessible at <http://www.ebotech.cn> and, for electronic format documents, subject to Terms and Conditions for Electronic Documents at <http://www.ebotech.cn>. Attention is drawn to the limitation of liability, indemnification and jurisdiction issues defined therein. Any holder of this document is advised that information contained hereon reflects the Company's findings at the time of its intervention only and within the limits of Client's instructions, if any. The Company's sole responsibility is to its Client and this document does not exonerate parties to a transaction from exercising all their rights and obligations under the transaction documents. This document cannot be reproduced except in full, without prior written approval of the Company. Any unauthorized alteration, forgery or falsification of the content or appearance of this document is unlawful and offenders may be prosecuted to the fullest extent of the law. Unless otherwise stated the results shown in this test report refer only to the sample(s) tested and such sample(s) are retained for 90 days only."



Conducted Emission




This document is issued by the Company subject to its General Conditions of Service printed overleaf, available on request or accessible at <http://www.ebotech.cn> and, for electronic format documents, subject to Terms and Conditions for Electronic Documents at <http://www.ebotech.cn>. Attention is drawn to the limitation of liability, indemnification and jurisdiction issues defined therein. Any holder of this document is advised that information contained hereon reflects the Company's findings at the time of its intervention only and within the limits of Client's instructions, if any. The Company's sole responsibility is to its Client and this document does not exonerate parties to a transaction from exercising all their rights and obligations under the transaction documents. This document cannot be reproduced except in full, without prior written approval of the Company. Any unauthorized alteration, forgery or falsification of the content or appearance of this document is unlawful and offenders may be prosecuted to the fullest extent of the law. Unless otherwise stated the results shown in this test report refer only to the sample(s) tested and such sample(s) are retained for 90 days only."




9 EUT Constructional Details




This document is issued by the Company subject to its General Conditions of Service printed overleaf, available on request or accessible at <http://www.ebotech.cn> and, for electronic format documents, subject to Terms and Conditions for Electronic Documents at <http://www.ebotech.cn>. Attention is drawn to the limitation of liability, indemnification and jurisdiction issues defined therein. Any holder of this document is advised that information contained hereon reflects the Company's findings at the time of its intervention only and within the limits of Client's instructions, if any. The Company's sole responsibility is to its Client and this document does not exonerate parties to a transaction from exercising all their rights and obligations under the transaction documents. This document cannot be reproduced except in full, without prior written approval of the Company. Any unauthorized alteration, forgery or falsification of the content or appearance of this document is unlawful and offenders may be prosecuted to the fullest extent of the law. Unless otherwise stated the results shown in this test report refer only to the sample(s) tested and such sample(s) are retained for 90 days only."





This document is issued by the Company subject to its General Conditions of Service printed overleaf, available on request or accessible at <http://www.ebotech.cn> and, for electronic format documents, subject to Terms and Conditions for Electronic Documents at <http://www.ebotech.cn>. Attention is drawn to the limitation of liability, indemnification and jurisdiction issues defined therein. Any holder of this document is advised that information contained hereon reflects the Company's findings at the time of its intervention only and within the limits of Client's instructions, if any. The Company's sole responsibility is to its Client and this document does not exonerate parties to a transaction from exercising all their rights and obligations under the transaction documents. This document cannot be reproduced except in full, without prior written approval of the Company. Any unauthorized alteration, forgery or falsification of the content or appearance of this document is unlawful and offenders may be prosecuted to the fullest extent of the law. Unless otherwise stated the results shown in this test report refer only to the sample(s) tested and such sample(s) are retained for 90 days only."



This document is issued by the Company subject to its General Conditions of Service printed overleaf, available on request or accessible at <http://www.ebotech.cn> and, for electronic format documents, subject to Terms and Conditions for Electronic Documents at <http://www.ebotech.cn>. Attention is drawn to the limitation of liability, indemnification and jurisdiction issues defined therein. Any holder of this document is advised that information contained hereon reflects the Company's findings at the time of its intervention only and within the limits of Client's instructions, if any. The Company's sole responsibility is to its Client and this document does not exonerate parties to a transaction from exercising all their rights and obligations under the transaction documents. This document cannot be reproduced except in full, without prior written approval of the Company. Any unauthorized alteration, forgery or falsification of the content or appearance of this document is unlawful and offenders may be prosecuted to the fullest extent of the law. Unless otherwise stated the results shown in this test report refer only to the sample(s) tested and such sample(s) are retained for 90 days only."



This document is issued by the Company subject to its General Conditions of Service printed overleaf, available on request or accessible at <http://www.ebotech.cn> and, for electronic format documents, subject to Terms and Conditions for Electronic Documents at <http://www.ebotech.cn>. Attention is drawn to the limitation of liability, indemnification and jurisdiction issues defined therein. Any holder of this document is advised that information contained hereon reflects the Company's findings at the time of its intervention only and within the limits of Client's instructions, if any. The Company's sole responsibility is to its Client and this document does not exonerate parties to a transaction from exercising all their rights and obligations under the transaction documents. This document cannot be reproduced except in full, without prior written approval of the Company. Any unauthorized alteration, forgery or falsification of the content or appearance of this document is unlawful and offenders may be prosecuted to the fullest extent of the law. Unless otherwise stated the results shown in this test report refer only to the sample(s) tested and such sample(s) are retained for 90 days only."



This document is issued by the Company subject to its General Conditions of Service printed overleaf, available on request or accessible at <http://www.ebotech.cn> and, for electronic format documents, subject to Terms and Conditions for Electronic Documents at <http://www.ebotech.cn>. Attention is drawn to the limitation of liability, indemnification and jurisdiction issues defined therein. Any holder of this document is advised that information contained hereon reflects the Company's findings at the time of its intervention only and within the limits of Client's instructions, if any. The Company's sole responsibility is to its Client and this document does not exonerate parties to a transaction from exercising all their rights and obligations under the transaction documents. This document cannot be reproduced except in full, without prior written approval of the Company. Any unauthorized alteration, forgery or falsification of the content or appearance of this document is unlawful and offenders may be prosecuted to the fullest extent of the law. Unless otherwise stated the results shown in this test report refer only to the sample(s) tested and such sample(s) are retained for 90 days only."



----- End-----