

11. Appendixes

11.1. Photos and Ports Location

This appendix contains the following photographs:

Photo Reference Number	Title
001	Test configuration for the measurement of Specific Absorption Rate (SAR)
002	Back of EUT On patch (Electrode Array) Facing Phantom
003	Front of EUT Facing Phantom
004	Front of EUT Facing Phantom with Electrode Array Attached onto the Fluid Sandwich
005	Front View of EUT with Battery Attached
006	Front View of EUT without Battery Attached
007	Front View of EUT with Battery & Electrode Array Attached
008	Back View of EUT
009	Electrode Array View
010	Battery Front View
011	Battery Back View
012	Internal View Front of EUT
013	Internal View Back of EUT

001: Test configuration for the measurement of Specific Absorption Rate (SAR)



002: Back of EUT On patch (Electrode Array) Facing Phantom




003: Front of EUT Facing Phantom



004: Front of EUT Facing Phantom With Electrode Array Attached Within the Fluid Sandwich



005: Front View of EUT with Battery Attached



006: Front View of EUT without Battery Attached




007: Front View of EUT with Battery & Electrode Array Attached




008: Back View of EUT



009: Electrode Array View



010: Battery Front View



011: Battery Back View

012: Internal View Front of EUT



013: Internal View Back of EUT

