

FCC PART 15 SUBPART C TEST REPORT
for
802.11n In-Wall / Ceiling Wireless Access Point
Model No.: DA1101
FCC ID: YV8-DA1101

of

Applicant: **Legrand Home Systems**
Address: **301 Fulling Mill Road, Suite G, Middletown**
Pennsylvania 17057, USA

Tested and Prepared

by

Worldwide Testing Services (Taiwan) Co., Ltd.

FCC Registration No.: 930600

Industry Canada filed test laboratory Reg. No. IC 5679A-1

A2LA Accredited No.: 2732.01



Report No.: W6D21109-11842-C-1



TABLE OF CONTENTS

1	GENERAL INFORMATION	2
1.1	NOTES	2
1.2	TESTING LABORATORY	3
1.2.1	Location	3
1.2.2	Details of accreditation status	3
1.3	DETAILS OF APPROVAL HOLDER	3
1.4	APPLICATION DETAILS	4
1.5	GENERAL INFORMATION OF TEST ITEM	4
1.6	TEST STANDARDS	5
2	TECHNICAL TEST	6
2.1	SUMMARY OF TEST RESULTS	6
2.2	TEST ENVIRONMENT	6
2.3	TEST EQUIPMENT LIST	7
2.4	GENERAL TEST PROCEDURE	11
3	TEST RESULTS (ENCLOSURE)	13
3.1	PEAK OUTPUT POWER (TRANSMITTER)	14
3.2	EQUIVALENT ISOTROPIC RADIATED POWER	21
3.3	RF EXPOSURE COMPLIANCE REQUIREMENTS	21
3.4	TRANSMITTER RADIATED EMISSIONS IN RESTRICTED BANDS	22
3.5	SPURIOUS EMISSIONS (TX)	23
3.6	RADIATED EMISSION ON THE BAND EDGE	43
3.7	MINIMUM 6 dB BANDWIDTH	48
3.8	PEAK POWER SPECTRAL DENSITY	55
3.9	RADIATED EMISSION FROM DIGITAL PART	62
3.10	POWER LINE CONDUCTED EMISSION	63
	APPENDIX	65



Worldwide Testing Services(Taiwan) Co., Ltd.

Registration number: W6D21109-11842-C-1
FCC ID: YV8-DA1101

1 General Information

1.1 Notes

The purpose of conformity testing is to increase the probability of adherence to the essential requirements or conformity specifications, as appropriate.

The complexity of the technical specifications, however, means that full and thorough testing is impractical for both technical and economic reasons.

Furthermore, there is no guarantee that a test sample which has passed all the relevant tests conforms to a specification.

Neither is there any guarantee that such a test sample will interwork with other genuinely open systems. The existence of the tests nevertheless provides the confidence that the test sample possesses the qualities as maintained and that its performance generally conforms to representative cases of communications equipment.

The test results of this test report relate exclusively to the item tested as specified in 1.5.

The test report may only be reproduced or published in full.

Reproduction or publication of extracts from the report requires the prior written approval of the Worldwide Testing Services(Taiwan) Co., Ltd.

Specific Conditions:

Usage of the hereunder tested device in combination with other integrated or external antennas requires at least additional output power measurements, spurious emission measurements, conducted emission measurements (AC supply lines) and radio frequency exposure evaluations for each individual configuration performed, for certification by FCC.

The test sample is able to work according to IEEE 802.11 b/g/n.

This report is related to FCC Part 15 C (DSSS and OFDM device).

Tester:

October 21, 2011

Kevin Wang

Date

WTS-Lab.

Name

Signature

Technical responsibility for area of testing:

October 21, 2011

Chang Tse-Ming

Date

WTS

Name

Signature



Worldwide Testing Services(Taiwan) Co., Ltd.

Registration number: W6D21109-11842-C-1

FCC ID: YV8-DA1101

1.2 Testing laboratory

1.2.1 Location

OATS

No.5-1, Lishui, Shuang Sing Village,
Wanli Dist., New Taipei City 207,
Taiwan (R.O.C.)

3 meter semi-anechoic chamber

No.35, Aly. 21, Ln. 228, Ankang Rd., Neihu Dist., Taipei City 114, Taiwan (R.O.C.)

TEL:886-2-6613-0228

FAX:886-2-2791-5046

Company

Worldwide Testing Services(Taiwan) Co., Ltd.

6F, NO. 58, LANE 188, RUEY-KUANG RD.

NEIHU, TAIPEI 114, TAIWAN R.O.C.

Tel : 886-2-66068877

Fax : 886-2-66068879

1.2.2 Details of accreditation status

Accredited testing laboratory

A2LA accredited number: 2732.01

FCC filed test laboratory Reg. No. 930600

Industry Canada filed test laboratory Reg. No. IC 5679A-1



Test location, where different from Worldwide Testing Services (Taiwan) Co., Ltd. :

Name: ./.

Accredited number: ./.

Street: ./.

Town: ./.

Country: ./.

Telephone: ./.

Fax: ./.

1.3 Details of approval holder

Name: Legrand Home Systems
Street: 301 Fulling Mill Road, Suite G,
Town: Middletown Pennsylvania 17057,
Country: USA
Telephone: +1(717) 546-5438
Fax: +1(717) 702-2547



Registration number: W6D21109-11842-C-1

FCC ID: YV8-DA1101

1.4 Application details

Date of receipt of test item: September 20, 2011

Date of test: from September 21, 2011 to October 21, 2011

1.5 General information of Test item

Type of test item: 802.11n In-Wall / Ceiling Wireless Access Point

Model Number: DA1101

Brand Name: Legrand

Multi-listing model number: ./.

Photos: see Appendix

Technical data

Frequency band: 2.4 GHz – 2.4835 GHz

11b, 11g, 11n 20MHz

Frequency (ch 1 or A): 2.412 GHz

Frequency (ch 6 or B): 2.437 GHz

Frequency (ch 11 or C): 2.462 GHz

11n 40MHz

Frequency (ch 1 or A): 2.422 GHz

Frequency (ch 4 or B): 2.437 GHz

Frequency (ch 7 or C): 2.452 GHz

Number of Channels: 11b, 11g, 11n 20MHz: 11

11n 40MHz: 7

Operation modes: duplex

Modulation Type: DSSS / OFDM

Fixed point-to-point operation: ☐ Yes / ☒ No

Type of Antenna A: Dipole Antenna (antenna gain: 2.85dBi/model no.: AN2400-0687BO)

Type of Antenna B: Dipole Antenna (antenna gain: 2.70dBi/model no.: AN2400-0686BO)

Power supply: Adaptor (I/P: 100-240~, 50-60 Hz, 1A,
O/P: 48 Vdc, 0.5 A, MAX : 24W)

Emission designator: 11b: DSSS: 16M4G1D

11g: OFDM: 16M7W7D

11n 20MHz: OFDM: 18M7W7D

11n 40MHz: OFDM: 37M3W7D



Worldwide Testing Services(Taiwan) Co., Ltd.

Registration number: W6D21109-11842-C-1

FCC ID: YV8-DA1101

Host device: none

Classification :

Fixed Device	<input checked="" type="checkbox"/>
Mobile Device (Human Body distance > 20cm)	<input type="checkbox"/>
Portable Device (Human Body distance < 20cm)	<input type="checkbox"/>
Modular Radio Device	<input type="checkbox"/>

Transmitter

Unom

Mode A (DSSS)

Power (ch 1 or A): Conducted: 16.12 dBm
Power (ch 6 or B): Conducted: 15.77 dBm
Power (ch 11 or C): Conducted: 15.72 dBm

Mode B (OFDM)

Power (ch 1 or A): Conducted: 16.63 dBm
Power (ch 6 or B): Conducted: 16.60 dBm
Power (ch 11 or C): Conducted: 16.50 dBm

Mode C (OFDM)

Power (ch 1 or A): Conducted: 14.26 dBm
Power (ch 6 or B): Conducted: 14.02 dBm
Power (ch 11 or C): Conducted: 14.00 dBm

Mode D (OFDM)

Power (ch 1 or A): Conducted: 12.16 dBm
Power (ch 4 or B): Conducted: 12.07 dBm
Power (ch 7 or C): Conducted: 11.89 dBm

Manufacturer: (if applicable)

Name: ./.
Street: ./.
Town: ./.
Country: ./.

1.6 Test standards

Technical standard : FCC RULES PART 15 SUBPART C § 15.247 (2010-10)



Registration number: W6D21109-11842-C-1

FCC ID: YV8-DA1101

2 Technical test

2.1 Summary of test results

No deviations from the technical specification(s) were ascertained in the course of the tests performed.



or

The deviations as specified in 2.5 were ascertained in the course of the tests performed.



2.2 Test environment

Temperature: 23 °C

Relative humidity content: 20 ... 75 %

Air pressure: 86 ... 103 kPa

Power supply: Adaptor (I/P: 100-240~, 50-60 Hz, 1A,
O/P: 48 Vdc, 0.5 A, MAX : 24W)

Extreme conditions parameters: ./.



Registration number: W6D21109-11842-C-1

FCC ID: YV8-DA1101

2.3 Test Equipment List

No.	Test equipment	Type	Serial No.	Manufacturer	Cal. Date	Next Cal. Date
ETSTW-CE 001	EMI TEST RECEIVER	ESHS10	842121/013	R&S	2011/9/2	2012/9/1
ETSTW-CE 003	AC POWER SOURCE	APS-9102	D161137	GW	Function Test	
ETSTW-CE 004	ZWEILEITER-V-NETZNACHBILDUNG TWO-LINE V-NETWORK	ESH3-Z5	840731/011	R&S	2011/3/10	2012/3/9
ETSTW-CE 005	Line-Impedance Stabilisation Network	NNBM 8126D	137	Schwarzbeck	2011/9/5	2012/9/4
ETSTW-CE 006	IMPULSBEGRENZER PULSE LIMITER	ESH3-Z2	100226	R&S	2011/3/8	2012/3/7
ETSTW-CE 007	SPECTRUM ANALYZER 5GHz	FSB	849670/001	R&S	Pre-test Use NCR	
ETSTW-CE 008	HF-EICHLITUNG RF STEP ATTENUATOR 139dB DPSP	334.6010.02	844581/024	R&S	Function Test	
ETSTW-CE 009	TEMP.&HUMIDITY CHAMBER	GTH-225-40-1P-U	MAA0305-009	GIANT FORCE	2011/7/13	2012/7/12
ETSTW-CE 013	CISPR 22 TWO BALANCED TELECOM PAIRS IMPEDANCE STABILIZATION NETWORK	FCC-TLISN-T4-02	20242	FCC	2011/9/6	2012/9/5
ETSTW-CE 016	TWO-LINE V-NETWORK	ENV216	100050	R&S	2011/2/21	2012/2/20
ETSTW-CE 024	IMPEDANCE STABILIZATION NETWORK	ISN T800	29454	TESEQ	2011/1/10	2012/1/9
ETSTW-CS 004	COUPLING AND DECOUPLING NETWORK	CDN M016	20053	SCHAFFNER	2011/8/12	2012/8/11
ETSTW-CS 005	RF Power Amplifier	100A250A	306547	AR	Function Test	
ETSTW-CS 009	6 dB Attenuator	75-A-FFN-06	70998	BIRD	2011/5/20	2012/5/19
ETSTW-CS 010	6 dB Attenuator	SA3N1007-06	None	AISI	2011/7/29	2012/7/28
ETSTW-RE 003	EMI TEST RECEIVER	ESI 26	831438/001	R&S	2011/8/16	2012/8/15
ETSTW-RE 004	EMI TEST RECEIVER	ESI 40	832427/004	R&S	2011/9/5	2012/9/4
ETSTW-RE 005	EMI TEST RECEIVER	ESVS10	843207/020	R&S	2011/9/2	2012/9/1
ETSTW-RE 010	ABSORBING CLAMP	MDS 21	3469	Schwarzbeck	2011/9/7	2012/9/6
ETSTW-RE 012	TUNABLE BANDREJECT FILTER	D.C 0309	146	K&L	Function Test	
ETSTW-RE 013	TUNABLE BANDREJECT FILTER	D.C 0336	397	K&L	Function Test	
ETSTW-RE 019	MICROWAVE HORN ANTENNA	22240-25	121074	FM	2011/4/25	2012/4/24
ETSTW-RE 020	MICROWAVE HORN ANTENNA	AT4002A	306915	AR	Function Test	
ETSTW-RE 027	Passive Loop Antenna	6512	00034563	ETS-Lindgren	2011/7/19	2012/7/18
ETSTW-RE 030	Double-Ridged Guide Horn Antenna	3117	00035224	EMCO	2011/2/25	2012/2/24
ETSTW-RE 032	Millivoltmeter	URV 55	849086/013	R&S	2011/10/3	2012/10/2
ETSTW-RE 033	WaveRunner 6000A Serie Oscilloscope	WAVERUNNER 6100A	LCRY0604P1450 8	LeCroy	Function Test	
ETSTW-RE 034	Power Sensor	URV5-Z4	839313/006	R&S	2011/10/3	2012/10/2
ETSTW-RE 042	Biconical Antenna	HK116	100172	R&S	2011/1/14	2012/1/13
ETSTW-RE 043	Log-Periodic Dipole Antenna	HL223	100166	R&S	2011/4/26	2012/4/25
ETSTW-RE 044	Log-Periodic Antenna	HL050	100094	R&S	2011/4/25	2012/4/24
ETSTW-RE 045	ESA-E SERIES	E4404B	MY45111242	Agilent	Pre-test Use NCR	



Worldwide Testing Services(Taiwan) Co., Ltd.

Registration number: W6D21109-11842-C-1

FCC ID: YV8-DA1101

	SPECTRUM ANALYZER					
ETSTW-RE 048	Triple Loop Antenna	HXYZ 9170	HXYZ 9170-134	Schwarzbeck	2011/8/29	2012/8/28
ETSTW-RE 049	TRILOG Super Broadband test Antenna	VULB 9160	9160-3185	Schwarzbeck	2011/4/8	2012/4/7
ETSTW-RE 050	Attenuator 10dB	50HF-010-1	None	JFW	2011/3/4	2012/3/3
ETSTW-RE 051	Attenuator 6dB	50HF-006-1	None	JFW	2011/3/4	2012/3/3
ETSTW-RE 053	Attenuator 3dB	50HF-003-1	None	JFW	2011/3/4	2012/3/3
ETSTW-RE 055	SPECTRUM ANALYZER	FSU 26	200074	R&S	2011/5/30	2012/5/29
ETSTW-RE 060	Attenuator 30dB	5015-30	F651012z-01	ATM	2011/3/4	2012/3/3
ETSTW-RE 061	Amplifier Module	CHC 1	None	ETS	2011/5/18	2012/5/17
ETSTW-RE 062	Amplifier Module	CHC 2	None	KMIC	2010/11/30	2011/11/29
ETSTW-RE 064	Bluetooth Test Set	MT8852B-042	6K00005709	Anritsu	Function Test	
ETSTW-RE 065	Amplifier	AMF-6F-18002650-25-10P	941608	MITEQ	2011/4/8	2012/4/7
ETSTW-RE 066	Highpass Filter	H1G013G1	206015	MICROWAVE CIRCUITS, INC.	2011/3/4	2012/3/3
ETSTW-RE 072	CELL SITE TEST SET	8921A	3339A00375	HP	2011/10/3	2012/10/2
ETSTW-RE 073	Power Meter	N1911A	MY45100769	Agilent	2011/1/10	2012/1/9
ETSTW-RE 074	Power Sensor	N1921A	MY45241198	Agilent	2011/1/10	2012/1/9
ETSTW-RE 081	Highpass Filter	H03G13G1	4260-02 DC0428	MICROWAVE CIRCUITS, INC.	2011/3/4	2012/3/3
ETSTW-RE 096	SIGNAL GENERATOR	SMIQ 03B	102274	R&S	2011/5/31	2012/5/30
ETSTW-RE 099	DC Block	50DB-007-1	None	JFW	2011/3/10	2012/3/9
ETSTW-RE 105	2.4GHz Notch Filter	NO124411	39555	MICROWAVE CIRCUITS, INC.	2011/3/11	2012/3/10
ETSTW-RE 106	Humidity Temperature Meter	TES-1366	091011113	TES	2011/3/24	2012/3/23
ETSTW-RE 111	Log-Periodic Dipole Array Antenna	VULB 9160	9160-3309	Schwarz beck	2010/12/17	2011/12/16
ETSTW-RE 112	AC POWER SOURCE	TFC-1005	None	T-Power	Function test	
ETSTW-RE 114	2.4GHz Notch Filter	N0124411	473873	MICROWAVE CIRCUITS	2011/1/13	2012/1/12
ETSTW-RE 120	RF Player	MP9200	MP9210-111022	ADIVIC	Function test	
ETSTW-RE 121	SPECTRUM ANALYZER	FSU43	100013	R&S	2011/6/23	2012/6/22
ETSTW-RE 122	SIGNAL GENERATOR	SMF100A	102149	R&S	2011/7/4	2012/7/3
ETSTW-RE 125	5GHz Notch filter	5NSL11-5200/E221.3-O/O	1	K&L Microwave	2011/8/19	2012/8/18
ETSTW-RE 126	5GHz Notch filter	5NSL11-5800/E221.3-O/O	1	K&L Microwave	2011/8/19	2012/8/18
ETSTW-EMI 001	HARMONICS 1000	HAR1000-1P	093	EMC-PARTNER	2011/9/1	2012/8/31
ETSTW-EMS 001	BASELSTRASSE 160 CH-4242 LAUFEN	CN-EFT1000	354	EMC-PARTNER	Function Test	
ETSTW-EMS 002	Frequency Converter	YF-6020	0308014	None	Function Test	
ETSTW-EMS 003	EMC Immunity Test System	TRA2000IN6	579	EMC-PARTNER	2010/11/3	2011/11/2
ETSTW-EMS 009	Magnetic Field Antenna	MF1000-1	104	EMC-PARTNER	Function Test	
ETSTW-EMS 012	EM Injection Clamp	F-203I-23MM	476	FCC	2011/6/1	2012/5/31
ETSTW-EMS 015	HVAC Trms Power Clamp Meter	3079K	070800649	TES	2011/10/3	2012/10/2
ETSTW-EMS 016	EMF Tester	1390	071208732	TES	2011/10/3	2012/10/2



Worldwide Testing Services(Taiwan) Co., Ltd.

Registration number: W6D21109-11842-C-1

FCC ID: YV8-DA1101

ETSTW-EMS 017	Multimeter	DM-1220	518614	HOLA	2011/8/11	2012/8/10
ETSTW-EMS 019	Electrostatic Discharge Simulator	ESS-2002	ESS06Y6300	NoiseKen	2010/11/25	2011/11/24
ETSTW-EMS 020	Humidity Temperature Meter	TES-1366	091011116	TES	2011/3/24	2012/3/23
ETSTW-RS 003	RF Power Amplifier	30S1G3	306933	AR	Function Test	
ETSTW-RS 004	RF Power Amplifier	150W1000	307009	AR	Function Test	
ETSTW-RS 006	SIGNAL GENERATOR	SML03	101551	R&S	2011/3/7	2012/3/6
ETSTW-RS 007	14" COLOR VIDEO MONITOR	HS-CM145A	0512011548	None	Function Test	
ETSTW-RS 009	SIGNAL GENERATOR	8648C	3642U01656	HP	2011/2/23	2012/2/22
ETSTW-RS 010	Broadband Field Meter	NBM-520	C-0195	Narda	2011/9/8	2012/9/7
ETSTW-GSM 002	Universal Radio Communication Tester	CMU 200	109439	R&S	2011/10/3	2012/10/2
ETSTW-GSM 019	Band Reject Filter	WRCTF824/849-822/851-40 /12+9SS	3	WI	2011/1/14	2012/1/13
ETSTW-GSM 020	Band Reject Filter	WRCD1747/1748-1743/1752-32/5SS	1	WI	2011/1/14	2012/1/13
ETSTW-GSM 021	Band Reject Filter	WRCD1879.5/1880.5-1875.5/1884.5-32/5SS	3	WI	2011/1/14	2012/1/13
ETSTW-GSM 022	Band Reject Filter	WRCT901.9/903.1-904.25-50/8SS	1	WI	2011/1/14	2012/1/13
ETSTW-GSM 023	Power Divider	4901.19.A	None	SUHNER	2011/9/19	2012/9/18
ETSTW-Cable 002	Microwave Cable	SUCOFLEX 104 (S_Cable 7)	238093	HUBER+SUHNER	2011/5/18	2012/5/17
ETSTW-Cable 003	Microwave Cable	SUCOFLEX 104 (S_Cable 11)	209953	HUBER+SUHNER	2011/5/18	2012/5/17
ETSTW-Cable 010	BNC Cable	5 M BNC Cable	None	JYE BAO CO.,LTD.	2011/3/8	2012/3/7
ETSTW-Cable 011	BNC Cable	BNC Cable 1	None	JYE BAO CO.,LTD.	Pre-test Use NCR	
ETSTW-Cable 012	BNC Cable	BNC Cable 2	None	JYE BAO CO.,LTD.	2011/3/8	2012/3/7
ETSTW-Cable 013	Microwave Cable	SUCOFLEX 104 (S_Cable 5)	232345	HUBER+SUHNER	Function Test	
ETSTW-Cable 016	BNC Cable	Switch Box	B Cable 1	Schwarz beck	2011/3/4	2012/3/3
ETSTW-Cable 017	BNC Cable	X Cable	B Cable 2	Schwarz beck	2011/3/4	2012/3/3
ETSTW-Cable 018	BNC Cable	Y Cable	B Cable 3	Schwarz beck	2011/3/4	2012/3/3
ETSTW-Cable 019	BNC Cable	Z Cable	B Cable 4	Schwarz beck	2011/3/4	2012/3/3
ETSTW-Cable 022	N TYPE Cable	OATS Cable 3	0002	JYE BAO CO.,LTD.	2011/3/4	2012/3/3
ETSTW-Cable 026	Microwave Cable	SUCOFLEX 104	279075	HUBER+SUHNER	2011/3/10	2012/3/9
ETSTW-Cable 027	Microwave Cable	SUCOFLEX 104	279083	HUBER+SUHNER	2011/3/10	2012/3/9
ETSTW-Cable 028	Microwave Cable	FA147A0015M2020	30064-2	UTIFLEX	2011/4/26	2012/4/25
ETSTW-Cable 029	Microwave Cable	FA147A0015M2020	30064-3	UTIFLEX	2011/4/26	2012/4/25
ETSTW-Cable 030	Microwave Cable	SUCOFLEX 104 (S_Cable 9)	279067	SPECTRUM	2011/3/10	2012/3/9
ETSTW-Cable 031	Microwave Cable	SUCOFLEX 104 (S_Cable 10)	238092	HUBER+SUHNER	2010/11/30	2011/11/29
ETSTW-Cable 039	Microwave Cable	SUCOFLEX 104 (S_Cable 19)	316739	HUBER+SUHNER	2011/5/18	2012/5/17
ETSTW-Cable 040	Microwave Cable	SUCOFLEX 104 (S_Cable 20)	316738	HUBER+SUHNER	Function Test	
ETSTW-Cable 043	Microwave Cable	SUCOFLEX 104	317576	HUBER+SUHNER	2010/11/30	2011/11/29
ETSTW-Cable 047	Microwave Cable	SUCOFLEX 104	325518	HUBER+SUHNER	2010/11/30	2011/11/29



Worldwide Testing Services(Taiwan) Co., Ltd.

Registration number: W6D21109-11842-C-1

FCC ID: YV8-DA1101

ETSTW-Cable 051	BNC Cable	BNC Cable 6	None	JYE BAO CO.,LTD.	2011/3/31	2012/3/30
ETSTW-Cable 052	BNC Cable	Clamp Cable	None	Schwarz beck	2011/3/31	2012/3/30
ETSTW-Cable 053	N TYPE To SMA Cable	OATS Cable 4	None	JYE BAO CO.,LTD.	2011/3/4	2012/3/3
ETSTW-Cable 054	BNC To SMA Cable	OATS Cable 5	None	JYE BAO CO.,LTD.	2011/3/4	2012/3/3
ETSTW-Cable 055	Microwave Cable	SUCOFLEX 104	None	HUBER+SUHNER	Function Test	
ETSTW-Cable 056	N TYPE Cable	N30N30-JBY240-80CM	20110621-1.0	JYE BAO CO.,LTD.	Function Test	
ETSTW-Cable 057	N TYPE Cable	N30N30-JBY240-80CM	20110621-1.1	JYE BAO CO.,LTD.	Function Test	
WTSTW-SW 001	EMI TEST SOFTWARE	Harmonics-1000	None	EMC PARTNER	HARCS Version 4.16 Firmware Version 2.18	
WTSTW-SW 002	EMI TEST SOFTWARE	EZ EMC	None	Farad	Version ETS-03A1	
WTSTW-SW 003	EMS TEST SOFTWARE	i2	None	AUDIX	Version 3.2007-8-17b	
WTSTW-SW 005	GSM Fading Level Correction	GSMFadLevCor	None	R&S	Version 1.66	



2.4 General Test Procedure

POWER LINE CONDUCTED INTERFERENCE: The procedure used was ANSI STANDARD C63.4-2009 5.2 using a 50 μ H LISN (if necessary). Both lines were observed. The bandwidth of the spectrum analyzer was 10 kHz with an appropriate sweep speed.

RADIATION INTERFERENCE: The test procedure used was according to ANSI STANDARD C63.4-2009 6.4 employing a spectrum analyzer. For investigated frequency is equal to or below 1GHz, the RBW and VBW of the spectrum analyzer was 100 kHz and 100kHz respectively with an appropriate sweep speed. For investigated frequency is above 1GHz, both of RBW and VBW of the spectrum analyzer were 1 MHz with an appropriate sweep speed. The analyzer was calibrated in dB above a microvolt at the output of the antenna.

FORMULA OF CONVERSION FACTORS: The Field Strength at 3m was established by adding the meter reading of the spectrum analyzer (which is set to read in units of dB μ V) to the antenna correction factor supplied by the antenna manufacturer. The antenna correction factors are stated in terms of dB.

Example:

Freq (MHz)	METER READING + ACF + CABLE LOSS (to the receiver) = FS
33	20 dB μ V + 10.36 dB + 6 dB = 36.36 dB μ V/m @3m

The EUT was placed on a table 80 cm high and with dimensions of 1m by 1.5m (non metallic table) and arranged according to ANSI C63.4-2009 6.3.1. The table used for radiated measurements is capable of continuous rotation. The spectrum was scanned from 30 MHz to the frequency specified as follows:

- (1) If the intentional radiator operates below 10 GHz: to the tenth harmonic of the highest fundamental frequency or to 40 GHz, whichever is lower.
- (2) If the intentional radiator operates at or above 10 GHz and below 30 GHz: to the fifth harmonic of the highest fundamental frequency or to 100 GHz, whichever is lower.
- (3) If the intentional radiator operates at or above 30 GHz: to the fifth harmonic of the highest fundamental frequency or to 200 GHz, whichever is lower, unless specified otherwise elsewhere in the rules.
- (4) If the intentional radiator contains a digital device, regardless of whether this digital device controls the functions of the intentional radiator or the digital device is used for additional control or function purposes other than to enable the operation of the intentional radiator, the frequency range shall be investigated up to the range specified in paragraphs (a)(1)-(a)(3) of this section or the range applicable to the digital device, as shown in paragraph (b)(1) of this Section, whichever is the higher frequency range of investigation.

For hand-held devices, a exploratory test was performed with three (3) orthogonal planes to determine the highest emissions.

Measurements were made by Worldwide Testing Services(Taiwan) Co., Ltd. at the registered open field test site located at No.5-1, Lishui, Shuang Sing Village, Wanli Dist., New Taipei City 207, Taiwan (R.O.C.). The Registration Number: 930600.

When an emission was found, the table was rotated to produce the maximum signal strength. At this point, the antenna was raised and lowered from 1m to 4m. The antenna was placed in both the horizontal and vertical planes.



Worldwide Testing Services(Taiwan) Co., Ltd.

Registration number: W6D21109-11842-C-1

FCC ID: YV8-DA1101

When the radiated emission limits are expressed in terms of the average value of the emission, and pulsed operation is employed, the measurement field strength shall be determined by averaging over one complete pulse train, including blanking intervals, as long as the pulse train does not exceed 0.1 seconds. As an alternative (provided the transmitter operates for longer than 0.1 seconds) or in cases where the pulse train exceeds 0.1 seconds, the measured field strength shall be determined from the average absolute voltage during a 0.1 second interval during which the field strength is at its maximum value.

The formula is as follows:

Average = Peak + Duty Factor

Duty Factor = $20 \log (\text{dwell time}/T)$

T = 100ms when the pulse train period is over 100 ms or the period of the pulse train.

Modified Limits for peak according to 15.35 (b) = Max Permitted average Limits + 20dB

ANSI STANDARD C63.4-2009 10.2.7: Any measurements that utilize special test software shall be indicated and referenced in the test report. During testing, test software 'EZ EMC' was used for setting up different operation modes.



Registration number: W6D21109-11842-C-1

FCC ID: YV8-DA1101

3 Test results (enclosure)

TEST CASE	Para. Number	Required	Test passed	Test failed
Peak Output Power	15.247(b)(3)	<input checked="" type="checkbox"/>	<input checked="" type="checkbox"/>	<input type="checkbox"/>
Equivalent radiated Power	15.247(b)(3)	<input checked="" type="checkbox"/>	<input checked="" type="checkbox"/>	<input type="checkbox"/>
Spurious Emissions radiated – Transmitter operating	15.247(c): 15.209	<input checked="" type="checkbox"/>	<input checked="" type="checkbox"/>	<input type="checkbox"/>
Band Edge Measurement	15.247(c)	<input checked="" type="checkbox"/>	<input checked="" type="checkbox"/>	<input type="checkbox"/>
Minimum 6 dB Bandwidth	15.247(a)(2)	<input checked="" type="checkbox"/>	<input checked="" type="checkbox"/>	<input type="checkbox"/>
Peak Power Spectral Density	15.247(d)	<input checked="" type="checkbox"/>	<input checked="" type="checkbox"/>	<input type="checkbox"/>
Radiated Emission from Digital Part	15.109	<input type="checkbox"/>	<input type="checkbox"/>	<input type="checkbox"/>
Power Line Conducted Emission	15.207	<input checked="" type="checkbox"/>	<input checked="" type="checkbox"/>	<input type="checkbox"/>

Note:

1. This EUT incorporates a MIMO function with IEEE 802.11b, 802.11g, and 802.11n draft 2.0. Physically, this EUT includes two transmitters and three receivers with two incoherent streams. This device uses multiplexing and also employ cyclic delay diversity to improve range and throughput, and this device simultaneously operates on two adjacent channels.
2. This EUT is 2*2 spatial MIMO (2Tx&2Rx) without beam forming function. That operates dual chain configuration. The Pre-test was performed to determine the worst case mode from all possible combinations between all available modulations, data rates, bandwidths, and spatial stream modes.
3. The worst case mode was base on the investigations by measuring the peak and average power according to the description above. The detail of chosen mode for full testing are as below:

Mode	Available channel	Chosen Channel	Modulation Technology	Modulation Type	Data Rate (Mbps)
802.11b	1 to 11	1,6,11	DSSS	DBPSK	1
802.11g	1 to 11	1,6,11	OFDM	BPSK	6
Draft 802.11n (20MHz)	1 to 11	1,6,11	OFDM	BPSK	6.5
Draft 802.11n (40MHz)	1 to 7	1,4,7	OFDM	BPSK	13.5

4. Because both antennas operate simultaneously, when performed the relevant conducted measurement(ex. RF output power, peak power spectral density....and so on), we basically use a splitter to combine each antenna port in order to get the total measuring results.



Registration number: W6D21109-11842-C-1

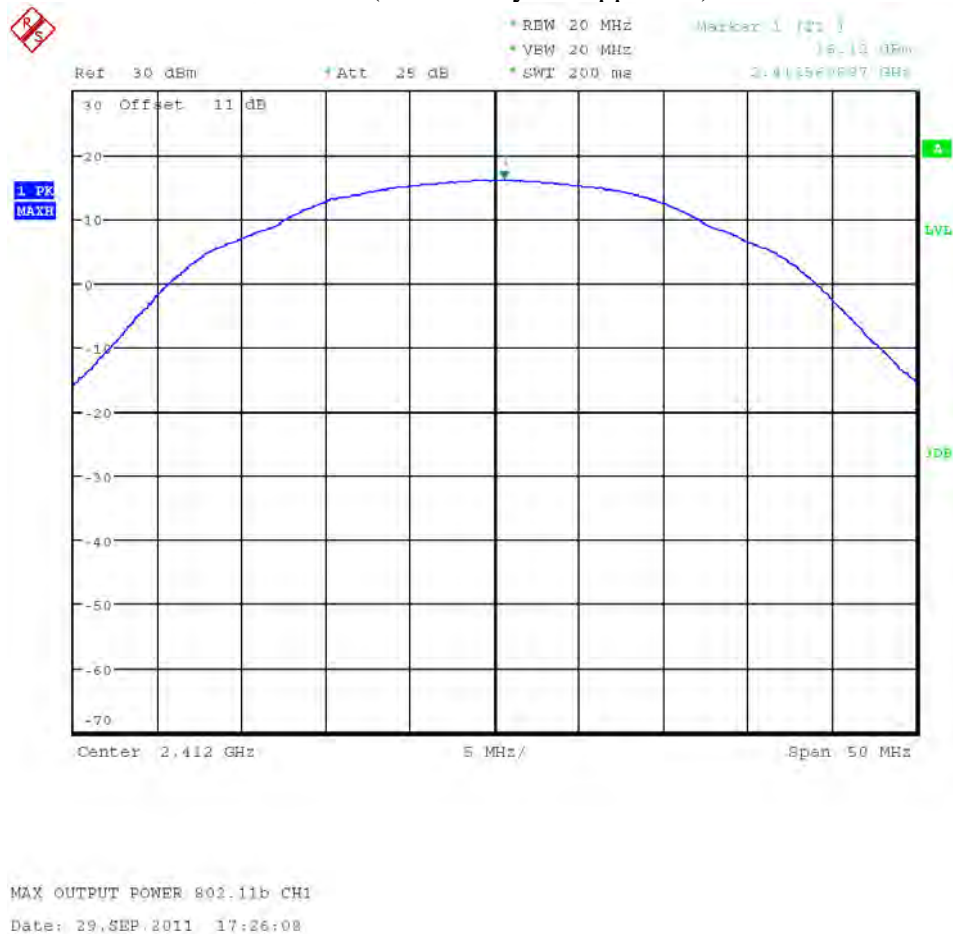
FCC ID: YV8-DA1101

3.1 Peak Output Power (transmitter)

FCC Rule: 15.247(b)(3)

This measurement applies to equipment with an integral antenna and to equipment with an antenna connector and equipped with an antenna as declared by the applicant.

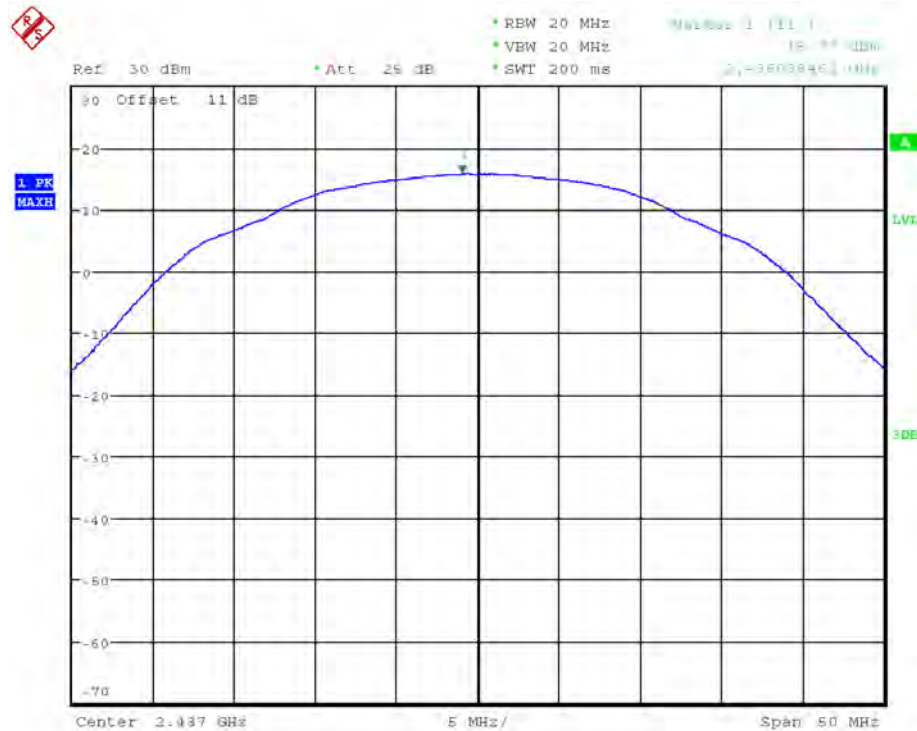
The power was measured with modulation (declared by the applicant).





Registration number: W6D21109-11842-C-1

FCC ID: YV8-DA1101



MAX OUTPUT POWER 802.11b CH6

Date: 29,SEP,2011 17:26:45



MAX OUTPUT POWER 802.11b CH11

Date: 29,SEP,2011 17:27:13



Worldwide Testing Services(Taiwan) Co., Ltd.

Registration number: W6D21109-11842-C-1

FCC ID: YV8-DA1101



MAX OUTPUT POWER 802.11g CH1

Date: 29.SEP.2011 17:28:56



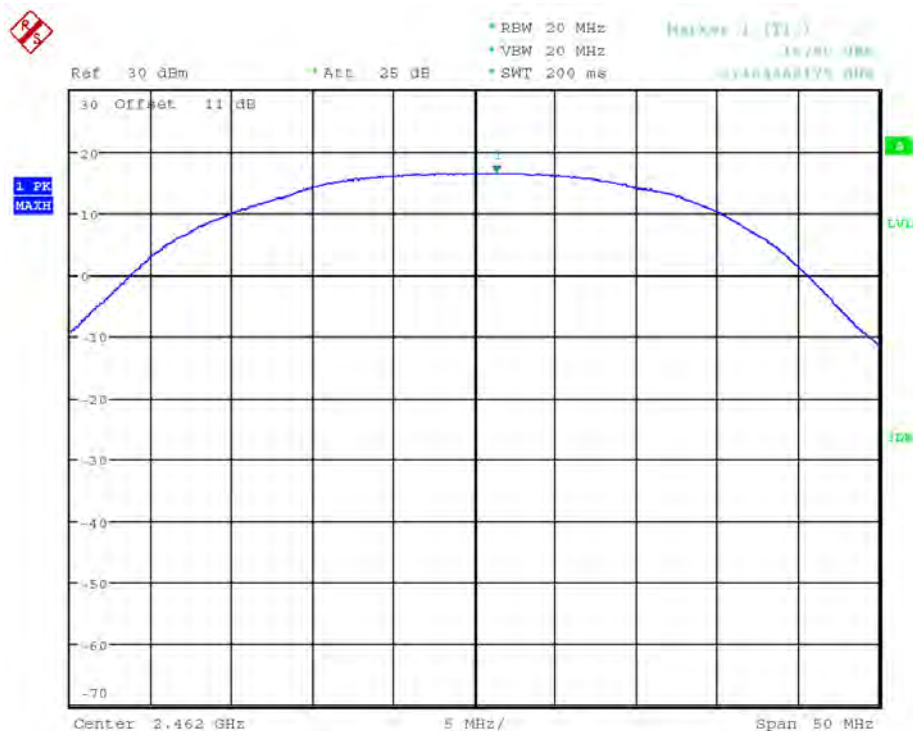
MAX OUTPUT POWER 802.11g CH6

Date: 29.SEP.2011 17:29:27



Registration number: W6D21109-11842-C-1

FCC ID: YV8-DA1101



MAX OUTPUT POWER 802.11g CH11

Date: 29.SEP.2011 17:29:56



MAX OUTPUT POWER 802.11n20 CH1

Date: 29.SEP.2011 17:31:26



Registration number: W6D21109-11842-C-1

FCC ID: YV8-DA1101



MAX OUTPUT POWER 802.11n20 CH6

Date: 29,SEP.2011 17:31:52



MAX OUTPUT POWER 802.11n20 CH11

Date: 29,SEP.2011 17:32:20



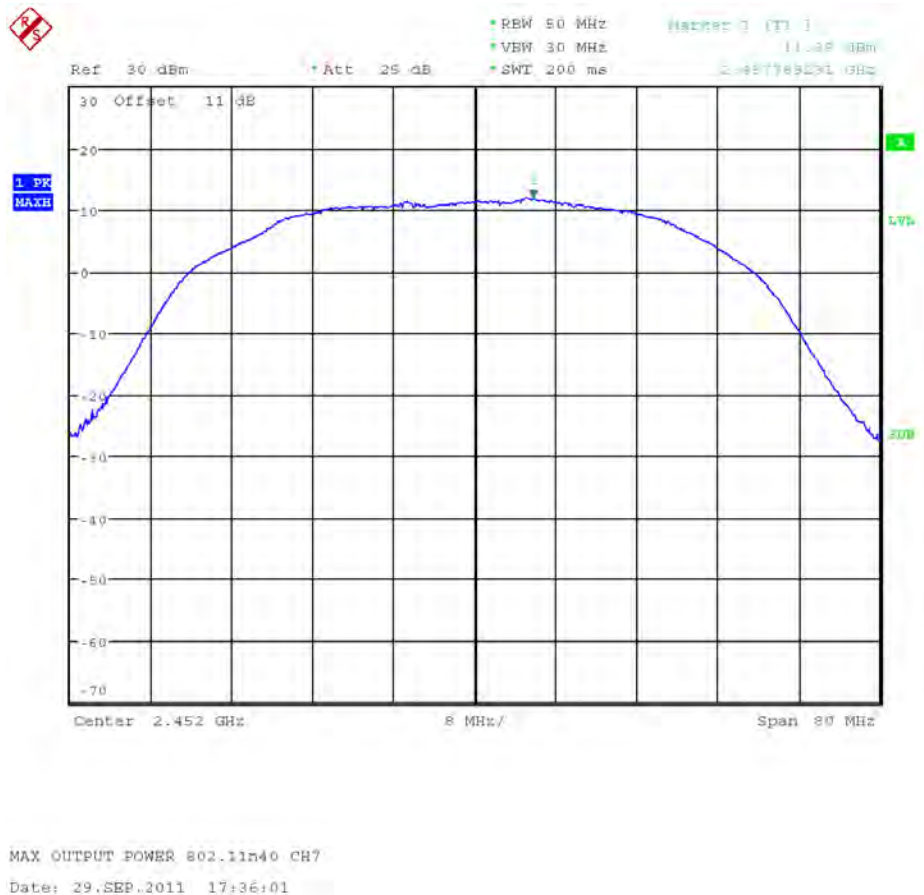
Registration number: W6D21109-11842-C-1

FCC ID: YV8-DA1101



Registration number: W6D21109-11842-C-1

FCC ID: YV8-DA1101



Test condition $T_{nom} = 23^{\circ}\text{C}$, $V_{nom} = 120\text{ V}$	Signal Field strength TX highest power mode $\text{dB } \mu\text{V/m}$
Frequency [MHz]	--
--	--

Limits:

Frequency MHz	Power dBm
902 - 928	30
2400 - 2483.5	30
5725 - 5850	30

In case of employing transmitter antennas having antenna gain $> 6\text{ dBi}$ and using fixed point-to point operation consider §15.247 (b)(4)

Test equipment used: ETSTW-RE 055



Registration number: W6D21109-11842-C-1

FCC ID: YV8-DA1101

3.2 Equivalent isotropic radiated power

FCC Rule: 15.247(b)(3)

EIRP = max. conducted output power + antenna gain

EIRP = 16.63 dBm + 2.85 dBi

= 19.48 dBm

Limit: EIRP = +36 dBm for Antenna gain <6dBi

Test equipment used: ETSTW-RE 055

3.3 RF Exposure Compliance Requirements

FCC OET Bulletin 65 Edition 97.01 determines the equations for predicting RF fields and applicable limits.

The prediction for power density in the far-field but will over-predict power density in the near field, where it could be used for walking a “worst case” or conservative prediction.

$$S = \frac{PG}{4\pi R^2}$$

S – Power Density

P – Output power ERP

R – Distance

D – Cable Loss

AG – Antenna Gain

Item	Unit	Value	Remarks
P	mW	46.02566	Peak value
D	dB		
AG	dBi	2.85	
G		1.9275	Calculated Value
R	cm	20	Assumed value
S	mW/cm ²	0.01765	Calculated value

Limits:

Limit for General Population / Uncontrolled Exposure	
Frequency (MHz)	Power Density (mW/cm ²)
1500 – 100.000	1.0



Registration number: W6D21109-11842-C-1

FCC ID: YV8-DA1101

3.4 Transmitter Radiated Emissions in Restricted Bands

FCC Rules: 15.247 (c), 15.205, 15.209, 15.35

Radiated emission measurements were performed from 30 MHz to 26500 MHz.

For radiated emission tests, the analyzer setting was as followings:

Frequency \leq 1 GHz, RBW:100 kHz, VBW: 100 kHz (Peak measurements)

Frequency $>$ 1 GHz, RBW: 1 MHz, VBW: 1 MHz (Peak measurements)

Frequency $>$ 1 GHz , RBW:1 MHz , VBW: 10 Hz (Average measurements)

Limits.

For frequencies below 1GHz:

Frequency of Emission (MHz)	Field strength (microvolts/meter)	Field Strength (dB microvolts/meter)
30 - 88	100	40.0
88 - 216	150	43.5
216 - 960	200	46.0
Above	500	54.0

For frequencies above 1GHz (Average measurements).

Guidance on Measurement of Digit Transmission Systems:

“If the emission is pulsed, modify the unit for continuous operation, use the setting shown above, then correct the reading by subtracting the peak-average correction factor, derived from the appropriate duty cycle calculation.”

The correction factor, based on the total channel dwell time in a 100 ms period, may be mathematically applied to a measurement made with an average detector, to further reduce the value.

Duty cycle correction = $20 \log (\text{dwell time} / 100\text{ms})$

Note: No duty cycle correction was added to the reading of this EUT.

Explanation: see attached diagrams in Appendix.



Registration number: W6D21109-11842-C-1

FCC ID: YV8-DA1101

3.5 Spurious Emissions (tx)

Spurious emission was measured with modulation (declared by manufacturer).

In any 100 kHz bandwidth outside the frequency band in which the intentional radiator is operating, the radio frequency power that is produced by the intentional radiator shall be at least 20dB below that in the 100 kHz bandwidth within the band that contains the highest level of the desired power, based on either an RF conducted or a radiated measurement. Attenuation below the general limits specified in § 15.209(a) is not required. In addition, radiated emissions which fall in the restricted bands, as defined in § 15.205(a), must also comply with the radiated emission limits specified in § 15.209(a) (see § 15.205(c))

FCC Rule: 15.247(c), 15.35

For out of band emissions that are close to or that exceed the 20 dB attenuation requirement described in the specification, radiated measurements were performed at a 3 m separation distance to determine whether these emissions complied with the general radiated emission requirement.

Limits:

For frequencies above 1GHz (Peak measurements).

Modified Limit for peak according to 15.35 (b) = Max Permitted average Limits + 20dB

For frequencies above 1GHz (Average measurements).

Max. reading – 20dB

Max. reading – 20 dB

Guidance on Measurement of Digit Transmission Systems:

“If the emission is pulsed, modify the unit for continuous operation, use the settings shown above, then correct the reading by subtracting the peak-average correction factor, derived from the appropriate duty cycle calculation.”

The correction factor, based on the total channel dwell time in a 100 ms period, may be mathematically applied to a measurement made with an average detector, to further reduce the value.

Duty Cycle correction = $20 \log (\text{dwell time}/100\text{ms})$

Test equipment used: ETSTW-RE 003, ETSTW-RE 004, ETSTW-RE 030,
ETSTW-RE 042, ETSTW-RE 043, ETSTW-RE 044

Note: No duty cycle correction was added to the reading of EUT.



Worldwide Testing Services(Taiwan) Co., Ltd.

Registration number: W6D21109-11842-C-1

FCC ID: YV8-DA1101

SAMPLE CALCULATION OF LIMIT. All results will be updated by an automatic measuring system in accordance with point 2.3.

Calculation of test results:

Such factors like antenna correction, cable loss, external attenuation etc. are already included in the provided measurement results. This is done by using validated test software and calibrated test system according the accreditation requirements.

The peak and average spurious emission plots was measured with the average limits.

In the Table being listed the critical peak and average value and exhibit the compliance with the above calculated Limits.

If in the column's correction factor states a value then the max. Field strength in the same row is corrected by a value gained from the "Correction Factor".

Summary table with radiated data of the test plots

Antenna A:

Model:	DA1101			Date:	2011/9/22			
Mode:	802.11B CH1			Temperature:	24°C			
Polarization:	Horizontal			Humidity:	60%			Engineer :Addison
Frequency (MHz)	Reading (dBuV)	Detector	Factor (dB)	Result (dBuV/m)	Limit (dBuV/m)	Margin (dB)	Table Degree (Deg.)	Ant. High (cm)
250.2204	19.58	peak	13.46	33.04	46.00	-12.96	190	100
332.2645	14.00	peak	15.70	29.70	46.00	-16.30	170	100

Frequency (MHz)	Reading (dBuV)	Detector	Factor (dB)	Result (dBuV/m)		Limit (dBuV/m)		Margin (dB)	Table Degree (Deg.)	Ant. High (cm)
				Peak	Ave.	Peak	Ave.			
4993.9880	47.22	---	4.90	52.12	---	74.00	54.00	-21.88	190	100
7236.0000	40.75	---	6.93	47.68	---	74.00	54.00	-26.32	230	100
9648.0000	35.38	---	9.49	44.87	---	74.00	54.00	-29.13	120	100
12060.0000	32.91	---	13.62	46.53	---	74.00	54.00	-27.47	330	100

Polarization: Vertical

Frequency (MHz)	Reading (dBuV)	Detector	Factor (dB)	Result (dBuV/m)		Limit (dBuV/m)	Margin (dB)	Table Degree (Deg.)	Ant. High (cm)
250.2204	24.56	peak	13.46	38.02		46.00	-7.98	220	100
401.0020	14.30	peak	17.30	31.60		46.00	-14.40	270	150

Frequency (MHz)	Reading (dBuV)		Factor (dB) Corr.	Result @3m (dBuV/m)		Limit @3m (dBuV/m)		Margin (dB)	Table Degree (Deg.)	Ant. High (cm)
	Peak	Ave.		Peak	Ave.	Peak	Ave.			
5000.0190	48.02	47.30	4.92	52.94	52.22	74.00	54.00	-1.78	58	100
7236.0000	40.86	---	6.93	47.79	---	74.00	54.00	-26.21	120	100
9648.0000	34.59	---	9.49	44.08	---	74.00	54.00	-29.92	310	100
12060.0000	32.80	---	13.62	46.42	---	74.00	54.00	-27.58	240	100



Worldwide Testing Services(Taiwan) Co., Ltd.

Registration number: W6D21109-11842-C-1

FCC ID: YV8-DA1101

Mode: 802.11B CH6

Polarization: Horizontal

Frequency (MHz)	Reading (dBuV)	Detector	Factor (dB)	Result (dBuV/m)	Limit (dBuV/m)	Margin (dB)	Table Degree (Deg.)	Ant. High (cm)
136.5932	12.27	peak	14.22	26.49	43.50	-17.01	240	100
990.1804	12.27	peak	26.67	38.94	54.00	-15.06	160	100

Frequency (MHz)	Reading (dBuV)		Factor (dB) Corr.	Result @3m (dBuV/m)		Limit @3m (dBuV/m)		Margin (dB)	Table Degree (Deg.)	Ant. High (cm)
	Peak	Ave.		Peak	Ave.	Peak	Ave.			
5002.0040	47.46	45.82	4.92	52.38	50.74	74.00	54.00	-3.62	170	100
7311.0000	40.71	---	6.93	47.64	---	74.00	54.00	-26.36	240	100
9748.0000	34.79	---	9.63	44.42	---	74.00	54.00	-29.58	170	100
12185.0000	33.10	---	14.66	47.76	---	74.00	54.00	-26.24	220	100

Polarization: Vertical

Frequency (MHz)	Reading (dBuV)	Detector	Factor (dB)	Result (dBuV/m)	Limit (dBuV/m)	Margin (dB)	Table Degree (Deg.)	Ant. High (cm)
133.3466	20.46	peak	13.97	34.43	43.50	-9.07	170	100
333.6673	23.62	peak	15.74	39.36	46.00	-6.64	120	100

Frequency (MHz)	Reading (dBuV)		Factor (dB) Corr.	Result @3m (dBuV/m)		Limit @3m (dBuV/m)		Margin (dB)	Table Degree (Deg.)	Ant. High (cm)
	Peak	Ave.		Peak	Ave.	Peak	Ave.			
4993.9880	46.30	---	4.90	51.20	---	74.00	54.00	-22.80	190	100
7311.0000	40.85	---	6.93	47.78	---	74.00	54.00	-26.22	270	100
9748.0000	34.35	---	9.63	43.98	---	74.00	54.00	-30.02	120	100
12185.0000	32.92	---	14.66	47.58	---	74.00	54.00	-26.42	290	100

Mode: 802.11B CH11

Polarization: Horizontal

Frequency (MHz)	Reading (dBuV)	Detector	Factor (dB)	Result (dBuV/m)	Limit (dBuV/m)	Margin (dB)	Table Degree (Deg.)	Ant. High (cm)
137.1343	13.59	peak	14.26	27.85	43.50	-15.65	160	100
608.6172	4.79	peak	21.69	26.48	46.00	-19.52	170	100

Frequency (MHz)	Reading (dBuV)		Factor (dB) Corr.	Result @3m (dBuV/m)		Limit @3m (dBuV/m)		Margin (dB)	Table Degree (Deg.)	Ant. High (cm)
	Peak	Ave.		Peak	Ave.	Peak	Ave.			
4924.0000	42.06	---	4.68	46.74	---	74.00	54.00	-27.26	120	100
7386.0000	40.69	---	6.84	47.53	---	74.00	54.00	-26.47	290	100
9848.0000	34.21	---	9.77	43.98	---	74.00	54.00	-30.02	170	100
12310.0000	32.64	---	14.27	46.91	---	74.00	54.00	-27.09	210	100



Worldwide Testing Services(Taiwan) Co., Ltd.

Registration number: W6D21109-11842-C-1

FCC ID: YV8-DA1101

Polarization: Vertical

Frequency (MHz)	Reading (dBuV)	Detector	Factor (dB)	Result (dBuV/m)	Limit (dBuV/m)	Margin (dB)	Table Degree (Deg.)	Ant. High (cm)
166.8938	17.76	peak	14.74	32.50	43.50	-11.00	280	100
401.0020	14.66	peak	17.30	31.96	46.00	-14.04	210	100

Frequency (MHz)	Reading (dBuV)		Factor (dB) Corr.	Result @3m (dBuV/m)		Limit @3m (dBuV/m)		Margin (dB)	Table Degree (Deg.)	Ant. High (cm)
	Peak	Ave.		Peak	Ave.	Peak	Ave.			
5002.0040	46.83	---	4.92	51.75	---	74.00	54.00	-22.25	170	100
7386.0000	40.75	---	6.84	47.59	---	74.00	54.00	-26.41	220	100
9848.0000	34.71	---	9.77	44.48	---	74.00	54.00	-29.52	120	100
12310.0000	31.78	---	14.27	46.05	---	74.00	54.00	-27.95	260	100

Mode: 802.11G CH1

Polarization: Horizontal

Frequency (MHz)	Reading (dBuV)	Detector	Factor (dB)	Result (dBuV/m)	Limit (dBuV/m)	Margin (dB)	Table Degree (Deg.)	Ant. High (cm)
135.5110	14.10	peak	14.14	28.24	43.50	-15.26	310	100
401.0020	11.45	peak	17.30	28.75	46.00	-17.25	190	100

Frequency (MHz)	Reading (dBuV)		Factor (dB) Corr.	Result @3m (dBuV/m)		Limit @3m (dBuV/m)		Margin (dB)	Table Degree (Deg.)	Ant. High (cm)
	Peak	Ave.		Peak	Ave.	Peak	Ave.			
5002.0040	44.92	---	4.92	49.84	---	74.00	54.00	-24.16	210	100
7386.0000	40.76	---	6.84	47.60	---	74.00	54.00	-26.40	180	100
9848.0000	33.45	---	9.77	43.22	---	74.00	54.00	-30.78	160	100
12310.0000	31.92	---	14.27	46.19	---	74.00	54.00	-27.81	220	100

Polarization: Vertical

Frequency (MHz)	Reading (dBuV)	Detector	Factor (dB)	Result (dBuV/m)	Limit (dBuV/m)	Margin (dB)	Table Degree (Deg.)	Ant. High (cm)
134.9700	20.16	peak	14.09	34.25	43.50	-9.25	140	100
401.0020	15.99	peak	17.30	33.29	46.00	-12.71	150	100

Frequency (MHz)	Reading (dBuV)		Factor (dB) Corr.	Result @3m (dBuV/m)		Limit @3m (dBuV/m)		Margin (dB)	Table Degree (Deg.)	Ant. High (cm)
	Peak	Ave.		Peak	Ave.	Peak	Ave.			
5002.0040	46.04	---	4.92	50.96	---	74.00	54.00	-23.04	170	100
7236.0000	41.22	---	6.93	48.15	---	74.00	54.00	-25.85	220	100
9648.0000	34.73	---	9.49	44.22	---	74.00	54.00	-29.78	120	100
12060.0000	32.03	---	13.62	45.65	---	74.00	54.00	-28.35	230	100



Worldwide Testing Services(Taiwan) Co., Ltd.

Registration number: W6D21109-11842-C-1

FCC ID: YV8-DA1101

Mode: 802.11G CH6

Polarization: Horizontal

Frequency (MHz)	Reading (dBuV)	Detector	Factor (dB)	Result (dBuV/m)	Limit (dBuV/m)	Margin (dB)	Table Degree (Deg.)	Ant. High (cm)
135.5110	14.63	peak	14.14	28.77	43.50	-14.73	210	100
401.0020	10.38	peak	17.30	27.68	46.00	-18.32	130	100

Frequency (MHz)	Reading (dBuV)		Factor (dB)	Result @3m (dBuV/m)		Limit @3m (dBuV/m)		Margin (dB)	Table Degree (Deg.)	Ant. High (cm)
	Peak	Ave.	Corr.	Peak	Ave.	Peak	Ave.			
4993.9880	45.70	---	4.90	50.60	---	74.00	54.00	-23.40	130	100
7311.0000	40.65	---	6.93	47.58	---	74.00	54.00	-26.42	180	100
9748.0000	34.10	---	9.63	43.73	---	74.00	54.00	-30.27	170	100
12185.0000	33.79	---	14.66	48.45	---	74.00	54.00	-25.55	320	100

Polarization: Vertical

Frequency (MHz)	Reading (dBuV)	Detector	Factor (dB)	Result (dBuV/m)	Limit (dBuV/m)	Margin (dB)	Table Degree (Deg.)	Ant. High (cm)
134.9700	20.78	peak	14.09	34.87	43.50	-8.63	160	100
401.0020	15.55	peak	17.30	32.85	46.00	-13.15	180	100

Frequency (MHz)	Reading (dBuV)		Factor (dB)	Result @3m (dBuV/m)		Limit @3m (dBuV/m)		Margin (dB)	Table Degree (Deg.)	Ant. High (cm)
	Peak	Ave.	Corr.	Peak	Ave.	Peak	Ave.			
4993.9880	46.84	---	4.90	51.74	---	74.00	54.00	-22.26	220	100
7311.0000	40.55	---	6.93	47.48	---	74.00	54.00	-26.52	310	100
9748.0000	33.62	---	9.63	43.25	---	74.00	54.00	-30.75	130	100
12185.0000	33.46	---	14.66	48.12	---	74.00	54.00	-25.88	180	100

Mode: 802.11G CH11

Polarization: Horizontal

Frequency (MHz)	Reading (dBuV)	Detector	Factor (dB)	Result (dBuV/m)	Limit (dBuV/m)	Margin (dB)	Table Degree (Deg.)	Ant. High (cm)
137.1343	14.58	peak	14.26	28.84	43.50	-14.66	280	100
401.0020	11.00	peak	17.30	28.30	46.00	-17.70	160	100

Frequency (MHz)	Reading (dBuV)		Factor (dB)	Result @3m (dBuV/m)		Limit @3m (dBuV/m)		Margin (dB)	Table Degree (Deg.)	Ant. High (cm)
	Peak	Ave.	Corr.	Peak	Ave.	Peak	Ave.			
4993.9880	46.57	---	4.90	51.47	---	74.00	54.00	-22.53	160	100
7386.0000	40.95	---	6.84	47.79	---	74.00	54.00	-26.21	220	100
9848.0000	34.03	---	9.77	43.80	---	74.00	54.00	-30.20	140	100
12310.0000	32.26	---	14.27	46.53	---	74.00	54.00	-27.47	310	100



Worldwide Testing Services(Taiwan) Co., Ltd.

Registration number: W6D21109-11842-C-1

FCC ID: YV8-DA1101

Polarization: Vertical

Frequency (MHz)	Reading (dBuV)	Detector	Factor (dB)	Result (dBuV/m)	Limit (dBuV/m)	Margin (dB)	Table Degree (Deg.)	Ant. High (cm)
134.9700	21.13	peak	14.09	35.22	43.50	-8.28	170	100
401.0020	15.62	peak	17.30	32.92	46.00	-13.08	240	100

Frequency (MHz)	Reading (dBuV) Peak Ave.		Factor (dB) Corr.	Result @3m (dBuV/m) Peak Ave.		Limit @3m (dBuV/m) Peak Ave.		Margin (dB)	Table Degree (Deg.)	Ant. High (cm)
5002.0040	45.83	---	4.92	50.75	---	74.00	54.00	-23.25	190	100
7386.0000	40.85	---	6.84	47.69	---	74.00	54.00	-26.31	330	100
9848.0000	33.60	---	9.77	43.37	---	74.00	54.00	-30.63	210	100
12310.0000	32.33	---	14.27	46.60	---	74.00	54.00	-27.40	140	100

Mode: 802.11n 20 MHz CH1

Polarization: Horizontal

Frequency (MHz)	Reading (dBuV)	Detector	Factor (dB)	Result (dBuV/m)	Limit (dBuV/m)	Margin (dB)	Table Degree (Deg.)	Ant. High (cm)
257.7956	18.94	peak	13.65	32.59	46.00	-13.41	230	100
983.1663	5.20	peak	26.65	31.85	54.00	-22.15	230	100

Frequency (MHz)	Reading (dBuV) Peak Ave.		Factor (dB) Corr.	Result @3m (dBuV/m) Peak Ave.		Limit @3m (dBuV/m) Peak Ave.		Margin (dB)	Table Degree (Deg.)	Ant. High (cm)
4993.9880	45.71	---	4.90	50.61	---	74.00	54.00	-23.39	170	100
7236.0000	40.53	---	6.93	47.46	---	74.00	54.00	-26.54	310	100
9648.0000	34.83	---	9.49	44.32	---	74.00	54.00	-29.68	170	100
12060.0000	32.83	---	13.62	46.45	---	74.00	54.00	-27.55	250	100

Polarization: Vertical

Frequency (MHz)	Reading (dBuV)	Detector	Factor (dB)	Result (dBuV/m)	Limit (dBuV/m)	Margin (dB)	Table Degree (Deg.)	Ant. High (cm)
170.1402	18.14	peak	14.57	32.71	43.50	-10.79	220	100
985.9720	4.81	peak	26.66	31.47	54.00	-22.53	60	100

Frequency (MHz)	Reading (dBuV) Peak Ave.		Factor (dB) Corr.	Result @3m (dBuV/m) Peak Ave.		Limit @3m (dBuV/m) Peak Ave.		Margin (dB)	Table Degree (Deg.)	Ant. High (cm)
4993.9880	46.16	---	4.90	51.06	---	74.00	54.00	-22.94	130	100
7236.0000	40.91	---	6.93	47.84	---	74.00	54.00	-26.16	250	100
9648.0000	35.98	---	9.49	45.47	---	74.00	54.00	-28.53	130	100
12060.0000	32.71	---	13.62	46.33	---	74.00	54.00	-27.67	240	100



Worldwide Testing Services(Taiwan) Co., Ltd.

Registration number: W6D21109-11842-C-1

FCC ID: YV8-DA1101

Mode: 802.11n 20 MHz CH6

Polarization: Horizontal

Frequency (MHz)	Reading (dBuV)	Detector	Factor (dB)	Result (dBuV/m)	Limit (dBuV/m)	Margin (dB)	Table Degree (Deg.)	Ant. High (cm)
272.9460	8.61	peak	14.18	22.79	46.00	-23.21	260	100
985.9720	5.64	peak	26.66	32.30	54.00	-21.70	220	100

Frequency (MHz)	Reading (dBuV)		Factor (dB)	Result @3m (dBuV/m)		Limit @3m (dBuV/m)		Margin (dB)	Table Degree (Deg.)	Ant. High (cm)
	Peak	Ave.	Corr.	Peak	Ave.	Peak	Ave.			
4874.0000	41.23	---	4.59	45.82	---	74.00	54.00	-28.18	190	100
7311.0000	40.77	---	6.93	47.70	---	74.00	54.00	-26.30	330	100
9748.0000	35.13	---	9.63	44.76	---	74.00	54.00	-29.24	170	100
12185.0000	32.52	---	14.66	47.18	---	74.00	54.00	-26.82	220	100

Polarization: Vertical

Frequency (MHz)	Reading (dBuV)	Detector	Factor (dB)	Result (dBuV/m)	Limit (dBuV/m)	Margin (dB)	Table Degree (Deg.)	Ant. High (cm)
250.2204	15.58	peak	13.46	29.04	46.00	-16.96	230	100
970.5411	5.11	peak	26.61	31.72	54.00	-22.28	130	100

Frequency (MHz)	Reading (dBuV)		Factor (dB)	Result @3m (dBuV/m)		Limit @3m (dBuV/m)		Margin (dB)	Table Degree (Deg.)	Ant. High (cm)
	Peak	Ave.	Corr.	Peak	Ave.	Peak	Ave.			
4993.9880	46.20	---	4.90	51.10	---	74.00	54.00	-22.90	160	100
7311.0000	41.18	---	6.93	48.11	---	74.00	54.00	-25.89	210	100
9748.0000	34.73	---	9.63	44.36	---	74.00	54.00	-29.64	190	100
12185.0000	32.56	---	14.66	47.22	---	74.00	54.00	-26.78	320	100

Mode: 802.11n 20 MHz CH11

Polarization: Horizontal

Frequency (MHz)	Reading (dBuV)	Detector	Factor (dB)	Result (dBuV/m)	Limit (dBuV/m)	Margin (dB)	Table Degree (Deg.)	Ant. High (cm)
172.8456	12.21	peak	14.34	26.55	43.50	-16.95	230	100
985.9720	4.87	peak	26.66	31.53	54.00	-22.47	220	100

Frequency (MHz)	Reading (dBuV)		Factor (dB)	Result @3m (dBuV/m)		Limit @3m (dBuV/m)		Margin (dB)	Table Degree (Deg.)	Ant. High (cm)
	Peak	Ave.	Corr.	Peak	Ave.	Peak	Ave.			
4924.0000	42.21	---	4.68	46.89	---	74.00	54.00	-27.11	260	100
5002.0040	47.94	46.28	4.92	52.86	51.20	74.00	54.00	-2.80	220	100
7386.0000	40.84	---	6.84	47.68	---	74.00	54.00	-26.32	300	100
9848.0000	33.28	---	9.77	43.05	---	74.00	54.00	-30.95	230	100
12310.0000	33.41	---	14.27	47.68	---	74.00	54.00	-26.32	120	100



Worldwide Testing Services(Taiwan) Co., Ltd.

Registration number: W6D21109-11842-C-1

FCC ID: YV8-DA1101

Polarization: Vertical

Frequency (MHz)	Reading (dBuV)	Detector	Factor (dB)	Result (dBuV/m)	Limit (dBuV/m)	Margin (dB)	Table Degree (Deg.)	Ant. High (cm)
172.8456	19.35	peak	14.34	33.69	43.50	-9.81	170	100
985.9720	5.77	peak	26.66	32.43	54.00	-21.57	50	100

Frequency (MHz)	Reading (dBuV)		Factor (dB) Corr.	Result @3m (dBuV/m)		Limit @3m (dBuV/m)		Margin (dB)	Table Degree (Deg.)	Ant. High (cm)
	Peak	Ave.		Peak	Ave.	Peak	Ave.			
4924.0000	41.41	---	4.68	46.09	---	74.00	54.00	-27.91	60	100
5002.0040	46.06	---	4.92	50.98	---	74.00	54.00	-23.02	230	100
7386.0000	40.95	---	6.84	47.79	---	74.00	54.00	-26.21	170	100
9848.0000	32.68	---	9.77	42.45	---	74.00	54.00	-31.55	230	100
12310.0000	32.89	---	14.27	47.16	---	74.00	54.00	-26.84	110	100

Mode: 802.11n 40 MHz CH1

Polarization: Horizontal

Frequency (MHz)	Reading (dBuV)	Detector	Factor (dB)	Result (dBuV/m)	Limit (dBuV/m)	Margin (dB)	Table Degree (Deg.)	Ant. High (cm)
171.7635	12.24	peak	14.43	26.67	43.50	-16.83	110	100
991.5832	4.86	peak	26.67	31.53	54.00	-22.47	205	100

Frequency (MHz)	Reading (dBuV)		Factor (dB) Corr.	Result @3m (dBuV/m)		Limit @3m (dBuV/m)		Margin (dB)	Table Degree (Deg.)	Ant. High (cm)
	Peak	Ave.		Peak	Ave.	Peak	Ave.			
4844.0000	41.29	---	4.58	45.87	---	74.00	54.00	-28.13	120	100
5002.0040	45.48	---	4.92	50.40	---	74.00	54.00	-23.60	230	100
7266.0000	39.85	---	6.94	46.79	---	74.00	54.00	-27.21	50	100
9688.0000	33.58	---	9.51	43.09	---	74.00	54.00	-30.91	230	100
12110.0000	31.56	---	14.00	45.56	---	74.00	54.00	-28.44	60	100

Polarization: Vertical

Frequency (MHz)	Reading (dBuV)	Detector	Factor (dB)	Result (dBuV/m)	Limit (dBuV/m)	Margin (dB)	Table Degree (Deg.)	Ant. High (cm)
172.3046	18.01	peak	14.38	32.39	43.50	-11.11	170	100
966.3327	5.76	peak	26.59	32.35	54.00	-21.65	300	100



Worldwide Testing Services(Taiwan) Co., Ltd.

Registration number: W6D21109-11842-C-1

FCC ID: YV8-DA1101

Frequency (MHz)	Reading (dBuV)		Factor (dB) Corr.	Result @3m (dBuV/m)		Limit @3m (dBuV/m)		Margin (dB)	Table Degree (Deg.)	Ant. High (cm)
	Peak	Ave.		Peak	Ave.	Peak	Ave.			
4844.0000	41.11	---	4.58	45.69	---	74.00	54.00	-28.31	120	100
5002.0040	44.99	---	4.92	49.91	---	74.00	54.00	-24.09	230	100
7266.0000	39.75	---	6.94	46.69	---	74.00	54.00	-27.31	60	100
9688.0000	34.94	---	9.51	44.45	---	74.00	54.00	-29.55	230	100
12110.0000	32.35	---	14.00	46.35	---	74.00	54.00	-27.65	50	100

Mode: 802.11n 40 MHz CH4

Polarization: Horizontal

Frequency (MHz)	Reading (dBuV)	Detector	Factor (dB)	Result (dBuV/m)	Limit (dBuV/m)	Margin (dB)	Table Degree (Deg.)	Ant. High (cm)
172.3046	13.42	peak	14.38	27.80	43.50	-15.70	260	100
973.3467	5.75	peak	26.61	32.36	54.00	-21.64	260	100

Frequency (MHz)	Reading (dBuV)		Factor (dB) Corr.	Result @3m (dBuV/m)		Limit @3m (dBuV/m)		Margin (dB)	Table Degree (Deg.)	Ant. High (cm)
	Peak	Ave.		Peak	Ave.	Peak	Ave.			
4874.0000	40.76	---	4.59	45.35	---	74.00	54.00	-28.65	110	100
5002.0040	44.13	---	4.92	49.05	---	74.00	54.00	-24.95	230	100
7311.0000	40.60	---	6.93	47.53	---	74.00	54.00	-26.47	170	100
9748.0000	34.29	---	9.63	43.92	---	74.00	54.00	-30.08	230	100
12185.0000	31.90	---	14.66	46.56	---	74.00	54.00	-27.44	55	100

Polarization: Vertical

Frequency (MHz)	Reading (dBuV)	Detector	Factor (dB)	Result (dBuV/m)	Limit (dBuV/m)	Margin (dB)	Table Degree (Deg.)	Ant. High (cm)
172.3046	17.09	peak	14.38	31.47	43.50	-12.03	230	100
971.9440	5.66	peak	26.61	32.27	54.00	-21.73	170	100

Frequency (MHz)	Reading (dBuV)		Factor (dB) Corr.	Result @3m (dBuV/m)		Limit @3m (dBuV/m)		Margin (dB)	Table Degree (Deg.)	Ant. High (cm)
	Peak	Ave.		Peak	Ave.	Peak	Ave.			
4874.0000	42.26	---	4.59	46.85	---	74.00	54.00	-27.15	220	100
5002.0040	46.46	---	4.92	51.38	---	74.00	54.00	-22.62	130	100
7311.0000	41.03	---	6.93	47.96	---	74.00	54.00	-26.04	80	100
9748.0000	33.62	---	9.63	43.25	---	74.00	54.00	-30.75	230	100
12185.0000	31.45	---	14.66	46.11	---	74.00	54.00	-27.89	130	100



Worldwide Testing Services(Taiwan) Co., Ltd.

Registration number: W6D21109-11842-C-1

FCC ID: YV8-DA1101

Mode: 802.11n 40 MHz CH7

Polarization: Horizontal

Frequency (MHz)	Reading (dBuV)	Detector	Factor (dB)	Result (dBuV/m)	Limit (dBuV/m)	Margin (dB)	Table Degree (Deg.)	Ant. High (cm)
171.7635	10.92	peak	14.43	25.35	43.50	-18.15	220	100
971.9440	4.90	peak	26.61	31.51	54.00	-22.49	160	100

Frequency (MHz)	Reading (dBuV)		Factor (dB) Corr.	Result @3m (dBuV/m)		Limit @3m (dBuV/m)		Margin (dB)	Table Degree (Deg.)	Ant. High (cm)
	Peak	Ave.		Peak	Ave.	Peak	Ave.			
4904.0000	41.52	---	4.61	46.13	---	74.00	54.00	-27.87	180	100
5002.0040	44.94	---	4.92	49.86	---	74.00	54.00	-24.14	220	100
7356.0000	39.49	---	6.87	46.36	---	74.00	54.00	-27.64	210	100
9808.0000	35.01	---	9.75	44.76	---	74.00	54.00	-29.24	230	100
12260.0000	32.42	---	14.47	46.89	---	74.00	54.00	-27.11	110	100

Polarization: Vertical

Frequency (MHz)	Reading (dBuV)	Detector	Factor (dB)	Result (dBuV/m)	Limit (dBuV/m)	Margin (dB)	Table Degree (Deg.)	Ant. High (cm)
172.3046	17.52	peak	14.38	31.90	43.50	-11.60	250	100
987.3747	5.96	peak	26.66	32.62	54.00	-21.38	270	100

Frequency (MHz)	Reading (dBuV)		Factor (dB) Corr.	Result @3m (dBuV/m)		Limit @3m (dBuV/m)		Margin (dB)	Table Degree (Deg.)	Ant. High (cm)
	Peak	Ave.		Peak	Ave.	Peak	Ave.			
4904.0000	41.72	---	4.61	46.33	---	74.00	54.00	-27.67	110	100
5002.0040	46.85	---	4.92	51.77	---	74.00	54.00	-22.23	230	100
7356.0000	40.66	---	6.87	47.53	---	74.00	54.00	-26.47	60	100
9808.0000	34.31	---	9.75	44.06	---	74.00	54.00	-29.94	230	100
12260.0000	31.79	---	14.47	46.26	---	74.00	54.00	-27.74	110	100



Worldwide Testing Services(Taiwan) Co., Ltd.

Registration number: W6D21109-11842-C-1

FCC ID: YV8-DA1101

Antenna B

Model: DA1101 Date: 2011/9/23
 Mode: 802.11B CH1 Temperature: 24°C
 Polarization: Horizontal Humidity: 60% Engineer: Addison

Frequency (MHz)	Reading (dBuV)	Detector	Factor (dB)	Result (dBuV/m)	Limit (dBuV/m)	Margin (dB)	Table Degree (Deg.)	Ant. High (cm)
166.8938	8.78	peak	14.74	23.52	43.50	-19.98	270	100
401.0020	12.08	peak	17.30	29.38	46.00	-16.62	270	120

Frequency (MHz)	Reading (dBuV) Peak Ave.		Factor (dB) Corr.	Result @3m (dBuV/m) Peak Ave.		Limit @3m (dBuV/m) Peak Ave.		Margin (dB)	Table Degree (Deg.)	Ant. High (cm)
4824.0000	41.49	---	4.57	46.06	---	74.00	54.00	-27.94	230	100
7236.0000	40.71	---	6.93	47.64	---	74.00	54.00	-26.36	60	100
9648.0000	34.99	---	9.49	44.48	---	74.00	54.00	-29.52	220	100
12060.0000	34.56	---	13.62	48.18	---	74.00	54.00	-25.82	30	100

Polarization: Vertical

Frequency (MHz)	Reading (dBuV)	Detector	Factor (dB)	Result (dBuV/m)	Limit (dBuV/m)	Margin (dB)	Table Degree (Deg.)	Ant. High (cm)
172.3046	21.90	peak	14.38	36.28	43.50	-7.22	130	100
401.0020	14.02	peak	17.30	31.32	46.00	-14.68	250	130

Frequency (MHz)	Reading (dBuV) Peak Ave.		Factor (dB) Corr.	Result @3m (dBuV/m) Peak Ave.		Limit @3m (dBuV/m) Peak Ave.		Margin (dB)	Table Degree (Deg.)	Ant. High (cm)
4824.0000	42.12	---	4.57	46.69	---	74.00	54.00	-27.31	80	100
5002.0040	46.22	---	4.92	51.14	---	74.00	54.00	-22.86	120	100
7236.0000	41.08	---	6.93	48.01	---	74.00	54.00	-25.99	160	100
9648.0000	34.03	---	9.49	43.52	---	74.00	54.00	-30.48	220	100
12060.0000	32.99	---	13.62	46.61	---	74.00	54.00	-27.39	30	100

Mode: 802.11B CH6

Polarization: Horizontal

Frequency (MHz)	Reading (dBuV)	Detector	Factor (dB)	Result (dBuV/m)	Limit (dBuV/m)	Margin (dB)	Table Degree (Deg.)	Ant. High (cm)
166.8938	8.56	peak	14.74	23.30	43.50	-20.20	170	100
401.0020	11.30	peak	17.30	28.60	46.00	-17.40	280	100



Worldwide Testing Services(Taiwan) Co., Ltd.

Registration number: W6D21109-11842-C-1

FCC ID: YV8-DA1101

Frequency (MHz)	Reading (dBuV)		Factor (dB) Corr.	Result @3m (dBuV/m)		Limit @3m (dBuV/m)		Margin (dB)	Table Degree (Deg.)	Ant. High (cm)
	Peak	Ave.		Peak	Ave.	Peak	Ave.			
4874.0000	41.49	---	4.59	46.08	---	74.00	54.00	-27.92	60	100
5002.0040	44.27	---	4.92	49.19	---	74.00	54.00	-24.81	220	100
7311.0000	41.36	---	6.93	48.29	---	74.00	54.00	-25.71	120	100
9748.0000	35.00	---	9.63	44.63	---	74.00	54.00	-29.37	250	100
12185.0000	32.44	---	14.66	47.1	---	74.00	54.00	-26.9	40	100

Polarization: Vertical

Frequency (MHz)	Reading (dBuV)	Detector	Factor (dB)	Result (dBuV/m)	Limit (dBuV/m)	Margin (dB)	Table Degree (Deg.)	Ant. High (cm)
172.8456	23.37	peak	14.34	37.71	43.50	-5.79	250	170
401.0020	14.20	peak	17.30	31.50	46.00	-14.50	240	100

Frequency (MHz)	Reading (dBuV)		Factor (dB) Corr.	Result @3m (dBuV/m)		Limit @3m (dBuV/m)		Margin (dB)	Table Degree (Deg.)	Ant. High (cm)
	Peak	Ave.		Peak	Ave.	Peak	Ave.			
4874.0000	40.76	---	4.59	45.35	---	74.00	54.00	-28.65	50	100
4993.9880	45.97	---	4.90	50.87	---	74.00	54.00	-23.13	230	100
7311.0000	40.42	---	6.93	47.35	---	74.00	54.00	-26.65	120	100
9748.0000	34.57	---	9.63	44.20	---	74.00	54.00	-29.80	240	100
12185.0000	32.06	---	14.66	46.72	---	74.00	54.00	-27.28	70	100

Mode: 802.11B CH11

Polarization: Horizontal

Frequency (MHz)	Reading (dBuV)	Detector	Factor (dB)	Result (dBuV/m)	Limit (dBuV/m)	Margin (dB)	Table Degree (Deg.)	Ant. High (cm)
166.8938	10.44	peak	14.74	25.18	43.50	-18.32	170	100
401.0020	11.36	peak	17.30	28.66	46.00	-17.34	190	100

Frequency (MHz)	Reading (dBuV)		Factor (dB) Corr.	Result @3m (dBuV/m)		Limit @3m (dBuV/m)		Margin (dB)	Table Degree (Deg.)	Ant. High (cm)
	Peak	Ave.		Peak	Ave.	Peak	Ave.			
4924.0000	41.64	---	4.68	46.32	---	74.00	54.00	-27.68	230	100
7386.0000	40.69	---	6.84	47.53	---	74.00	54.00	-26.47	110	100
9848.0000	34.56	---	9.77	44.33	---	74.00	54.00	-29.67	110	100
12310.0000	31.80	---	14.27	46.07	---	74.00	54.00	-27.93	60	100



Worldwide Testing Services(Taiwan) Co., Ltd.

Registration number: W6D21109-11842-C-1

FCC ID: YV8-DA1101

Polarization: Vertical

Frequency (MHz)	Reading (dBuV)	Detector	Factor (dB)	Result (dBuV/m)	Limit (dBuV/m)	Margin (dB)	Table Degree (Deg.)	Ant. High (cm)
166.3527	16.46	peak	14.77	31.23	43.50	-12.27	230	100
401.0020	14.77	peak	17.30	32.07	46.00	-13.93	220	130

Frequency (MHz)	Reading (dBuV)		Factor (dB) Corr.	Result @3m (dBuV/m)		Limit @3m (dBuV/m)		Margin (dB)	Table Degree (Deg.)	Ant. High (cm)
	Peak	Ave.		Peak	Ave.	Peak	Ave.			
4924.0000	40.99	---	4.68	45.67	---	74.00	54.00	-28.33	30	100
5002.0040	46.86	---	4.92	51.78	---	74.00	54.00	-22.22	210	100
7386.0000	39.84	---	6.84	46.68	---	74.00	54.00	-27.32	190	100
9848.0000	33.09	---	9.77	42.86	---	74.00	54.00	-31.14	220	100
12310.0000	32.43	---	14.27	46.7	---	74.00	54.00	-27.3	105	100

Mode: 802.11G CH1

Polarization: Horizontal

Frequency (MHz)	Reading (dBuV)	Detector	Factor (dB)	Result (dBuV/m)	Limit (dBuV/m)	Margin (dB)	Table Degree (Deg.)	Ant. High (cm)
250.2204	10.91	peak	13.46	24.37	46.00	-21.63	170	100
401.0020	11.40	peak	17.30	28.70	46.00	-17.30	160	100

Frequency (MHz)	Reading (dBuV)		Factor (dB) Corr.	Result @3m (dBuV/m)		Limit @3m (dBuV/m)		Margin (dB)	Table Degree (Deg.)	Ant. High (cm)
	Peak	Ave.		Peak	Ave.	Peak	Ave.			
4824.0000	42.14	---	4.57	46.71	---	74.00	54.00	-27.29	330	100
5002.0040	45.72	---	4.92	50.64	---	74.00	54.00	-23.36	210	100
7386.0000	40.68	---	6.84	47.52	---	74.00	54.00	-26.48	50	100
9848.0000	34.52	---	9.77	44.29	---	74.00	54.00	-29.71	220	100
12310.0000	32.23	---	14.27	46.50	---	74.00	54.00	-27.5	130	100

Polarization: Vertical

Frequency (MHz)	Reading (dBuV)	Detector	Factor (dB)	Result (dBuV/m)	Limit (dBuV/m)	Margin (dB)	Table Degree (Deg.)	Ant. High (cm)
172.8456	22.65	peak	14.34	36.99	43.50	-6.51	250	100
401.0020	14.97	peak	17.30	32.27	46.00	-13.73	260	100



Worldwide Testing Services(Taiwan) Co., Ltd.

Registration number: W6D21109-11842-C-1

FCC ID: YV8-DA1101

Frequency (MHz)	Reading (dBuV)		Factor (dB) Corr.	Result @3m (dBuV/m)		Limit @3m (dBuV/m)		Margin (dB)	Table Degree (Deg.)	Ant. High (cm)
	Peak	Ave.		Peak	Ave.	Peak	Ave.			
4824.0000	41.31	---	4.57	45.88	---	74.00	54.00	-28.12	140	100
5002.0040	46.79	---	4.92	51.71	---	74.00	54.00	-22.29	220	100
7236.0000	40.06	---	6.93	46.99	---	74.00	54.00	-27.01	60	100
9648.0000	34.31	---	9.49	43.80	---	74.00	54.00	-30.2	230	100
12060.0000	32.25	---	13.62	45.87	---	74.00	54.00	-28.13	110	100

Mode: 802.11G CH6

Polarization: Horizontal

Frequency (MHz)	Reading (dBuV)	Detector	Factor (dB)	Result (dBuV/m)	Limit (dBuV/m)	Margin (dB)	Table Degree (Deg.)	Ant. High (cm)
166.8938	8.80	peak	14.74	23.54	43.50	-19.96	250	100
401.0020	11.47	peak	17.30	28.77	46.00	-17.23	150	100

Frequency (MHz)	Reading (dBuV)		Factor (dB) Corr.	Result @3m (dBuV/m)		Limit @3m (dBuV/m)		Margin (dB)	Table Degree (Deg.)	Ant. High (cm)
	Peak	Ave.		Peak	Ave.	Peak	Ave.			
4874.0000	41.98	---	4.59	46.57	---	74.00	54.00	-27.43	80	100
5002.0040	46.34	---	4.92	51.26	---	74.00	54.00	-22.74	220	100
7311.0000	39.87	---	6.93	46.80	---	74.00	54.00	-27.20	130	100
9748.0000	33.48	---	9.63	43.11	---	74.00	54.00	-30.89	230	100
12185.0000	31.92	---	14.66	46.58	---	74.00	54.00	-27.42	290	100

Polarization: Vertical

Frequency (MHz)	Reading (dBuV)	Detector	Factor (dB)	Result (dBuV/m)	Limit (dBuV/m)	Margin (dB)	Table Degree (Deg.)	Ant. High (cm)
166.3527	21.33	peak	14.77	36.10	43.50	-7.40	160	100
401.0020	15.83	peak	17.30	33.13	46.00	-12.87	270	120

Frequency (MHz)	Reading (dBuV)		Factor (dB) Corr.	Result @3m (dBuV/m)		Limit @3m (dBuV/m)		Margin (dB)	Table Degree (Deg.)	Ant. High (cm)
	Peak	Ave.		Peak	Ave.	Peak	Ave.			
4874.0000	41.63	---	4.59	46.22	---	74.00	54.00	-27.78	220	100
5002.0040	48.13	45.07	4.92	53.05	49.99	74.00	54.00	-4.01	110	100
7311.0000	40.55	---	6.93	47.48	---	74.00	54.00	-26.52	60	100
9748.0000	33.91	---	9.63	43.54	---	74.00	54.00	-30.46	130	100
12185.0000	32.04	---	14.66	46.70	---	74.00	54.00	-27.3	280	100



Worldwide Testing Services(Taiwan) Co., Ltd.

Registration number: W6D21109-11842-C-1

FCC ID: YV8-DA1101

Mode: 802.11G CH11

Polarization: Horizontal

Frequency (MHz)	Reading (dBuV)	Detector	Factor (dB)	Result (dBuV/m)	Limit (dBuV/m)	Margin (dB)	Table Degree (Deg.)	Ant. High (cm)
166.8938	16.53	peak	14.74	31.27	43.50	-12.23	180	100
401.0020	10.94	peak	17.30	28.24	46.00	-17.76	220	100

Frequency (MHz)	Reading (dBuV)		Factor (dB) Corr.	Result @3m (dBuV/m)		Limit @3m (dBuV/m)		Margin (dB)	Table Degree (Deg.)	Ant. High (cm)
	Peak	Ave.		Peak	Ave.	Peak	Ave.			
4924.0000	41.29	---	4.68	45.97	---	74.00	54.00	-28.03	210	100
4993.9880	47.73	44.57	4.90	52.63	49.47	74.00	54.00	-4.53	280	100
7386.0000	40.15	---	6.84	46.99	---	74.00	54.00	-27.01	60	100
9848.0000	34.28	---	9.77	44.05	---	74.00	54.00	-29.95	220	100
12310.0000	34.39	---	14.27	48.66	---	74.00	54.00	-25.34	120	100

Polarization: Vertical

Frequency (MHz)	Reading (dBuV)	Detector	Factor (dB)	Result (dBuV/m)	Limit (dBuV/m)	Margin (dB)	Table Degree (Deg.)	Ant. High (cm)
172.8456	22.61	peak	14.34	36.95	43.50	-6.55	240	100
401.0020	14.48	peak	17.30	31.78	46.00	-14.22	180	100

Frequency (MHz)	Reading (dBuV)		Factor (dB) Corr.	Result @3m (dBuV/m)		Limit @3m (dBuV/m)		Margin (dB)	Table Degree (Deg.)	Ant. High (cm)
	Peak	Ave.		Peak	Ave.	Peak	Ave.			
4924.0000	41.25	---	4.68	45.93	---	74.00	54.00	-28.07	105	100
5002.0040	46.47	---	4.92	51.39	---	74.00	54.00	-22.61	210	100
7386.0000	40.47	---	6.84	47.31	---	74.00	54.00	-26.69	50	100
9748.0000	33.67	---	9.63	43.30	---	74.00	54.00	-30.70	230	100
12185.0000	33.50	---	14.66	48.16	---	74.00	54.00	-25.84	110	100

Mode: 802.11n 20 MHz CH1

Polarization: Horizontal

Frequency (MHz)	Reading (dBuV)	Detector	Factor (dB)	Result (dBuV/m)	Limit (dBuV/m)	Margin (dB)	Table Degree (Deg.)	Ant. High (cm)
120.3607	14.00	peak	13.09	27.09	43.50	-16.41	150	100
608.6172	2.42	peak	21.69	24.11	46.00	-21.89	250	130



Worldwide Testing Services(Taiwan) Co., Ltd.

Registration number: W6D21109-11842-C-1

FCC ID: YV8-DA1101

Frequency (MHz)	Reading (dBuV)		Factor (dB) Corr.	Result @3m (dBuV/m)		Limit @3m (dBuV/m)		Margin (dB)	Table Degree (Deg.)	Ant. High (cm)
	Peak	Ave.		Peak	Ave.	Peak	Ave.			
4824.0000	41.22	---	4.57	45.79	---	74.00	54.00	-28.21	210	100
5002.0040	47.31	44.59	4.92	52.23	49.51	74.00	54.00	-4.49	140	100
7236.0000	40.23	---	6.93	47.16	---	74.00	54.00	-26.84	40	100
9648.0000	34.67	---	9.49	44.16	---	74.00	54.00	-29.84	70	100
12060.0000	31.50	---	13.62	45.12	---	74.00	54.00	-28.88	40	100

Polarization: Vertical

Frequency (MHz)	Reading (dBuV)	Detector	Factor (dB)	Result (dBuV/m)	Limit (dBuV/m)	Margin (dB)	Table Degree (Deg.)	Ant. High (cm)
110.6212	24.34	peak	12.12	36.46	43.50	-7.04	140	100
326.6533	11.30	peak	15.56	26.86	46.00	-19.14	210	160

Frequency (MHz)	Reading (dBuV)		Factor (dB) Corr.	Result @3m (dBuV/m)		Limit @3m (dBuV/m)		Margin (dB)	Table Degree (Deg.)	Ant. High (cm)
	Peak	Ave.		Peak	Ave.	Peak	Ave.			
4824.0000	42.49	---	4.57	47.06	---	74.00	54.00	-26.94	200	100
5002.0040	47.60	44.85	4.92	52.52	49.77	74.00	54.00	-4.23	130	100
7236.0000	40.76	---	6.93	47.69	---	74.00	54.00	-26.31	260	100
9648.0000	33.48	---	9.49	42.97	---	74.00	54.00	-31.03	200	100
12060.0000	32.59	---	13.62	46.21	---	74.00	54.00	-27.79	170	100

Mode: 802.11n 20 MHz CH6

Polarization: Horizontal

Frequency (MHz)	Reading (dBuV)	Detector	Factor (dB)	Result (dBuV/m)	Limit (dBuV/m)	Margin (dB)	Table Degree (Deg.)	Ant. High (cm)
112.2445	15.32	peak	12.28	27.60	43.50	-15.90	210	150
960.7214	6.33	peak	26.57	32.90	54.00	-21.10	290	120

Frequency (MHz)	Reading (dBuV)		Factor (dB) Corr.	Result @3m (dBuV/m)		Limit @3m (dBuV/m)		Margin (dB)	Table Degree (Deg.)	Ant. High (cm)
	Peak	Ave.		Peak	Ave.	Peak	Ave.			
4874.0000	41.49	---	4.59	46.08	---	74.00	54.00	-27.92	260	100
7311.0000	40.81	---	6.93	47.74	---	74.00	54.00	-26.26	50	100
9748.0000	34.44	---	9.63	44.07	---	74.00	54.00	-29.93	250	100
12185.0000	31.54	---	14.66	46.20	---	74.00	54.00	-27.80	80	100



Worldwide Testing Services(Taiwan) Co., Ltd.

Registration number: W6D21109-11842-C-1

FCC ID: YV8-DA1101

Polarization: Vertical

Frequency (MHz)	Reading (dBuV)	Detector	Factor (dB)	Result (dBuV/m)	Limit (dBuV/m)	Margin (dB)	Table Degree (Deg.)	Ant. High (cm)
111.7034	25.91	peak	12.23	38.14	43.50	-5.36	170	100
1000.0000	6.04	peak	26.70	32.74	54.00	-21.26	290	100

Frequency (MHz)	Reading (dBuV)		Factor (dB)	Result @3m (dBuV/m)		Limit @3m (dBuV/m)		Margin (dB)	Table Degree (Deg.)	Ant. High (cm)
	Peak	Ave.	Corr.	Peak	Ave.	Peak	Ave.			
4874.0000	41.82	---	4.59	46.41	---	74.00	54.00	-27.59	200	100
5002.0040	47.57	44.75	4.92	52.49	49.67	74.00	54.00	-4.33	120	100
7311.0000	40.07	---	6.93	47.00	---	74.00	54.00	-27.00	260	100
9748.0000	34.15	---	9.63	43.78	---	74.00	54.00	-30.22	250	100
12185.0000	32.74	---	14.66	47.40	---	74.00	54.00	-26.60	110	100

Mode: 802.11n 20 MHz CH11

Polarization: Horizontal

Frequency (MHz)	Reading (dBuV)	Detector	Factor (dB)	Result (dBuV/m)	Limit (dBuV/m)	Margin (dB)	Table Degree (Deg.)	Ant. High (cm)
110.0802	15.38	peak	12.07	27.45	43.50	-16.05	160	100
611.4228	2.12	peak	21.72	23.84	46.00	-22.16	150	100

Frequency (MHz)	Reading (dBuV)		Factor (dB)	Result @3m (dBuV/m)		Limit @3m (dBuV/m)		Margin (dB)	Table Degree (Deg.)	Ant. High (cm)
	Peak	Ave.	Corr.	Peak	Ave.	Peak	Ave.			
4924.0000	41.20	---	4.68	45.88	---	74.00	54.00	-28.12	300	100
7386.0000	41.07	---	6.84	47.91	---	74.00	54.00	-26.09	260	100
9848.0000	33.83	---	9.77	43.60	---	74.00	54.00	-30.40	40	100
12310.0000	32.69	---	14.27	46.96	---	74.00	54.00	-27.04	110	100

Polarization: Vertical

Frequency (MHz)	Reading (dBuV)	Detector	Factor (dB)	Result (dBuV/m)	Limit (dBuV/m)	Margin (dB)	Table Degree (Deg.)	Ant. High (cm)
111.7034	25.91	peak	12.23	38.14	43.50	-5.36	190	100
325.2505	9.64	peak	15.52	25.16	46.00	-20.84	190	100



Worldwide Testing Services(Taiwan) Co., Ltd.

Registration number: W6D21109-11842-C-1

FCC ID: YV8-DA1101

Frequency (MHz)	Reading (dBuV)		Factor (dB) Corr.	Result @3m (dBuV/m)		Limit @3m (dBuV/m)		Margin (dB)	Table Degree (Deg.)	Ant. High (cm)
	Peak	Ave.		Peak	Ave.	Peak	Ave.			
4924.0000	41.09	---	4.68	45.77	---	74.00	54.00	-28.23	230	100
5002.0040	47.50	44.58	4.92	52.42	49.50	74.00	54.00	-4.50	50	100
7386.0000	40.47	---	6.84	47.31	---	74.00	54.00	-26.69	170	100
9848.0000	33.76	---	9.77	43.53	---	74.00	54.00	-30.47	120	100
12310.0000	32.47	---	14.27	46.74	---	74.00	54.00	-27.26	50	100

Mode: 802.11n 40 MHz CH1

Polarization: Horizontal

Frequency (MHz)	Reading (dBuV)	Detector	Factor (dB)	Result (dBuV/m)	Limit (dBuV/m)	Margin (dB)	Table Degree (Deg.)	Ant. High (cm)
110.6212	15.54	peak	12.12	27.66	43.50	-15.84	230	100
960.7214	6.08	peak	26.57	32.65	54.00	-21.35	160	100

Frequency (MHz)	Reading (dBuV)		Factor (dB) Corr.	Result @3m (dBuV/m)		Limit @3m (dBuV/m)		Margin (dB)	Table Degree (Deg.)	Ant. High (cm)
	Peak	Ave.		Peak	Ave.	Peak	Ave.			
4844.0000	41.20	---	4.58	45.78	---	74.00	54.00	-28.22	260	100
7266.0000	40.13	---	6.94	47.07	---	74.00	54.00	-26.93	200	100
9688.0000	35.36	---	9.51	44.87	---	74.00	54.00	-29.13	105	100
12110.0000	31.32	---	14.00	45.32	---	74.00	54.00	-28.68	200	100

Polarization: Vertical

Frequency (MHz)	Reading (dBuV)	Detector	Factor (dB)	Result (dBuV/m)	Limit (dBuV/m)	Margin (dB)	Table Degree (Deg.)	Ant. High (cm)
111.7034	24.02	peak	12.23	36.25	43.50	-7.25	120	100
325.2505	11.41	peak	15.52	26.93	46.00	-19.07	190	100

Frequency (MHz)	Reading (dBuV)		Factor (dB) Corr.	Result @3m (dBuV/m)		Limit @3m (dBuV/m)		Margin (dB)	Table Degree (Deg.)	Ant. High (cm)
	Peak	Ave.		Peak	Ave.	Peak	Ave.			
4844.0000	41.26	---	4.58	45.84	---	74.00	54.00	-28.16	210	100
4993.9880	47.47	44.65	4.90	52.37	49.55	74.00	54.00	-4.45	110	100
7266.0000	40.19	---	6.94	47.13	---	74.00	54.00	-26.87	50	100
9688.0000	34.33	---	9.51	43.84	---	74.00	74.00	-30.16	260	100
12110.0000	32.27	---	14.00	46.27	---	74.00	54.00	-27.73	30	100



Worldwide Testing Services(Taiwan) Co., Ltd.

Registration number: W6D21109-11842-C-1

FCC ID: YV8-DA1101

Mode: 802.11n 40 MHz CH4

Polarization: Horizontal

Frequency (MHz)	Reading (dBuV)	Detector	Factor (dB)	Result (dBuV/m)	Limit (dBuV/m)	Margin (dB)	Table Degree (Deg.)	Ant. High (cm)
111.1623	14.95	peak	12.18	27.13	43.50	-16.37	150	100
611.4228	2.84	peak	21.72	24.56	46.00	-21.44	150	100

Frequency (MHz)	Reading (dBuV)		Factor (dB) Corr.	Result @3m (dBuV/m)		Limit @3m (dBuV/m)		Margin (dB)	Table Degree (Deg.)	Ant. High (cm)
	Peak	Ave.		Peak	Ave.	Peak	Ave.			
4874.0000	41.33	---	4.59	45.92	---	74.00	54.00	-28.08	260	100
4993.9880	43.88	---	4.90	48.78	---	74.00	54.00	-25.22	110	100
7311.0000	40.73	---	6.93	47.66	---	74.00	54.00	-26.34	80	100
9748.0000	33.96	---	9.63	43.59	---	74.00	54.00	-30.41	160	100
12185.0000	32.80	---	14.66	47.46	---	74.00	54.00	-26.54	220	100

Polarization: Vertical

Frequency (MHz)	Reading (dBuV)	Detector	Factor (dB)	Result (dBuV/m)	Limit (dBuV/m)	Margin (dB)	Table Degree (Deg.)	Ant. High (cm)
112.7856	23.96	peak	12.34	36.30	43.50	-7.20	120	100
960.7214	6.56	peak	26.57	33.13	54.00	-20.87	240	100

Frequency (MHz)	Reading (dBuV)		Factor (dB) Corr.	Result @3m (dBuV/m)		Limit @3m (dBuV/m)		Margin (dB)	Table Degree (Deg.)	Ant. High (cm)
	Peak	Ave.		Peak	Ave.	Peak	Ave.			
4874.0000	41.04	---	4.59	45.63	---	74.00	54.00	-28.37	230	100
4993.9880	46.00	---	4.90	50.90	---	74.00	54.00	-23.10	60	100
7311.0000	40.56	---	6.93	47.49	---	74.00	54.00	-26.51	130	100
9748.0000	33.88	---	9.63	43.51	---	74.00	54.00	-30.49	30	100
12185.0000	32.61	---	14.66	47.27	---	74.00	54.00	-26.73	120	100

Mode: 802.11n 40 MHz CH7

Polarization: Horizontal

Frequency (MHz)	Reading (dBuV)	Detector	Factor (dB)	Result (dBuV/m)	Limit (dBuV/m)	Margin (dB)	Table Degree (Deg.)	Ant. High (cm)
110.6212	15.22	peak	12.12	27.34	43.50	-16.16	160	100
997.1944	5.65	peak	26.69	32.34	54.00	-21.66	290	100



Worldwide Testing Services(Taiwan) Co., Ltd.

Registration number: W6D21109-11842-C-1

FCC ID: YV8-DA1101

Frequency (MHz)	Reading (dBuV) Peak Ave.		Factor (dB) Corr.	Result @3m (dBuV/m) Peak Ave.		Limit @3m (dBuV/m) Peak Ave.		Margin (dB)	Table Degree (Deg.)	Ant. High (cm)
4904.0000	41.67	---	4.61	46.28	---	74.00	54.00	-27.72	250	100
5002.0040	43.95	---	4.92	48.87	---	74.00	54.00	-25.13	30	100
7356.0000	39.52	---	6.87	46.39	---	74.00	54.00	-27.61	80	100
9808.0000	33.73	---	9.75	43.48	---	74.00	54.00	-30.52	130	100
12260.0000	31.16	---	14.47	45.63	---	74.00	54.00	-28.37	20	100

Polarization: Vertical

Frequency (MHz)	Reading (dBuV)	Detector	Factor (dB)	Result (dBuV/m)	Limit (dBuV/m)	Margin (dB)	Table Degree (Deg.)	Ant. High (cm)
111.7034	24.34	peak	12.23	36.57	43.50	-6.93	210	160
611.4228	2.30	peak	21.72	24.02	46.00	-21.98	190	100

Frequency (MHz)	Reading (dBuV) Peak Ave.		Factor (dB) Corr.	Result @3m (dBuV/m) Peak Ave.		Limit @3m (dBuV/m) Peak Ave.		Margin (dB)	Table Degree (Deg.)	Ant. High (cm)
4904.0000	41.68	---	4.61	46.29	---	74.00	54.00	-27.71	20	100
5002.0040	46.44	---	4.92	51.36	---	74.00	54.00	-22.64	110	100
7356.0000	40.28	---	6.87	47.15	---	74.00	54.00	-26.85	60	100
9808.0000	34.77	---	9.75	44.52	---	74.00	54.00	-29.48	230	100
12260.0000	30.81	---	14.47	45.28	---	74.00	54.00	-28.72	70	100

- Note**
1. Correction Factor = Antenna factor + Cable loss - Preamplifier
 2. The formula of measured value as: Test Result = Reading + Correction Factor
 3. Detector function in the form : PK = Peak, QP = Quasi Peak, AV = Average
 4. All not in the table noted test results are more than 20 dB below the relevant limits.
 5. See attached diagrams as Appendix.

TEST RESULT (Transmitter): The unit DOES meet the FCC requirements.

Test equipment used: ETSTW-RE 003, ETSTW-RE 004, ETSTW-RE 030,
ETSTW-RE 042, ETSTW-RE 043, ETSTW-RE 044

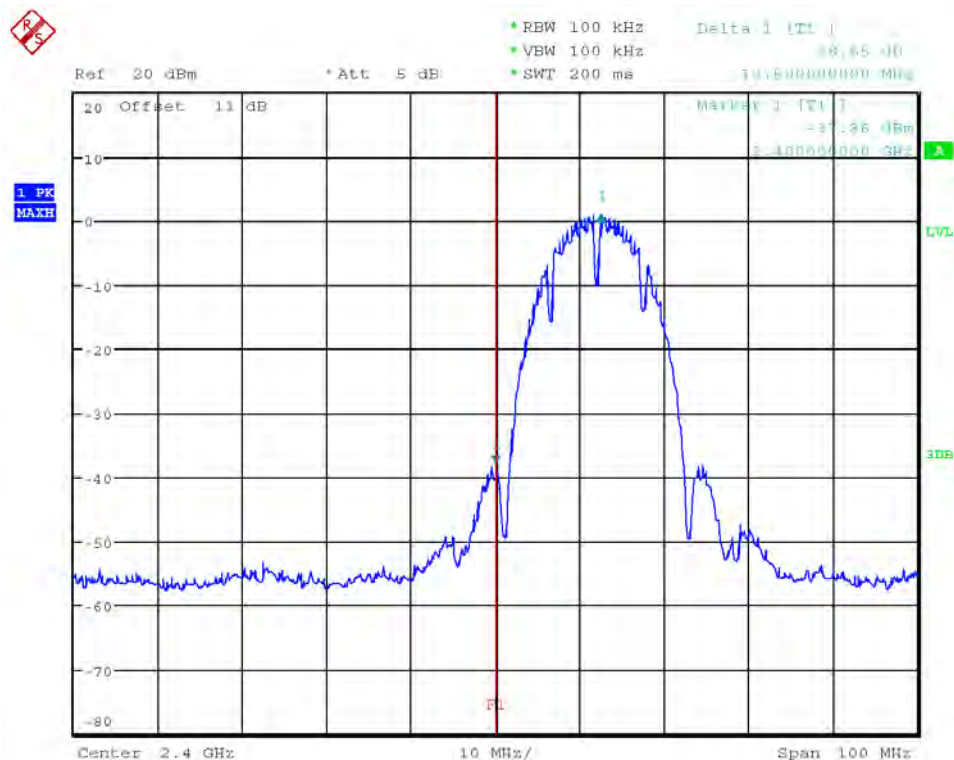
Registration number: W6D21109-11842-C-1

FCC ID: YV8-DA1101

3.6 Radiated Emission on the band edge

According to FCC rules part 15 subpart C §15.247(c) in any 100 kHz bandwidth outside the frequency band in which the intentional radiator is operating, the radio frequency power that is produced by the intentional radiator shall be at least 20dB below that in the 100 kHz bandwidth within the band that contains the highest level of the desired power, based on either an RF conducted or a radiated measurement. Attenuation below the general limits specified in § 15.209(a) is not required.

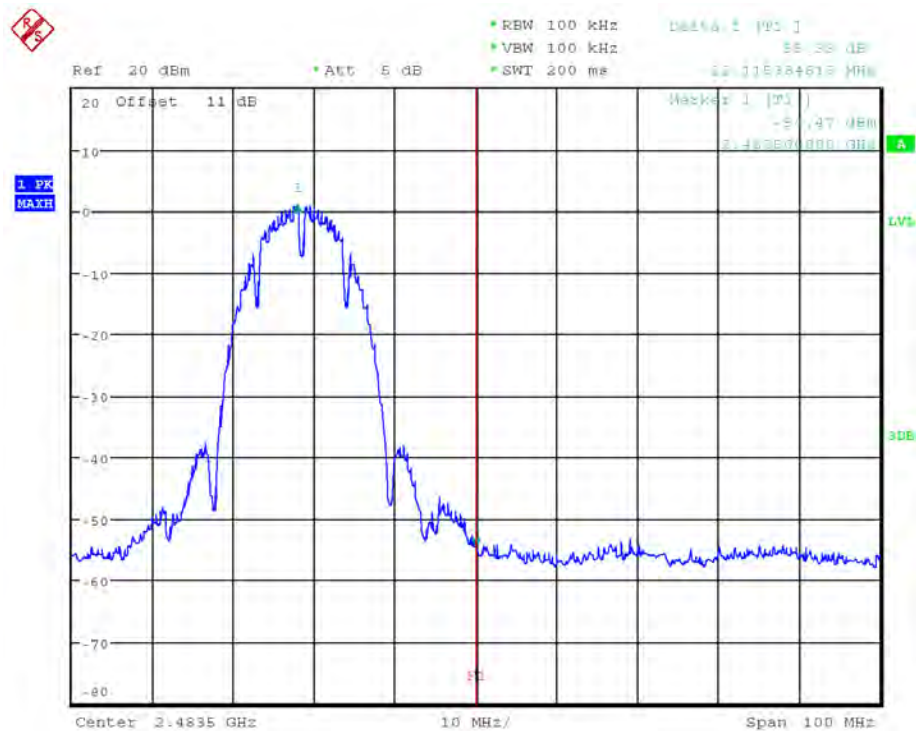
In addition radiated emission which fall in the restricted bands, as defined in section 15.205(a), must also with the radiated emission limits.





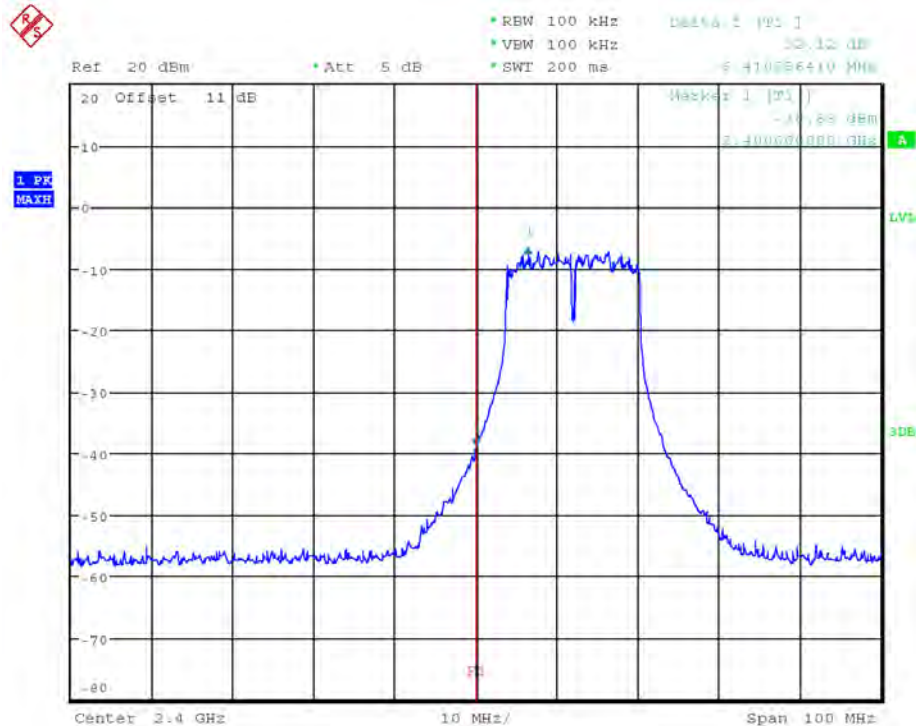
Registration number: W6D21109-11842-C-1

FCC ID: YV8-DA1101



BANDDGE 802.11b CH11

Date: 29.SEP.2011 18:33:47



BANDDGE 802.11g CH1

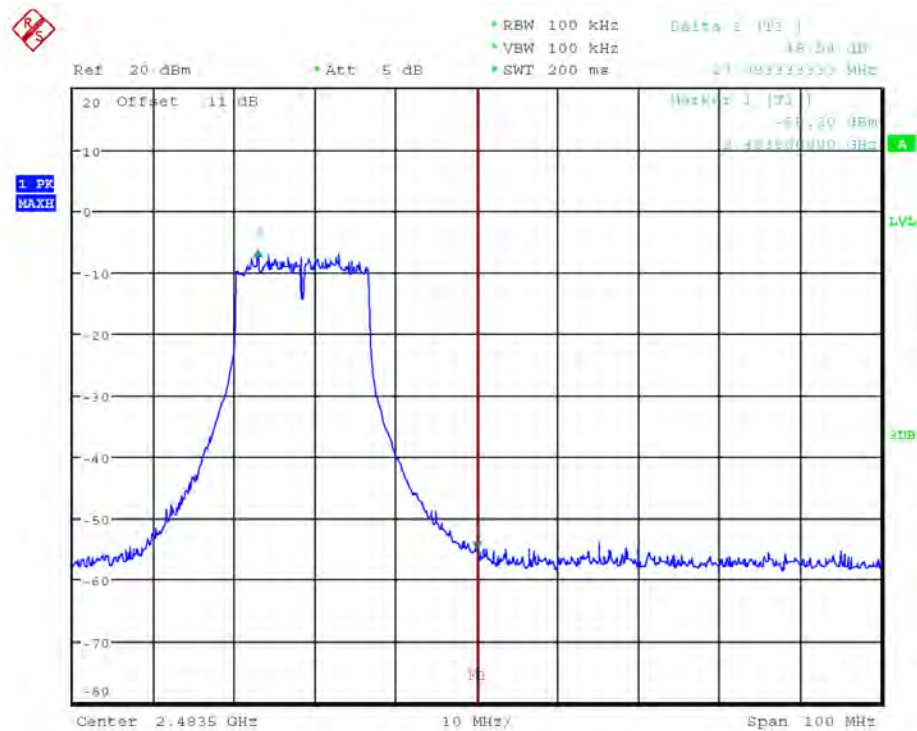
Date: 29.SEP.2011 18:34:43



Worldwide Testing Services(Taiwan) Co., Ltd.

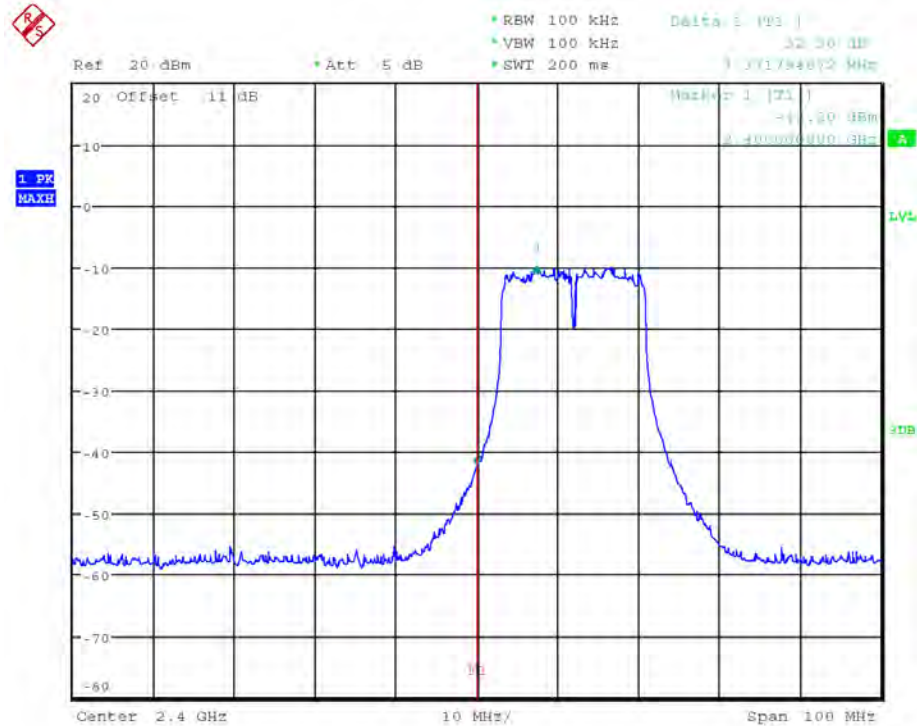
Registration number: W6D21109-11842-C-1

FCC ID: YV8-DA1101



BANDDGE 802.11g CH11

Date: 29.SEP.2011 18:31:31

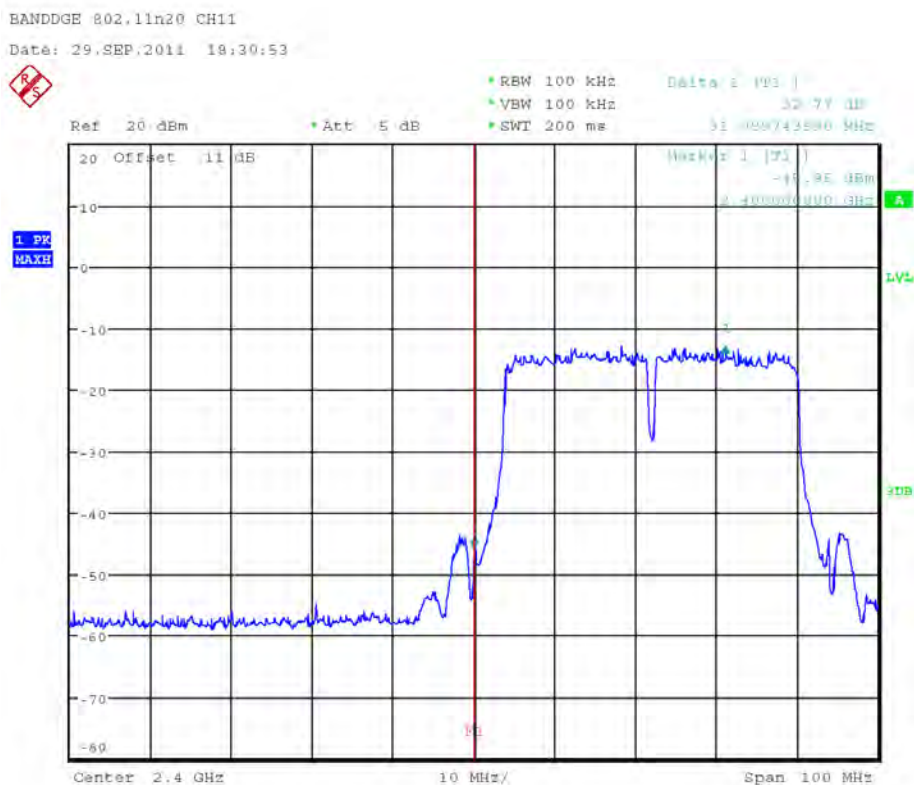


BANDDGE 802.11n20 CH1

Date: 29.SEP.2011 18:35:27



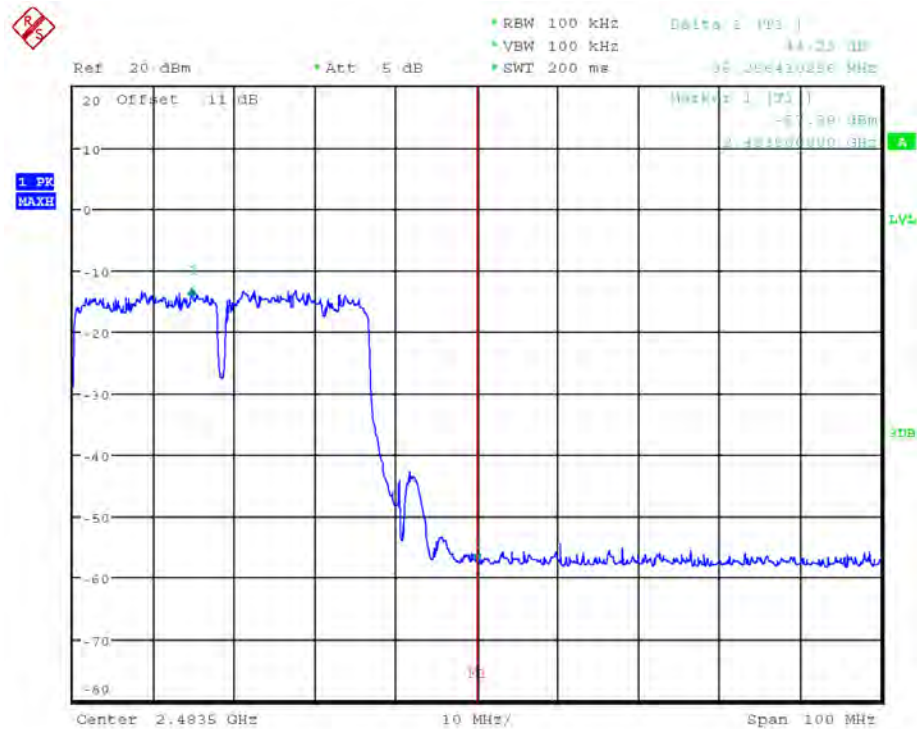
FCC ID: YV8-DA1101





Worldwide Testing Services(Taiwan) Co., Ltd.

Registration number: W6D21109-11842-C-1
FCC ID: YV8-DA1101



BANDDGE 802.11n40 CH7
Date: 29.SEP.2011 18:29:47

Limit:

Frequency Range / MHz	Limit
902 - 928	- 20 dB
2400 - 2483.5	
5725 - 5850	

Test equipment used: ETSTW-RE 055

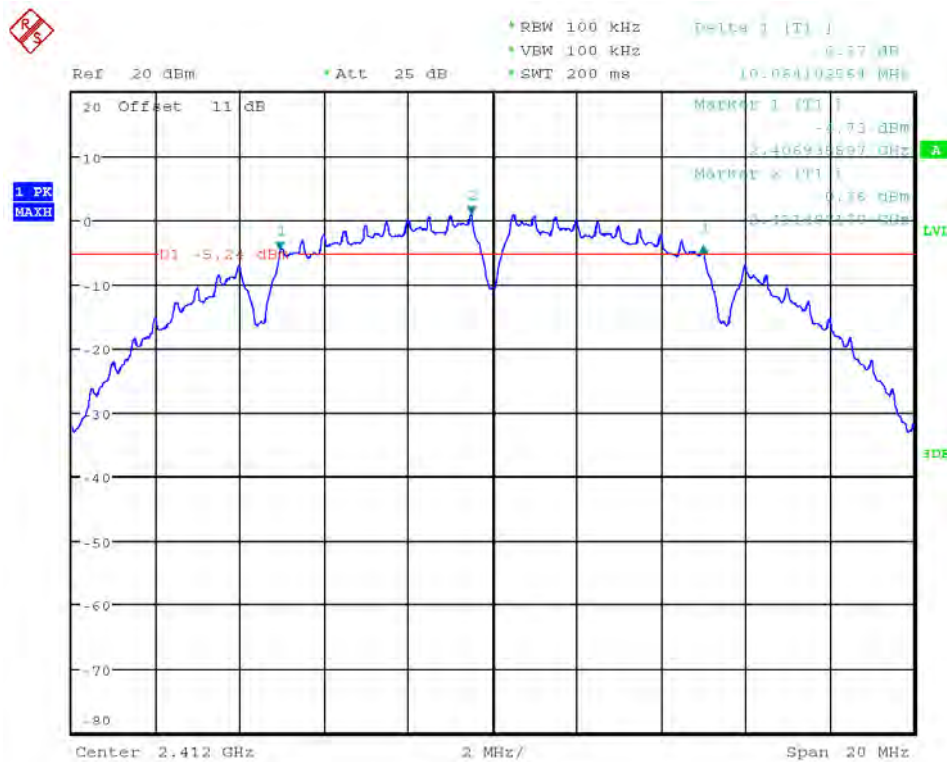
Registration number: W6D21109-11842-C-1

FCC ID: YV8-DA1101

3.7 Minimum 6 dB Bandwidth

The analyzer ResBW was set to 100 kHz. For each RF output channel investigated, the spectrum analyzer center frequency was set to the channel carrier. A PEAK reading was taken, two markers were set 6 dB below the maximum level on the right and the left side of the emission.

The 6 dB bandwidth is the frequency difference between the two markers.

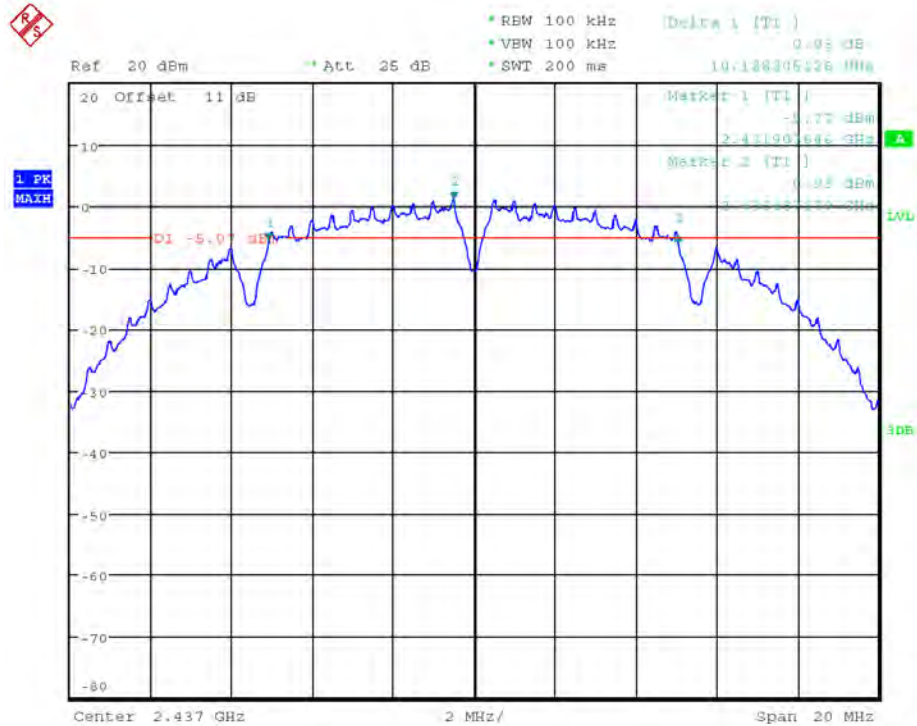


6dB BANDWIDTH 802.11b CH1
Date: 29.SEP.2011 17:54:05

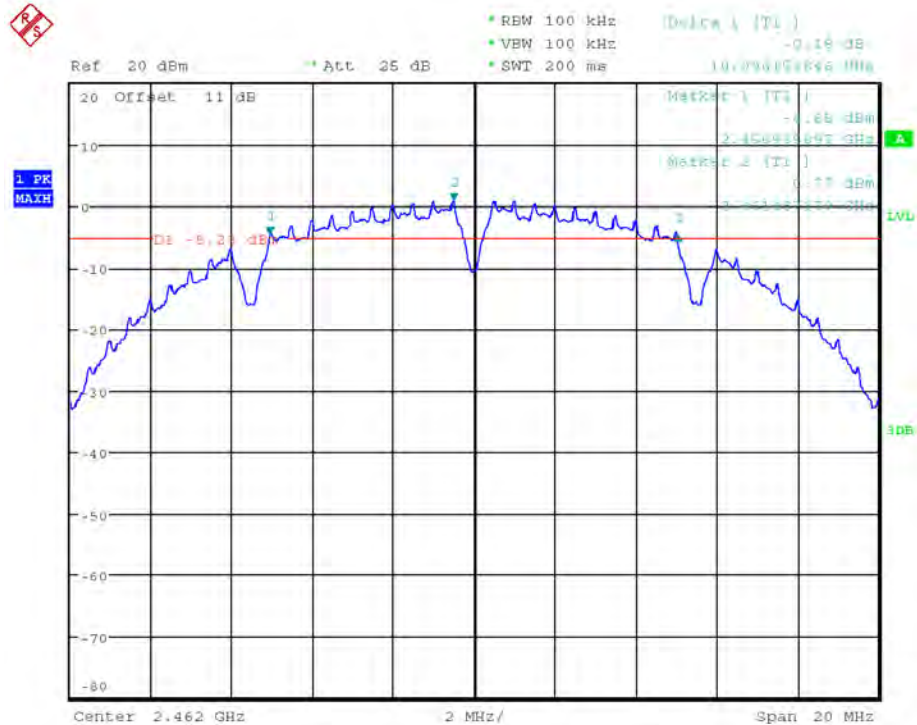


Worldwide Testing Services(Taiwan) Co., Ltd.

Registration number: W6D21109-11842-C-1
FCC ID: YV8-DA1101



6DB BANDWIDTH 802.11b CH6
Date: 29.SEP.2011 17:53:10



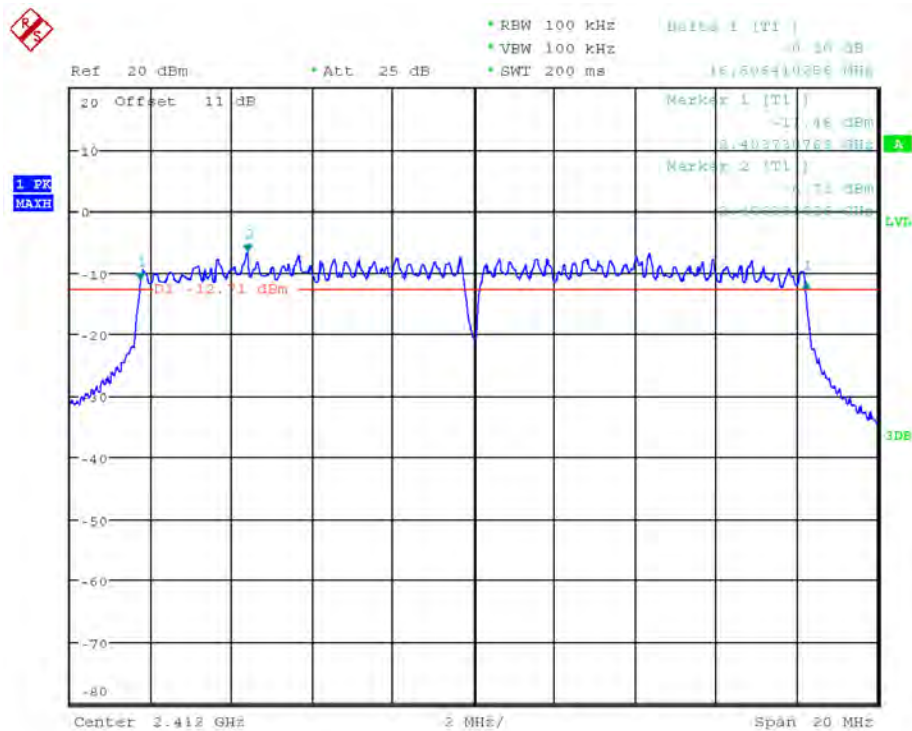
6DB BANDWIDTH 802.11b CH11
Date: 29.SEP.2011 17:52:05



Worldwide Testing Services(Taiwan) Co., Ltd.

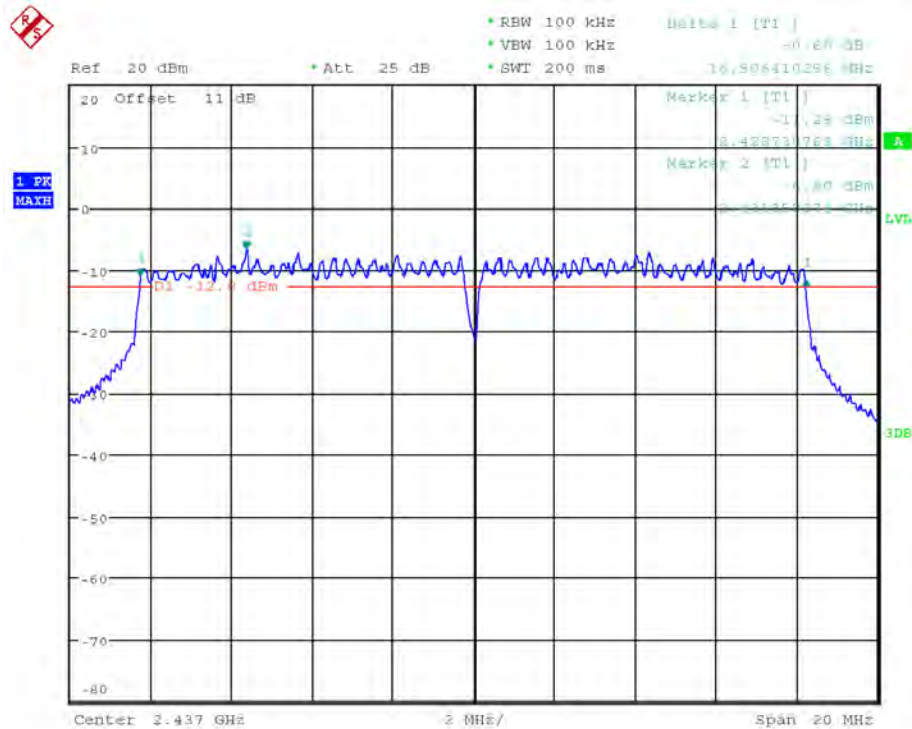
Registration number: W6D21109-11842-C-1

FCC ID: YV8-DA1101



6DB BANDWIDTH 802.11g CH1

Date: 29.SEP.2011 17:55:45



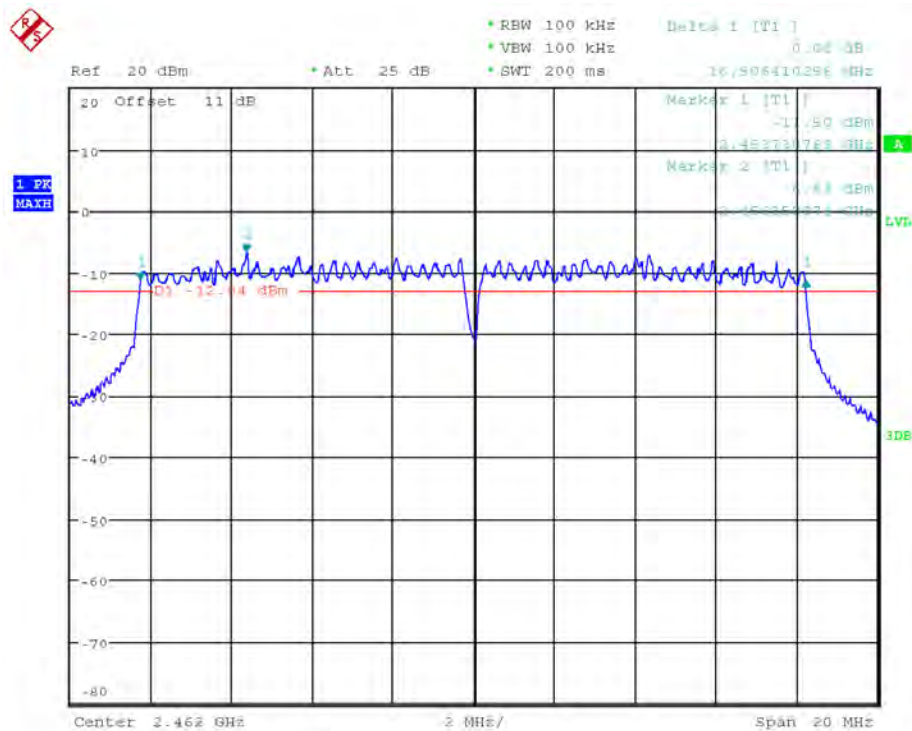
6DB BANDWIDTH 802.11g CH6

Date: 29.SEP.2011 17:56:54

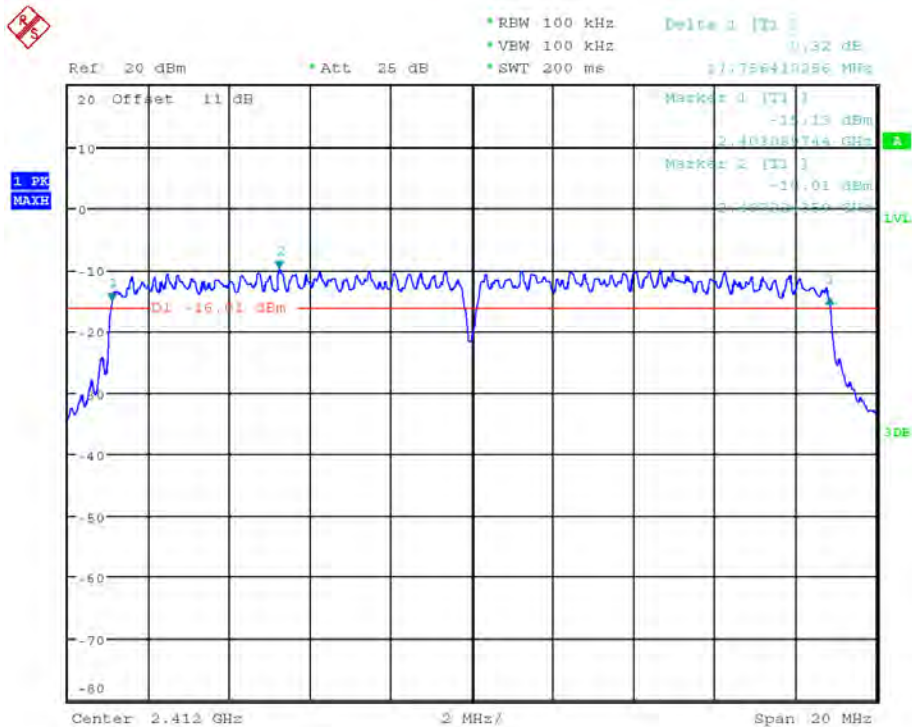


Registration number: W6D21109-11842-C-1

FCC ID: YV8-DA1101



6DB BANDWIDTH 802.11g CH11
Date: 29.SEP.2011 17:57:53

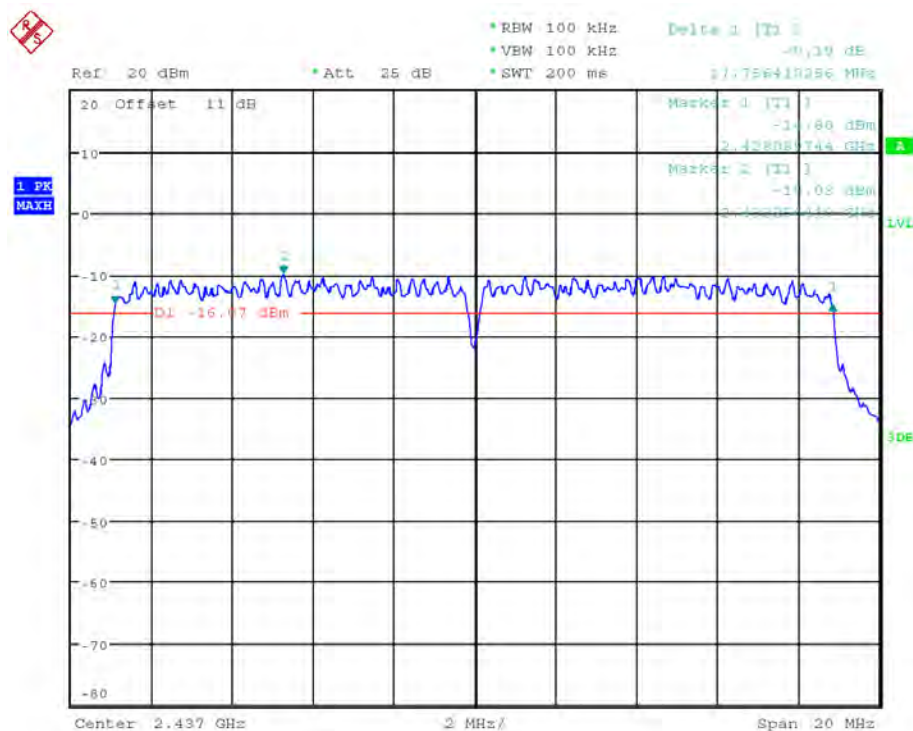


6DB BANDWIDTH 802.11n20 CH1
Date: 29.SEP.2011 18:09:14



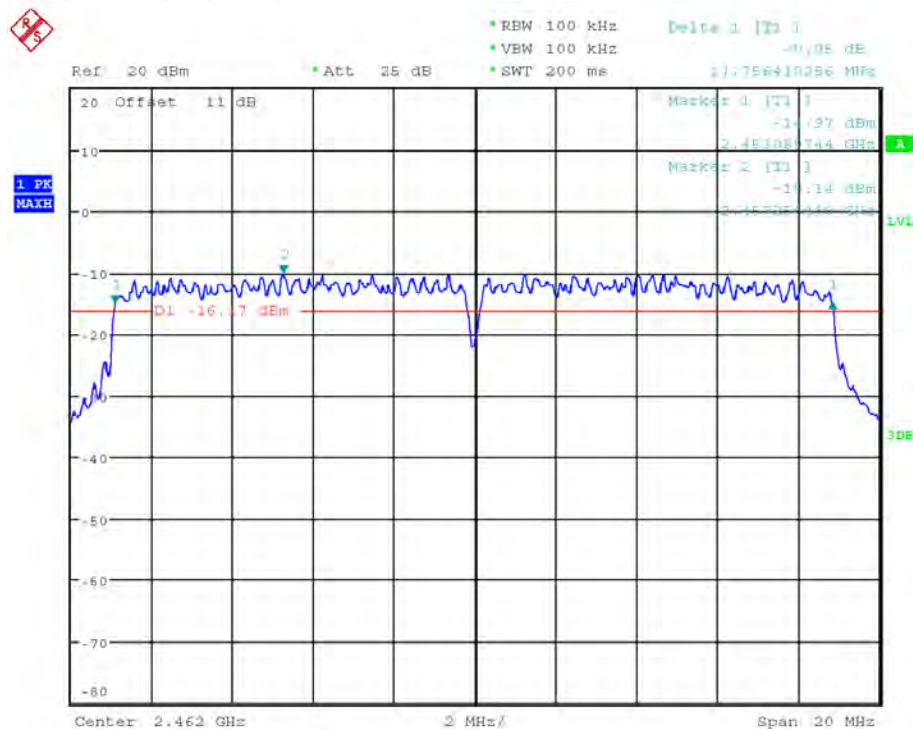
Registration number: W6D21109-11842-C-1

FCC ID: YV8-DA1101



6dB BANDWIDTH 802.11n20 CH6

Date: 29.SEP.2011 18:06:12



6dB BANDWIDTH 802.11n20 CH11

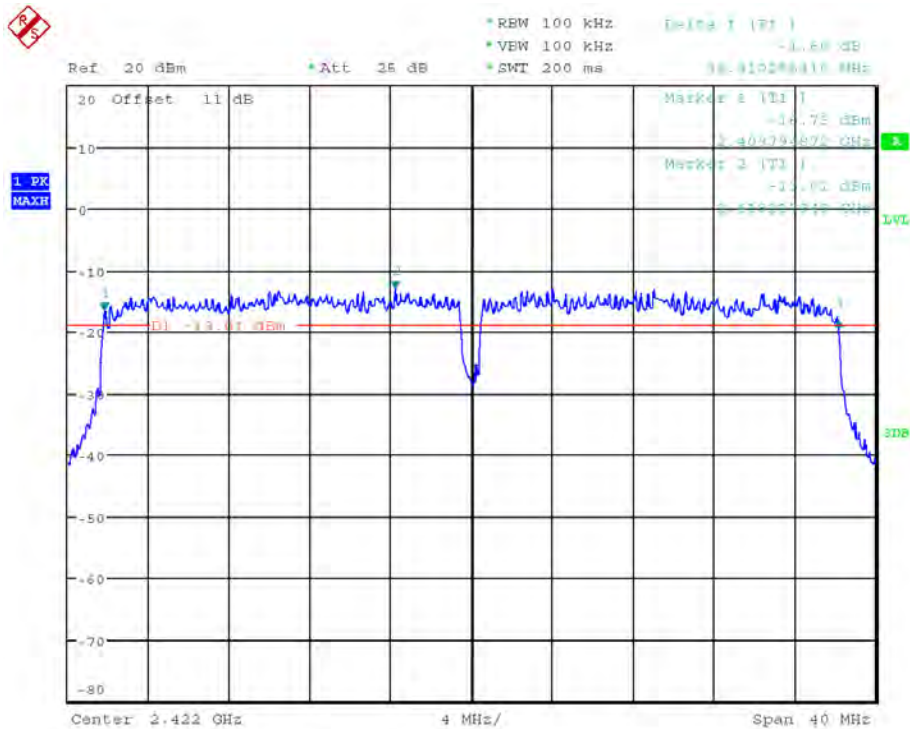
Date: 29.SEP.2011 18:08:17



Worldwide Testing Services(Taiwan) Co., Ltd.

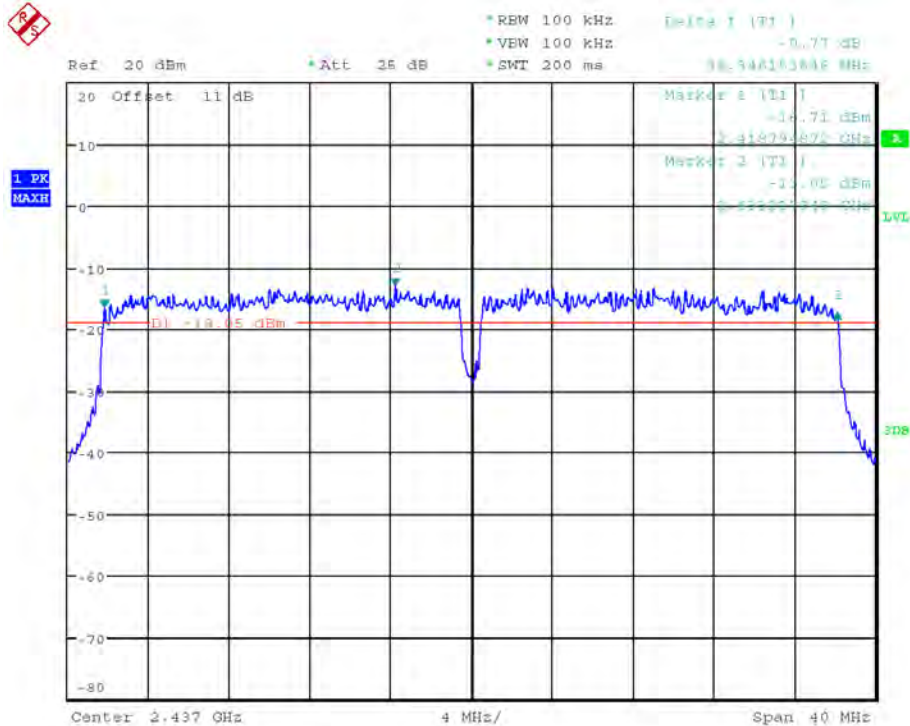
Registration number: W6D21109-11842-C-1

FCC ID: YV8-DA1101



6DB BANDWIDTH 802.11n40 CH1

Date: 29.SEP.2011 18:11:22



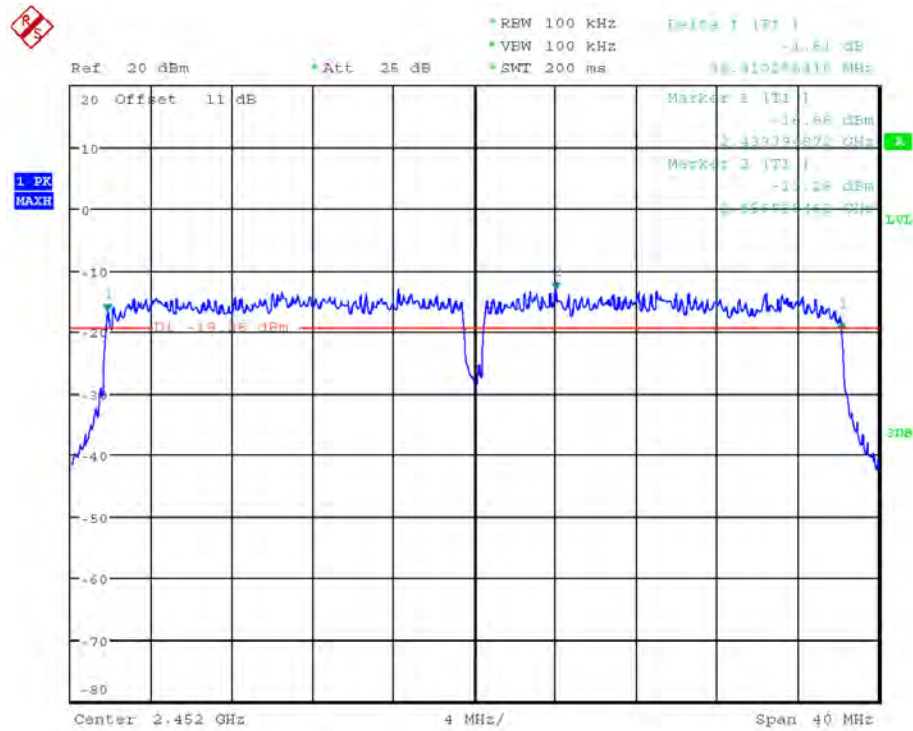
6DB BANDWIDTH 802.11n40 CH4

Date: 29.SEP.2011 18:14:46



Worldwide Testing Services(Taiwan) Co., Ltd.

Registration number: W6D21109-11842-C-1
FCC ID: YV8-DA1101



Limits:

Frequency Range MHz	Limits
902-928	min 500 kHz
2400-2483.5	min 500 kHz
5725-5850	min 500 kHz

Test equipment used: ETSTW-RE 055

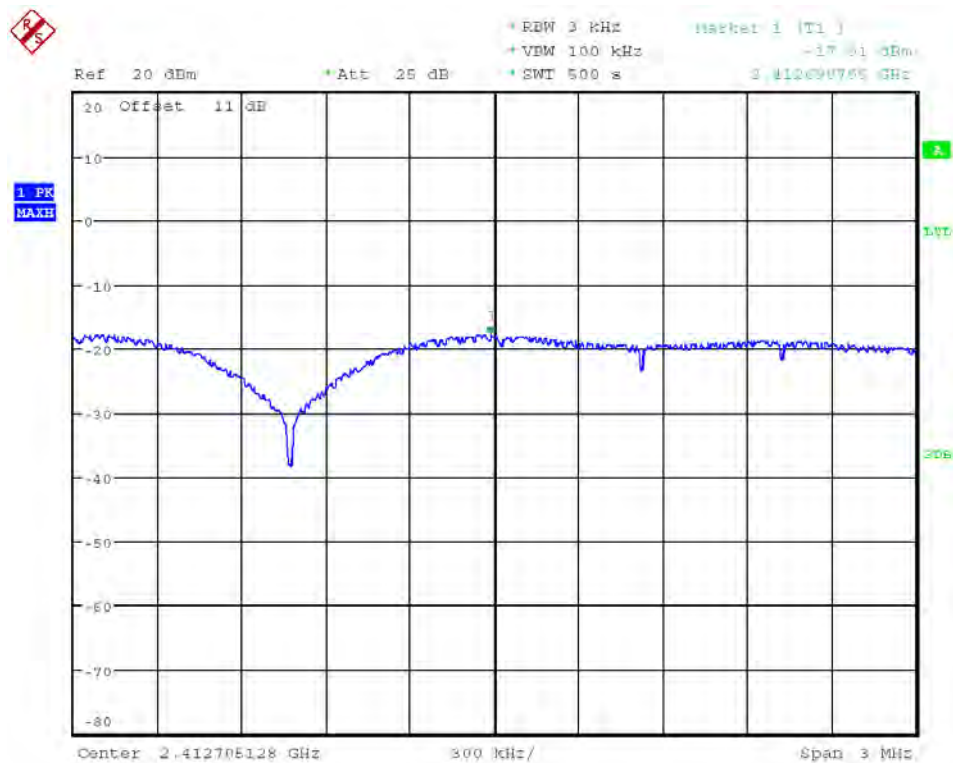
Registration number: W6D21109-11842-C-1

FCC ID: YV8-DA1101

3.8 Peak Power Spectral Density

Peak Power Spectral density is a measured at low, middle and high channel.

The peak output power is measured with a measurement bandwidth of 10 MHz and displayed on diagram together with Peak Power Spectral Density result which was measured with a bandwidth of 3 kHz, appreciate frequency span and sweep time.

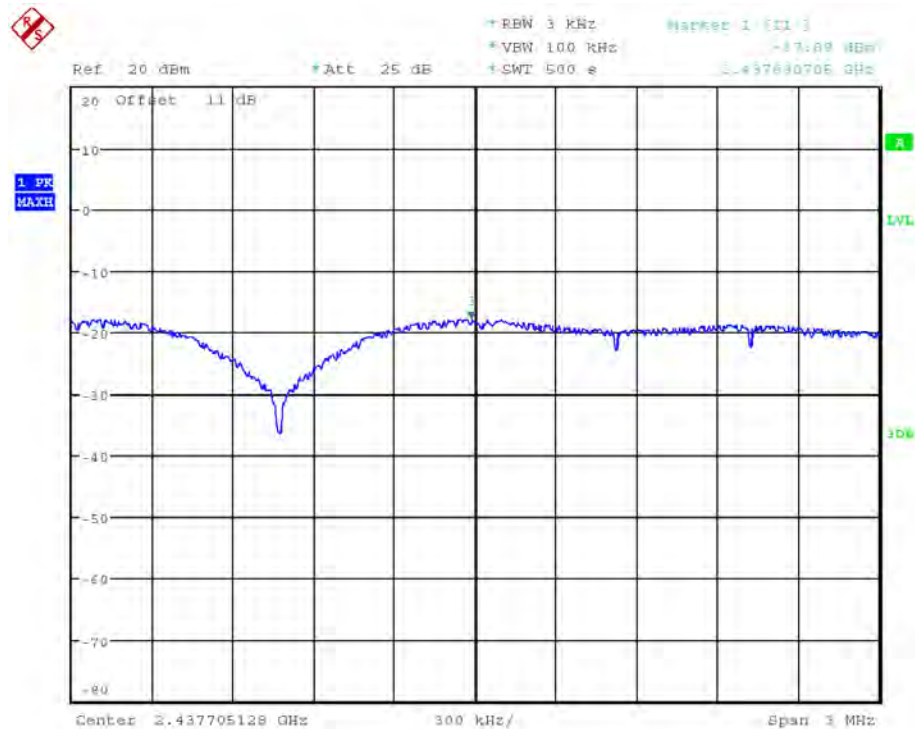


POWER DENSITY 802.11b CH1
Date: 29.SEP.2011 17:46:33

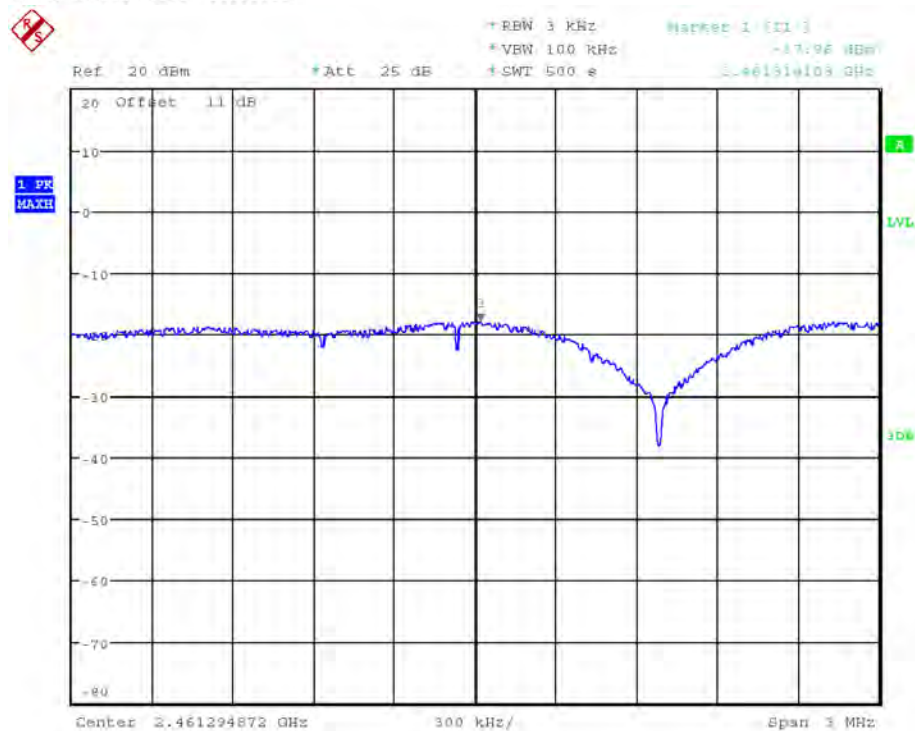


Registration number: W6D21109-11842-C-1

FCC ID: YV8-DA1101



POWER DENSITY 802.11b CH6
Date: 29,SEP,2011 17:47:11



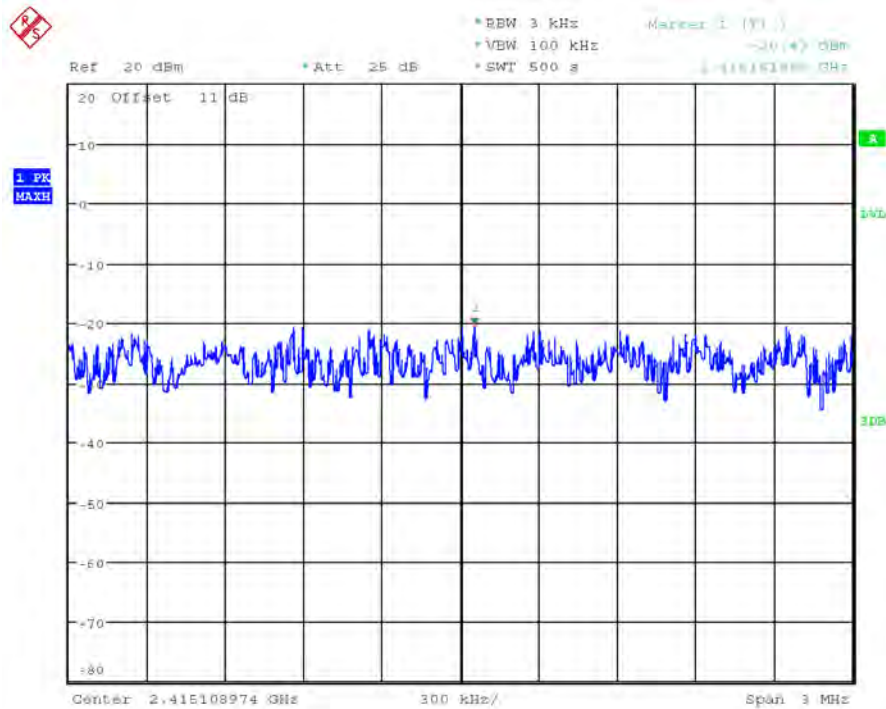
POWER DENSITY 802.11b CH11
Date: 29,SEP,2011 17:47:57



Worldwide Testing Services(Taiwan) Co., Ltd.

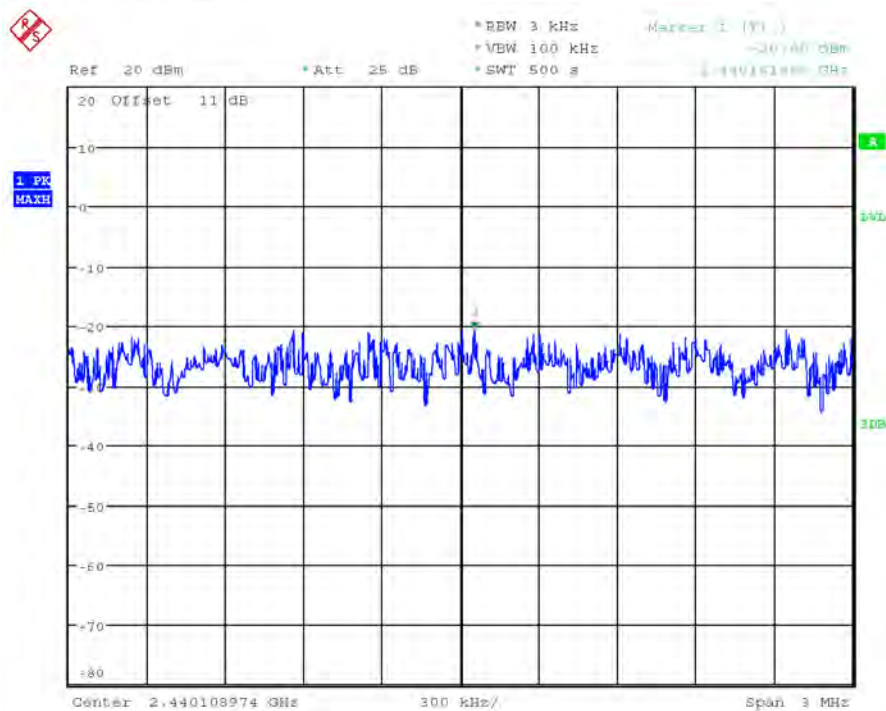
Registration number: W6D21109-11842-C-1

FCC ID: YV8-DA1101



POWER DENSITY 802.11g CH1

Date: 29.SEP.2011 17:45:30



POWER DENSITY 802.11g CH6

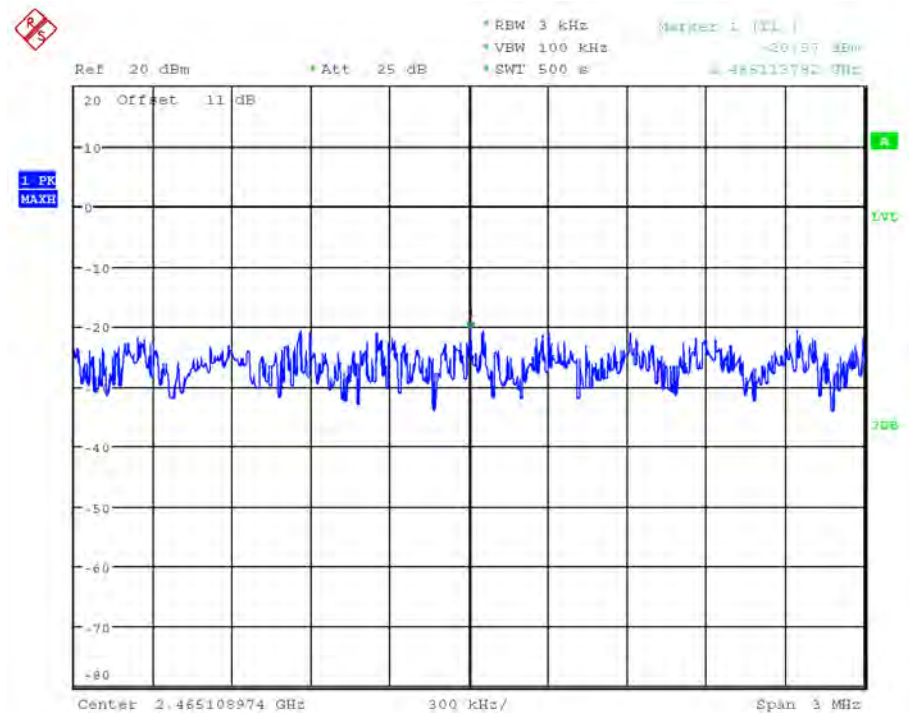
Date: 29.SEP.2011 17:44:43



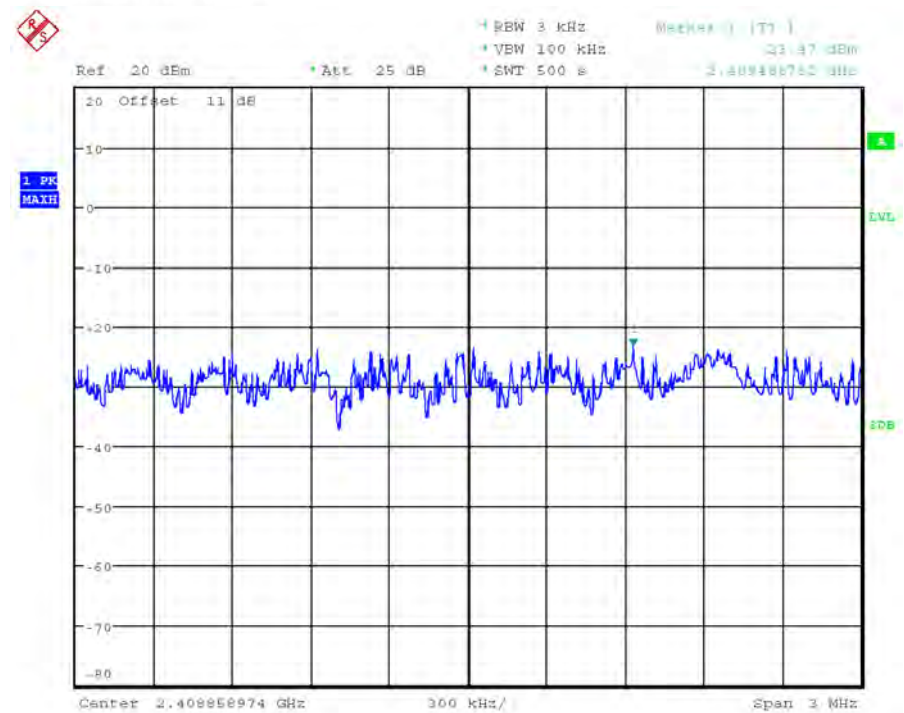
Worldwide Testing Services(Taiwan) Co., Ltd.

Registration number: W6D21109-11842-C-1

FCC ID: YV8-DA1101



POWER DENSITY 802.11g CH11
Date: 29.SEP.2011 17:43:59

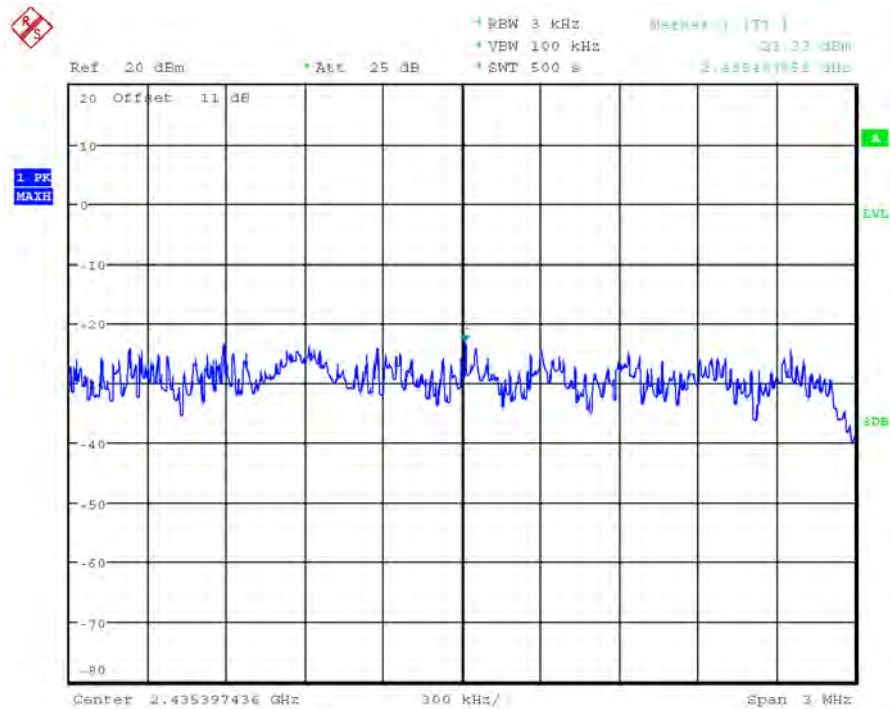


POWER DENSITY 802.11n20 CH1
Date: 29.SEP.2011 17:41:18



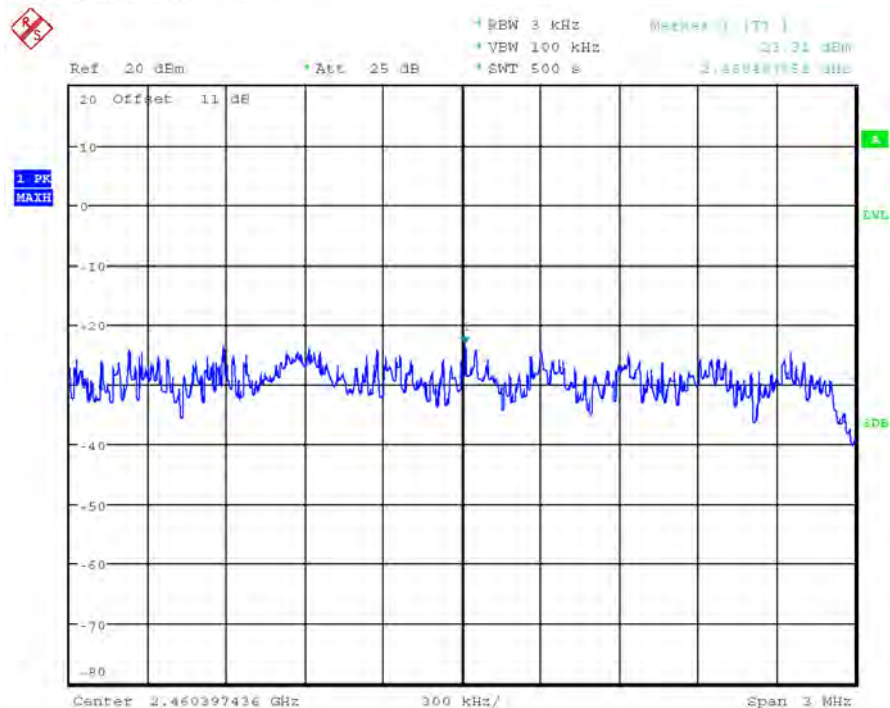
Registration number: W6D21109-11842-C-1

FCC ID: YV8-DA1101



POWER DENSITY 802.11n20 CH6

Date: 29.SEP.2011 17:42:08



POWER DENSITY 802.11n20 CH11

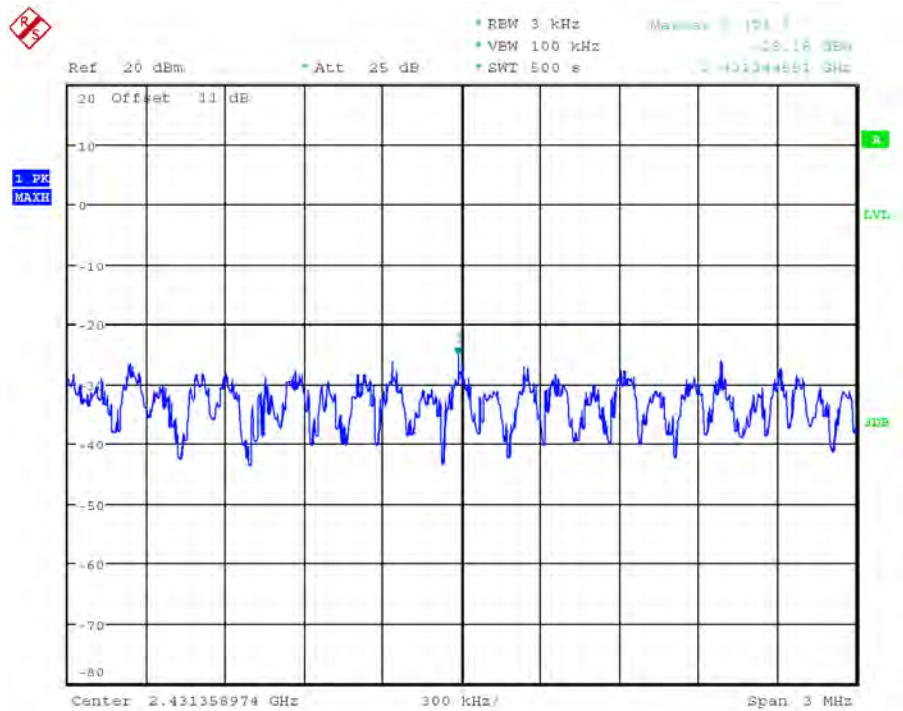
Date: 29.SEP.2011 17:42:52



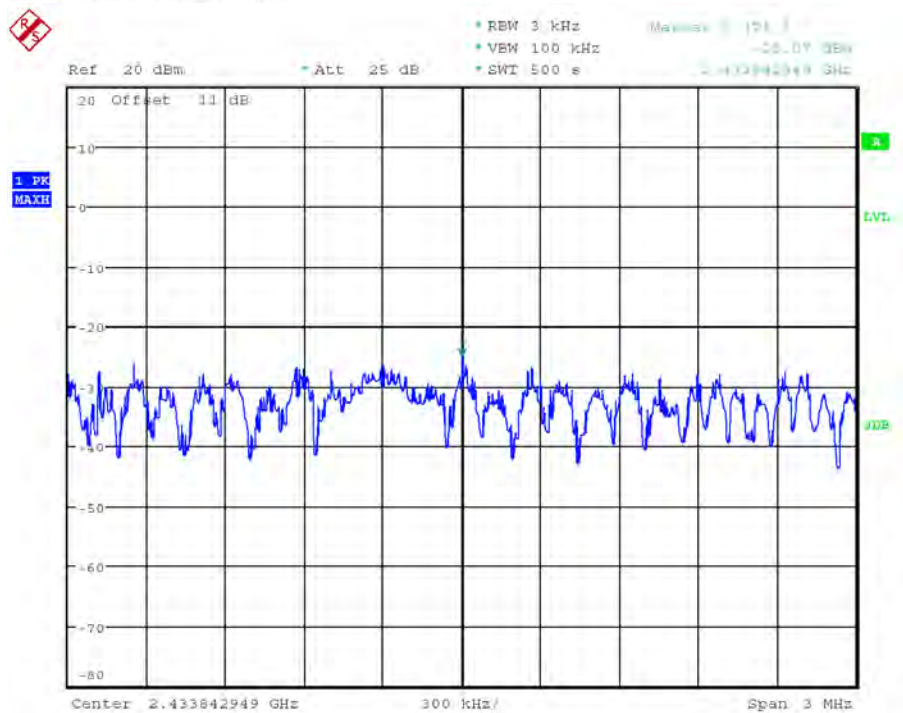
Worldwide Testing Services(Taiwan) Co., Ltd.

Registration number: W6D21109-11842-C-1

FCC ID: YV8-DA1101



POWER DENSITY 801.11m40 CH1
Date: 29.SEP.2011 17:40:15



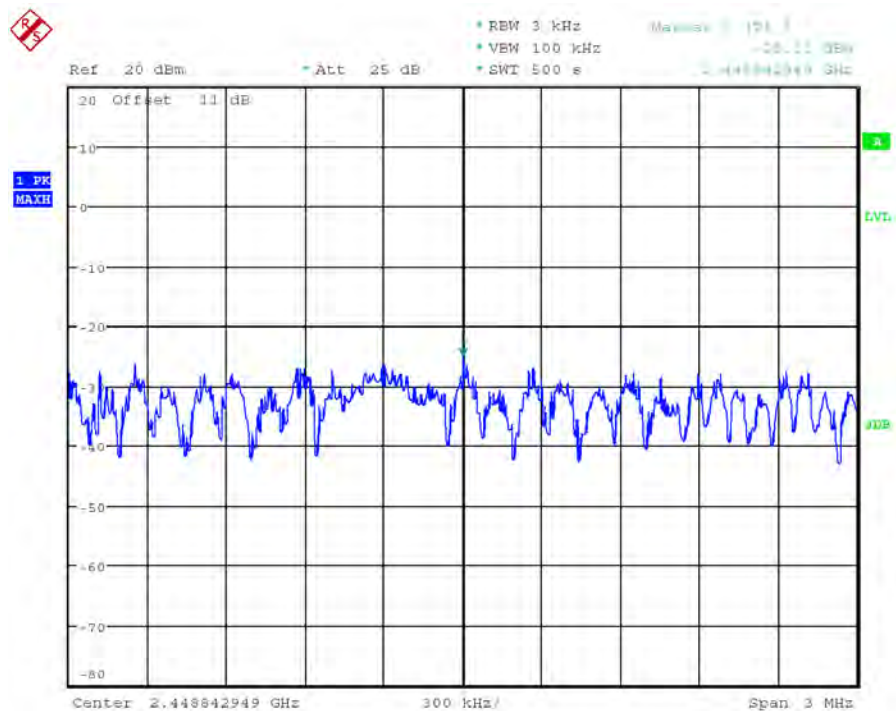
POWER DENSITY 801.11m40 CH4
Date: 29.SEP.2011 17:38:58



Worldwide Testing Services(Taiwan) Co., Ltd.

Registration number: W6D21109-11842-C-1

FCC ID: YV8-DA1101



POWER DENSITY 802.11n40 CH7
Date: 29.SEP.2011 17:38:08

Limits:

Frequency Range MHz	dBm
902-928	8
2400-2483.5	8
5725-5850	8

Test equipment used: ETSTW-RE 055



Registration number: W6D21109-11842-C-1

FCC ID: YV8-DA1101

3.9 Radiated Emission from Digital Part

FCC Rule: 15.109

Except for Class A digital devices, the field strength of radiated emissions from unintentional radiators at a distance of 3 meters shall not exceed the following values:

Frequency of Emission (MHz)	Field Strength (microvolts/meter)	Field Strength (dBmicrovolts/meter)
30 – 88	100	40.0
88 – 216	150	43.5
216 – 960	200	46.0
Above 960	500	54.0

Test equipment used: ETSTW-RE 003, ETSTW-RE 004, ETSTW-RE 030,
ETSTW-RE 042, ETSTW-RE 043, ETSTW-RE 044

Explanation: Please refer to separated test report no.: W6D21109-11842-P-15B.



Registration number: W6D21109-11842-C-1

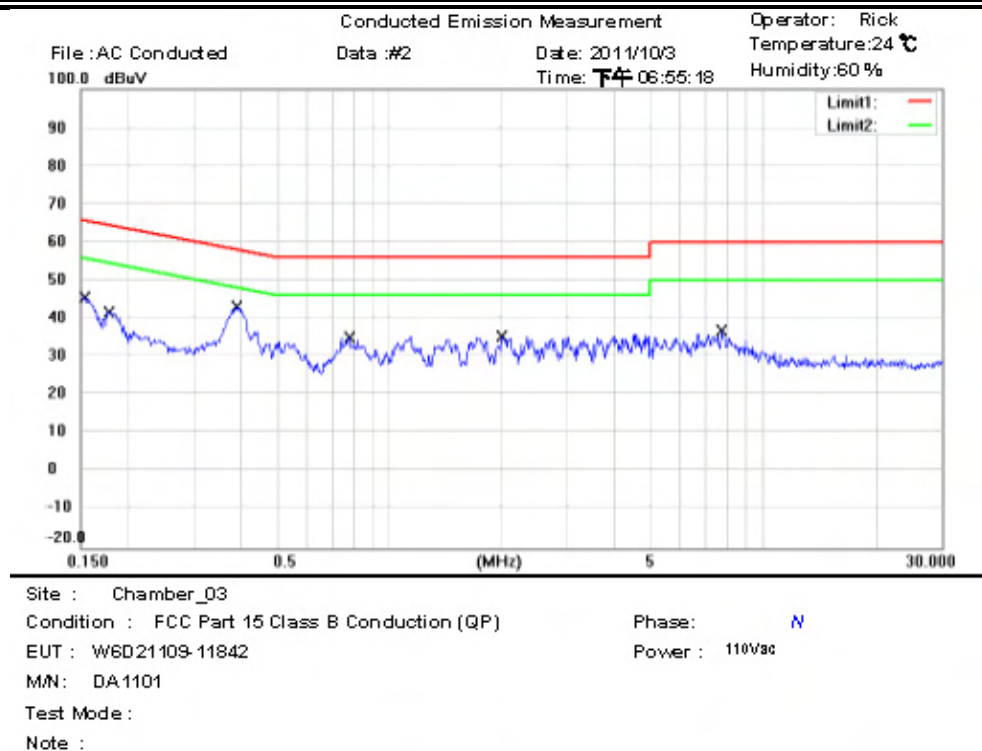
FCC ID: YV8-DA1101

3.10 Power Line Conducted Emission

For an intentional radiator which is designed to be connected to the public utility (AC) power line, the radio frequency voltage that is conducted back onto the AC line on any frequency or frequencies within the band 150 kHz to 30 MHz shall not exceed the limits in the table bellows with this provision shall be based on the measurement of the radio frequency voltage between each power line and ground at the power terminals.

This measurement was transact first with instrumentation using an average and peak detector and a 10 kHz bandwidth. If the peak detector achieves a calculated level, the measurement is repeated by an instrumentation using a quasi-peak detector.

Frequency	Level (dB μ V)	
	quasi-peak	average
150 kHz	lower limit line	Lower limit line



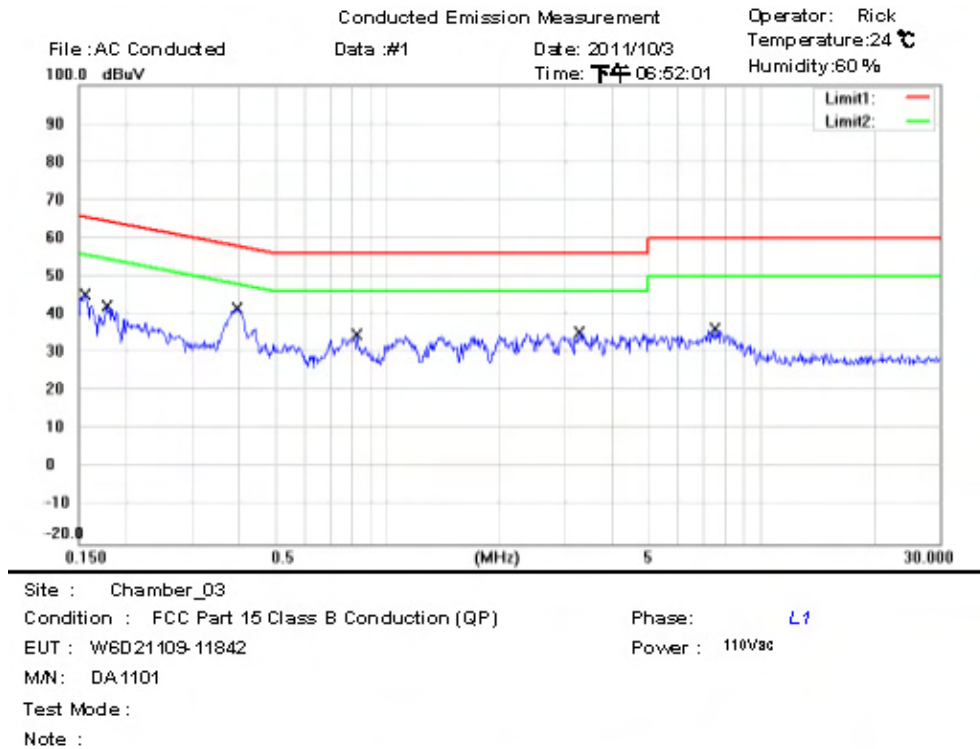
No.	Frequency (MHz)	Reading (dB μ V)	Detector	Corrected factor (dB)	Result (dB μ V)	Limit (dB μ V)	Margin (dB)	Comment
	0.1528	34.02	QP	9.94	43.96	65.85	-21.89	
	0.1528	26.14	AVG	9.94	36.08	55.85	-19.77	
	0.1771	27.94	QP	9.91	37.85	64.62	-26.77	
	0.1771	19.67	AVG	9.91	29.58	54.62	-25.04	
	0.3890	31.76	QP	9.93	41.69	58.09	-16.40	
*	0.3890	22.66	AVG	9.93	32.59	48.09	-15.50	
	0.7767	22.63	QP	9.95	32.58	56.00	-23.42	
	0.7767	13.55	AVG	9.95	23.50	46.00	-22.50	
	2.0097	22.17	QP	10.00	32.17	56.00	-23.83	
	2.0097	12.02	AVG	10.00	22.02	46.00	-23.98	
	7.7500	21.97	QP	10.32	32.29	60.00	-27.71	
	7.7500	13.27	AVG	10.32	23.59	50.00	-26.41	



Worldwide Testing Services(Taiwan) Co., Ltd.

Registration number: W6D21109-11842-C-1

FCC ID: YV8-DA1101



MHz	Frequency (MHz)	Reading (dBuV)	Detector	Correction Factor (dB)	Result (dBuV)	Limit (dBuV)	Margin (dB)	Comment
	0.1553	33.94	QP	9.99	43.93	65.71	-21.78	
	0.1553	25.53	AVG	9.99	35.52	55.71	-20.19	
	0.1777	29.57	QP	9.97	39.54	64.59	-25.05	
	0.1777	22.58	AVG	9.97	32.55	54.59	-22.04	
	0.3940	31.26	QP	10.01	41.27	57.98	-16.71	
*	0.3940	22.71	AVG	10.01	32.72	47.98	-15.26	
	0.8240	20.69	QP	10.01	30.70	56.00	-25.30	
	0.8240	11.11	AVG	10.01	21.12	46.00	-24.88	
	3.2653	21.70	QP	10.16	31.86	56.00	-24.14	
	3.2653	11.84	AVG	10.16	22.00	46.00	-24.00	
	7.5250	22.14	QP	10.44	32.58	60.00	-27.42	
	7.5250	13.58	AVG	10.44	24.02	50.00	-25.98	

- Note: 1. The formula of measured value as: Test Result = Reading + Correction Factor
 2. The Correction Factor = Cable Loss + LISN Insertion Loss + Pulse Limit Loss
 3. Detector function in the form : PK = Peak, QP = Quasi Peak, AV = Average
 4. All not in the table noted test results are more than 20 dB below the relevant limits.
 5. Up Line: QP Limit Line, Down Line: Ave Limit Line.

Limits:

Frequency of Emission (MHz)	Conducted Limit (dBuV)	
	Quasi Peak	Average
0.15-0.5	66 to 56	56 to 46
0.5-5	56	46
5-30	60	50

Test equipment used: ETSTW-CE 001, ETSTW-CE 004, ETSTW-CE 006



Registration number: W6D21109-11842-C-1
FCC ID: YV8-DA1101

Appendix

Measurement diagrams

Spurious Emissions radiated



Registration number: W6D21109-11842-C-1

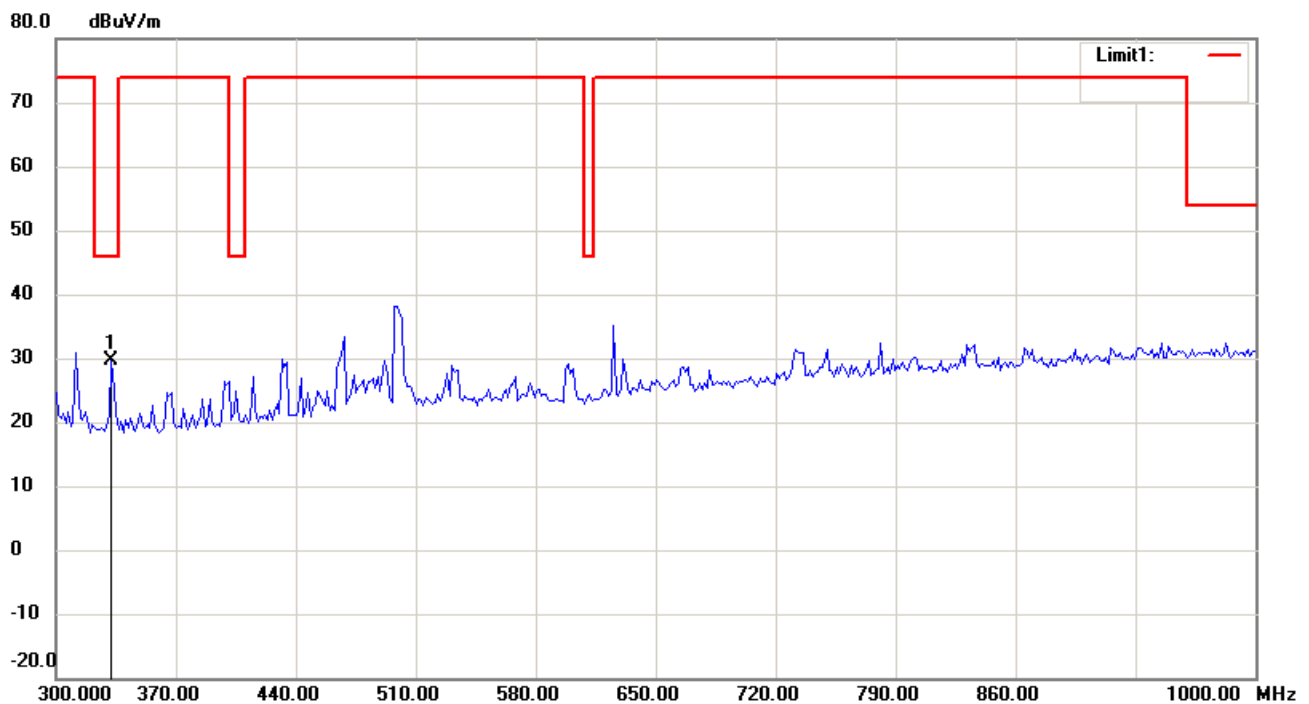
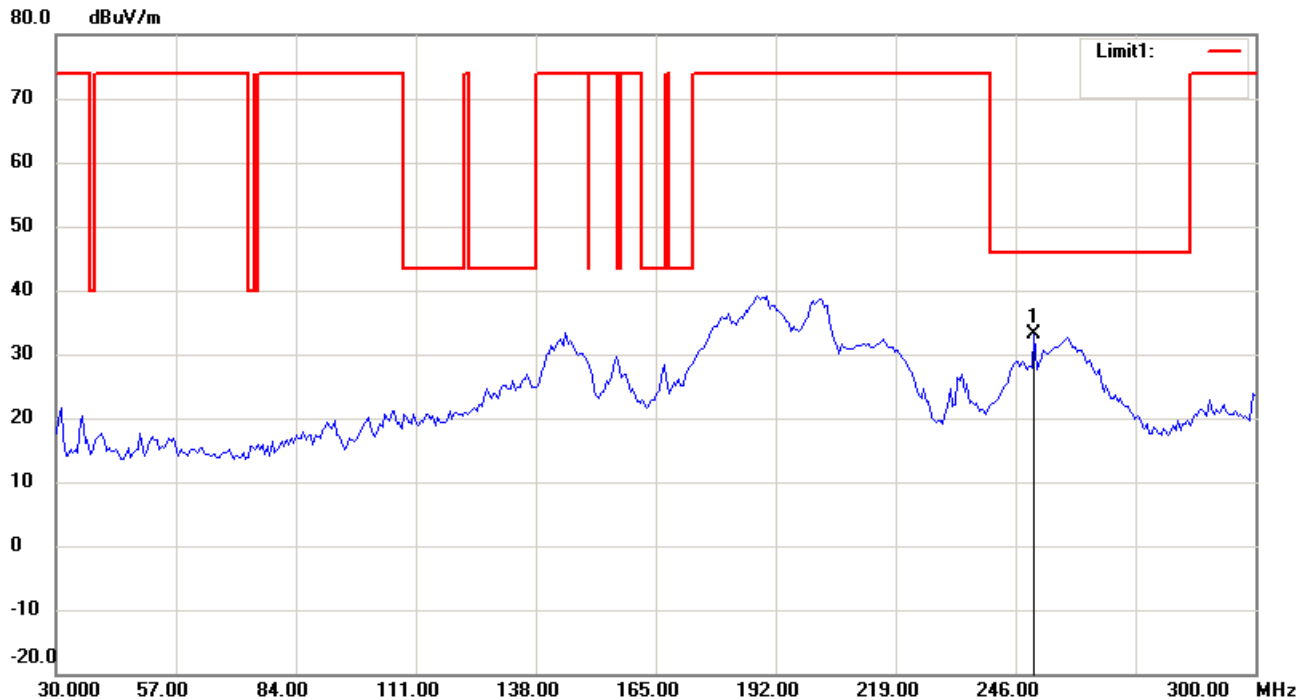
FCC ID: YV8-DA1101

Spurious Emissions radiated_TX

Antenna A

802.11b Channel 1

Antenna Polarization H



Note:

Up Line: Peak Limit Line, Down Line: Ave Limit Line

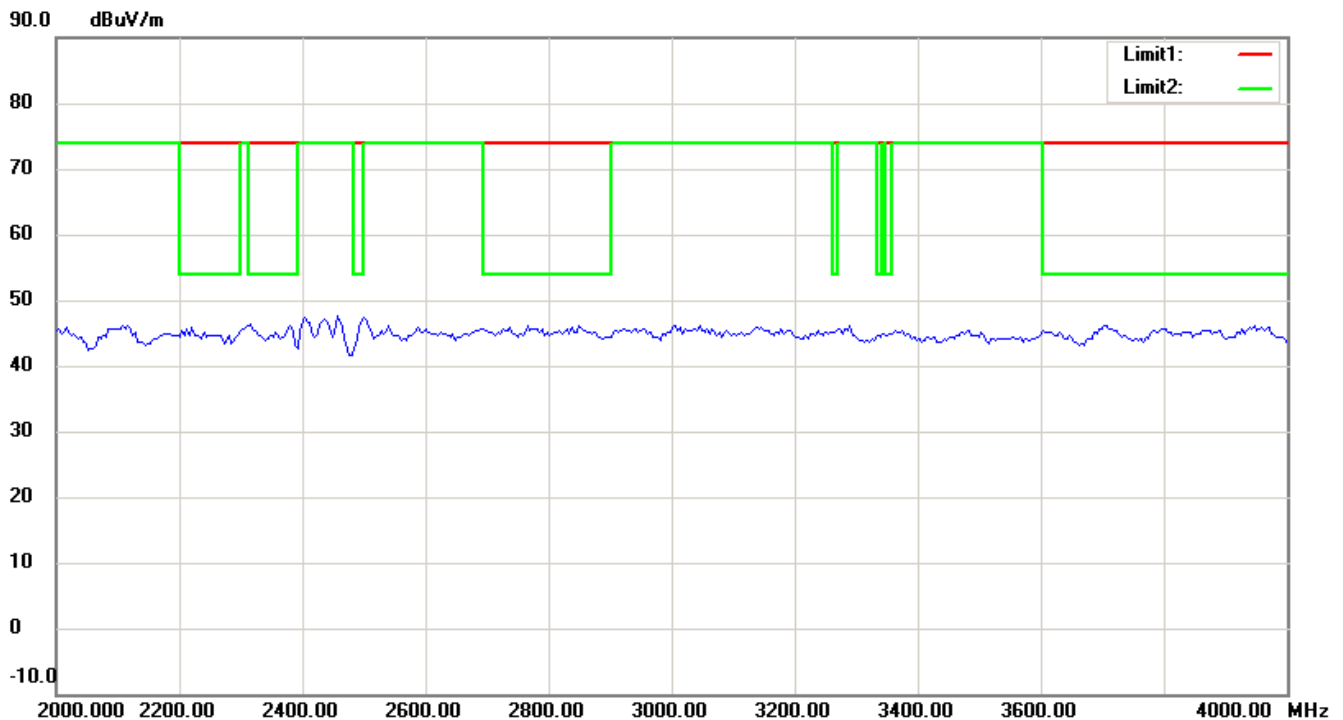
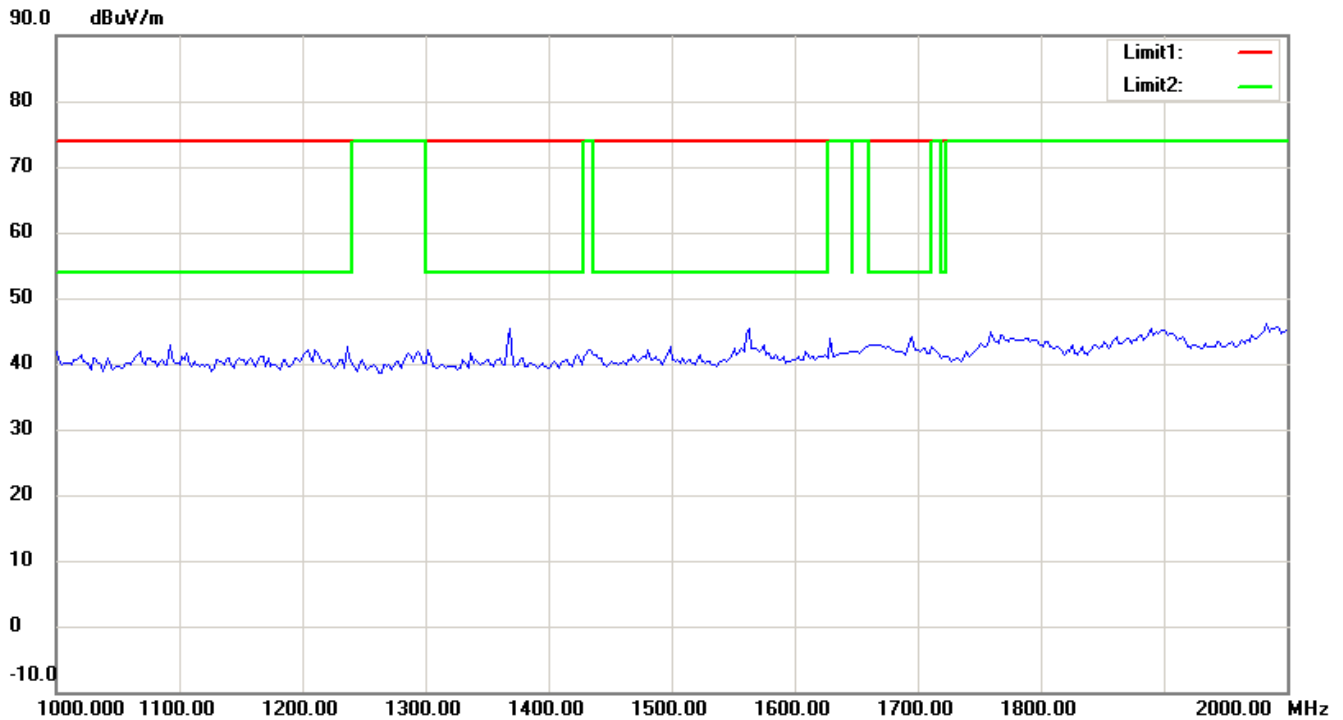
- 1 The attached measurement plots are preliminarily pre-scanned with peak detector for determining the final checking frequencies and are for reference only.
- 2 The some frequencies may exceed the limit line without the specified detectors, but that cannot present the results are failed to the specification of test standard.
- 3 For corrected test results are listed in the relevant table of radiated test data of this test report.



Worldwide Testing Services(Taiwan) Co., Ltd.

Registration number: W6D21109-11842-C-1

FCC ID: YV8-DA1101



Note:

Up Line: Peak Limit Line, Down Line: Ave Limit Line

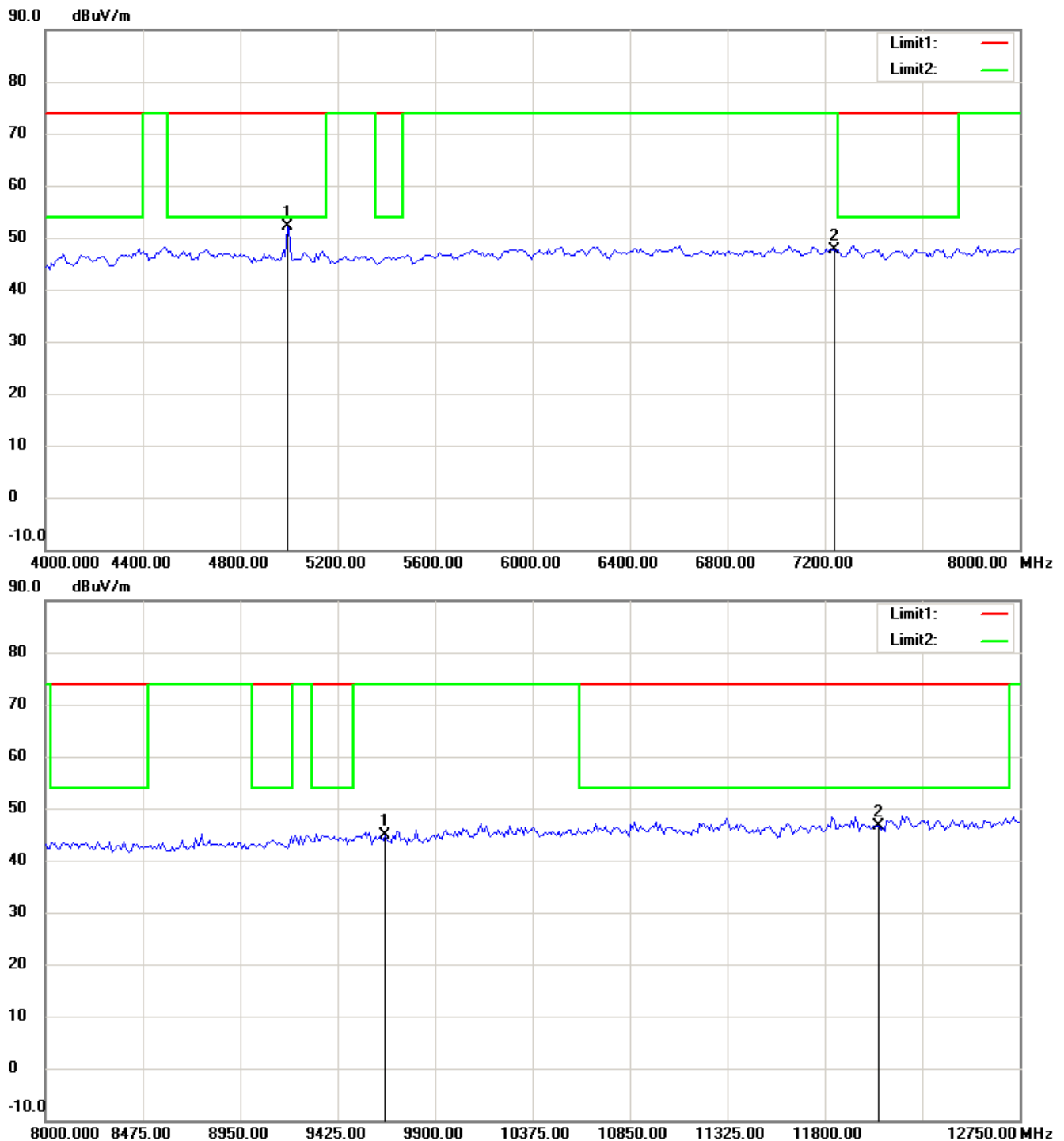
- 1 The attached measurement plots are preliminarily pre-scanned with peak detector for determining the final checking frequencies and are for reference only.
- 2 The some frequencies may exceed the limit line without the specified detectors, but that cannot present the results are failed to the specification of test standard.
- 3 For corrected test results are listed in the relevant table of radiated test data of this test report.



Worldwide Testing Services(Taiwan) Co., Ltd.

Registration number: W6D21109-11842-C-1

FCC ID: YV8-DA1101



Note:

Up Line: Peak Limit Line, Down Line: Ave Limit Line

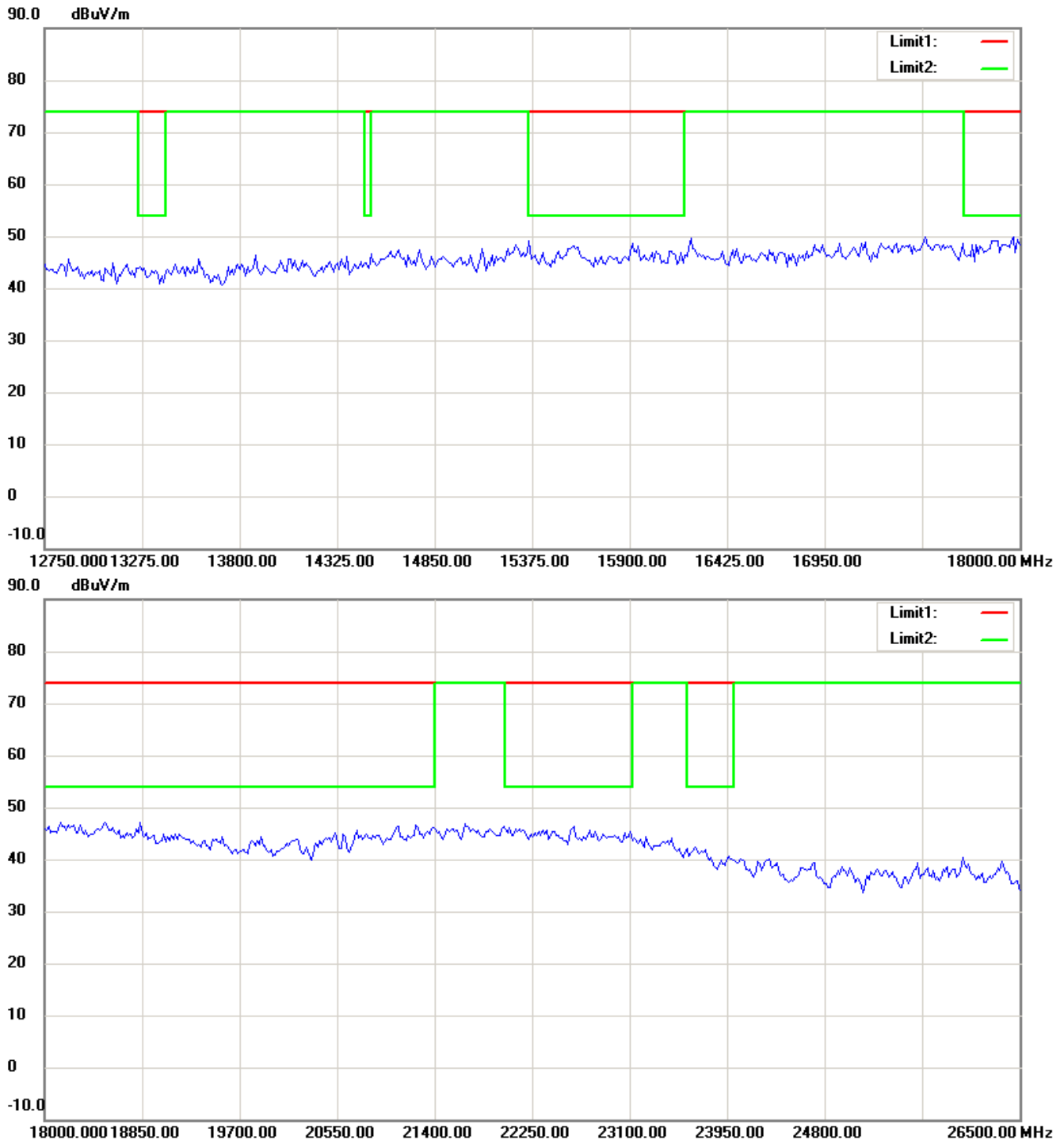
- 1 The attached measurement plots are preliminarily pre-scanned with peak detector for determining the final checking frequencies and are for reference only.
- 2 The some frequencies may exceed the limit line without the specified detectors, but that cannot present the results are failed to the specification of test standard.
- 3 For corrected test results are listed in the relevant table of radiated test data of this test report.



Worldwide Testing Services(Taiwan) Co., Ltd.

Registration number: W6D21109-11842-C-1

FCC ID: YV8-DA1101



Note:

Up Line: Peak Limit Line, Down Line: Ave Limit Line

- 1 The attached measurement plots are preliminarily pre-scanned with peak detector for determining the final checking frequencies and are for reference only.
- 2 The some frequencies may exceed the limit line without the specified detectors, but that cannot present the results are failed to the specification of test standard.
- 3 For corrected test results are listed in the relevant table of radiated test data of this test report.

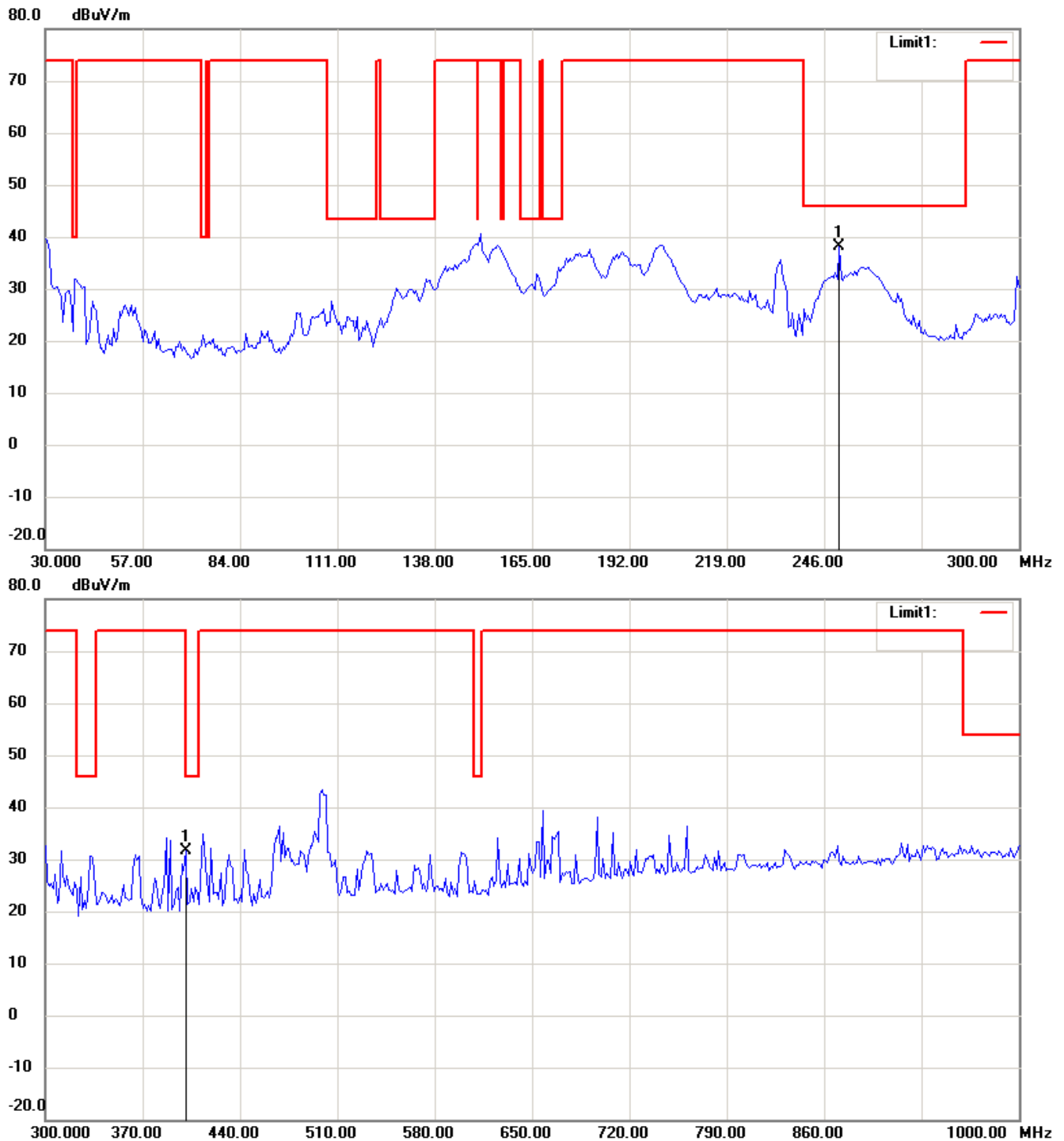


Worldwide Testing Services(Taiwan) Co., Ltd.

Registration number: W6D21109-11842-C-1

FCC ID: YV8-DA1101

Antenna Polarization V



Note:

Up Line: Peak Limit Line, Down Line: Ave Limit Line

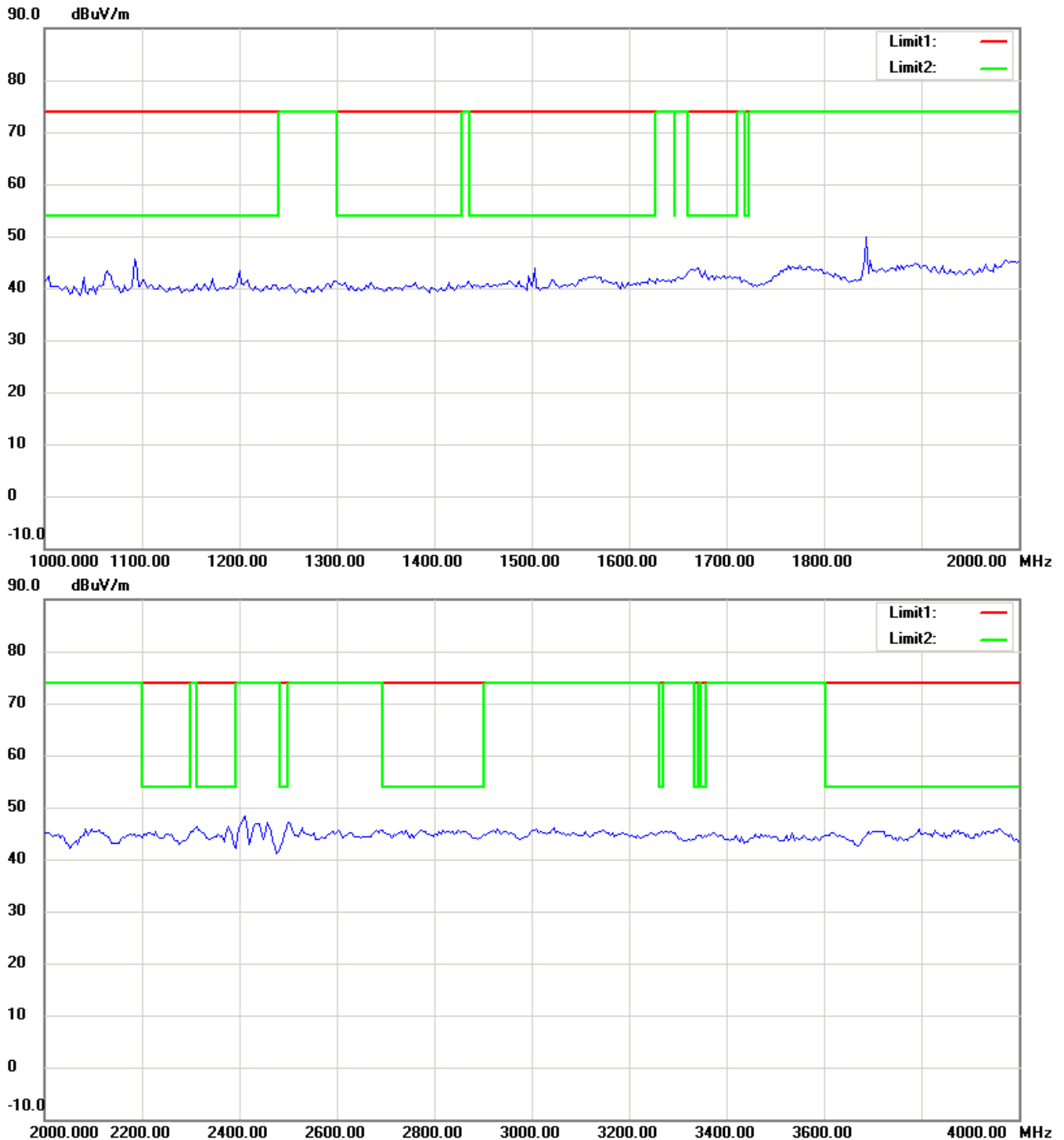
- 1 The attached measurement plots are preliminarily pre-scanned with peak detector for determining the final checking frequencies and are for reference only.
- 2 The some frequencies may exceed the limit line without the specified detectors, but that cannot present the results are failed to the specification of test standard.
- 3 For corrected test results are listed in the relevant table of radiated test data of this test report.



Worldwide Testing Services(Taiwan) Co., Ltd.

Registration number: W6D21109-11842-C-1

FCC ID: YV8-DA1101



Note:

Up Line: Peak Limit Line, Down Line: Ave Limit Line

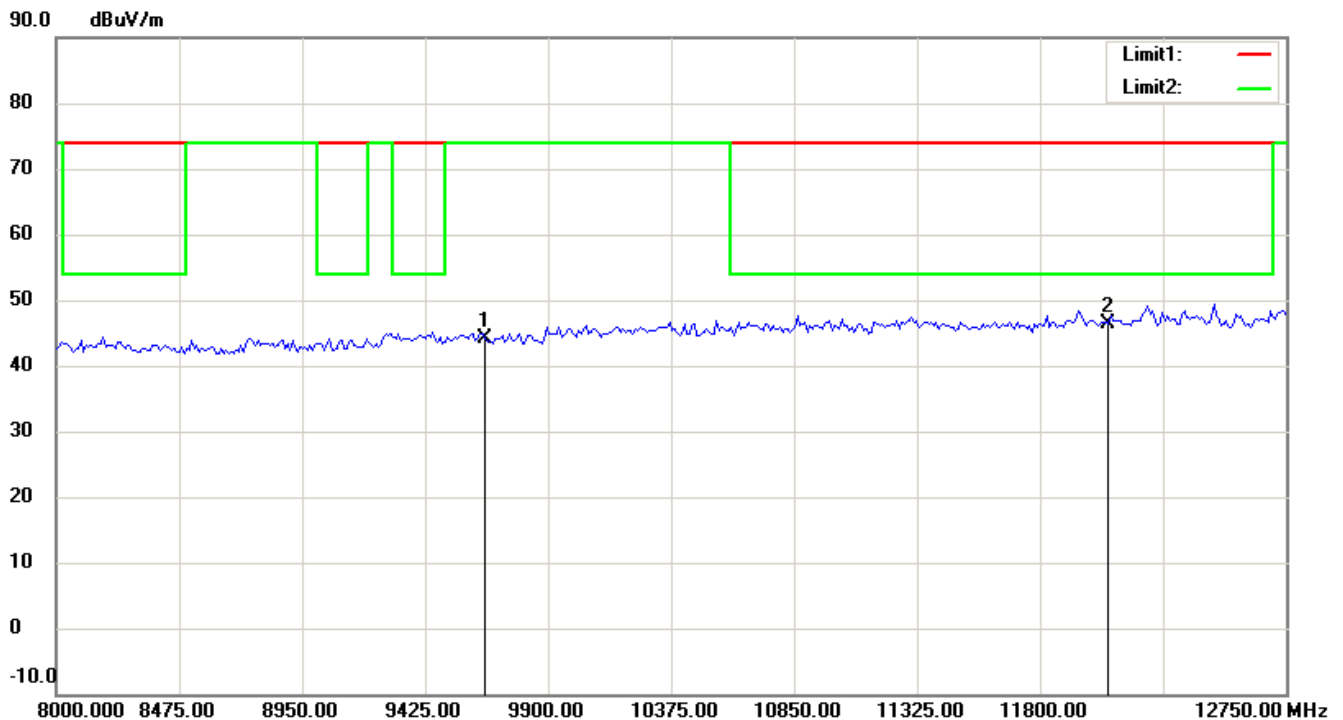
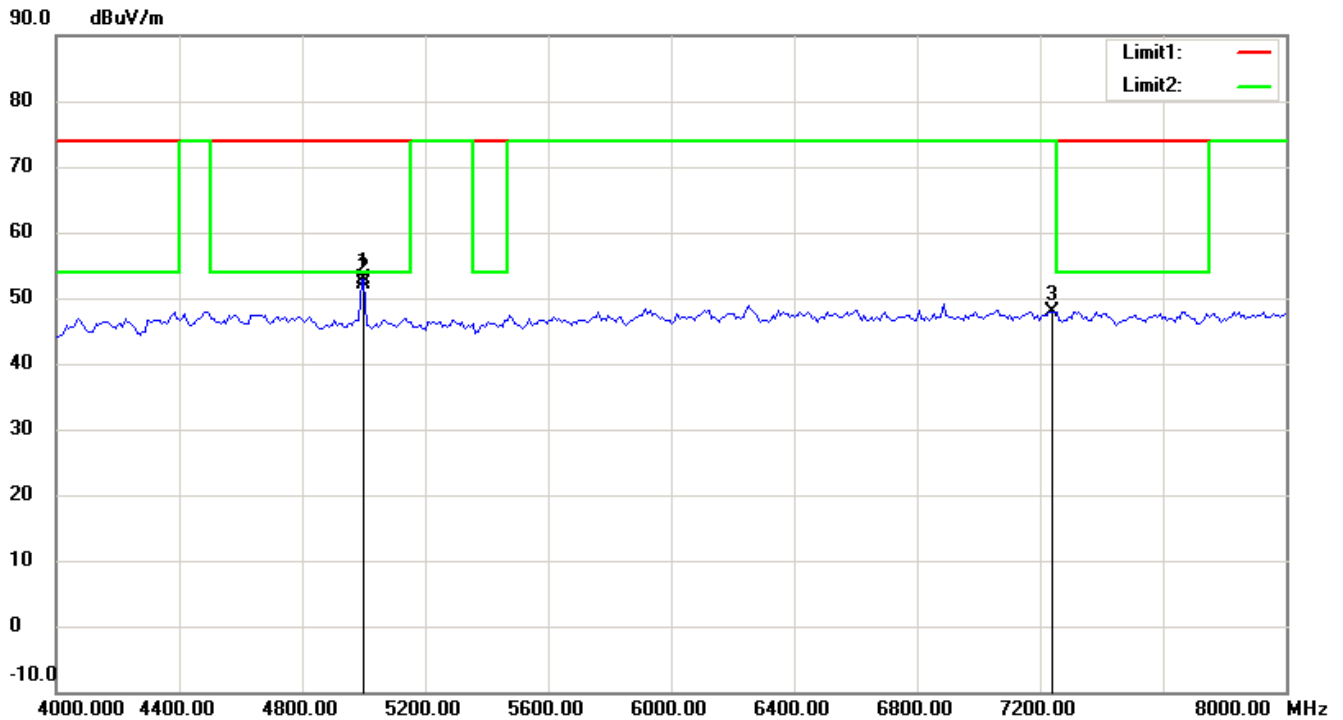
- 1 The attached measurement plots are preliminarily pre-scanned with peak detector for determining the final checking frequencies and are for reference only.
- 2 The some frequencies may exceed the limit line without the specified detectors, but that cannot present the results are failed to the specification of test standard.
- 3 For corrected test results are listed in the relevant table of radiated test data of this test report.



Worldwide Testing Services(Taiwan) Co., Ltd.

Registration number: W6D21109-11842-C-1

FCC ID: YV8-DA1101



Note:

Up Line: Peak Limit Line, Down Line: Ave Limit Line

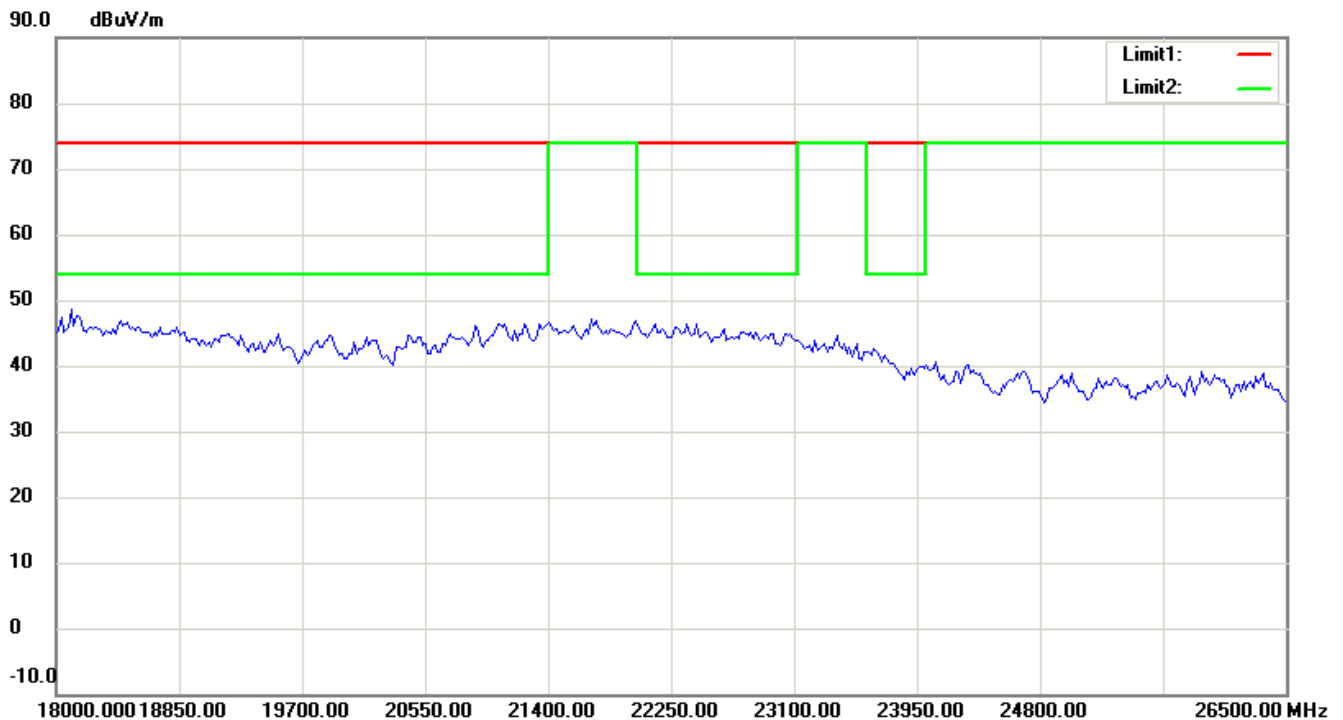
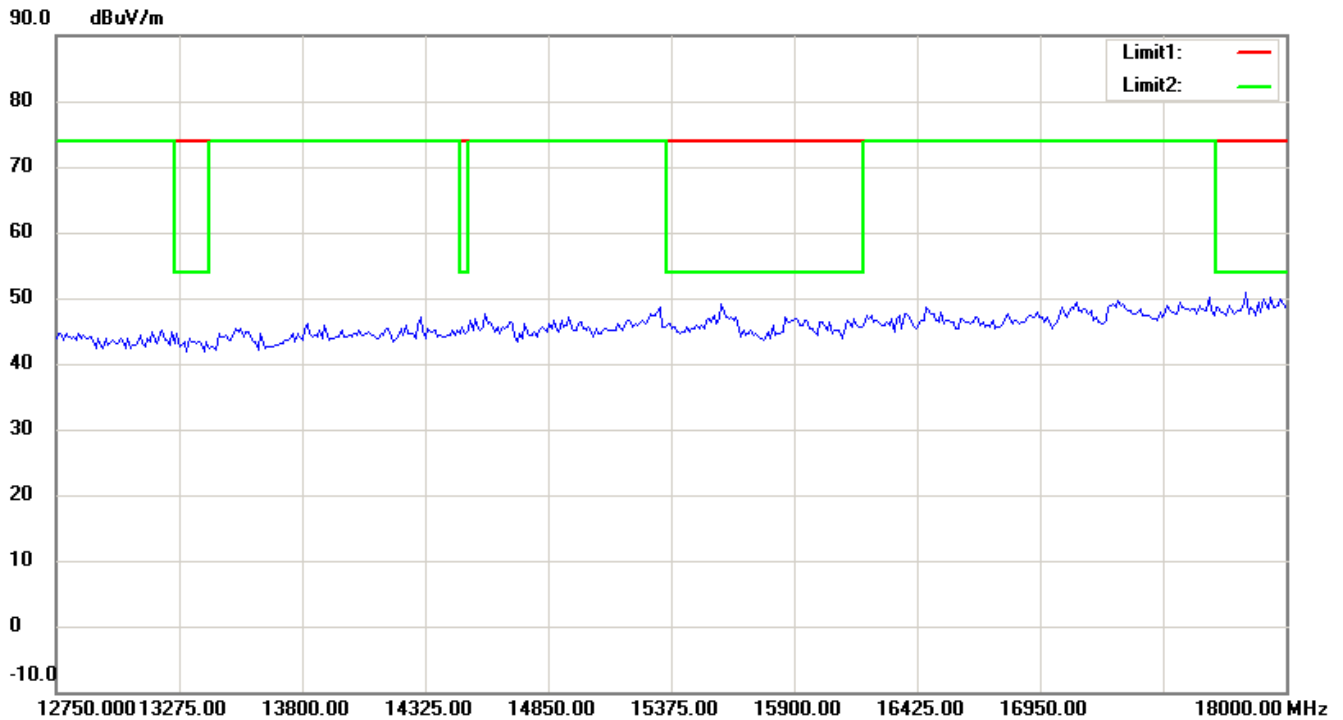
- 1 The attached measurement plots are preliminarily pre-scanned with peak detector for determining the final checking frequencies and are for reference only.
- 2 The some frequencies may exceed the limit line without the specified detectors, but that cannot present the results are failed to the specification of test standard.
- 3 For corrected test results are listed in the relevant table of radiated test data of this test report.



Worldwide Testing Services(Taiwan) Co., Ltd.

Registration number: W6D21109-11842-C-1

FCC ID: YV8-DA1101



Note:

Up Line: Peak Limit Line, Down Line: Ave Limit Line

- 1 The attached measurement plots are preliminarily pre-scanned with peak detector for determining the final checking frequencies and are for reference only.
- 2 The some frequencies may exceed the limit line without the specified detectors, but that cannot present the results are failed to the specification of test standard.
- 3 For corrected test results are listed in the relevant table of radiated test data of this test report.

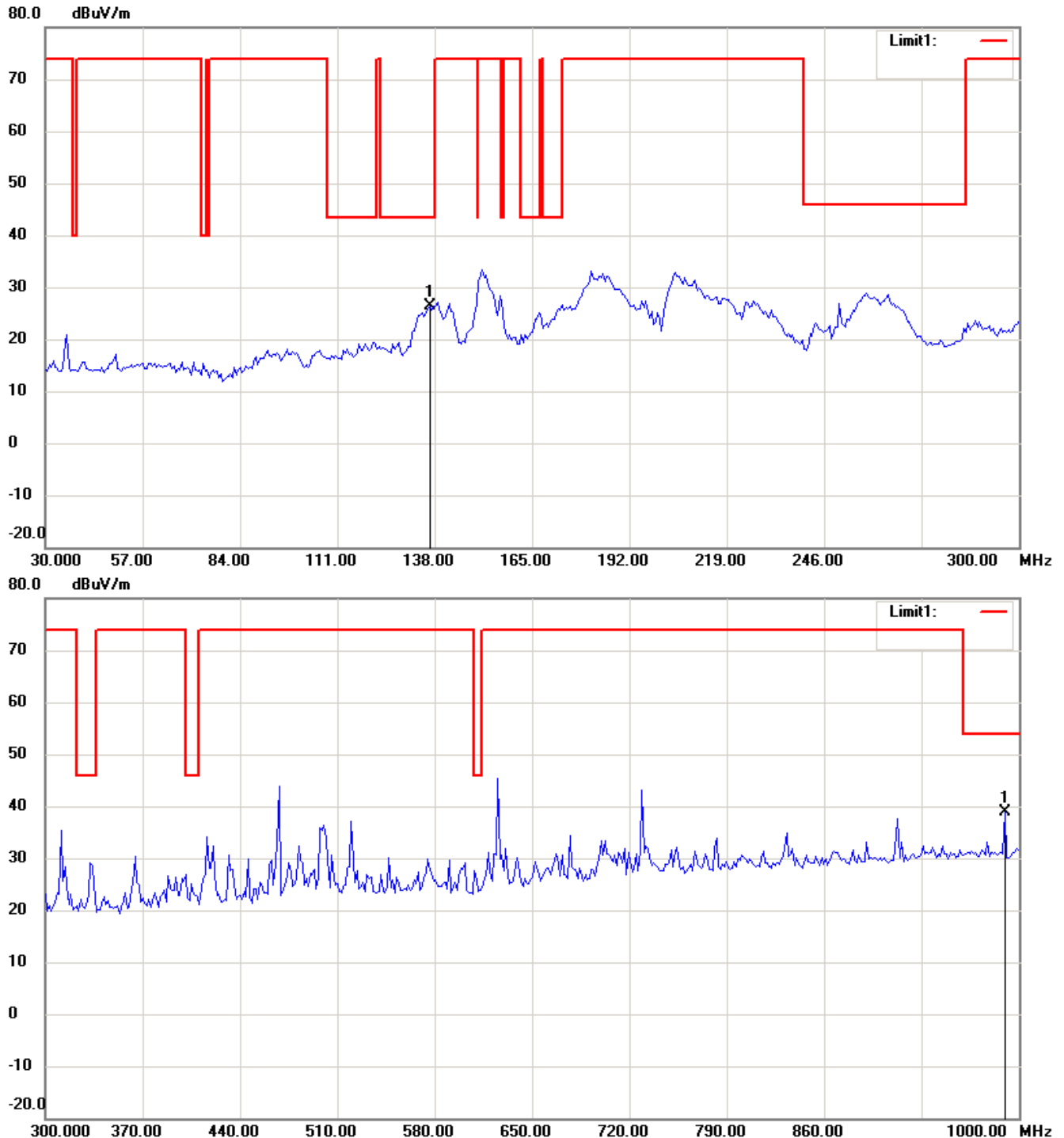


Registration number: W6D21109-11842-C-1

FCC ID: YV8-DA1101

802.11b Channel 6

Antenna Polarization H



Note:

Up Line: Peak Limit Line, Down Line: Ave Limit Line

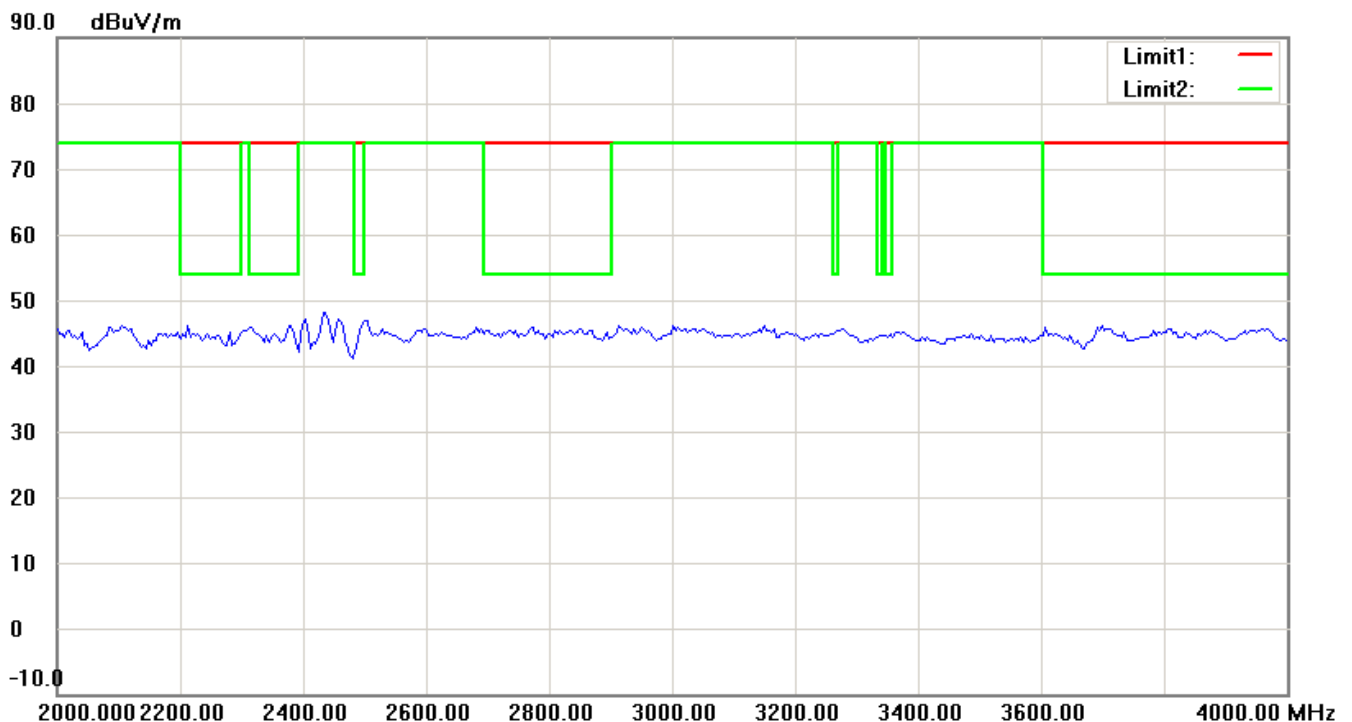
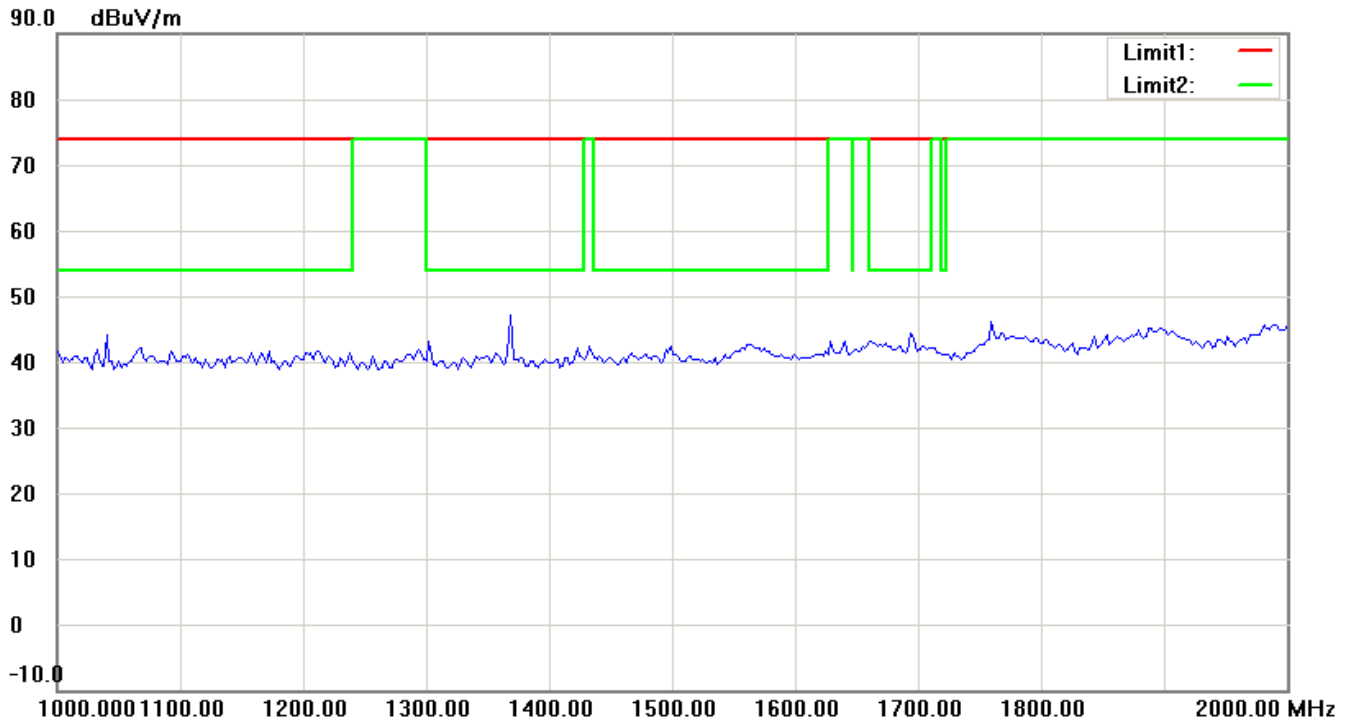
- 1 The attached measurement plots are preliminarily pre-scanned with peak detector for determining the final checking frequencies and are for reference only.
- 2 The some frequencies may exceed the limit line without the specified detectors, but that cannot present the results are failed to the specification of test standard.
- 3 For corrected test results are listed in the relevant table of radiated test data of this test report.



Worldwide Testing Services(Taiwan) Co., Ltd.

Registration number: W6D21109-11842-C-1

FCC ID: YV8-DA1101



Note:

Up Line: Peak Limit Line, Down Line: Ave Limit Line

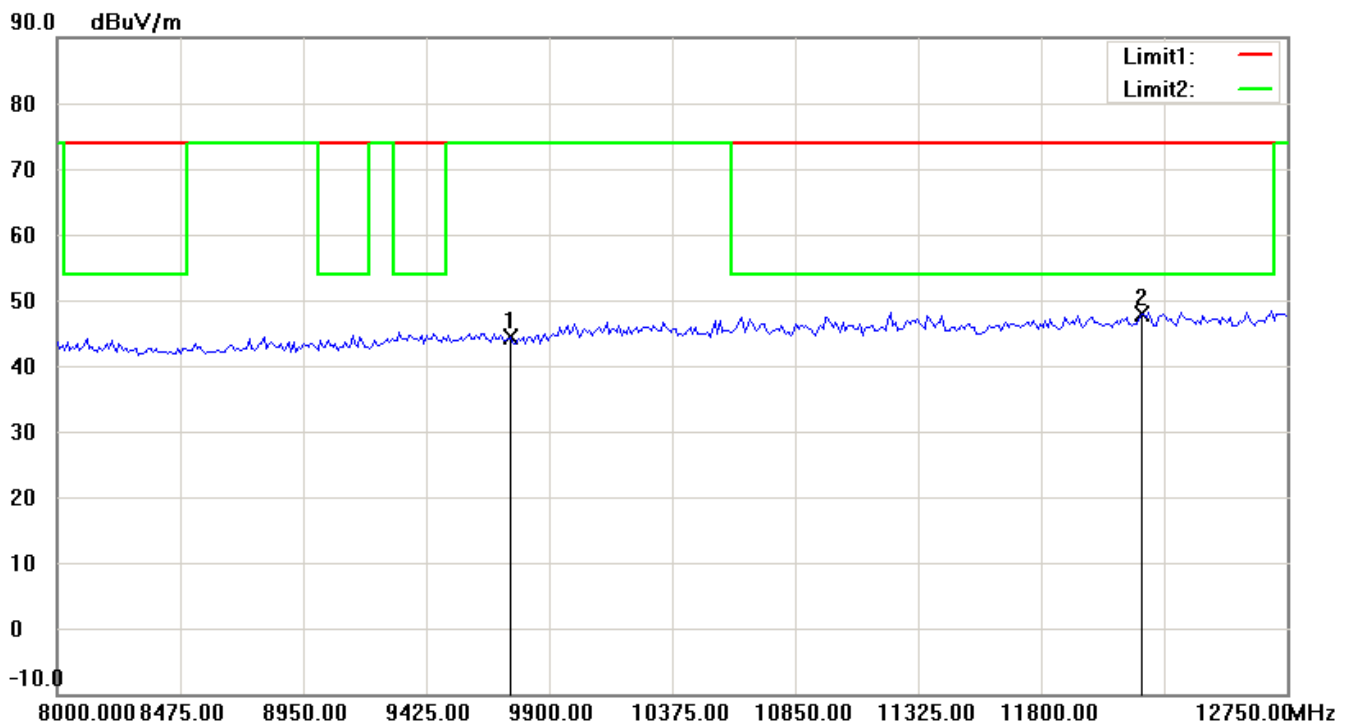
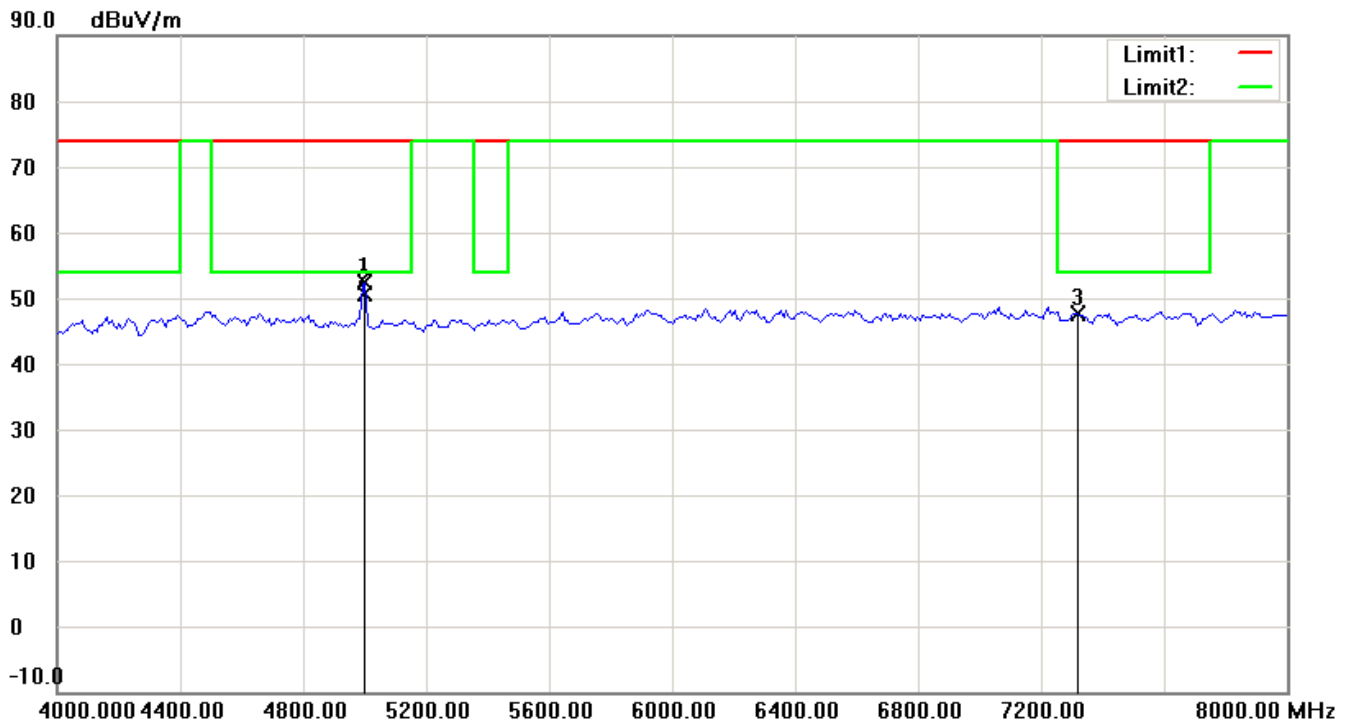
- 1 The attached measurement plots are preliminarily pre-scanned with peak detector for determining the final checking frequencies and are for reference only.
- 2 The some frequencies may exceed the limit line without the specified detectors, but that cannot present the results are failed to the specification of test standard.
- 3 For corrected test results are listed in the relevant table of radiated test data of this test report.



Worldwide Testing Services(Taiwan) Co., Ltd.

Registration number: W6D21109-11842-C-1

FCC ID: YV8-DA1101



Note:

Up Line: Peak Limit Line, Down Line: Ave Limit Line

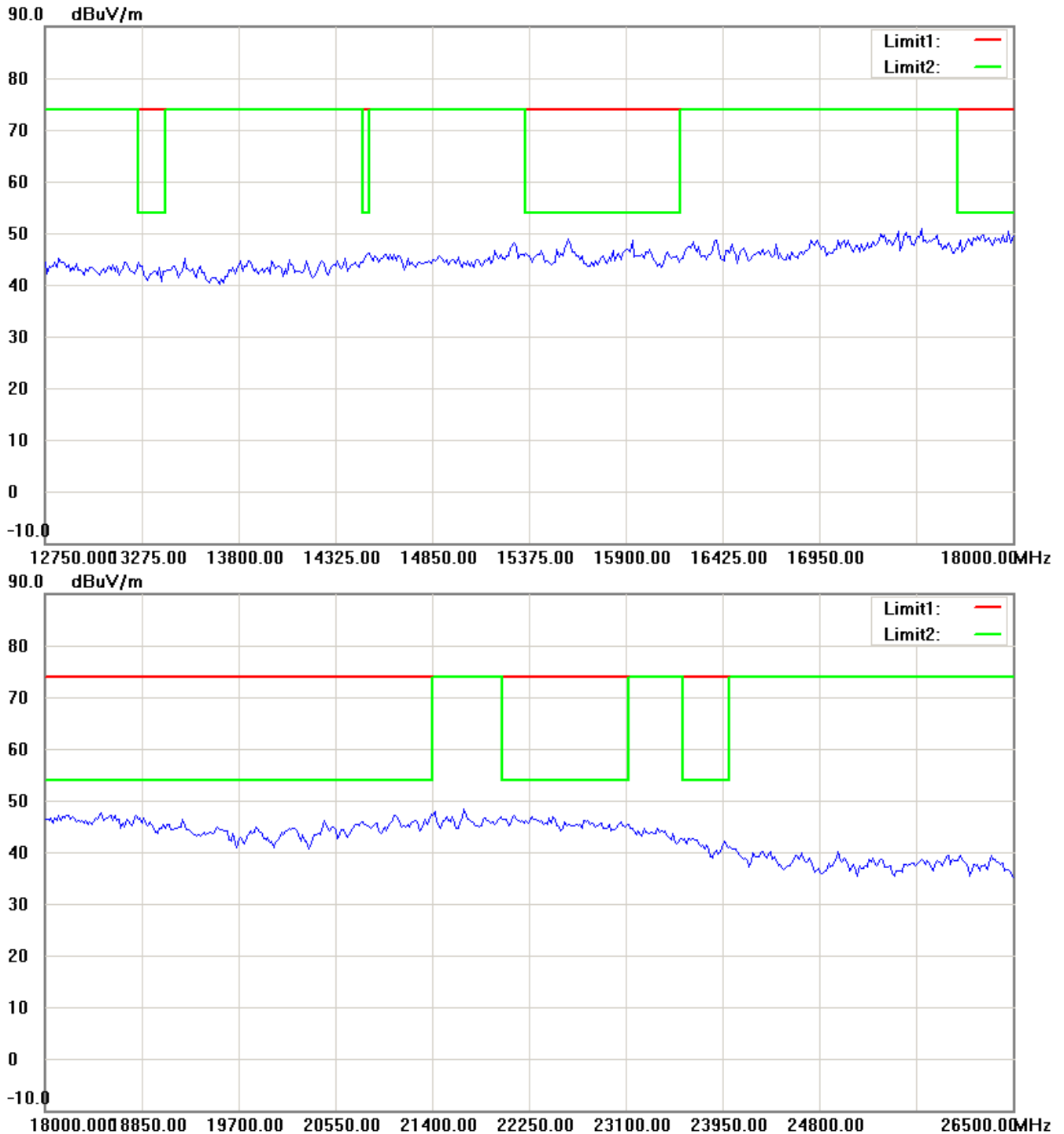
- 1 The attached measurement plots are preliminarily pre-scanned with peak detector for determining the final checking frequencies and are for reference only.
- 2 The some frequencies may exceed the limit line without the specified detectors, but that cannot present the results are failed to the specification of test standard.
- 3 For corrected test results are listed in the relevant table of radiated test data of this test report.



Worldwide Testing Services(Taiwan) Co., Ltd.

Registration number: W6D21109-11842-C-1

FCC ID: YV8-DA1101



Note:

Up Line: Peak Limit Line, Down Line: Ave Limit Line

- 1 The attached measurement plots are preliminarily pre-scanned with peak detector for determining the final checking frequencies and are for reference only.
- 2 The some frequencies may exceed the limit line without the specified detectors, but that cannot present the results are failed to the specification of test standard.
- 3 For corrected test results are listed in the relevant table of radiated test data of this test report.

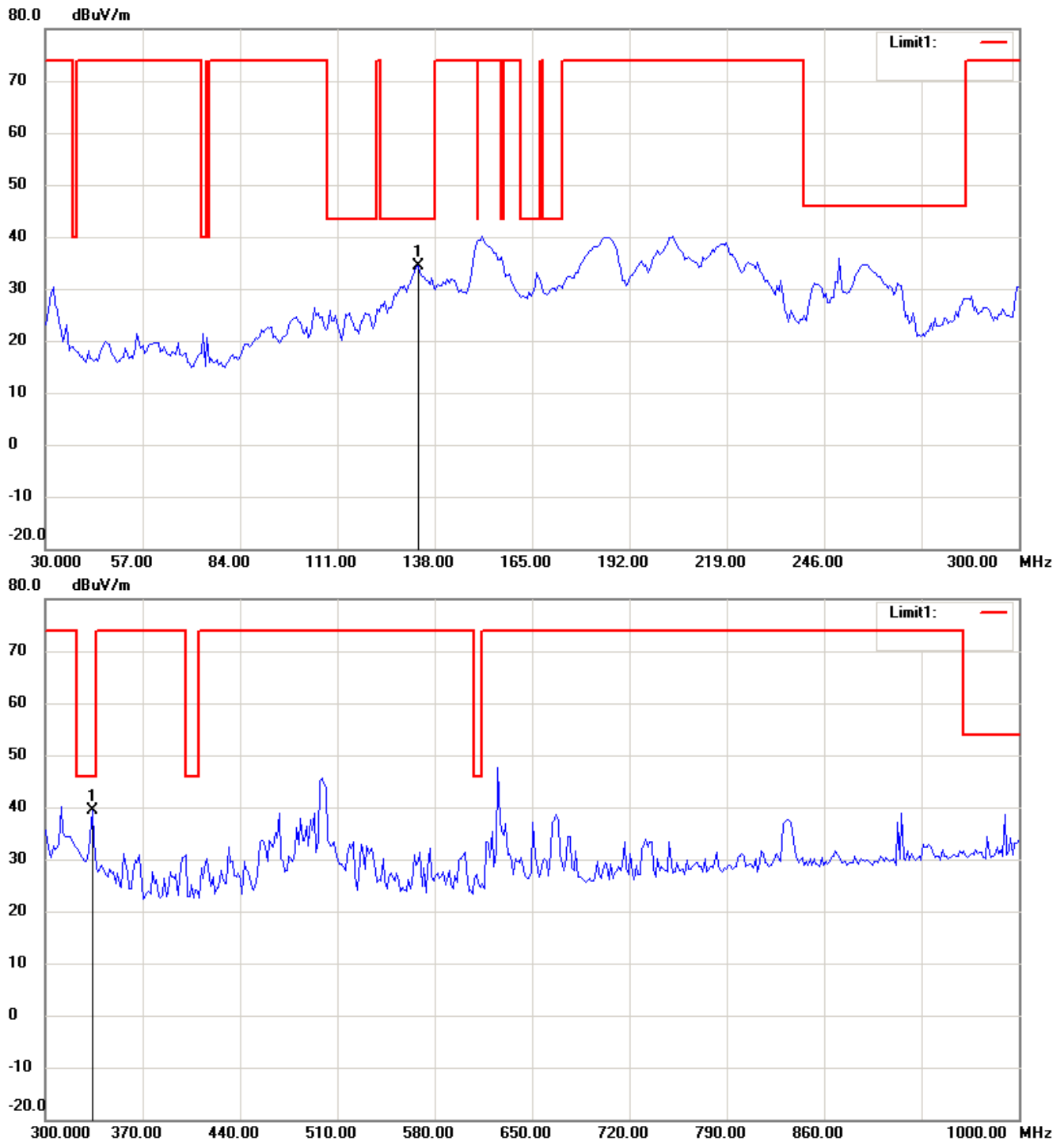


Worldwide Testing Services(Taiwan) Co., Ltd.

Registration number: W6D21109-11842-C-1

FCC ID: YV8-DA1101

Antenna Polarization V



Note:

Up Line: Peak Limit Line, Down Line: Ave Limit Line

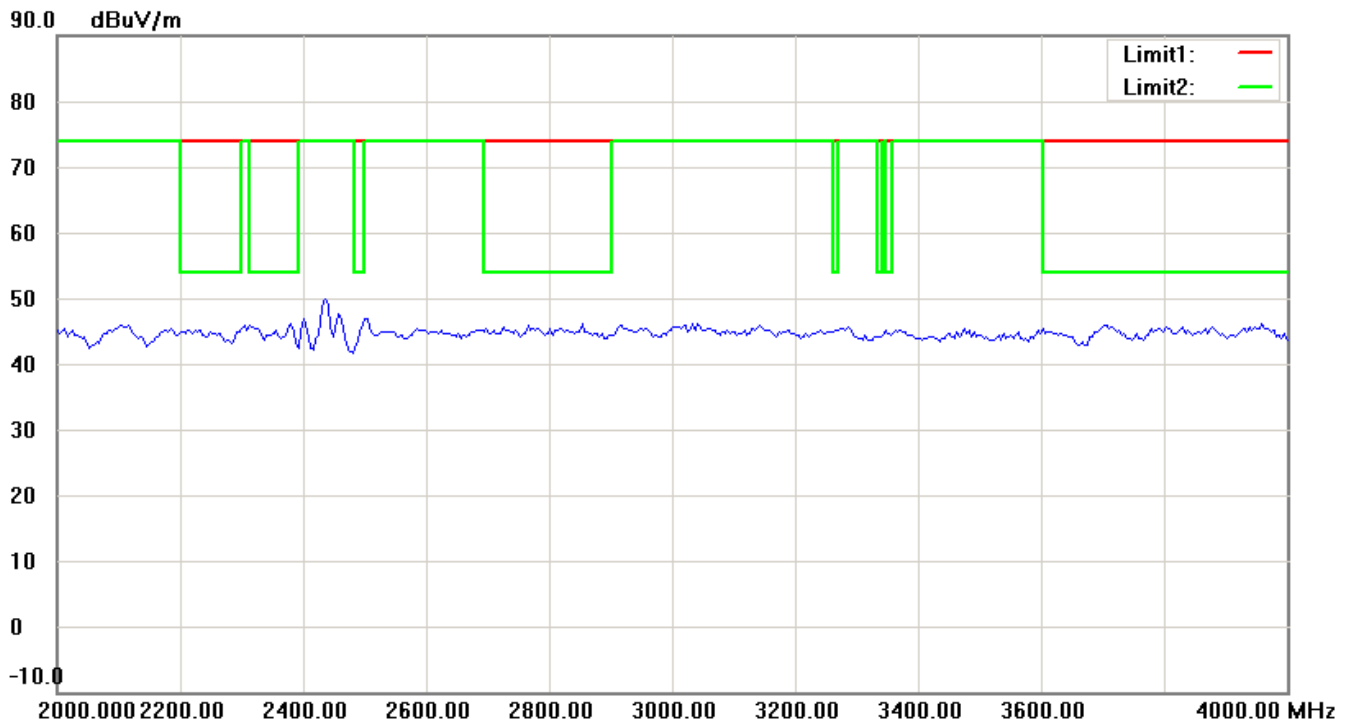
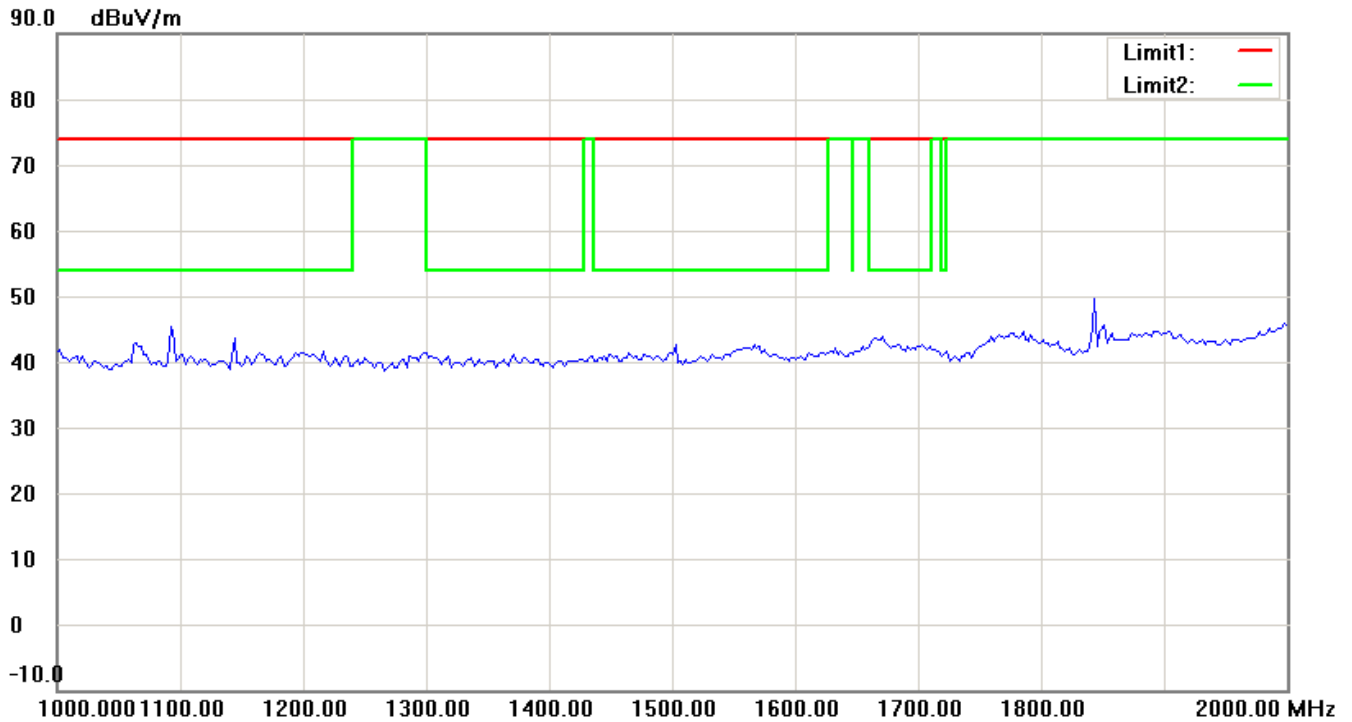
- 1 The attached measurement plots are preliminarily pre-scanned with peak detector for determining the final checking frequencies and are for reference only.
- 2 The some frequencies may exceed the limit line without the specified detectors, but that cannot present the results are failed to the specification of test standard.
- 3 For corrected test results are listed in the relevant table of radiated test data of this test report.



Worldwide Testing Services(Taiwan) Co., Ltd.

Registration number: W6D21109-11842-C-1

FCC ID: YV8-DA1101



Note:

Up Line: Peak Limit Line, Down Line: Ave Limit Line

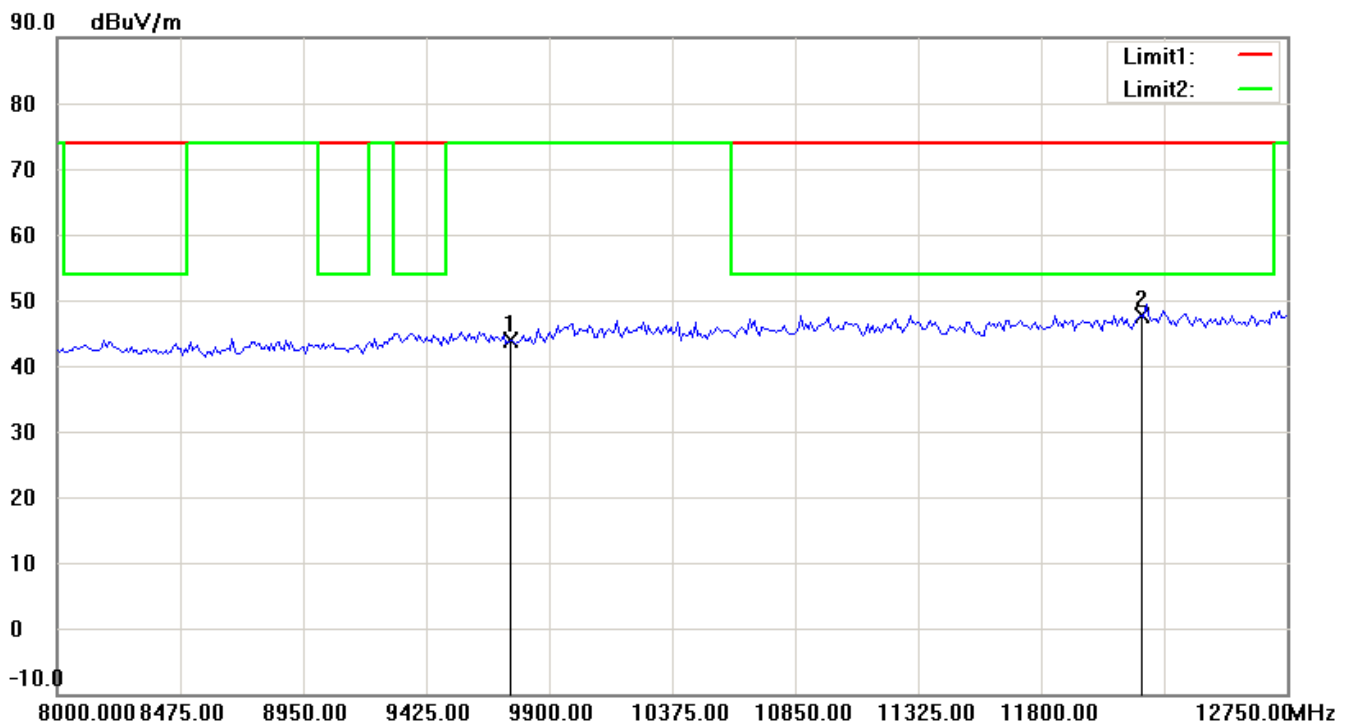
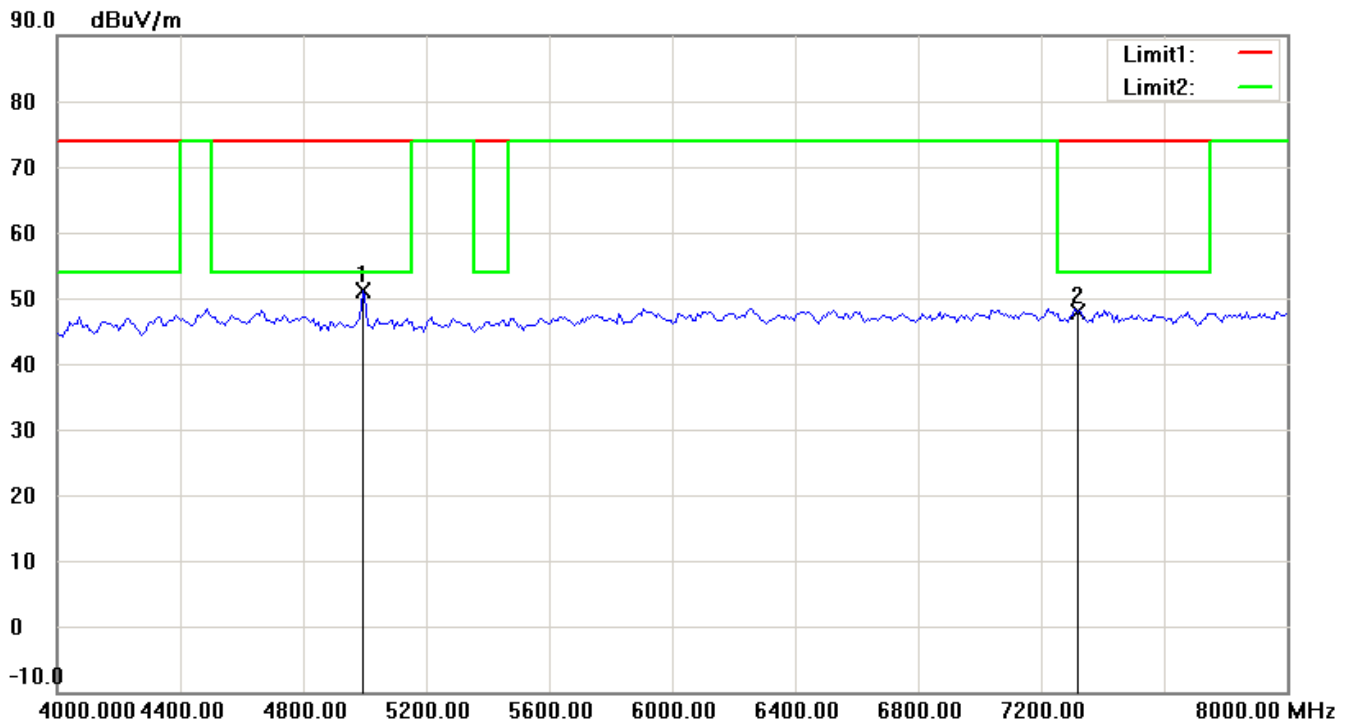
- 1 The attached measurement plots are preliminarily pre-scanned with peak detector for determining the final checking frequencies and are for reference only.
- 2 The some frequencies may exceed the limit line without the specified detectors, but that cannot present the results are failed to the specification of test standard.
- 3 For corrected test results are listed in the relevant table of radiated test data of this test report.



Worldwide Testing Services(Taiwan) Co., Ltd.

Registration number: W6D21109-11842-C-1

FCC ID: YV8-DA1101



Note:

Up Line: Peak Limit Line, Down Line: Ave Limit Line

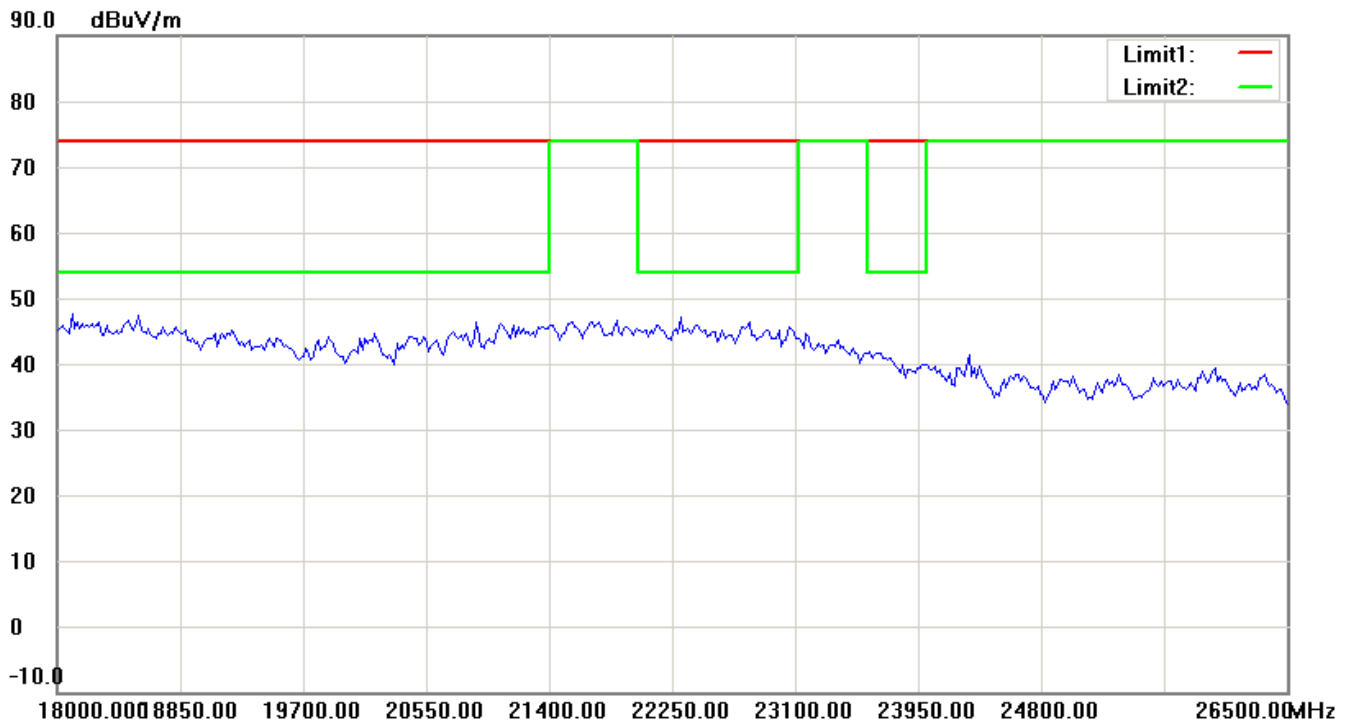
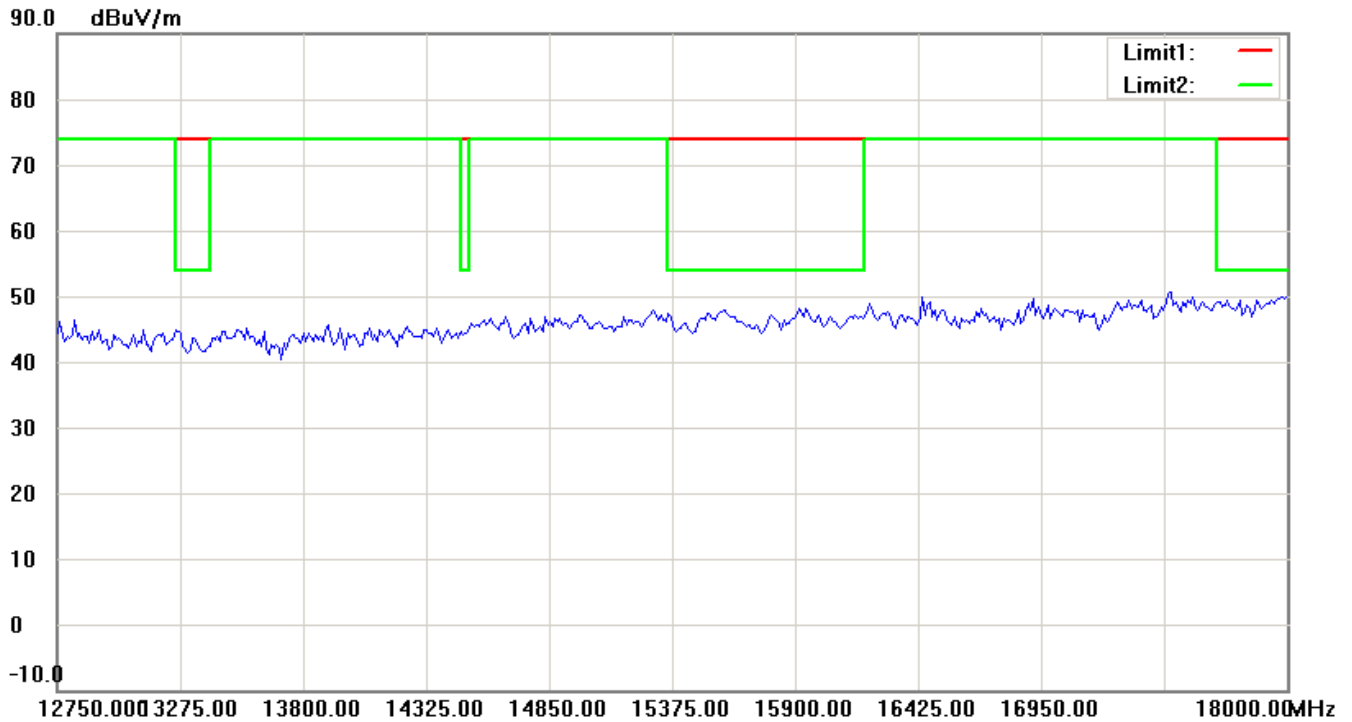
- 1 The attached measurement plots are preliminarily pre-scanned with peak detector for determining the final checking frequencies and are for reference only.
- 2 The some frequencies may exceed the limit line without the specified detectors, but that cannot present the results are failed to the specification of test standard.
- 3 For corrected test results are listed in the relevant table of radiated test data of this test report.



Worldwide Testing Services(Taiwan) Co., Ltd.

Registration number: W6D21109-11842-C-1

FCC ID: YV8-DA1101



Note:

Up Line: Peak Limit Line, Down Line: Ave Limit Line

- 1 The attached measurement plots are preliminarily pre-scanned with peak detector for determining the final checking frequencies and are for reference only.
- 2 The some frequencies may exceed the limit line without the specified detectors, but that cannot present the results are failed to the specification of test standard.
- 3 For corrected test results are listed in the relevant table of radiated test data of this test report.

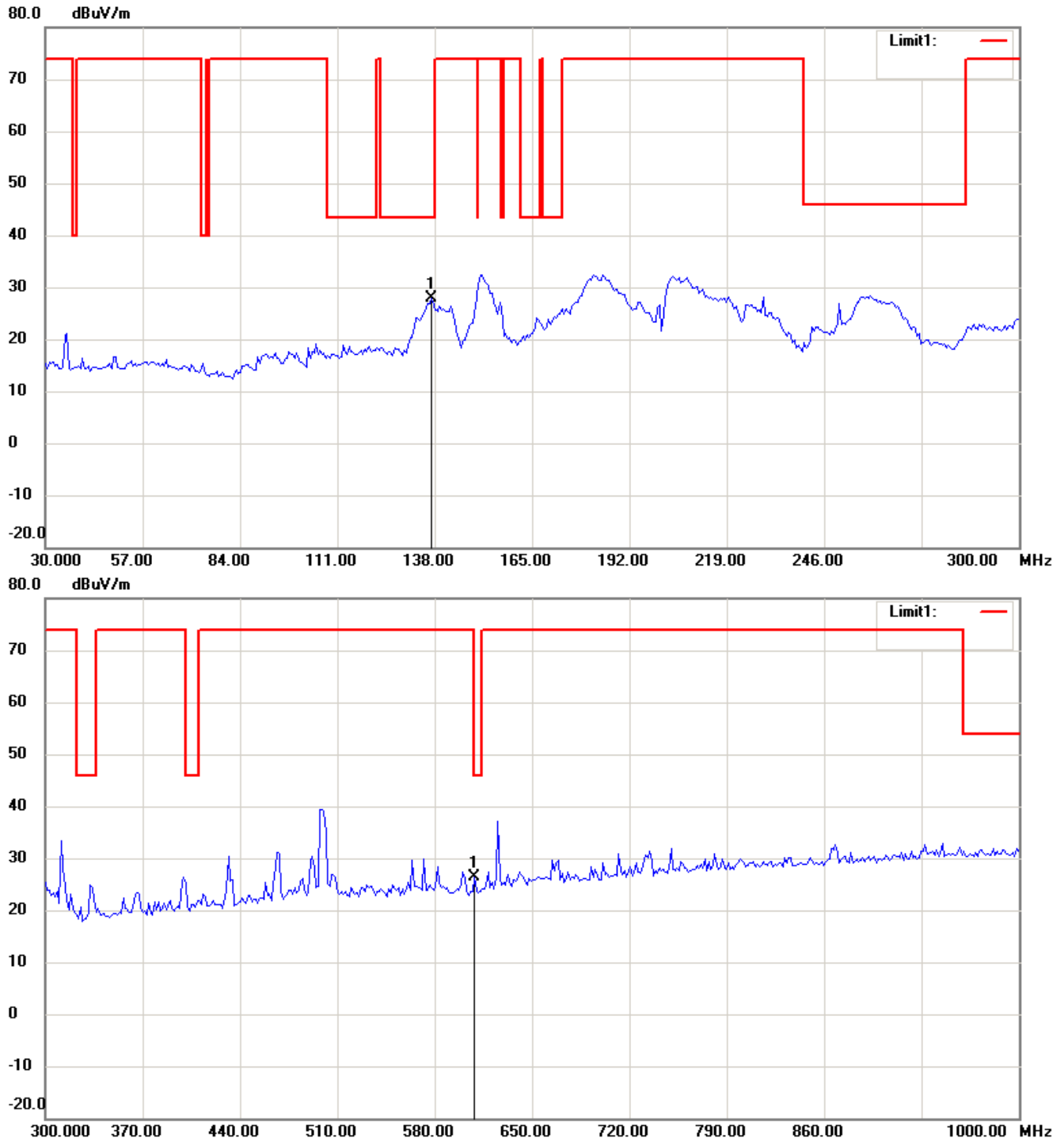


Registration number: W6D21109-11842-C-1

FCC ID: YV8-DA1101

802.11b Channel 11

Antenna Polarization H



Note:

Up Line: Peak Limit Line, Down Line: Ave Limit Line

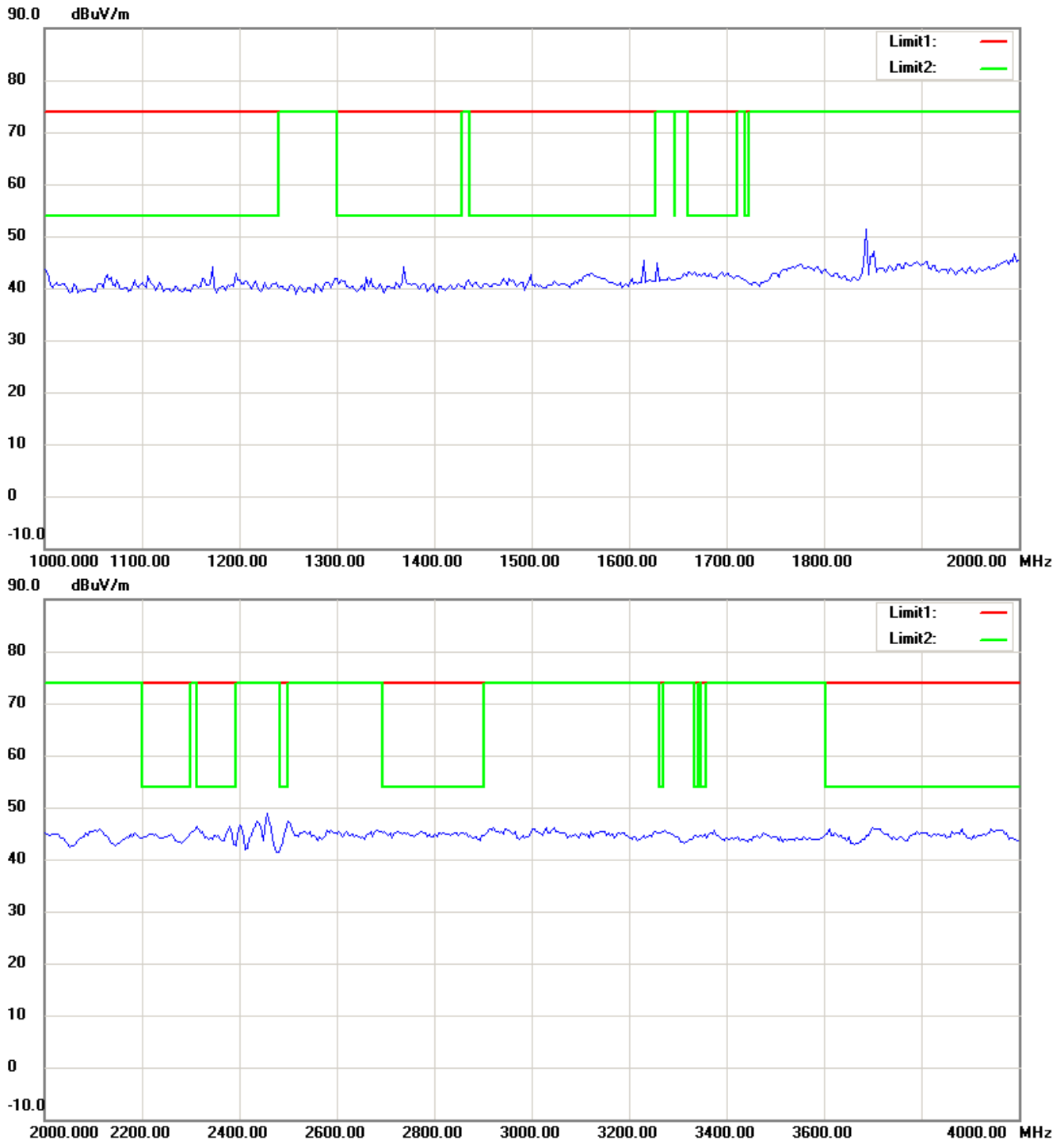
- 1 The attached measurement plots are preliminarily pre-scanned with peak detector for determining the final checking frequencies and are for reference only.
- 2 The some frequencies may exceed the limit line without the specified detectors, but that cannot present the results are failed to the specification of test standard.
- 3 For corrected test results are listed in the relevant table of radiated test data of this test report.



Worldwide Testing Services(Taiwan) Co., Ltd.

Registration number: W6D21109-11842-C-1

FCC ID: YV8-DA1101



Note:

Up Line: Peak Limit Line, Down Line: Ave Limit Line

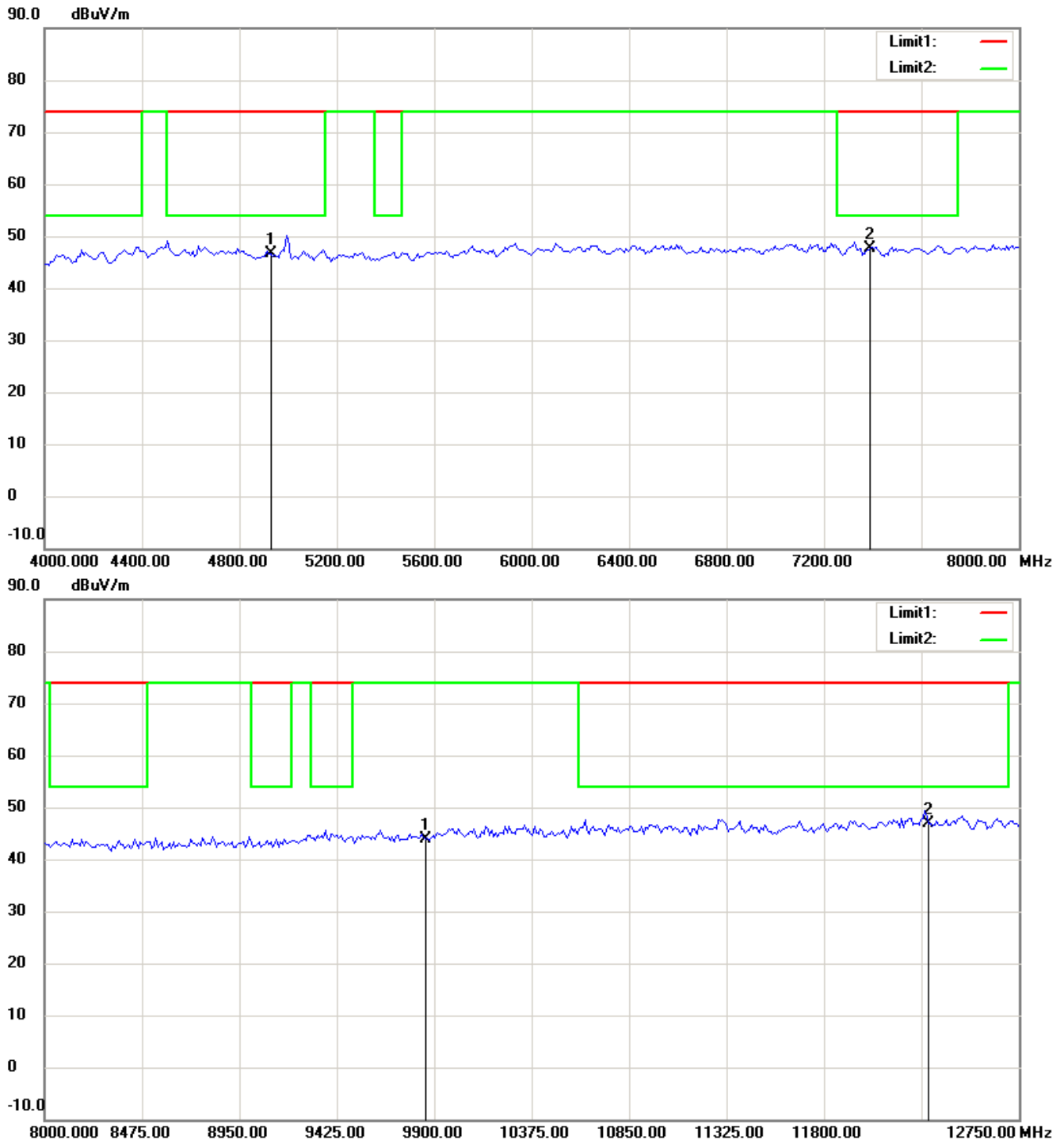
- 1 The attached measurement plots are preliminarily pre-scanned with peak detector for determining the final checking frequencies and are for reference only.
- 2 The some frequencies may exceed the limit line without the specified detectors, but that cannot present the results are failed to the specification of test standard.
- 3 For corrected test results are listed in the relevant table of radiated test data of this test report.



Worldwide Testing Services(Taiwan) Co., Ltd.

Registration number: W6D21109-11842-C-1

FCC ID: YV8-DA1101



Note:

Up Line: Peak Limit Line, Down Line: Ave Limit Line

- 1 The attached measurement plots are preliminarily pre-scanned with peak detector for determining the final checking frequencies and are for reference only.
- 2 The some frequencies may exceed the limit line without the specified detectors, but that cannot present the results are failed to the specification of test standard.
- 3 For corrected test results are listed in the relevant table of radiated test data of this test report.



FCC ID: YV8-DA1101



Up Line: Peak Limit Line, Down Line: Ave Limit Line

- 1 The attached measurement plots are preliminarily pre-scanned with peak detector for determining the final
checking frequencies and are for reference only.
2 The some frequencies may exceed the limit line without the specified detectors, but that cannot present the
results are failed to the specification of test standard.
3 For corrected test results are listed in the relevant table of radiated test data of this test report.

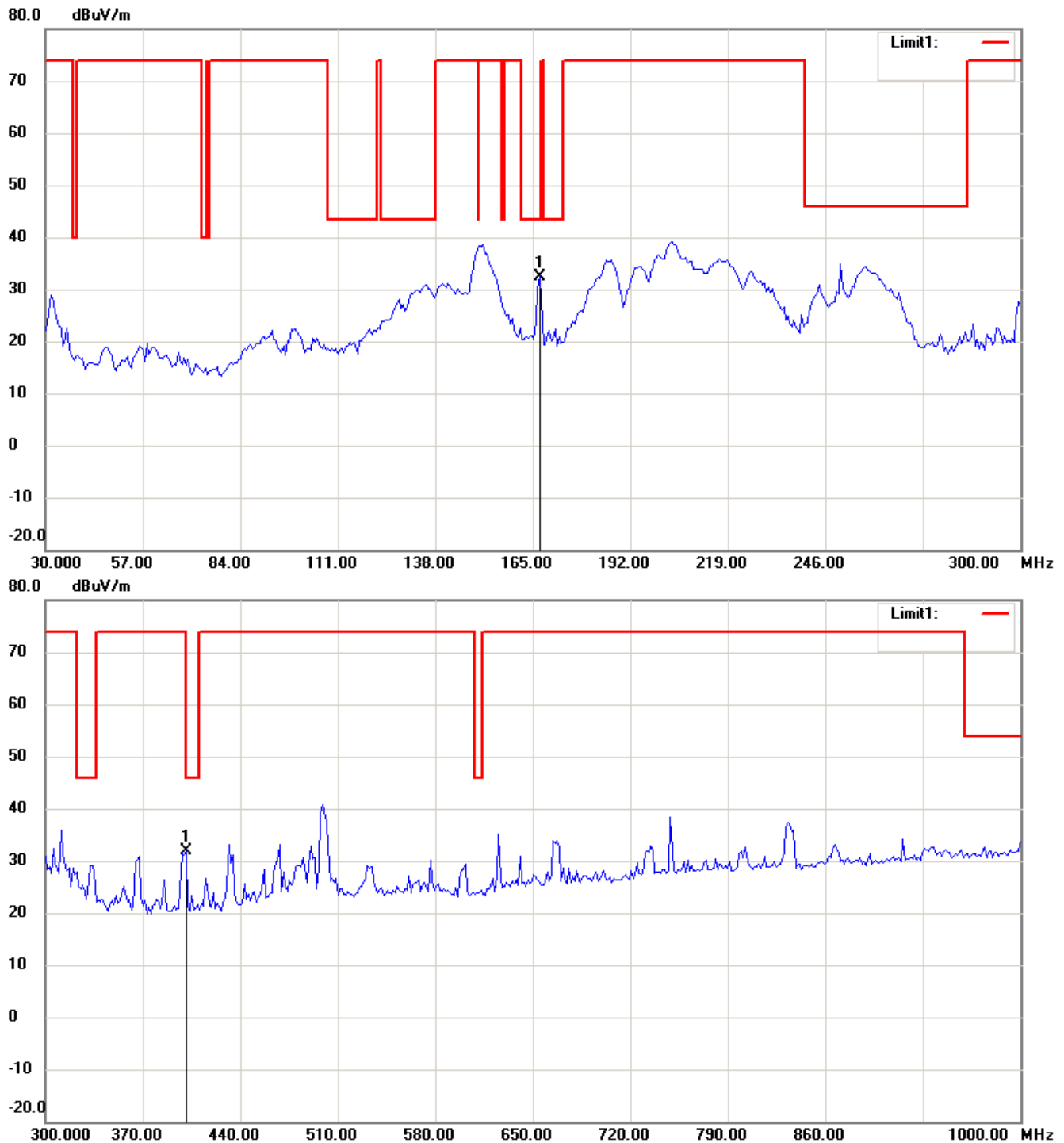


Worldwide Testing Services(Taiwan) Co., Ltd.

Registration number: W6D21109-11842-C-1

FCC ID: YV8-DA1101

Antenna Polarization V



Note:

Up Line: Peak Limit Line, Down Line: Ave Limit Line

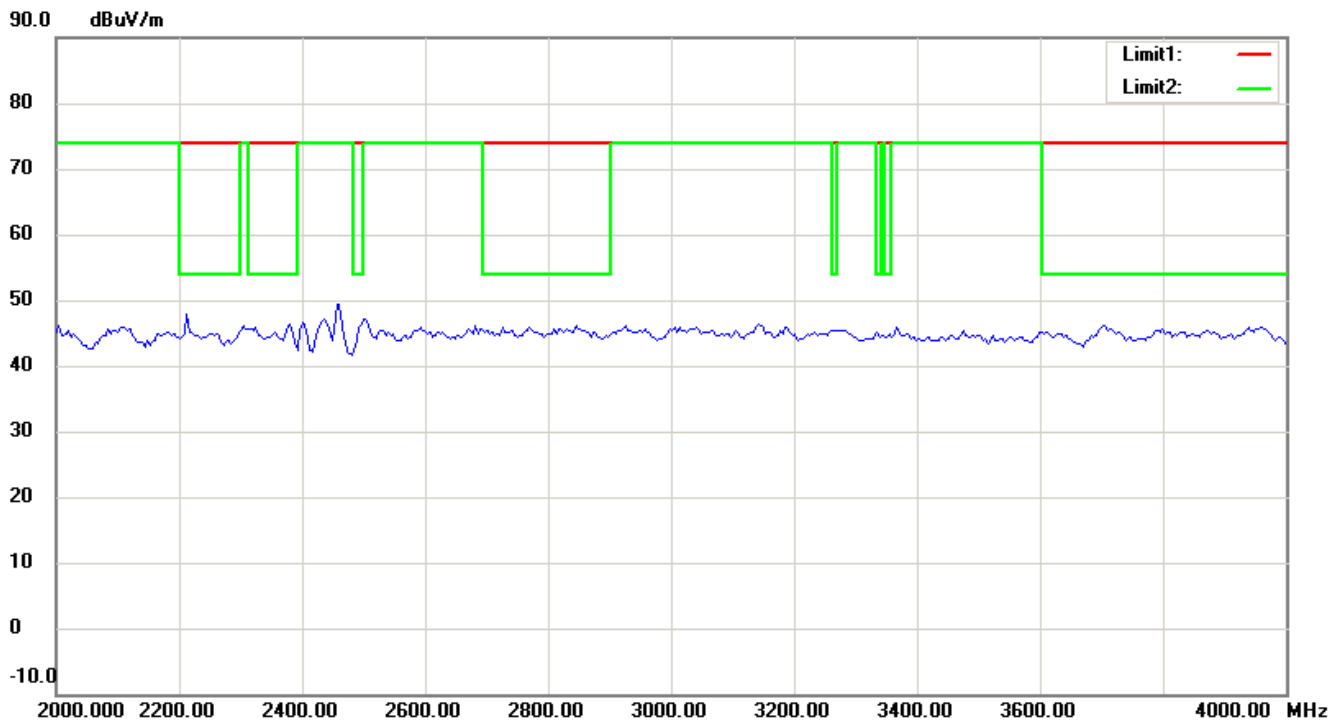
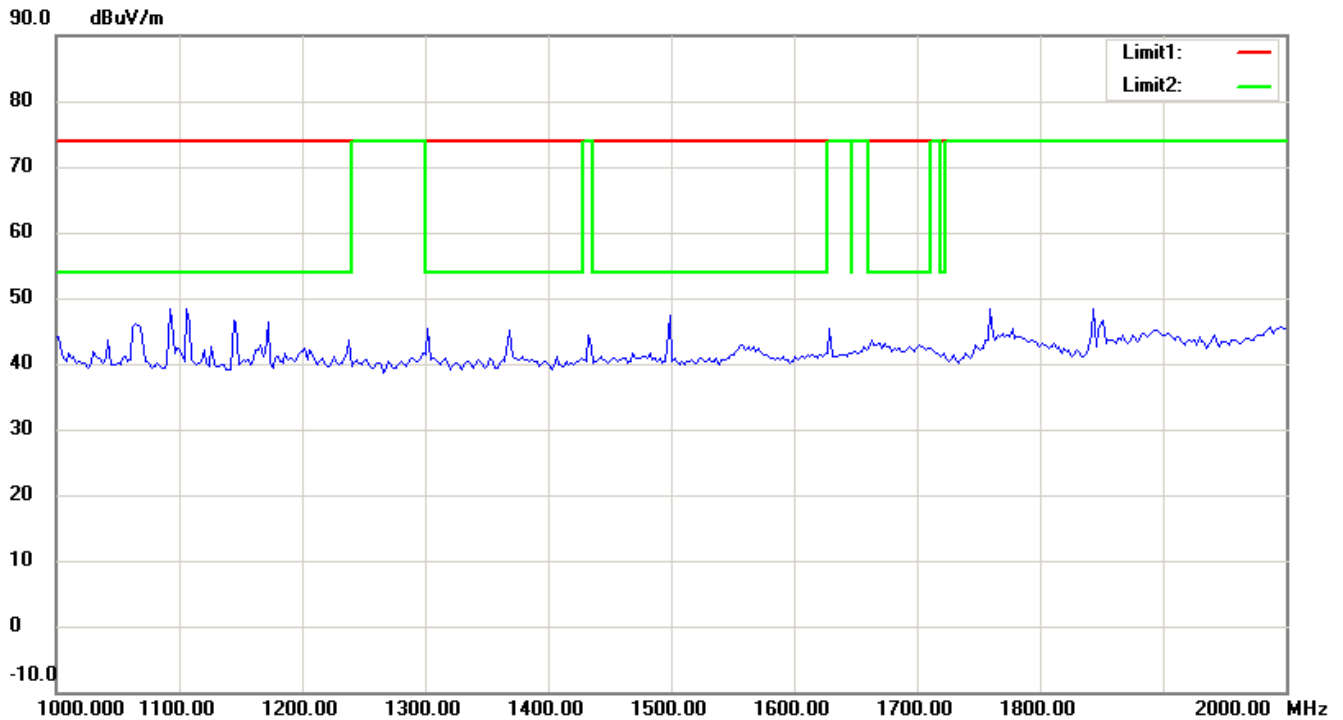
- 1 The attached measurement plots are preliminarily pre-scanned with peak detector for determining the final checking frequencies and are for reference only.
- 2 The some frequencies may exceed the limit line without the specified detectors, but that cannot present the results are failed to the specification of test standard.
- 3 For corrected test results are listed in the relevant table of radiated test data of this test report.



Worldwide Testing Services(Taiwan) Co., Ltd.

Registration number: W6D21109-11842-C-1

FCC ID: YV8-DA1101



Note:

Up Line: Peak Limit Line, Down Line: Ave Limit Line

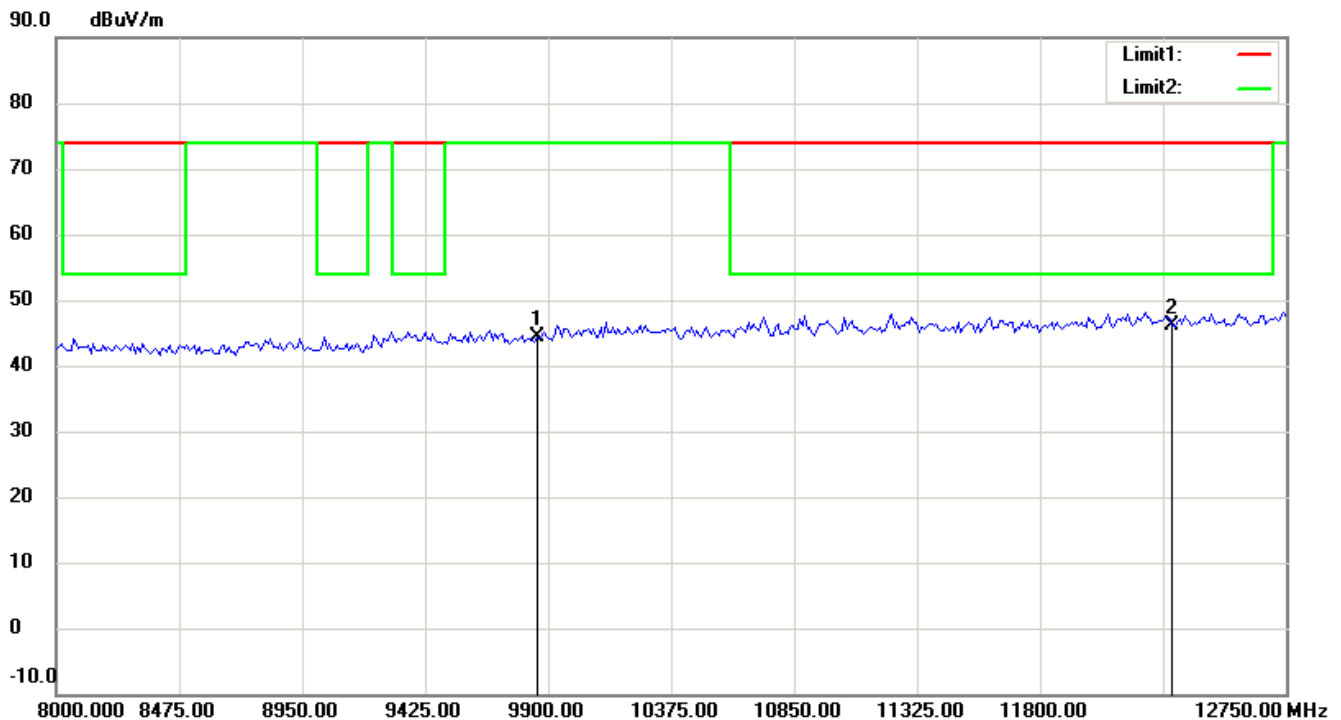
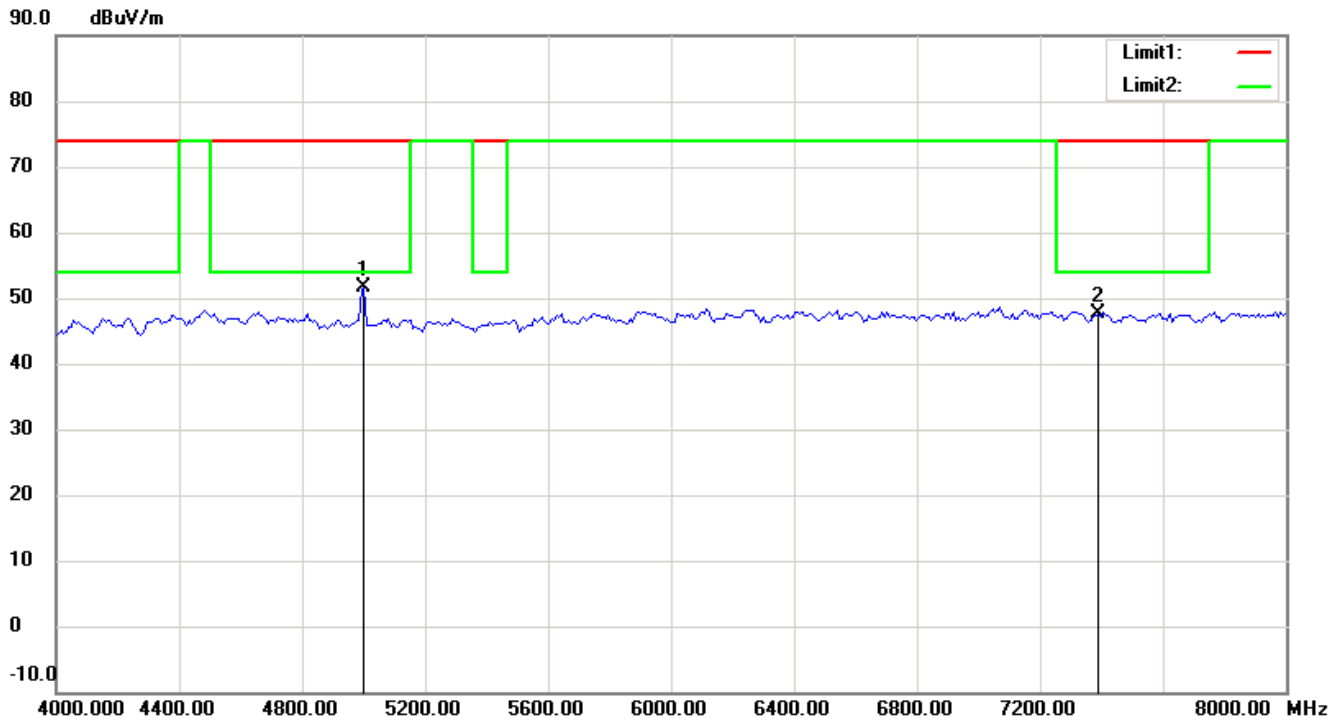
- 1 The attached measurement plots are preliminarily pre-scanned with peak detector for determining the final checking frequencies and are for reference only.
- 2 The some frequencies may exceed the limit line without the specified detectors, but that cannot present the results are failed to the specification of test standard.
- 3 For corrected test results are listed in the relevant table of radiated test data of this test report.



Worldwide Testing Services(Taiwan) Co., Ltd.

Registration number: W6D21109-11842-C-1

FCC ID: YV8-DA1101



Note:

Up Line: Peak Limit Line, Down Line: Ave Limit Line

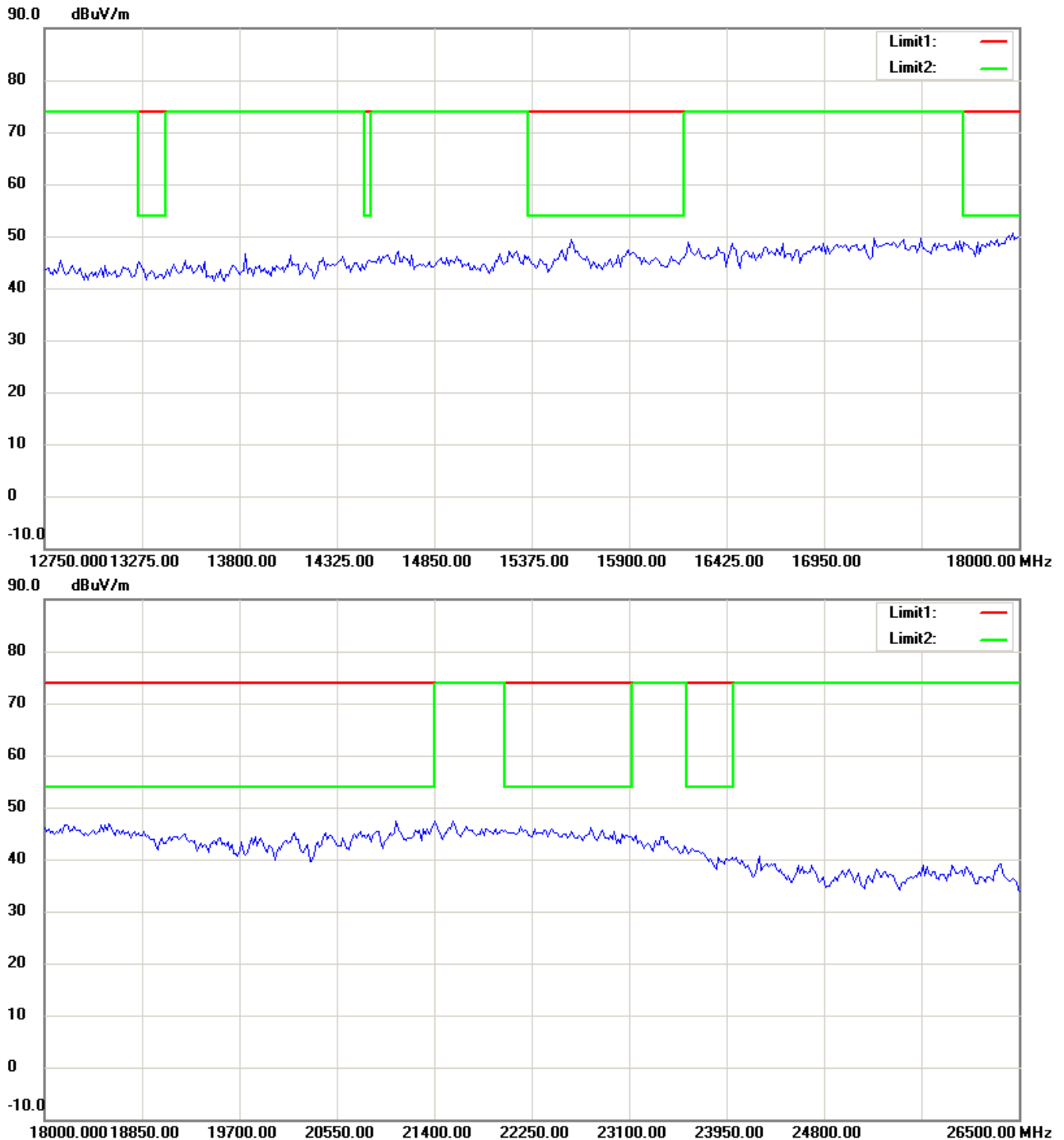
- 1 The attached measurement plots are preliminarily pre-scanned with peak detector for determining the final checking frequencies and are for reference only.
- 2 The some frequencies may exceed the limit line without the specified detectors, but that cannot present the results are failed to the specification of test standard.
- 3 For corrected test results are listed in the relevant table of radiated test data of this test report.



Worldwide Testing Services(Taiwan) Co., Ltd.

Registration number: W6D21109-11842-C-1

FCC ID: YV8-DA1101



Note:

Up Line: Peak Limit Line, Down Line: Ave Limit Line

- 1 The attached measurement plots are preliminarily pre-scanned with peak detector for determining the final checking frequencies and are for reference only.
- 2 The some frequencies may exceed the limit line without the specified detectors, but that cannot present the results are failed to the specification of test standard.
- 3 For corrected test results are listed in the relevant table of radiated test data of this test report.

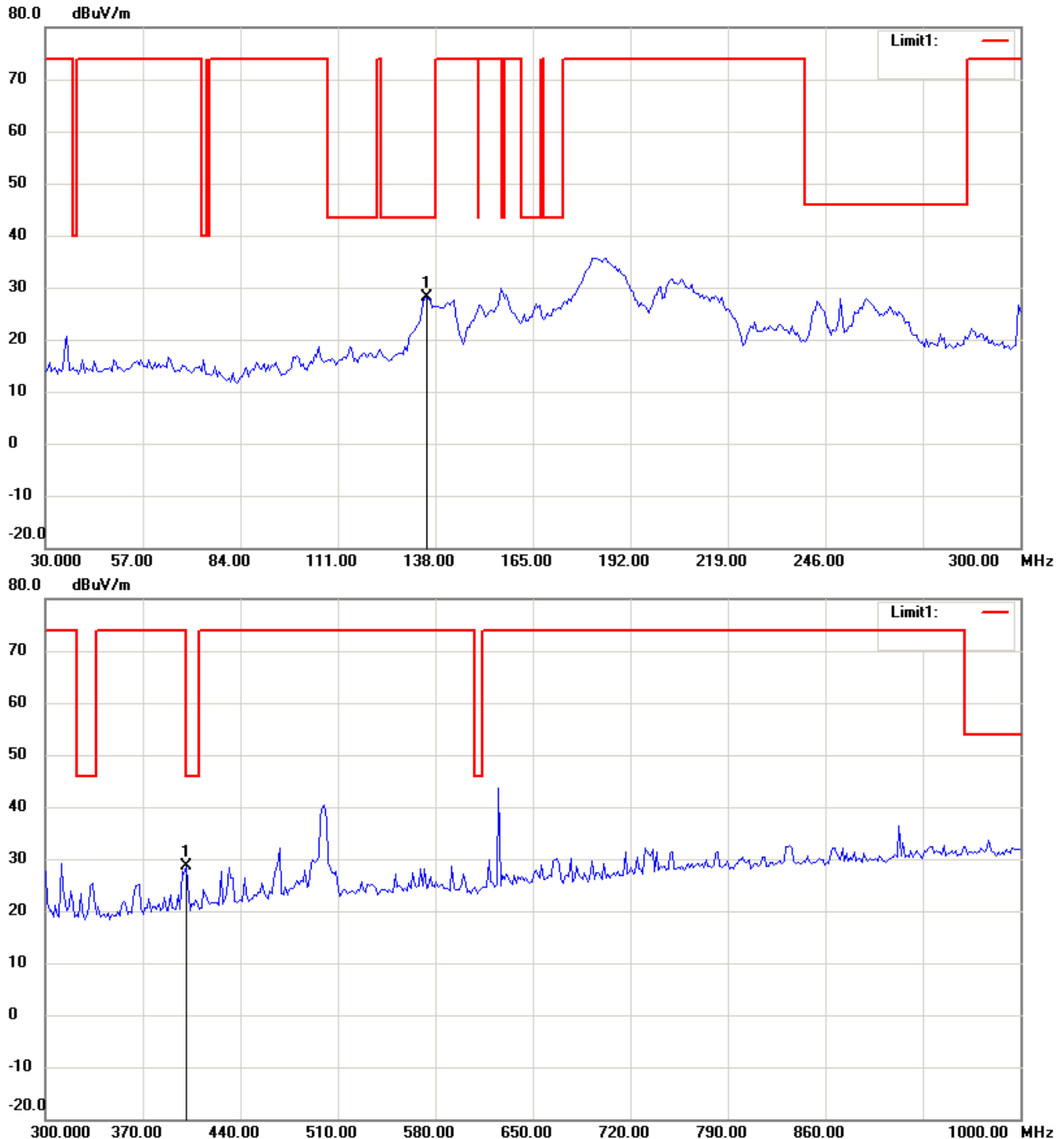


Registration number: W6D21109-11842-C-1

FCC ID: YV8-DA1101

802.11g Channel 1

Antenna Polarization H



Note:

Up Line: Peak Limit Line, Down Line: Ave Limit Line

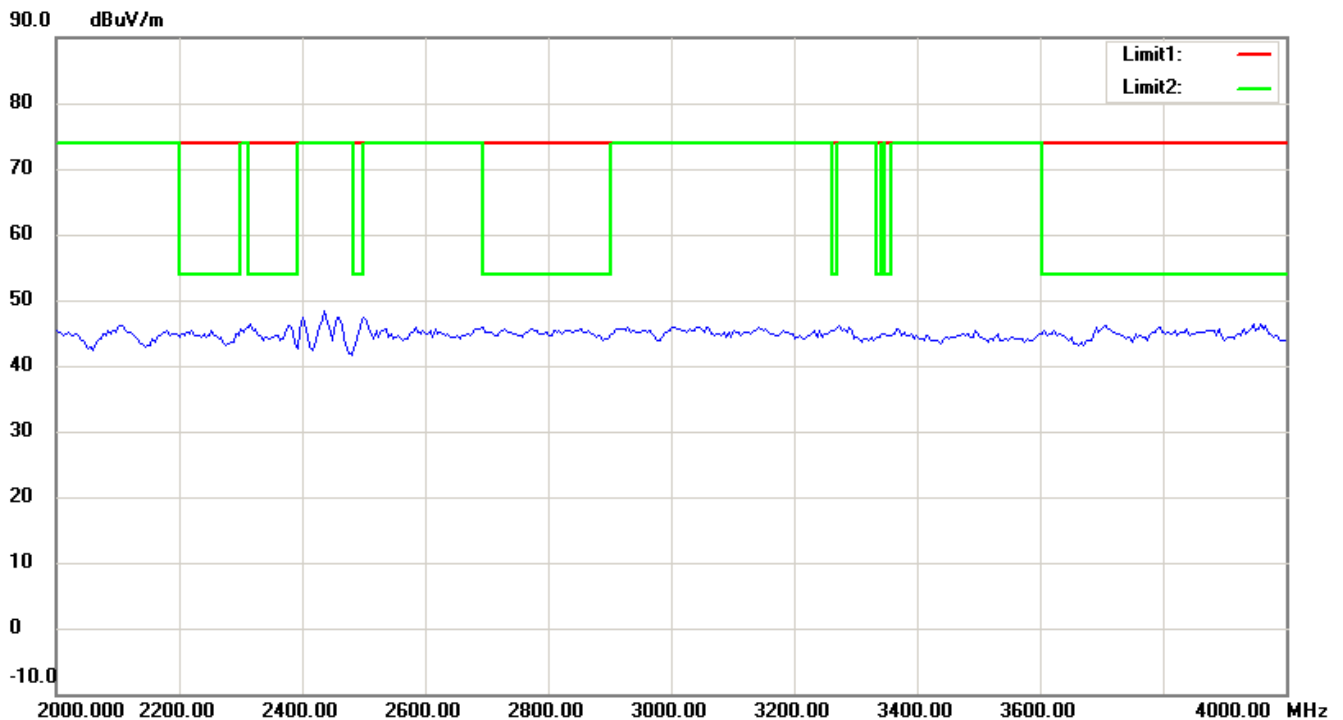
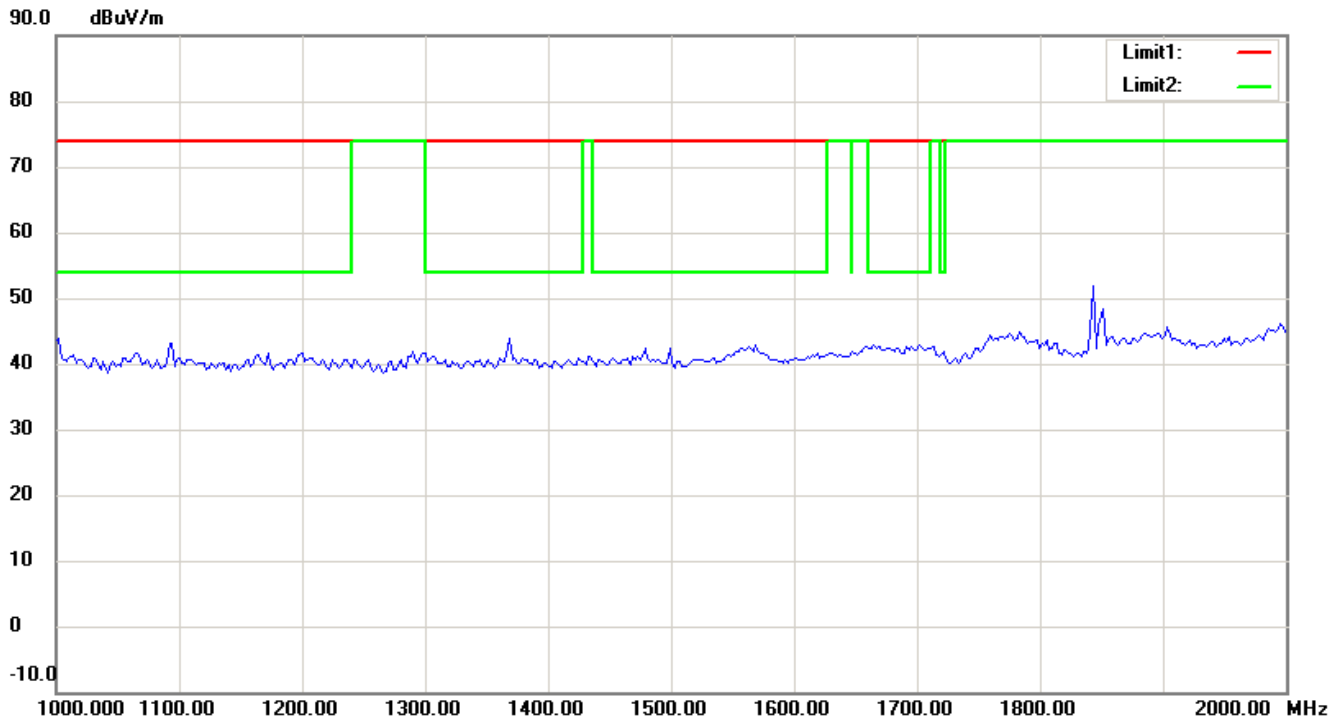
- 1 The attached measurement plots are preliminarily pre-scanned with peak detector for determining the final checking frequencies and are for reference only.
- 2 The some frequencies may exceed the limit line without the specified detectors, but that cannot present the results are failed to the specification of test standard.
- 3 For corrected test results are listed in the relevant table of radiated test data of this test report.



Worldwide Testing Services(Taiwan) Co., Ltd.

Registration number: W6D21109-11842-C-1

FCC ID: YV8-DA1101



Note:

Up Line: Peak Limit Line, Down Line: Ave Limit Line

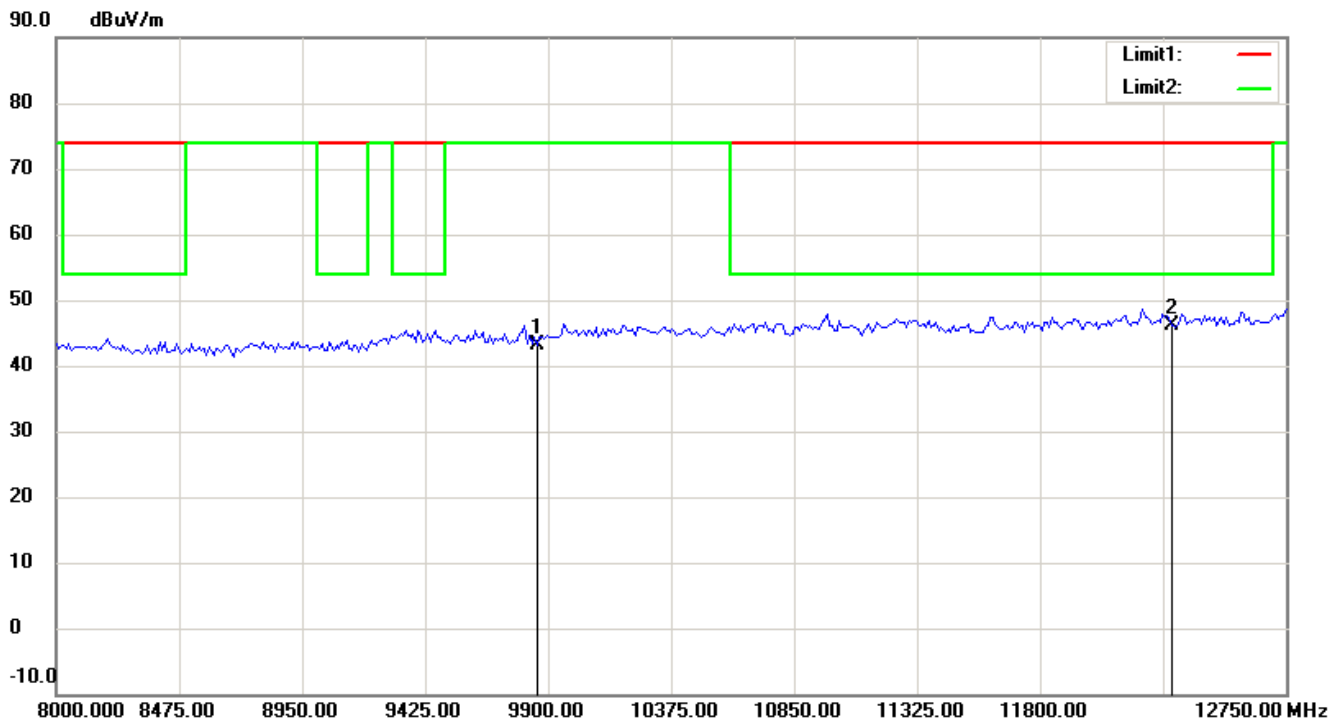
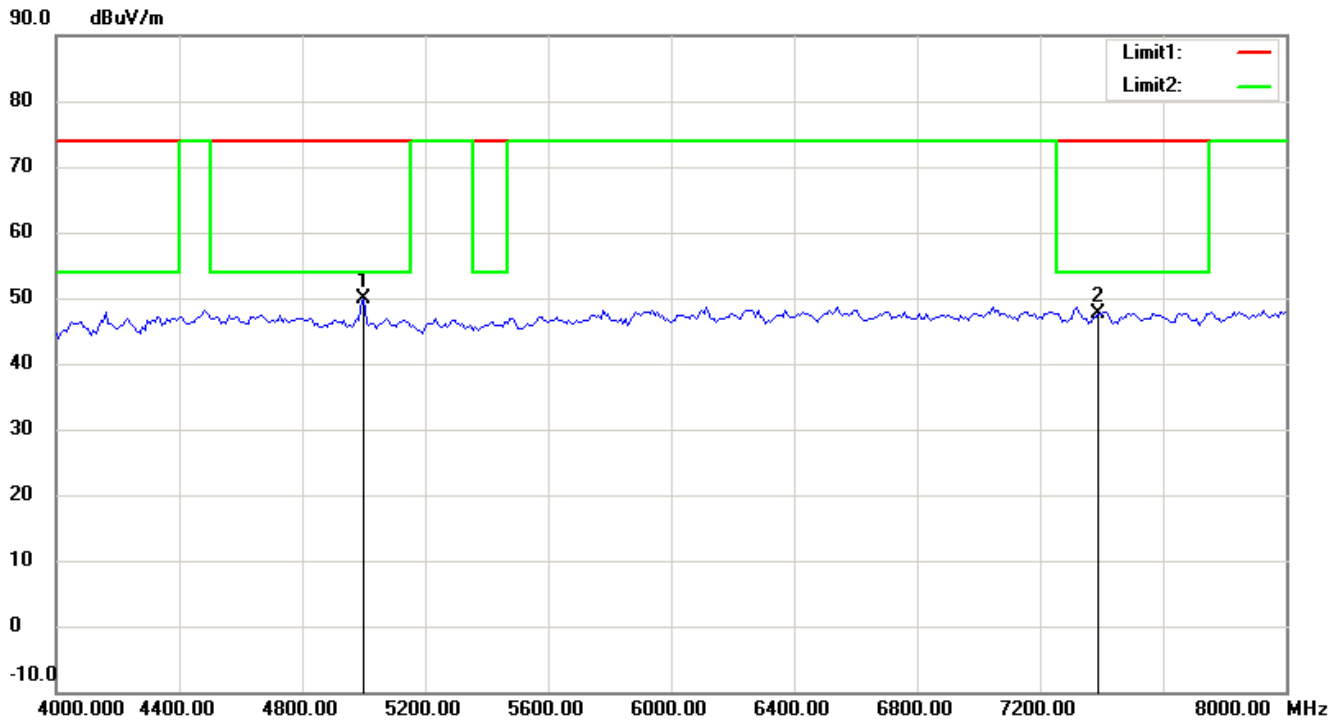
- 1 The attached measurement plots are preliminarily pre-scanned with peak detector for determining the final checking frequencies and are for reference only.
- 2 The some frequencies may exceed the limit line without the specified detectors, but that cannot present the results are failed to the specification of test standard.
- 3 For corrected test results are listed in the relevant table of radiated test data of this test report.



Worldwide Testing Services(Taiwan) Co., Ltd.

Registration number: W6D21109-11842-C-1

FCC ID: YV8-DA1101



Note:

Up Line: Peak Limit Line, Down Line: Ave Limit Line

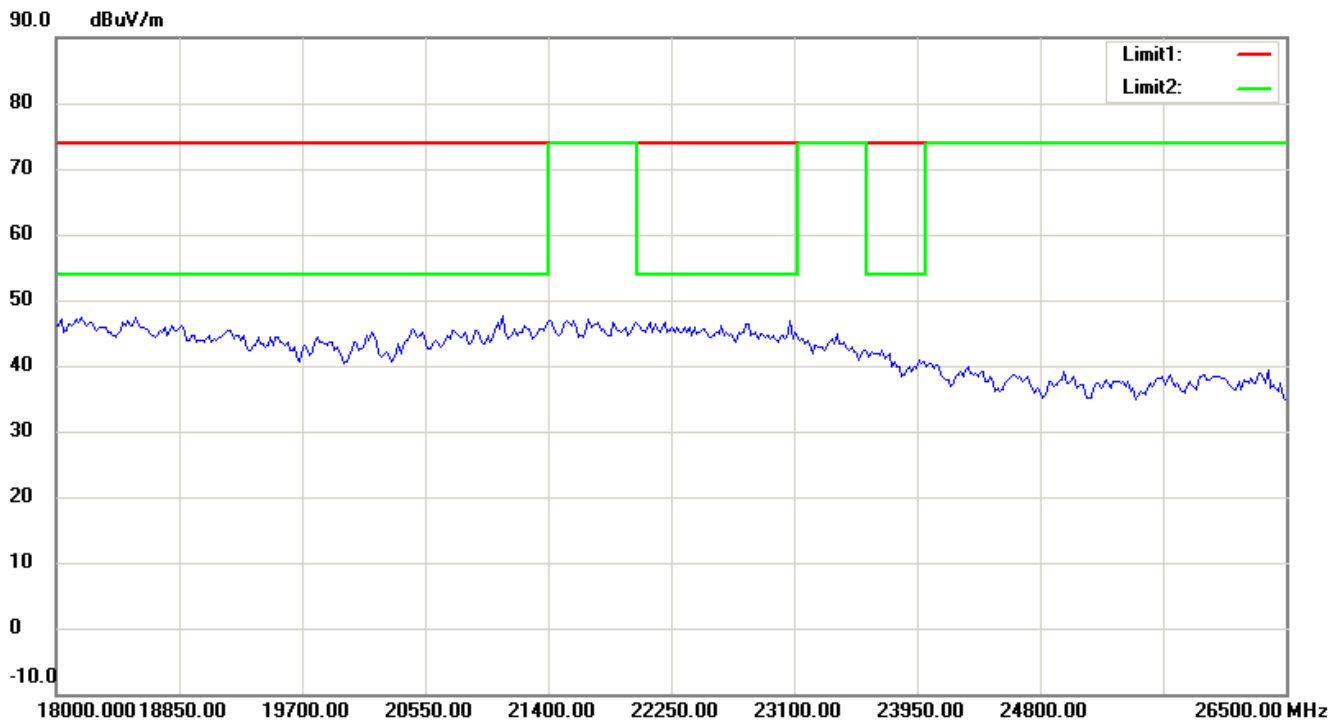
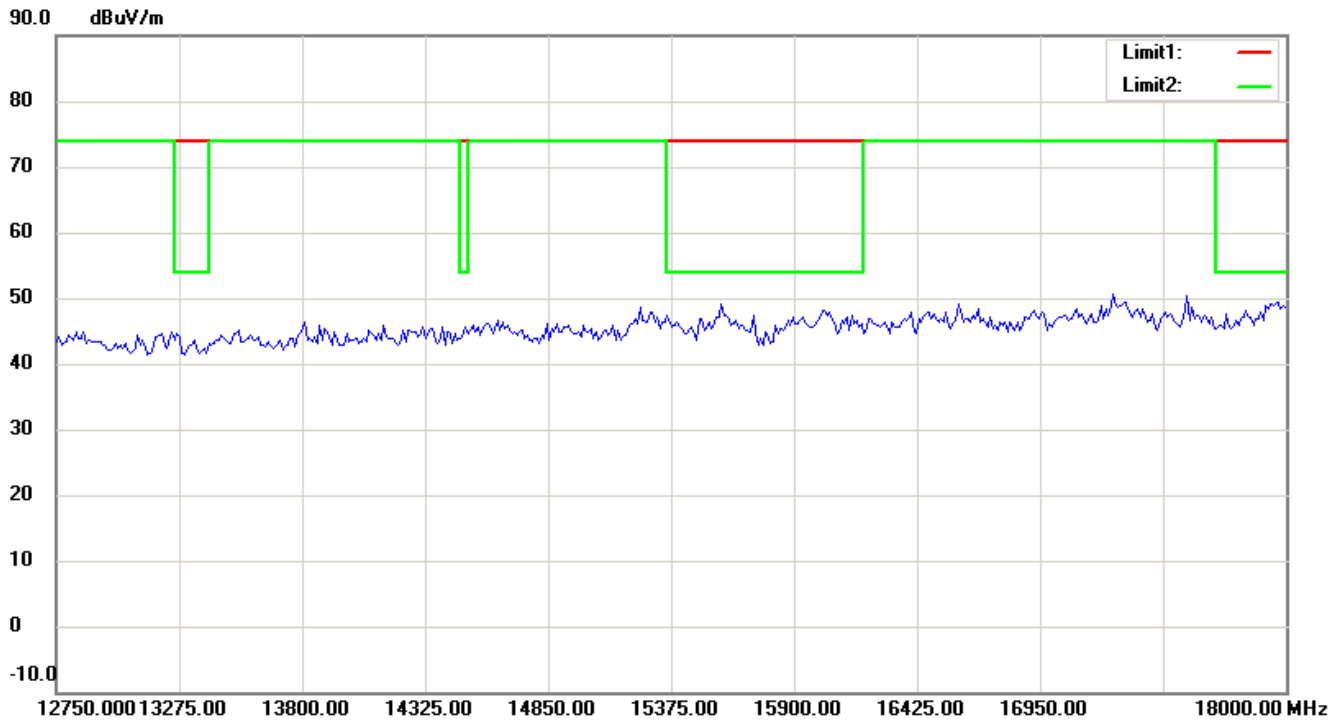
- 1 The attached measurement plots are preliminarily pre-scanned with peak detector for determining the final checking frequencies and are for reference only.
- 2 The some frequencies may exceed the limit line without the specified detectors, but that cannot present the results are failed to the specification of test standard.
- 3 For corrected test results are listed in the relevant table of radiated test data of this test report.



Worldwide Testing Services(Taiwan) Co., Ltd.

Registration number: W6D21109-11842-C-1

FCC ID: YV8-DA1101



Note:

Up Line: Peak Limit Line, Down Line: Ave Limit Line

- 1 The attached measurement plots are preliminarily pre-scanned with peak detector for determining the final checking frequencies and are for reference only.
- 2 The some frequencies may exceed the limit line without the specified detectors, but that cannot present the results are failed to the specification of test standard.
- 3 For corrected test results are listed in the relevant table of radiated test data of this test report.

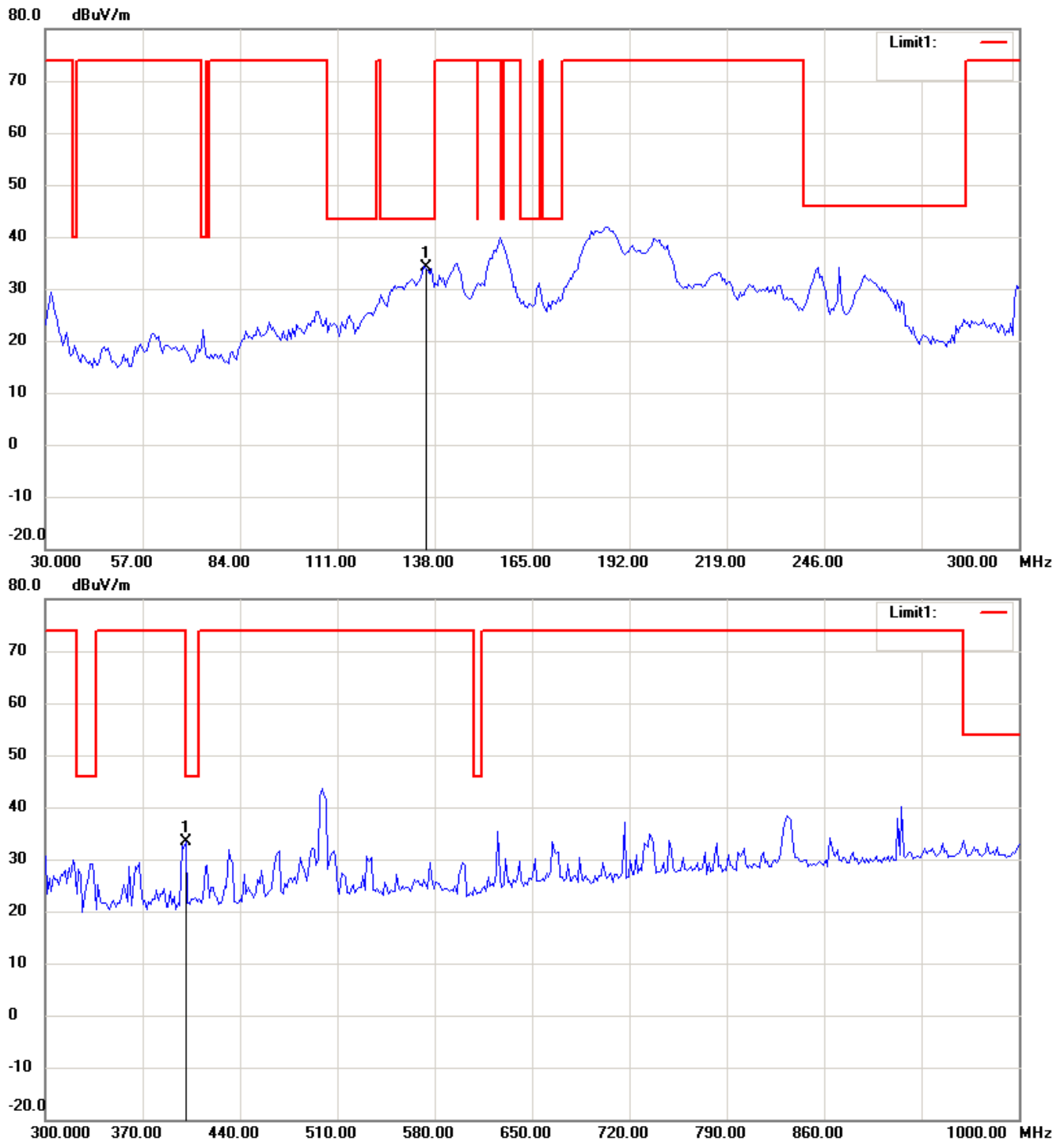


Worldwide Testing Services(Taiwan) Co., Ltd.

Registration number: W6D21109-11842-C-1

FCC ID: YV8-DA1101

Antenna Polarization V



Note:

Up Line: Peak Limit Line, Down Line: Ave Limit Line

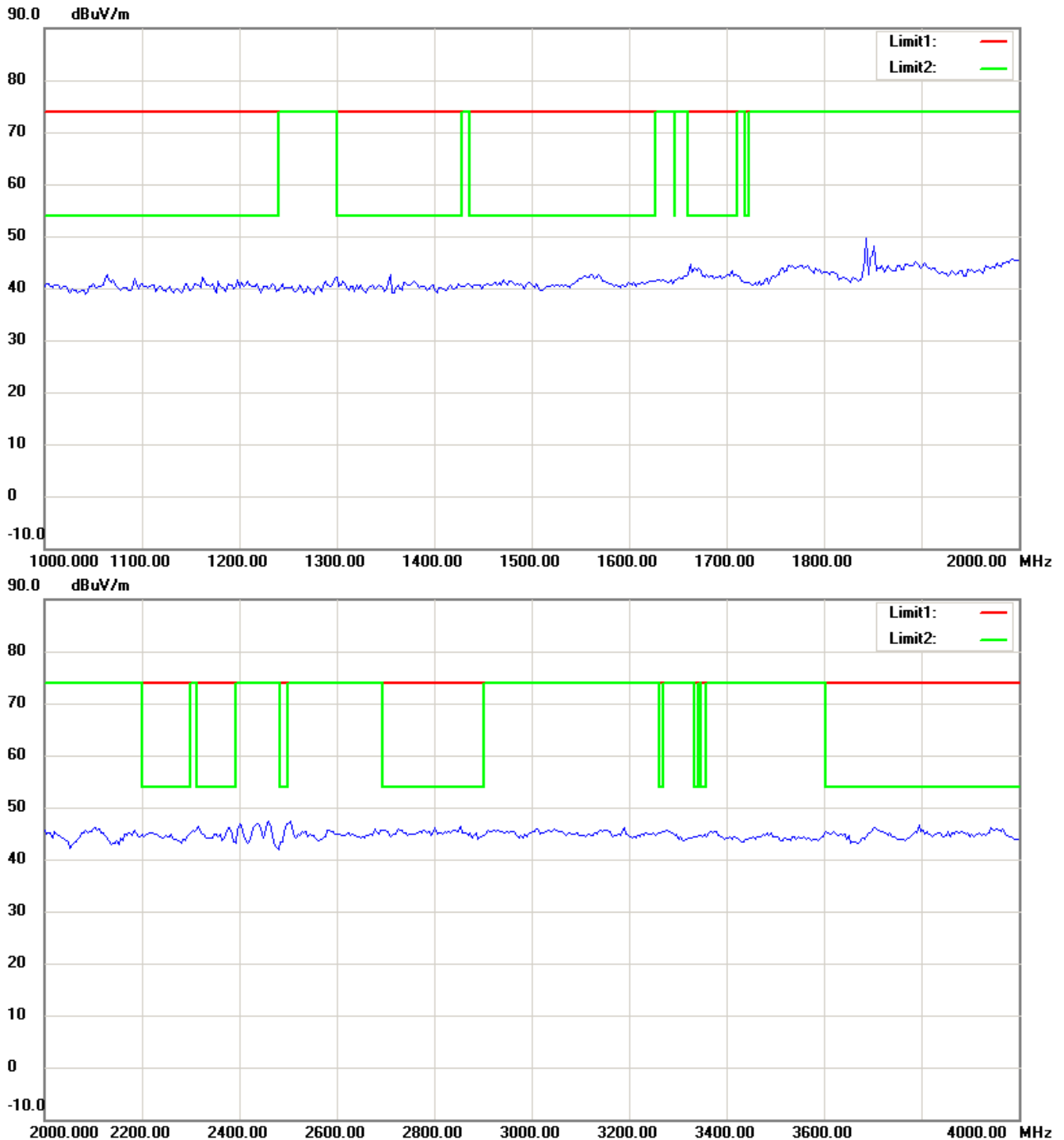
- 1 The attached measurement plots are preliminarily pre-scanned with peak detector for determining the final checking frequencies and are for reference only.
- 2 The some frequencies may exceed the limit line without the specified detectors, but that cannot present the results are failed to the specification of test standard.
- 3 For corrected test results are listed in the relevant table of radiated test data of this test report.



Worldwide Testing Services(Taiwan) Co., Ltd.

Registration number: W6D21109-11842-C-1

FCC ID: YV8-DA1101



Note:

Up Line: Peak Limit Line, Down Line: Ave Limit Line

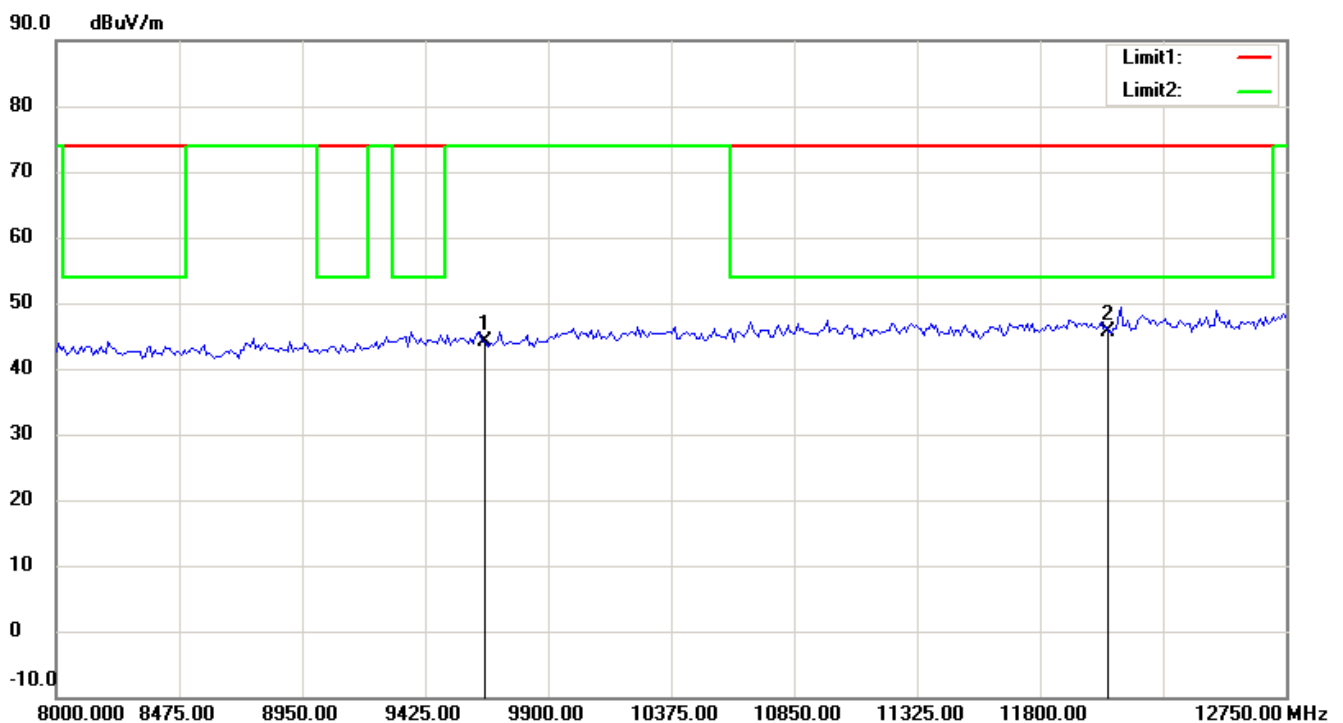
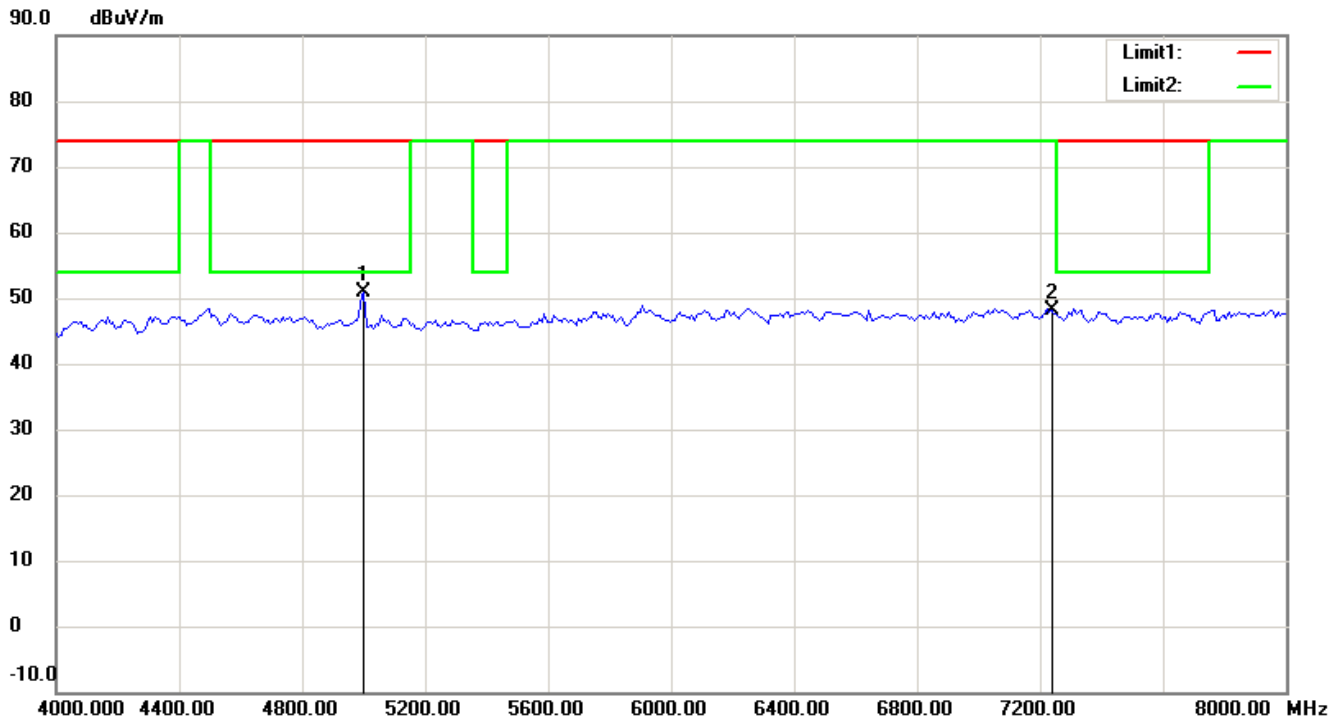
- 1 The attached measurement plots are preliminarily pre-scanned with peak detector for determining the final checking frequencies and are for reference only.
- 2 The some frequencies may exceed the limit line without the specified detectors, but that cannot present the results are failed to the specification of test standard.
- 3 For corrected test results are listed in the relevant table of radiated test data of this test report.



Worldwide Testing Services(Taiwan) Co., Ltd.

Registration number: W6D21109-11842-C-1

FCC ID: YV8-DA1101



Note:

Up Line: Peak Limit Line, Down Line: Ave Limit Line

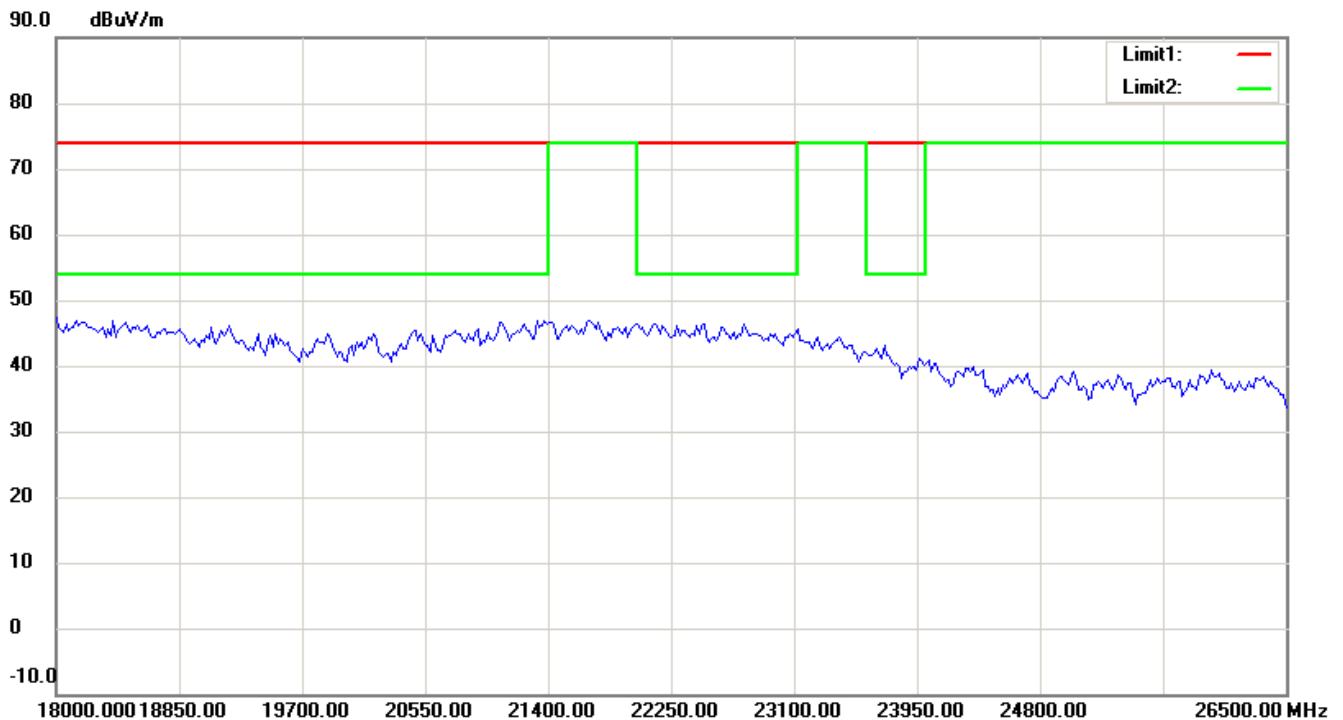
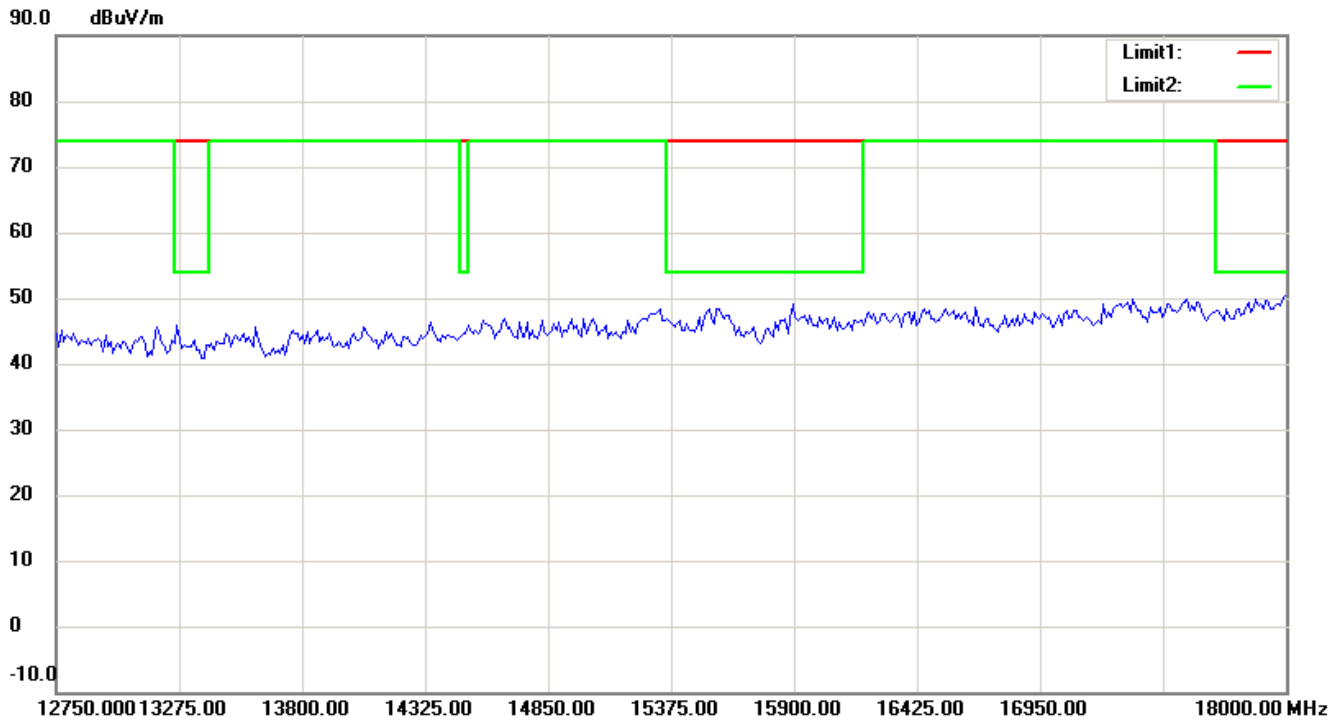
- 1 The attached measurement plots are preliminarily pre-scanned with peak detector for determining the final checking frequencies and are for reference only.
- 2 The some frequencies may exceed the limit line without the specified detectors, but that cannot present the results are failed to the specification of test standard.
- 3 For corrected test results are listed in the relevant table of radiated test data of this test report.



Worldwide Testing Services(Taiwan) Co., Ltd.

Registration number: W6D21109-11842-C-1

FCC ID: YV8-DA1101



Note:

Up Line: Peak Limit Line, Down Line: Ave Limit Line

- 1 The attached measurement plots are preliminarily pre-scanned with peak detector for determining the final checking frequencies and are for reference only.
- 2 The some frequencies may exceed the limit line without the specified detectors, but that cannot present the results are failed to the specification of test standard.
- 3 For corrected test results are listed in the relevant table of radiated test data of this test report.

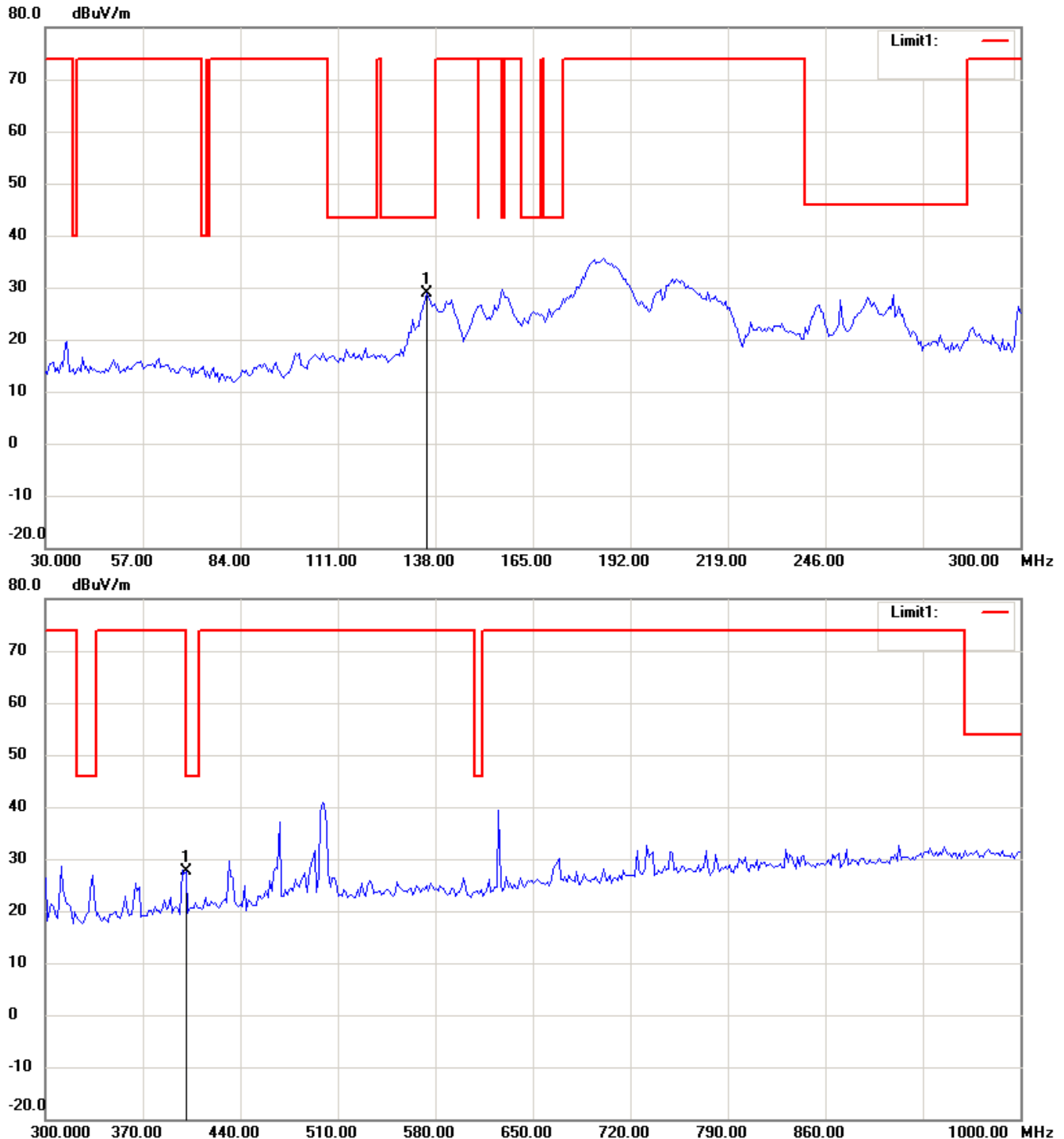


Registration number: W6D21109-11842-C-1

FCC ID: YV8-DA1101

802.11g Channel 6

Antenna Polarization H



Note:

Up Line: Peak Limit Line, Down Line: Ave Limit Line

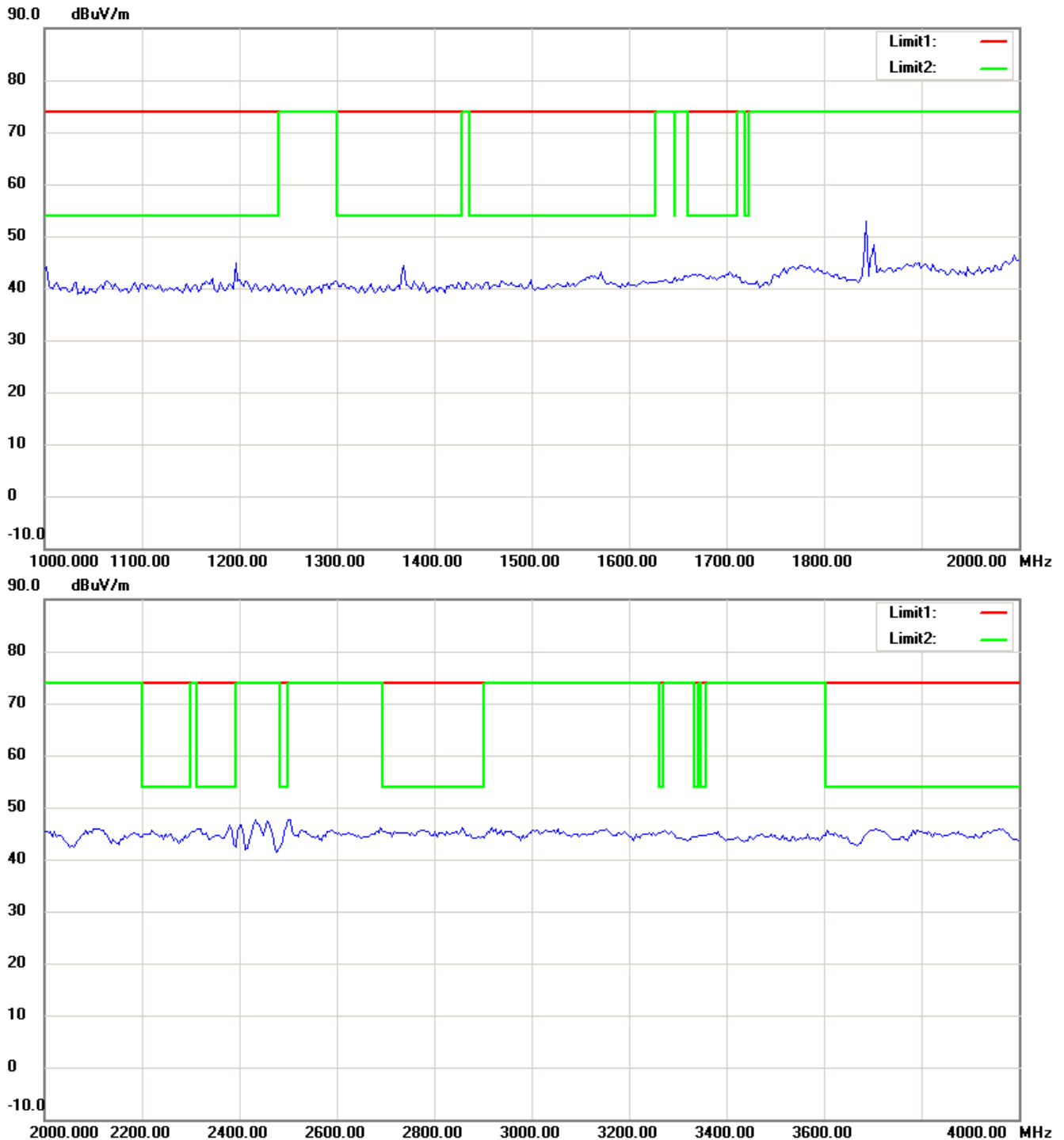
- 1 The attached measurement plots are preliminarily pre-scanned with peak detector for determining the final checking frequencies and are for reference only.
- 2 The some frequencies may exceed the limit line without the specified detectors, but that cannot present the results are failed to the specification of test standard.
- 3 For corrected test results are listed in the relevant table of radiated test data of this test report.



Worldwide Testing Services(Taiwan) Co., Ltd.

Registration number: W6D21109-11842-C-1

FCC ID: YV8-DA1101



Note:

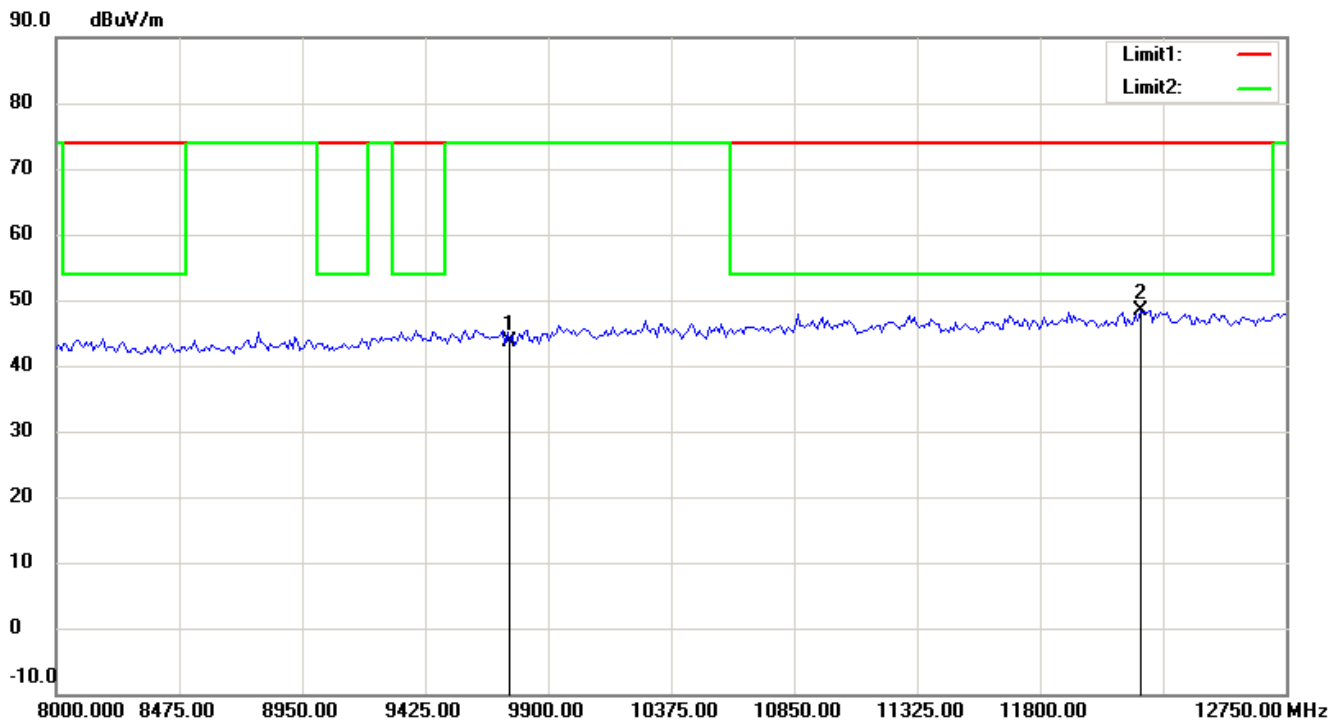
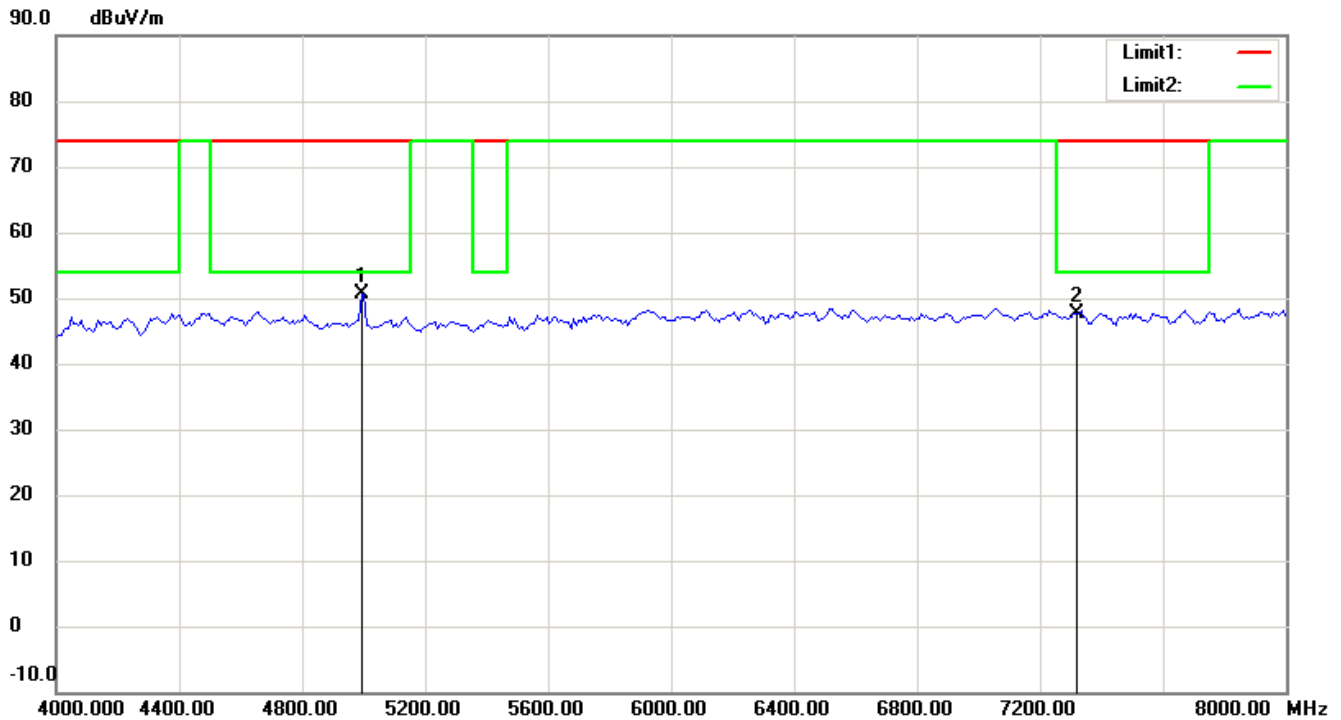
Up Line: Peak Limit Line, Down Line: Ave Limit Line

- 1 The attached measurement plots are preliminarily pre-scanned with peak detector for determining the final checking frequencies and are for reference only.
- 2 The some frequencies may exceed the limit line without the specified detectors, but that cannot present the results are failed to the specification of test standard.
- 3 For corrected test results are listed in the relevant table of radiated test data of this test report.



Registration number: W6D21109-11842-C-1

FCC ID: YV8-DA1101



Note:

Up Line: Peak Limit Line, Down Line: Ave Limit Line

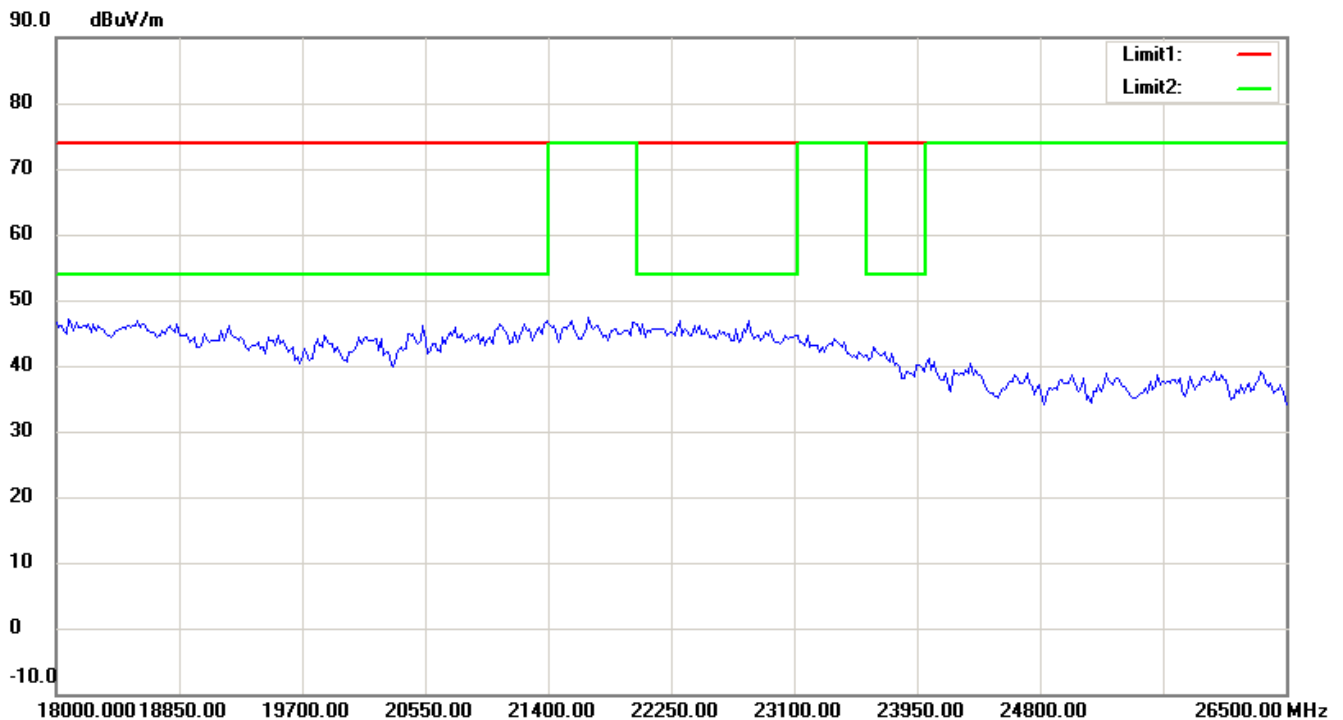
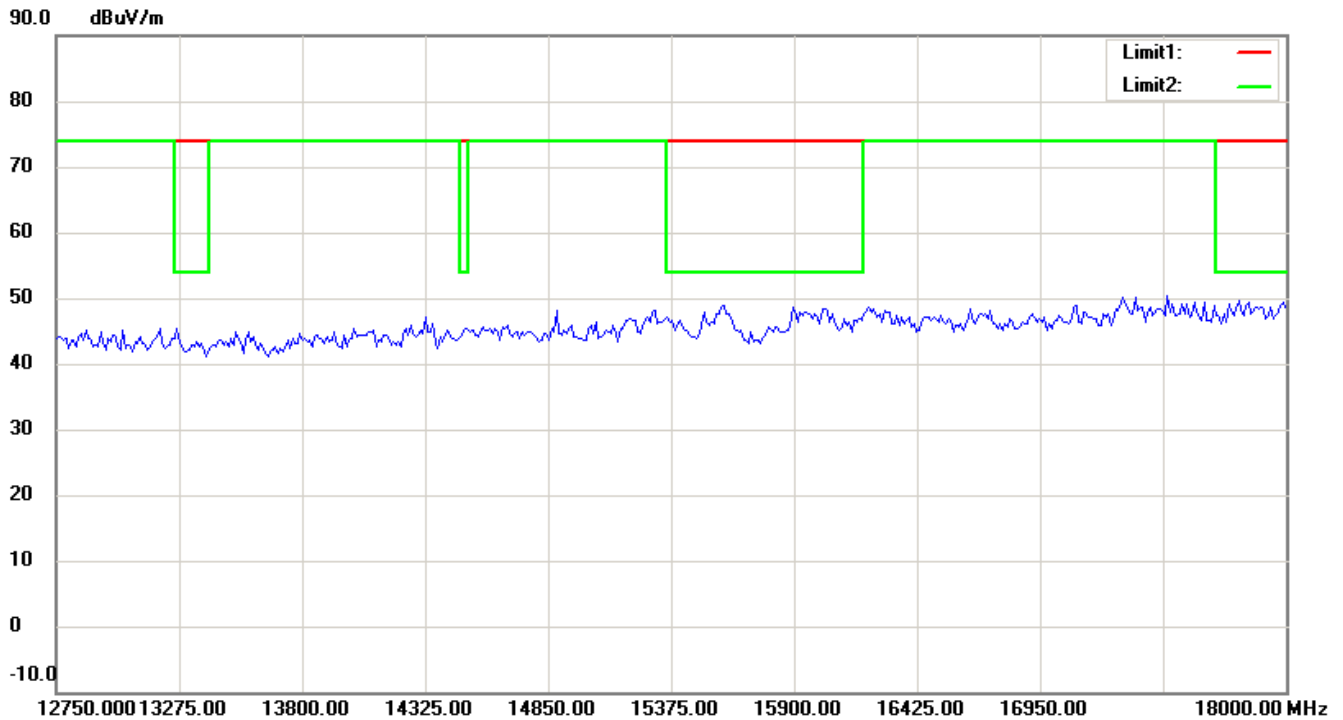
- 1 The attached measurement plots are preliminarily pre-scanned with peak detector for determining the final checking frequencies and are for reference only.
- 2 The some frequencies may exceed the limit line without the specified detectors, but that cannot present the results are failed to the specification of test standard.
- 3 For corrected test results are listed in the relevant table of radiated test data of this test report.



Worldwide Testing Services(Taiwan) Co., Ltd.

Registration number: W6D21109-11842-C-1

FCC ID: YV8-DA1101



Note:

Up Line: Peak Limit Line, Down Line: Ave Limit Line

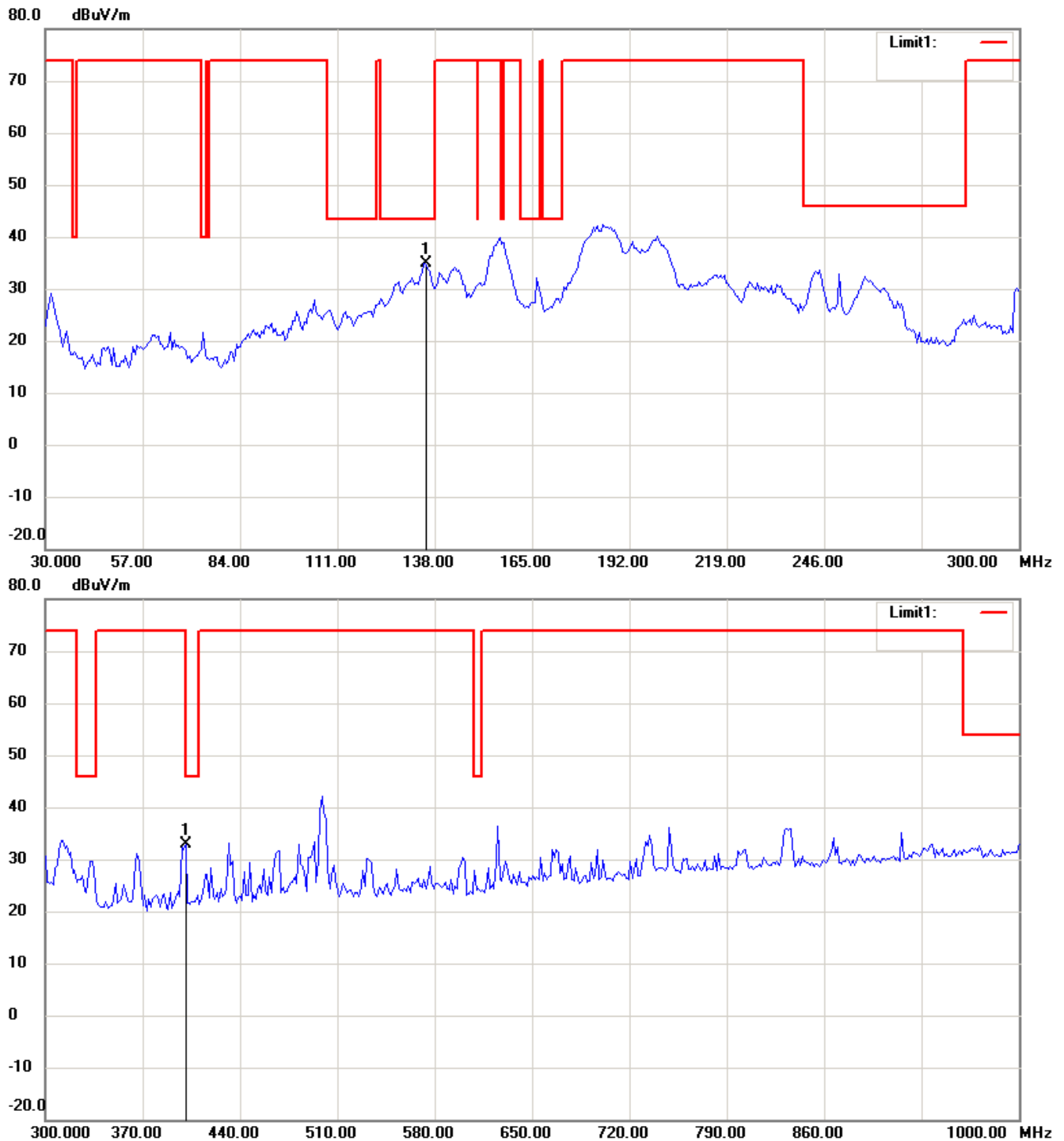
- 1 The attached measurement plots are preliminarily pre-scanned with peak detector for determining the final checking frequencies and are for reference only.
- 2 The some frequencies may exceed the limit line without the specified detectors, but that cannot present the results are failed to the specification of test standard.
- 3 For corrected test results are listed in the relevant table of radiated test data of this test report.



Registration number: W6D21109-11842-C-1

FCC ID: YV8-DA1101

Antenna Polarization V



Note:

Up Line: Peak Limit Line, Down Line: Ave Limit Line

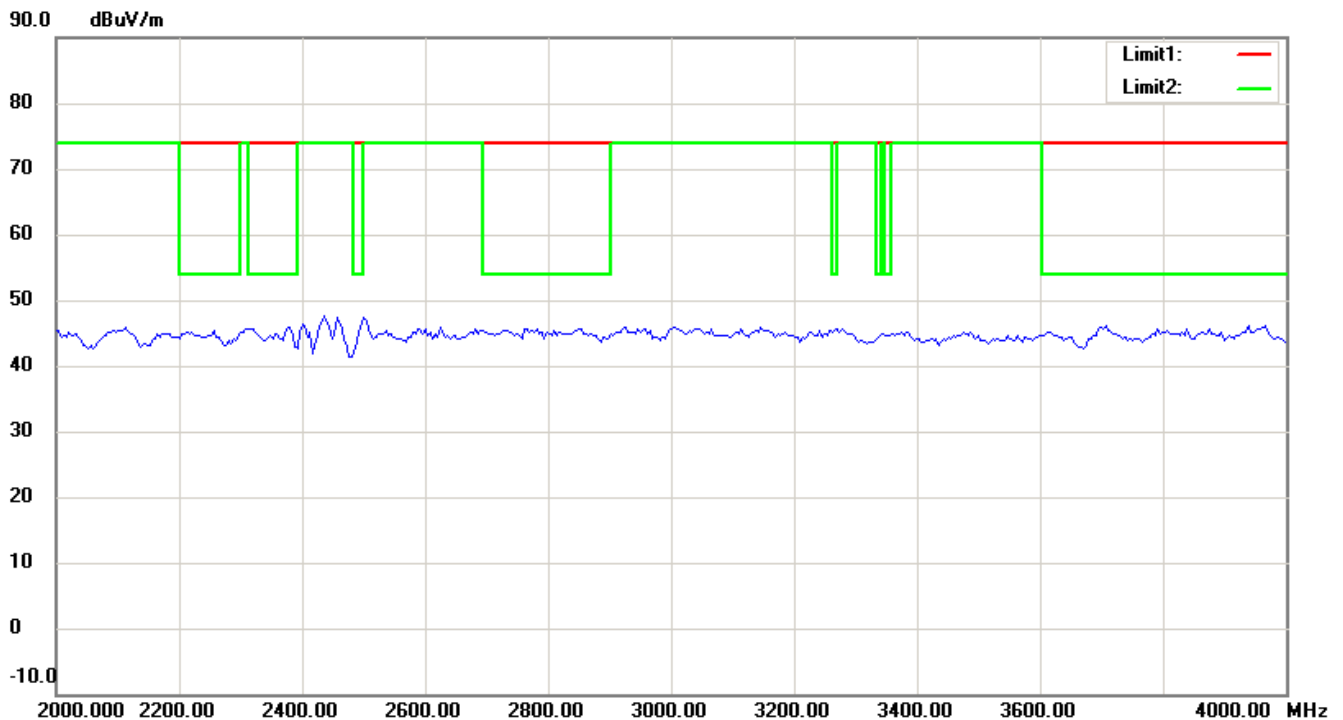
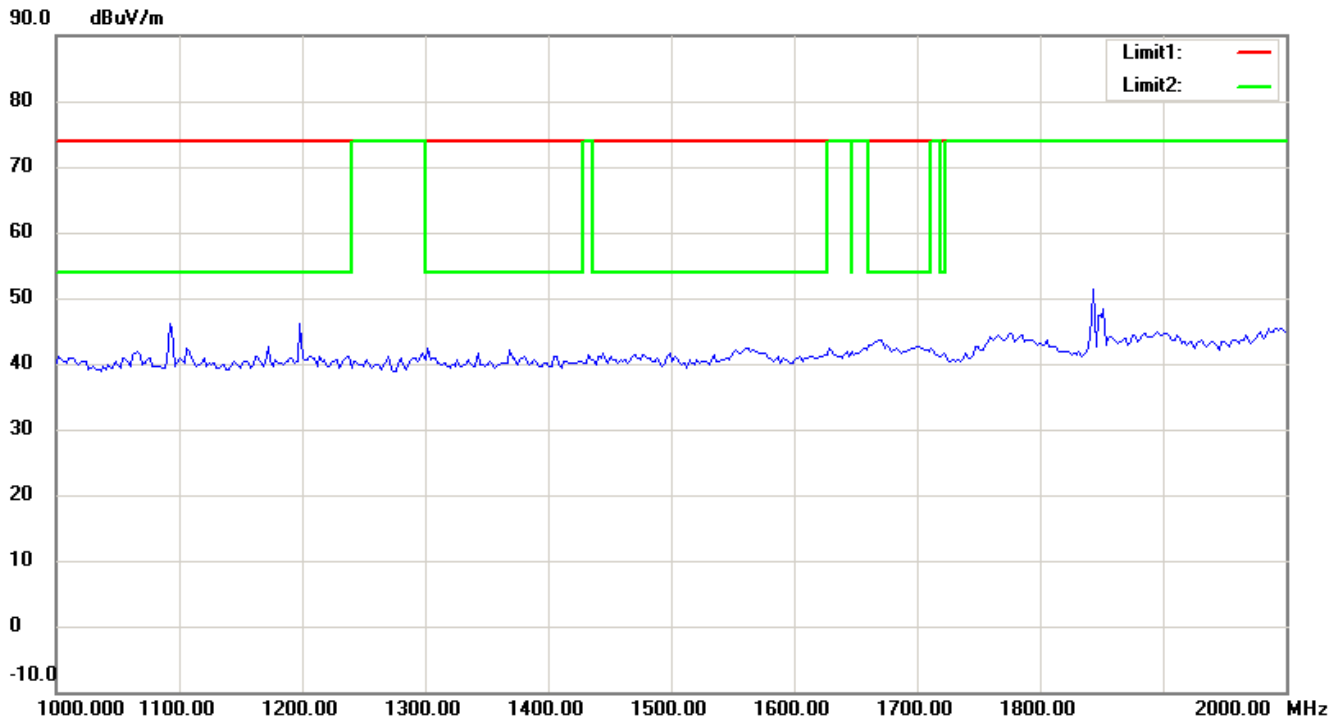
- 1 The attached measurement plots are preliminarily pre-scanned with peak detector for determining the final checking frequencies and are for reference only.
- 2 The some frequencies may exceed the limit line without the specified detectors, but that cannot present the results are failed to the specification of test standard.
- 3 For corrected test results are listed in the relevant table of radiated test data of this test report.



Worldwide Testing Services(Taiwan) Co., Ltd.

Registration number: W6D21109-11842-C-1

FCC ID: YV8-DA1101



Note:

Up Line: Peak Limit Line, Down Line: Ave Limit Line

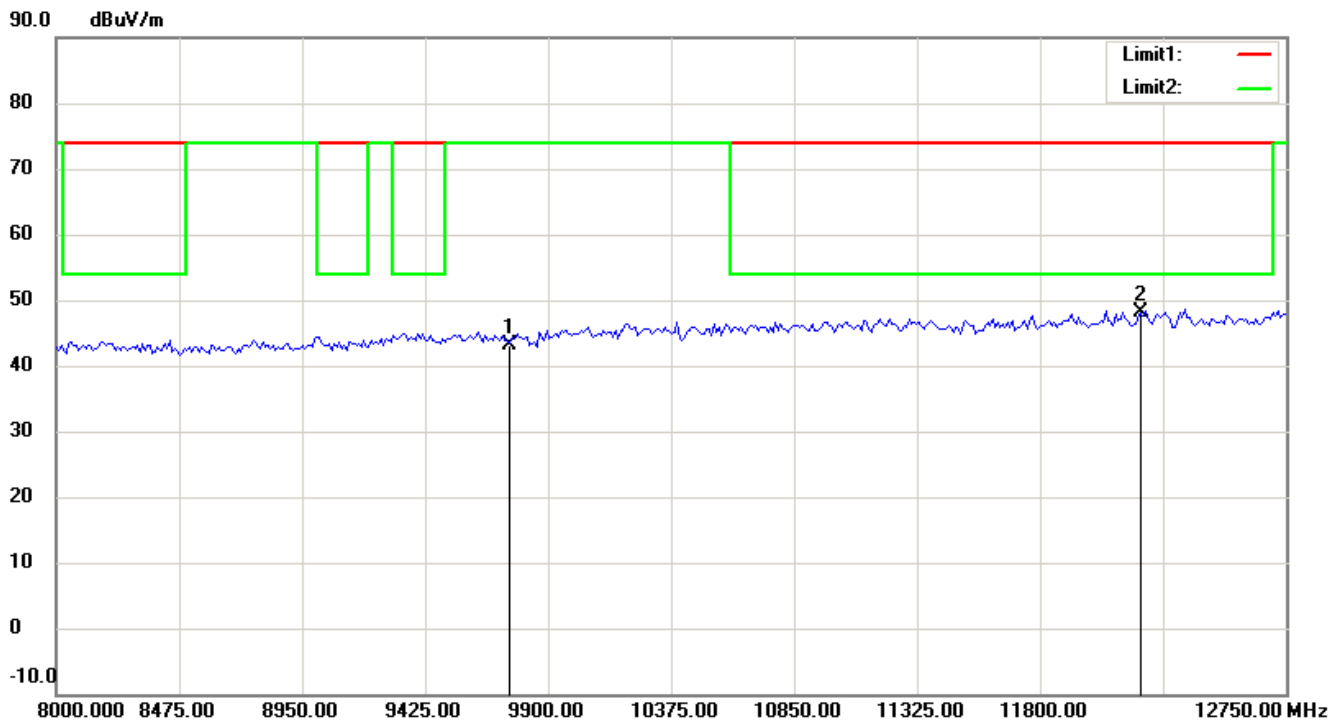
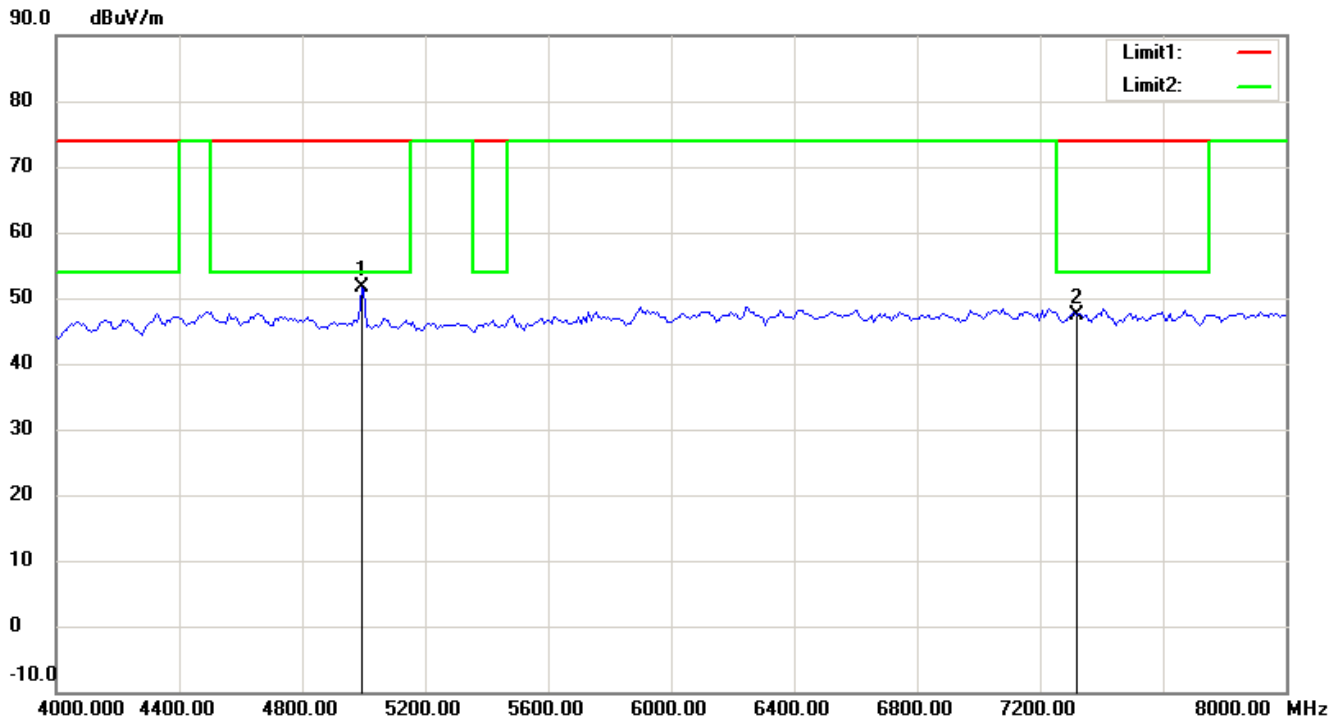
- 1 The attached measurement plots are preliminarily pre-scanned with peak detector for determining the final checking frequencies and are for reference only.
- 2 The some frequencies may exceed the limit line without the specified detectors, but that cannot present the results are failed to the specification of test standard.
- 3 For corrected test results are listed in the relevant table of radiated test data of this test report.



Worldwide Testing Services(Taiwan) Co., Ltd.

Registration number: W6D21109-11842-C-1

FCC ID: YV8-DA1101



Note:

Up Line: Peak Limit Line, Down Line: Ave Limit Line

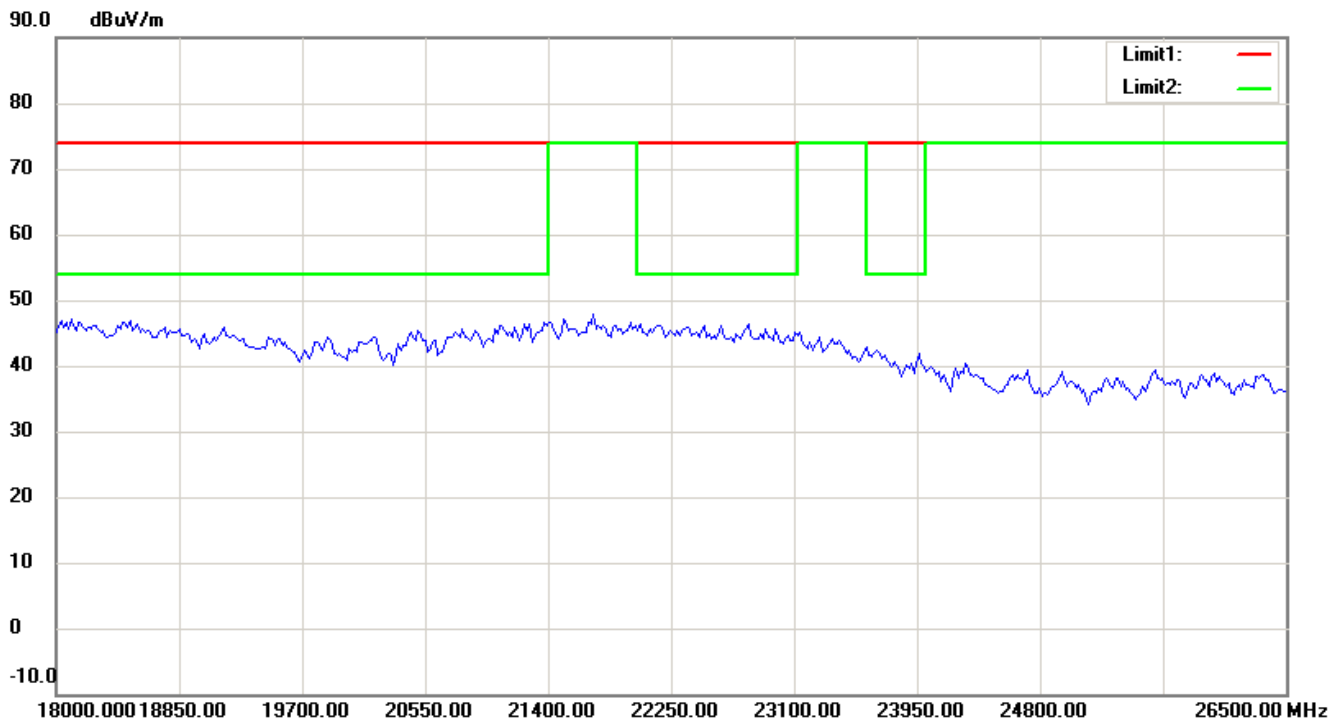
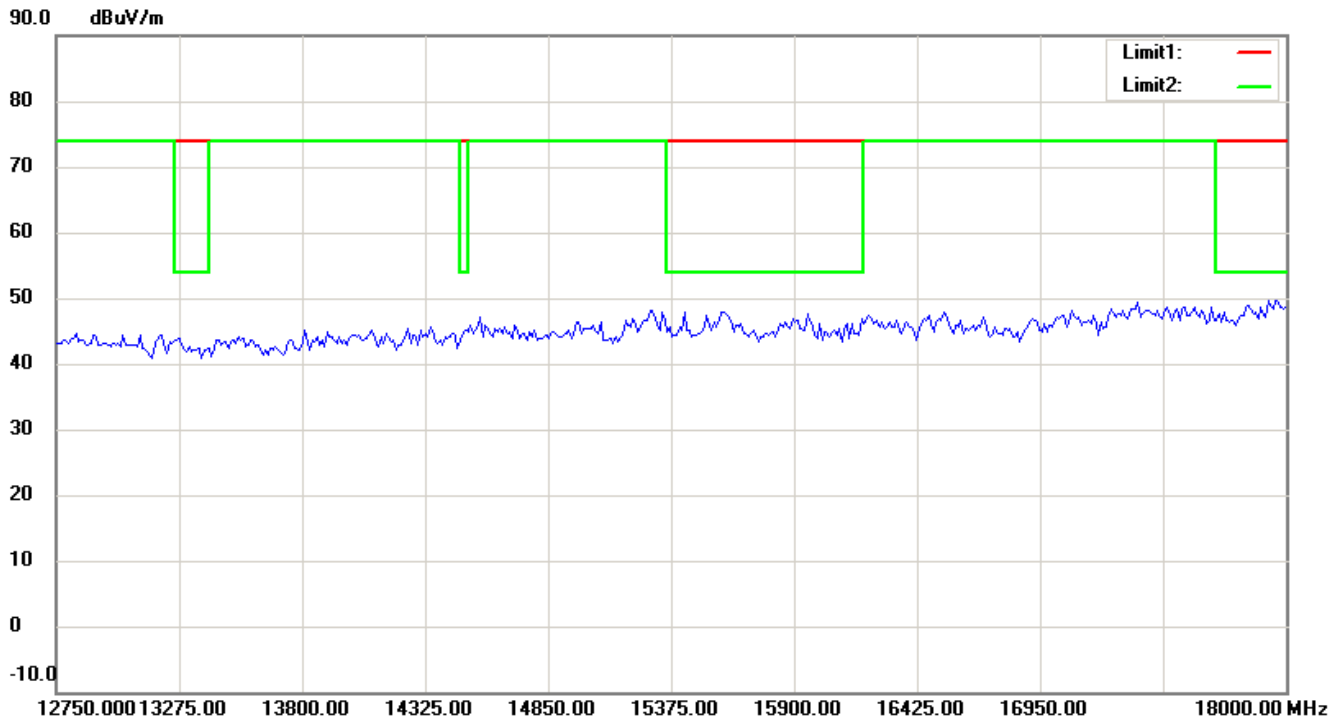
- 1 The attached measurement plots are preliminarily pre-scanned with peak detector for determining the final checking frequencies and are for reference only.
- 2 The some frequencies may exceed the limit line without the specified detectors, but that cannot present the results are failed to the specification of test standard.
- 3 For corrected test results are listed in the relevant table of radiated test data of this test report.



Worldwide Testing Services(Taiwan) Co., Ltd.

Registration number: W6D21109-11842-C-1

FCC ID: YV8-DA1101



Note:

Up Line: Peak Limit Line, Down Line: Ave Limit Line

- 1 The attached measurement plots are preliminarily pre-scanned with peak detector for determining the final checking frequencies and are for reference only.
- 2 The some frequencies may exceed the limit line without the specified detectors, but that cannot present the results are failed to the specification of test standard.
- 3 For corrected test results are listed in the relevant table of radiated test data of this test report.



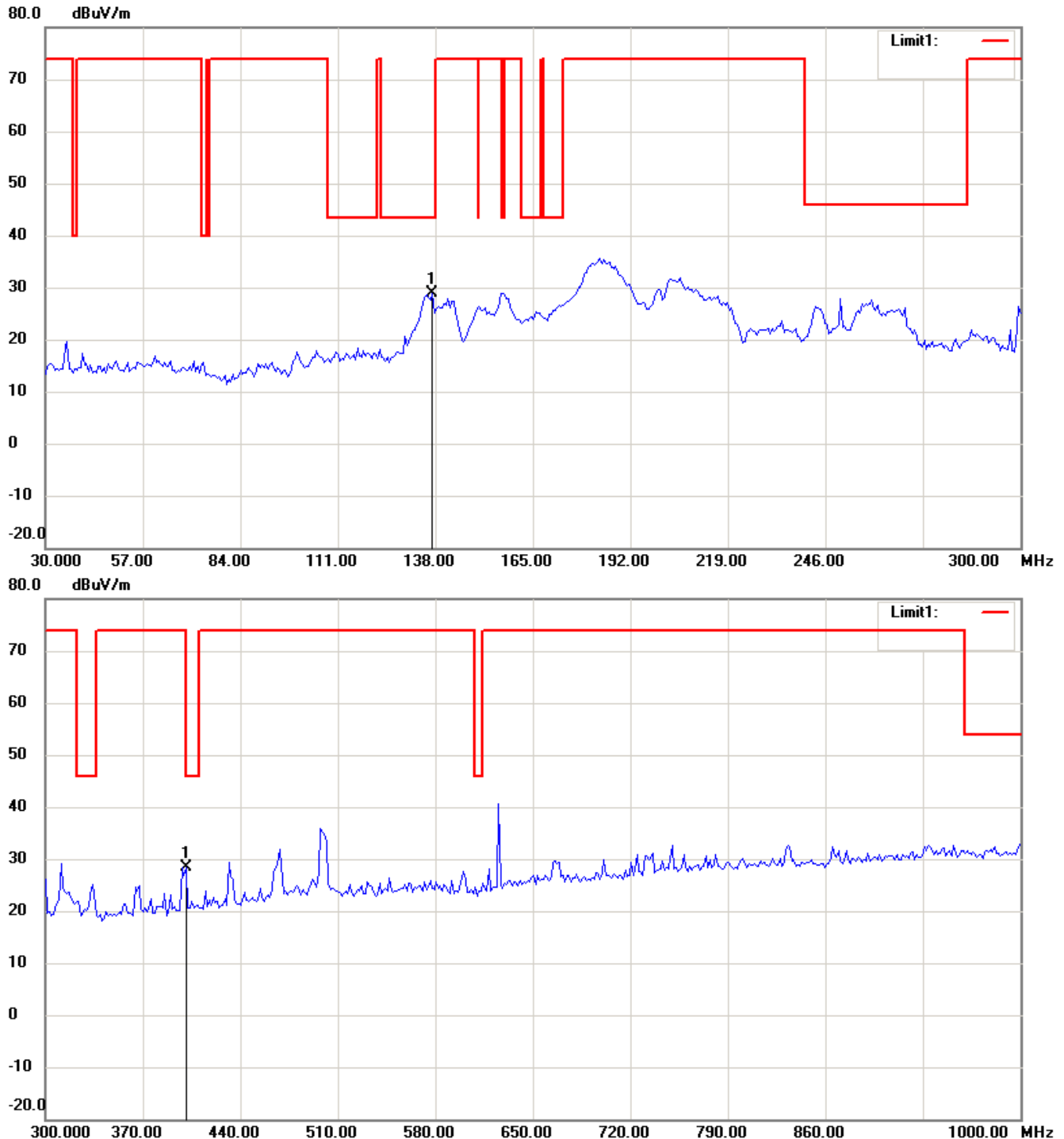
Worldwide Testing Services(Taiwan) Co., Ltd.

Registration number: W6D21109-11842-C-1

FCC ID: YV8-DA1101

802.11g Channel 11

Antenna Polarization H



Note:

Up Line: Peak Limit Line, Down Line: Ave Limit Line

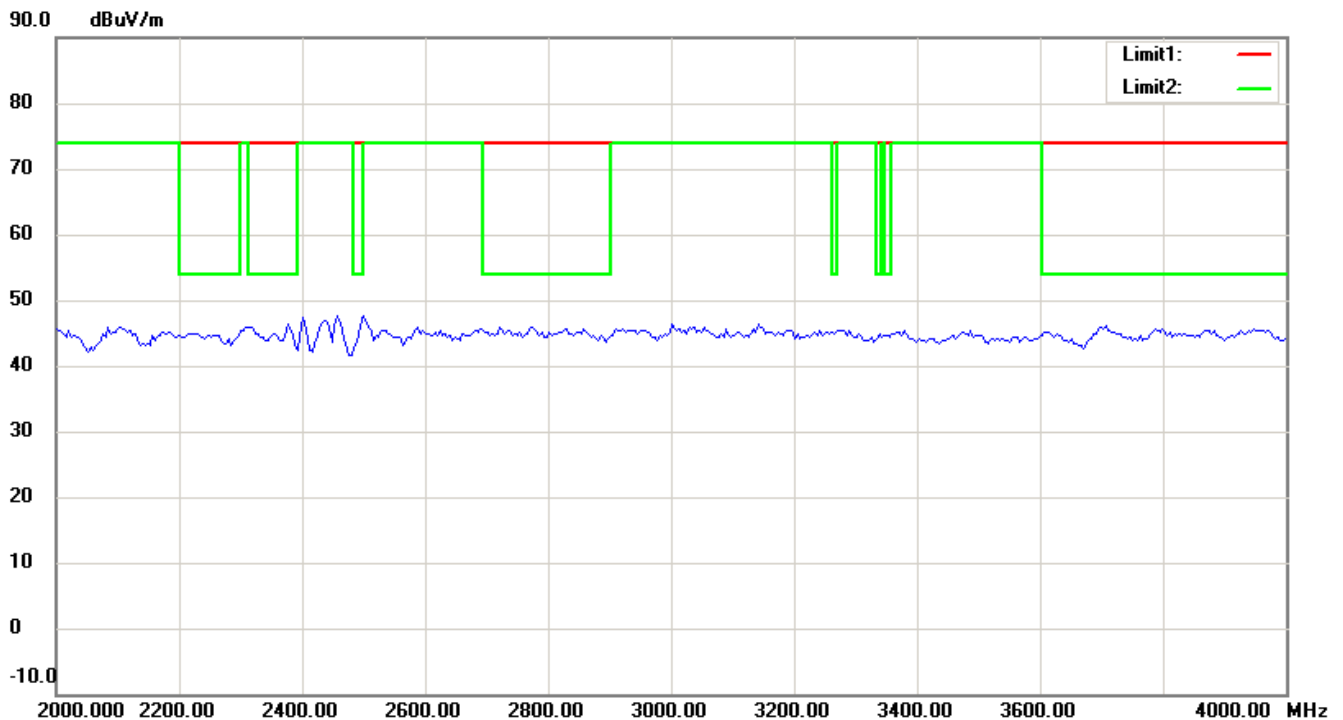
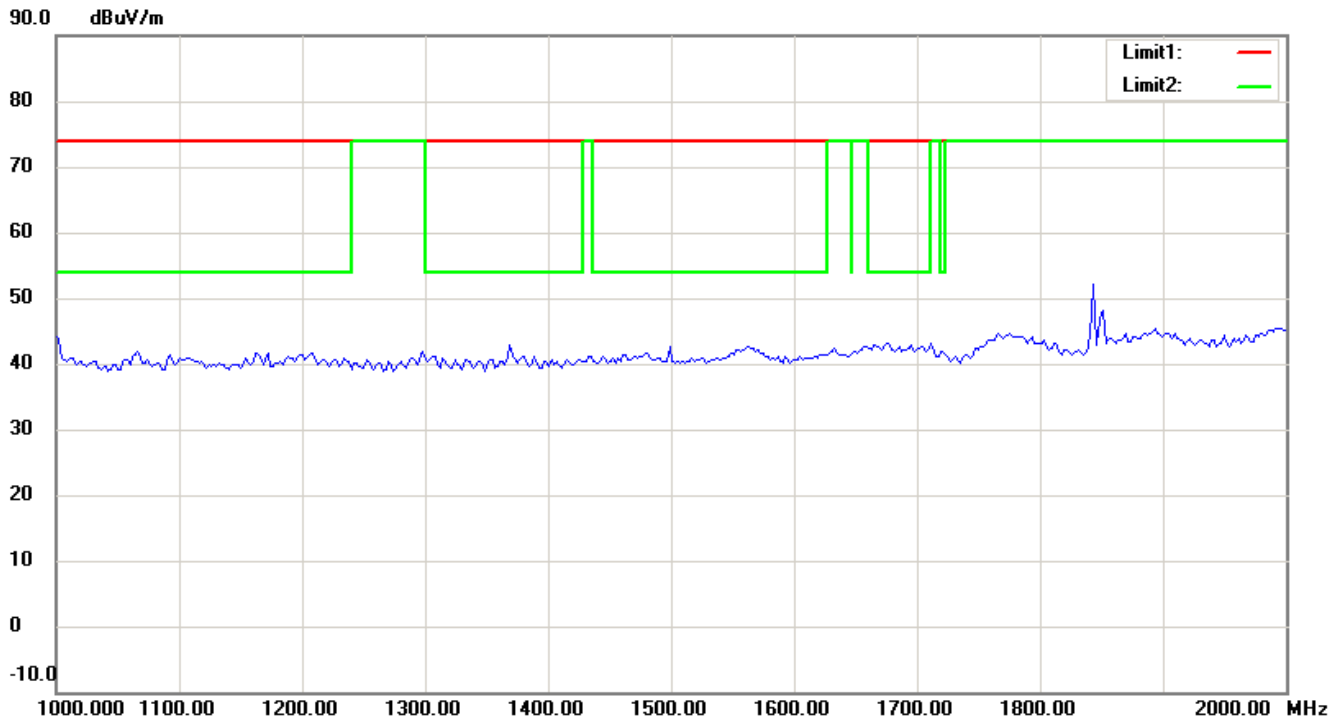
- 1 The attached measurement plots are preliminarily pre-scanned with peak detector for determining the final checking frequencies and are for reference only.
- 2 The some frequencies may exceed the limit line without the specified detectors, but that cannot present the results are failed to the specification of test standard.
- 3 For corrected test results are listed in the relevant table of radiated test data of this test report.



Worldwide Testing Services(Taiwan) Co., Ltd.

Registration number: W6D21109-11842-C-1

FCC ID: YV8-DA1101



Note:

Up Line: Peak Limit Line, Down Line: Ave Limit Line

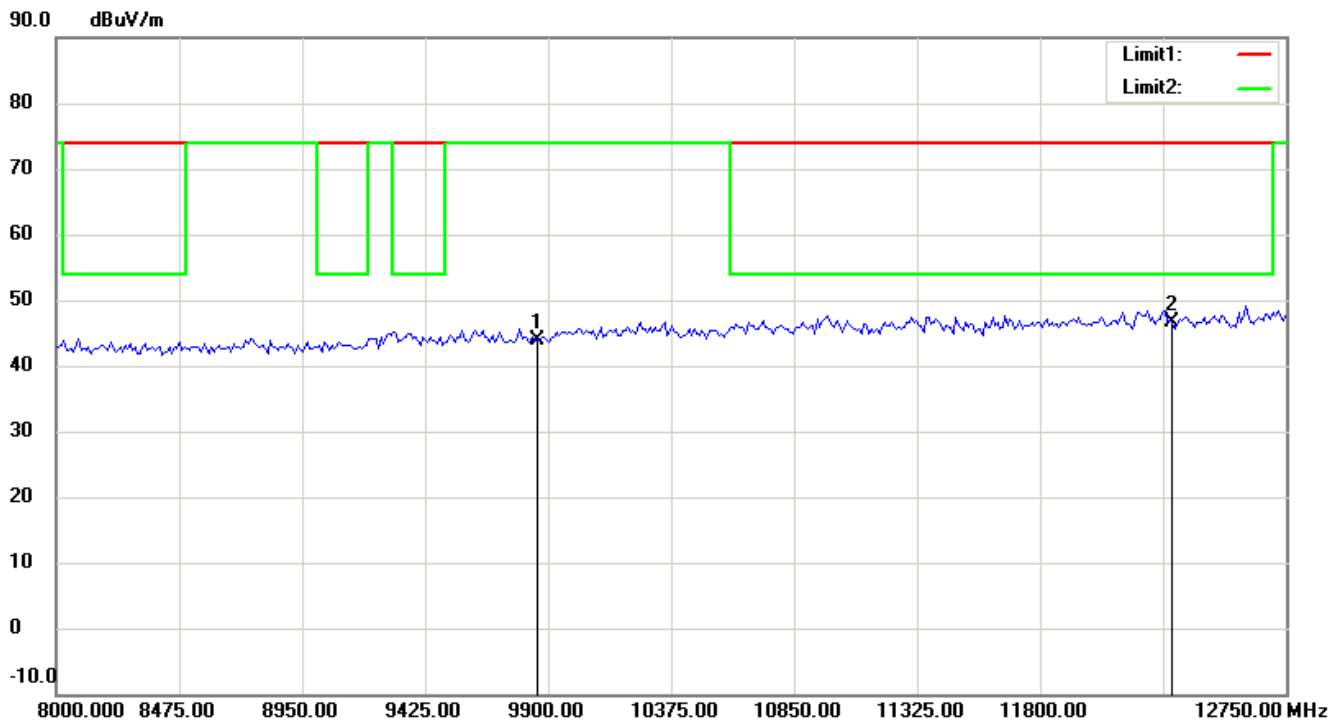
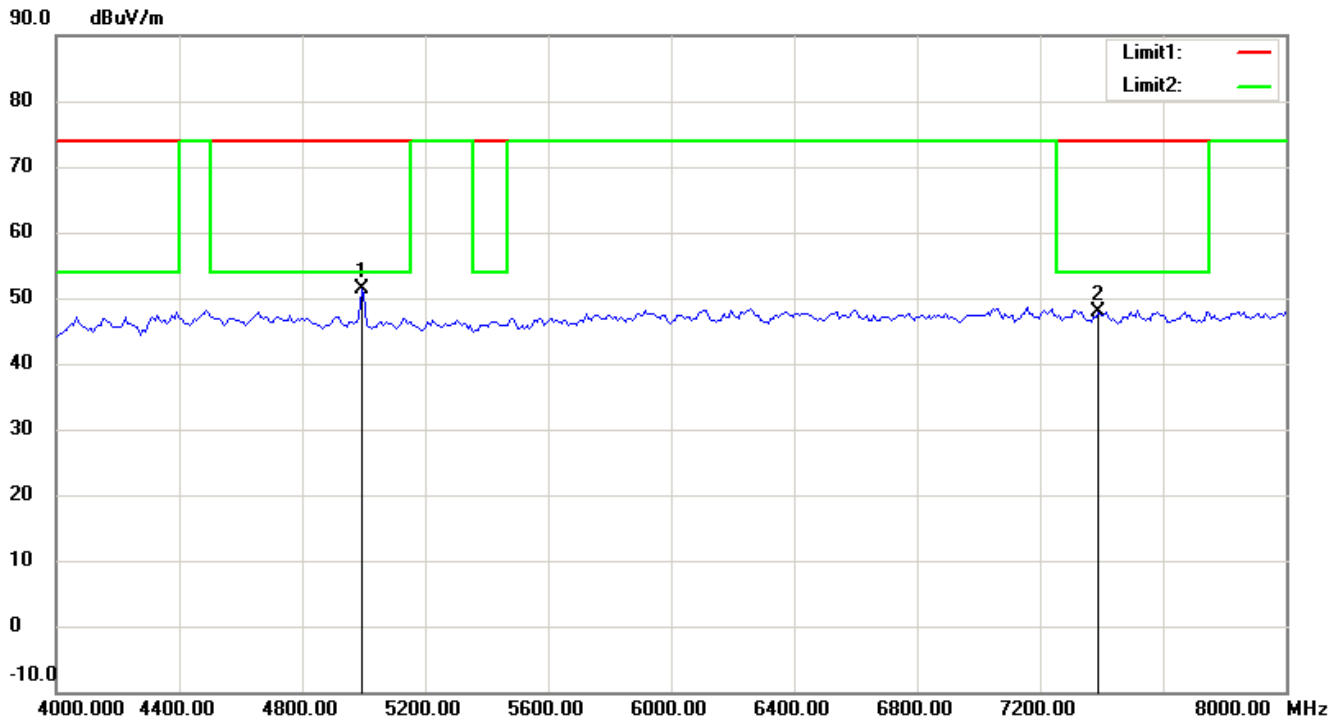
- 1 The attached measurement plots are preliminarily pre-scanned with peak detector for determining the final checking frequencies and are for reference only.
- 2 The some frequencies may exceed the limit line without the specified detectors, but that cannot present the results are failed to the specification of test standard.
- 3 For corrected test results are listed in the relevant table of radiated test data of this test report.



Worldwide Testing Services(Taiwan) Co., Ltd.

Registration number: W6D21109-11842-C-1

FCC ID: YV8-DA1101



Note:

Up Line: Peak Limit Line, Down Line: Ave Limit Line

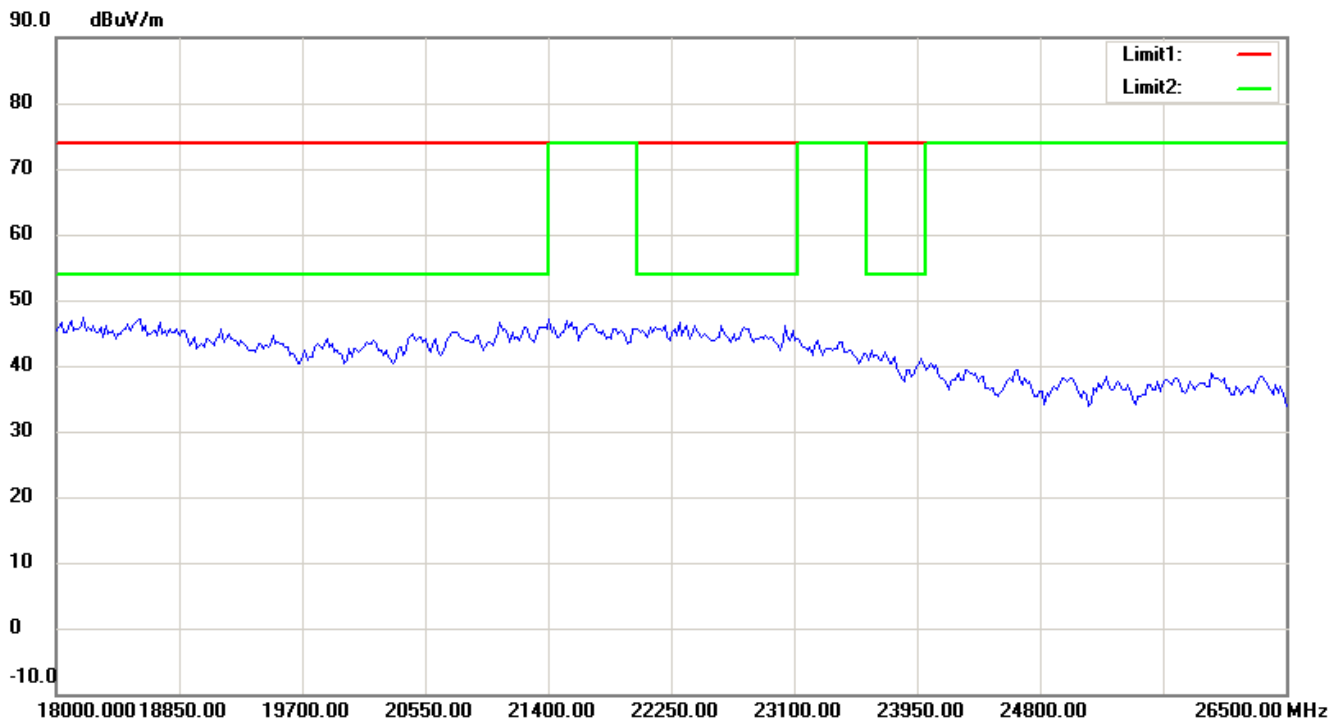
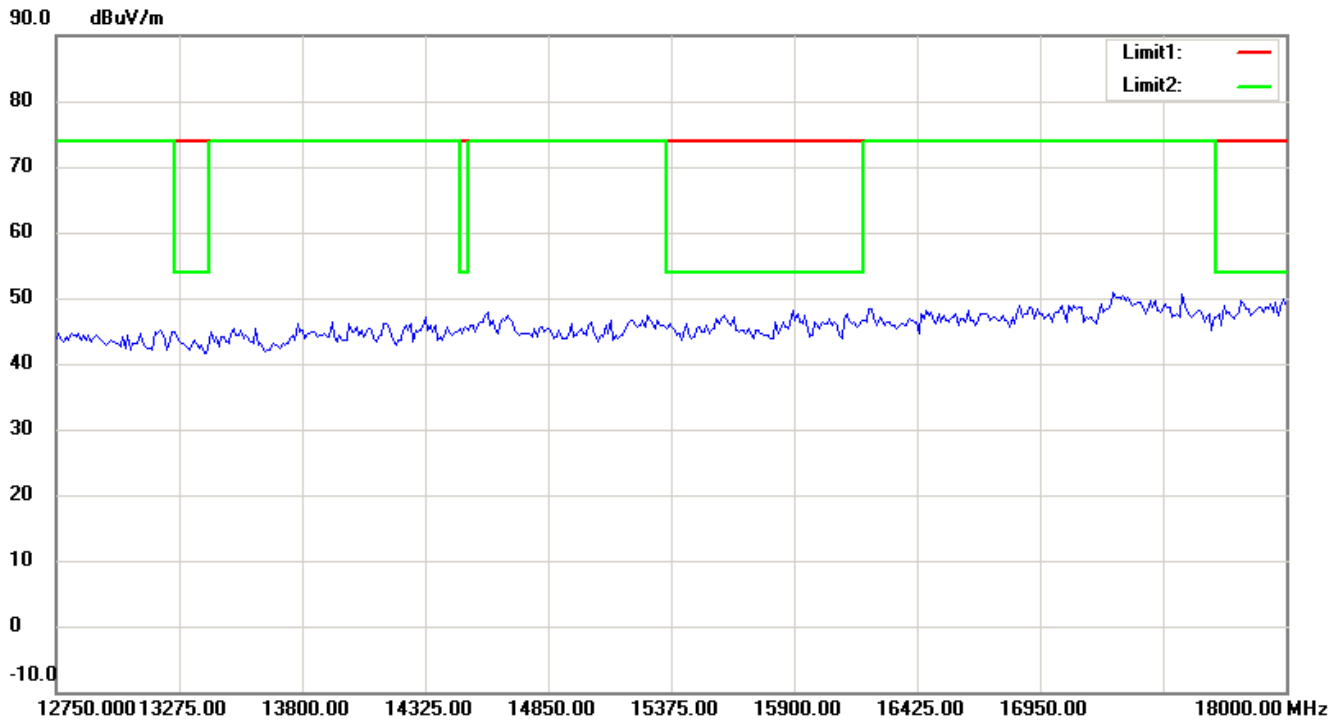
- 1 The attached measurement plots are preliminarily pre-scanned with peak detector for determining the final checking frequencies and are for reference only.
- 2 The some frequencies may exceed the limit line without the specified detectors, but that cannot present the results are failed to the specification of test standard.
- 3 For corrected test results are listed in the relevant table of radiated test data of this test report.



Worldwide Testing Services(Taiwan) Co., Ltd.

Registration number: W6D21109-11842-C-1

FCC ID: YV8-DA1101



Note:

Up Line: Peak Limit Line, Down Line: Ave Limit Line

- 1 The attached measurement plots are preliminarily pre-scanned with peak detector for determining the final checking frequencies and are for reference only.
- 2 The some frequencies may exceed the limit line without the specified detectors, but that cannot present the results are failed to the specification of test standard.
- 3 For corrected test results are listed in the relevant table of radiated test data of this test report.

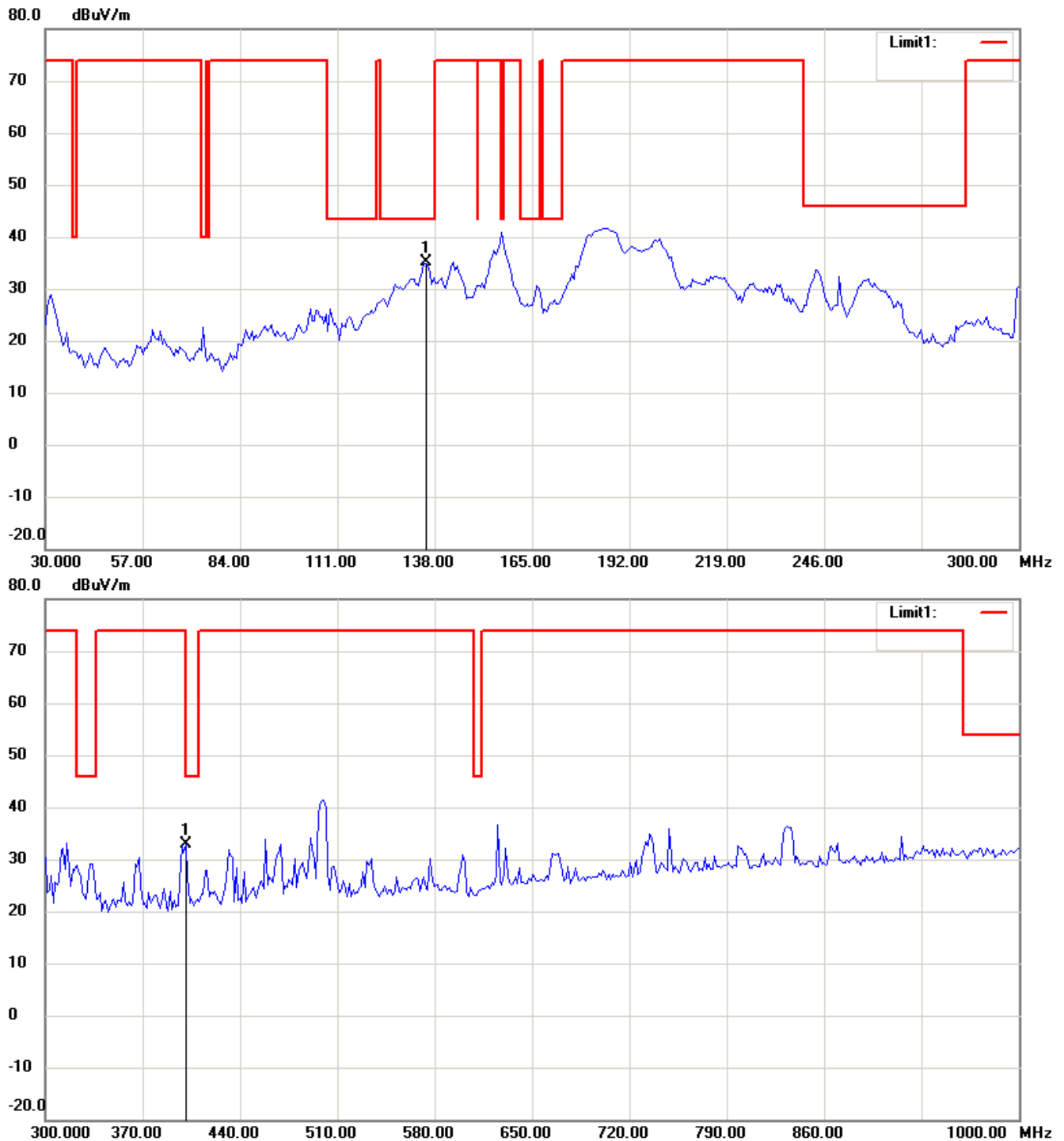


Worldwide Testing Services(Taiwan) Co., Ltd.

Registration number: W6D21109-11842-C-1

FCC ID: YV8-DA1101

Antenna Polarization V



Note:

Up Line: Peak Limit Line, Down Line: Ave Limit Line

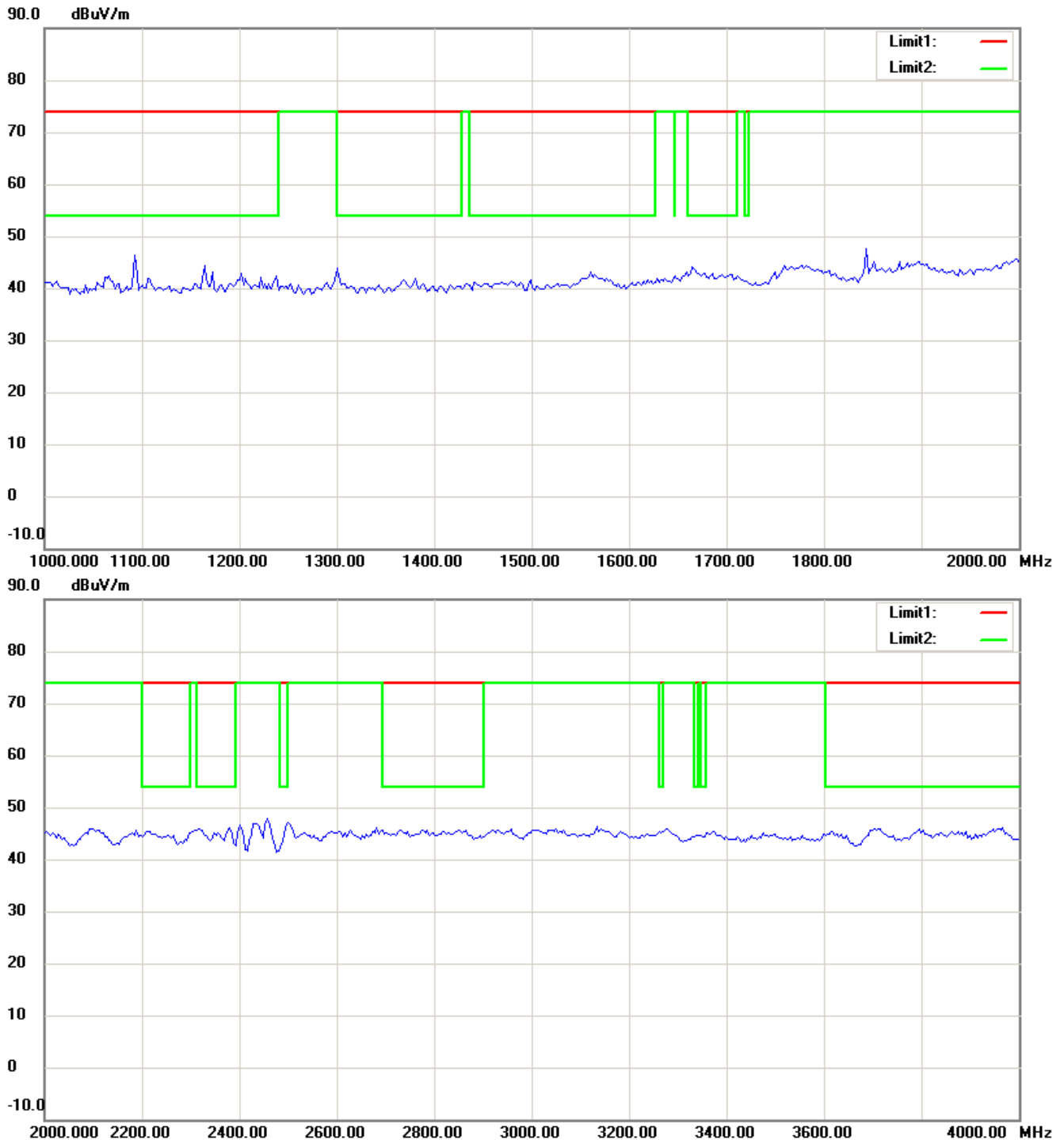
- 1 The attached measurement plots are preliminarily pre-scanned with peak detector for determining the final checking frequencies and are for reference only.
- 2 The some frequencies may exceed the limit line without the specified detectors, but that cannot present the results are failed to the specification of test standard.
- 3 For corrected test results are listed in the relevant table of radiated test data of this test report.



Worldwide Testing Services(Taiwan) Co., Ltd.

Registration number: W6D21109-11842-C-1

FCC ID: YV8-DA1101



Note:

Up Line: Peak Limit Line, Down Line: Ave Limit Line

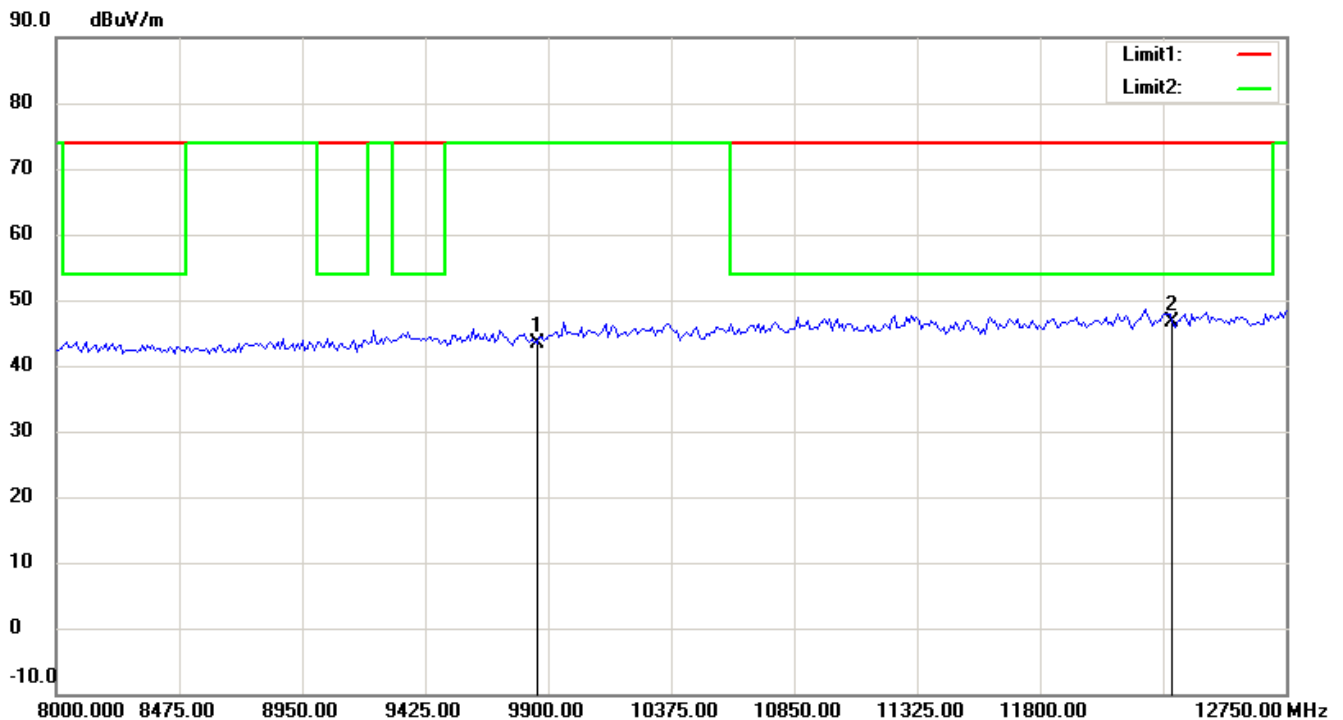
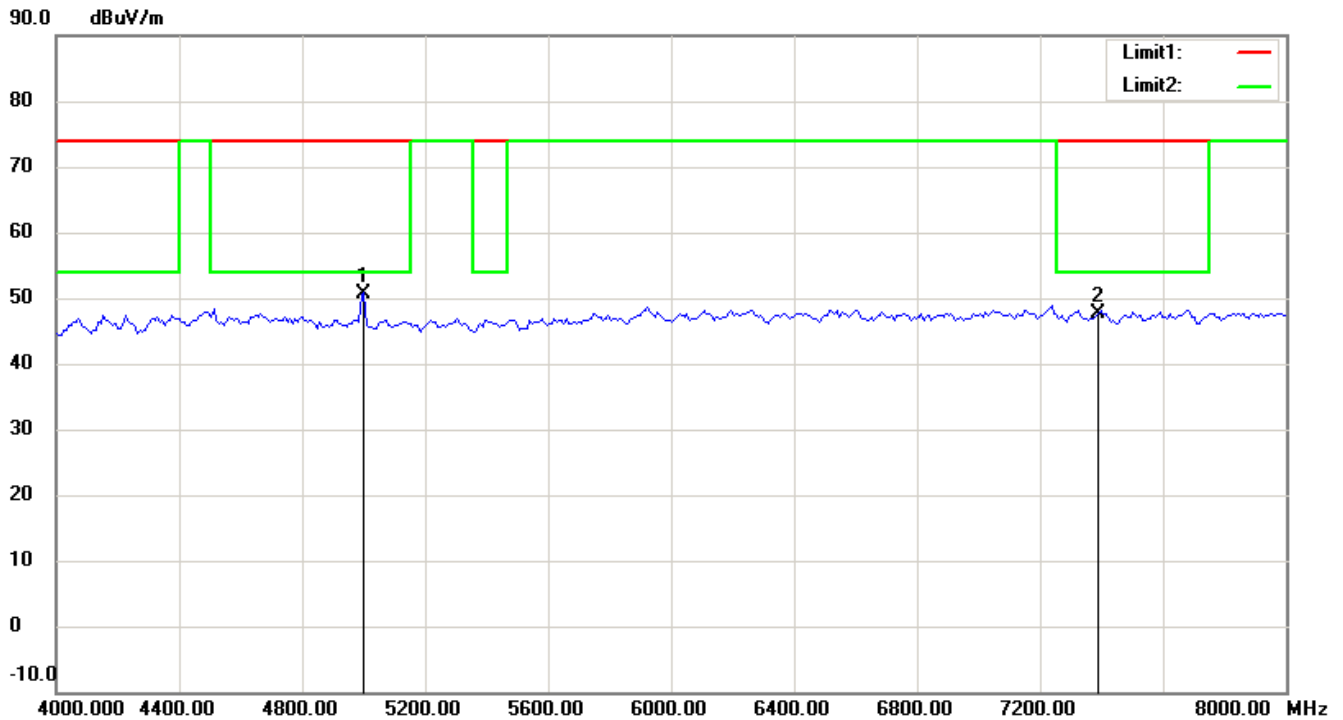
- 1 The attached measurement plots are preliminarily pre-scanned with peak detector for determining the final checking frequencies and are for reference only.
- 2 The some frequencies may exceed the limit line without the specified detectors, but that cannot present the results are failed to the specification of test standard.
- 3 For corrected test results are listed in the relevant table of radiated test data of this test report.



Worldwide Testing Services(Taiwan) Co., Ltd.

Registration number: W6D21109-11842-C-1

FCC ID: YV8-DA1101



Note:

Up Line: Peak Limit Line, Down Line: Ave Limit Line

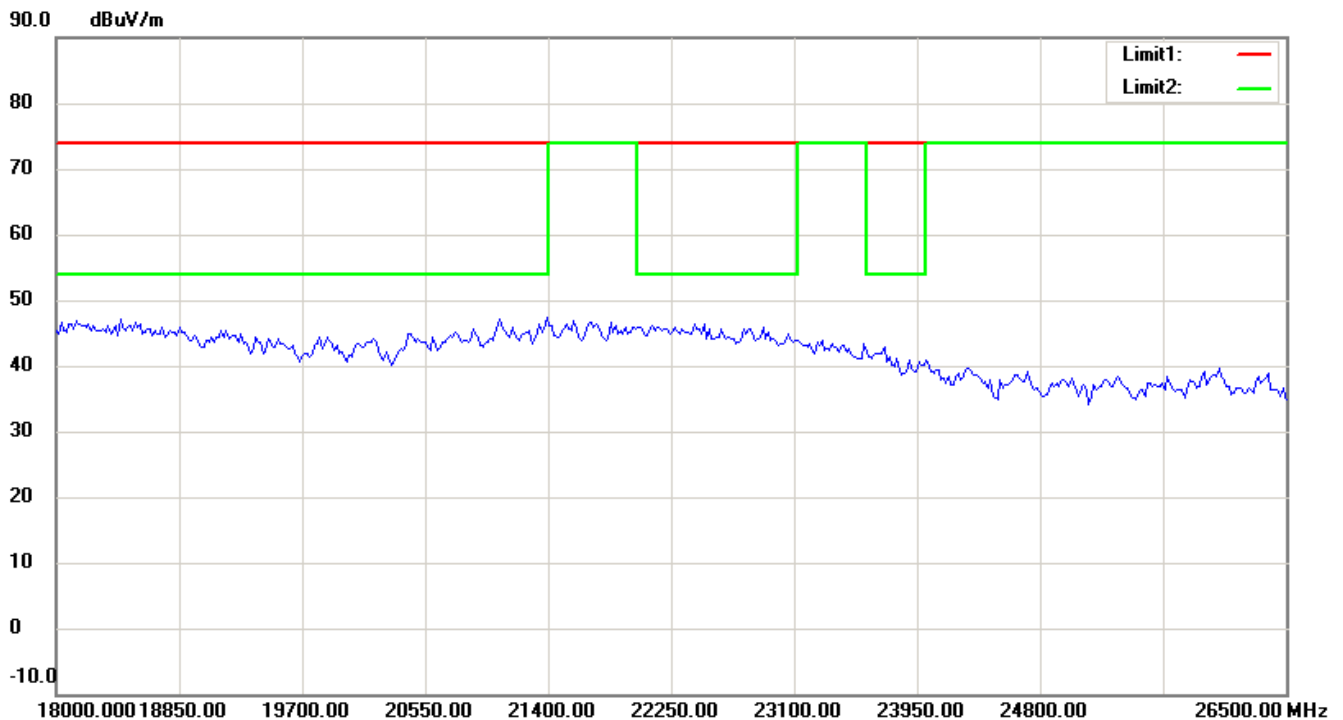
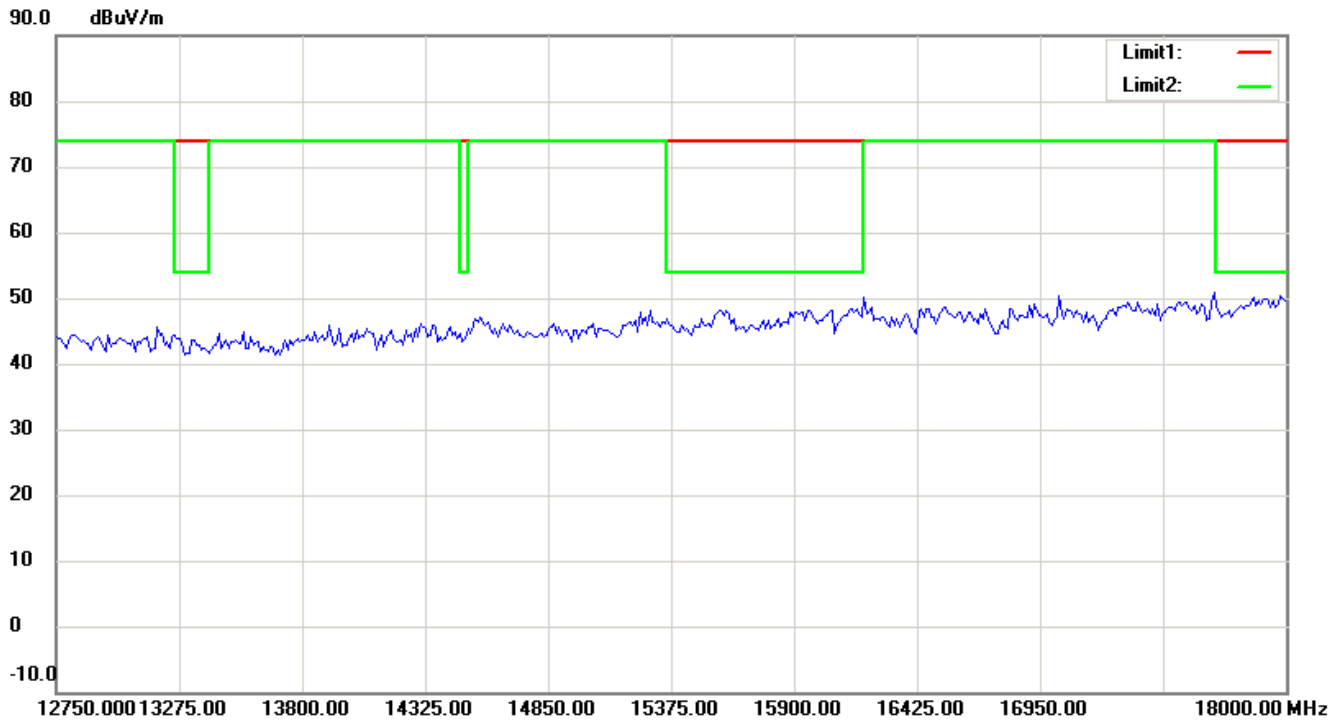
- 1 The attached measurement plots are preliminarily pre-scanned with peak detector for determining the final checking frequencies and are for reference only.
- 2 The some frequencies may exceed the limit line without the specified detectors, but that cannot present the results are failed to the specification of test standard.
- 3 For corrected test results are listed in the relevant table of radiated test data of this test report.



Worldwide Testing Services(Taiwan) Co., Ltd.

Registration number: W6D21109-11842-C-1

FCC ID: YV8-DA1101



Note:

Up Line: Peak Limit Line, Down Line: Ave Limit Line

- 1 The attached measurement plots are preliminarily pre-scanned with peak detector for determining the final checking frequencies and are for reference only.
- 2 The some frequencies may exceed the limit line without the specified detectors, but that cannot present the results are failed to the specification of test standard.
- 3 For corrected test results are listed in the relevant table of radiated test data of this test report.

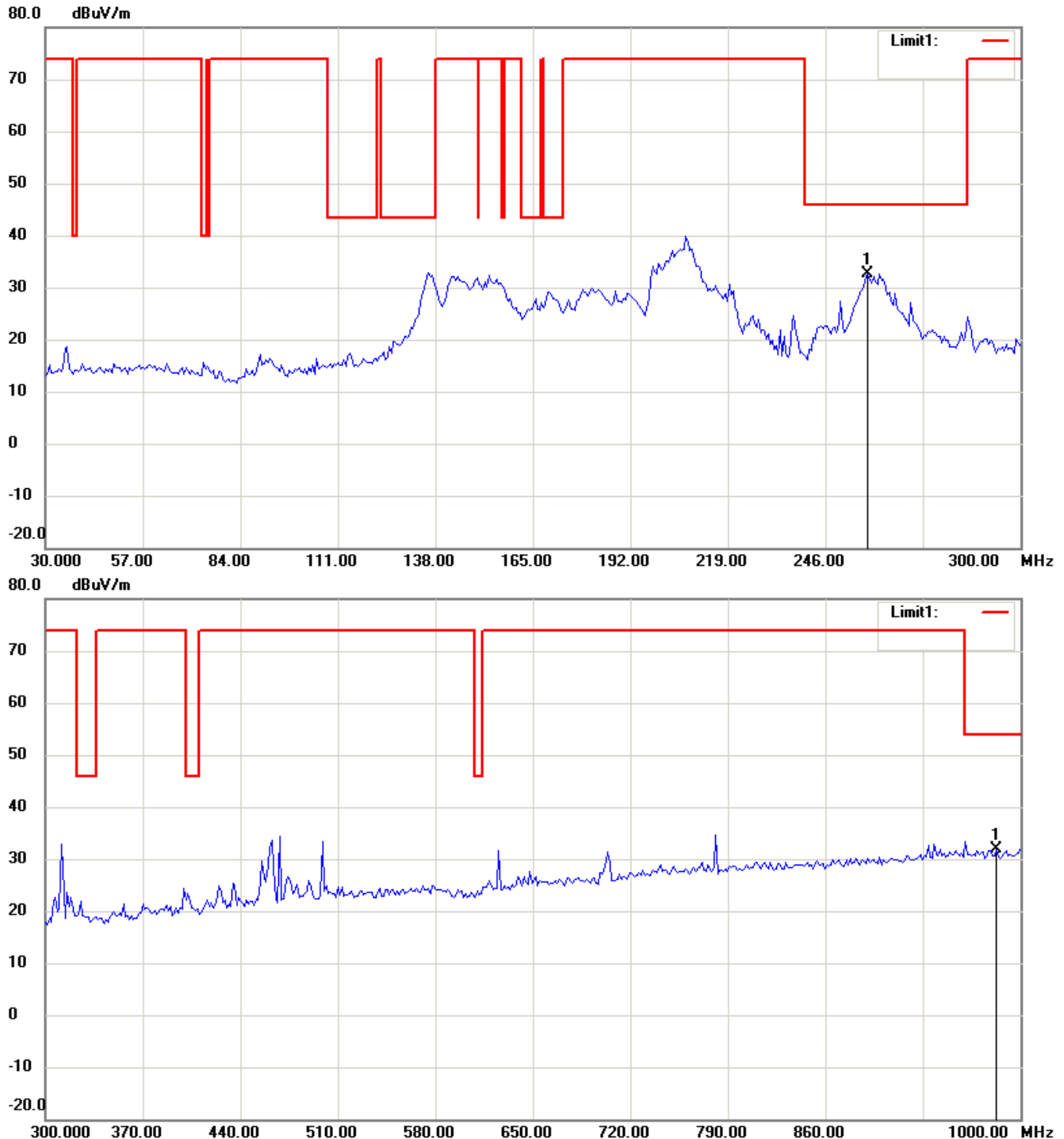


Registration number: W6D21109-11842-C-1

FCC ID: YV8-DA1101

802.11n 20MHz Channel 1

Antenna Polarization H



Note:

Up Line: Peak Limit Line, Down Line: Ave Limit Line

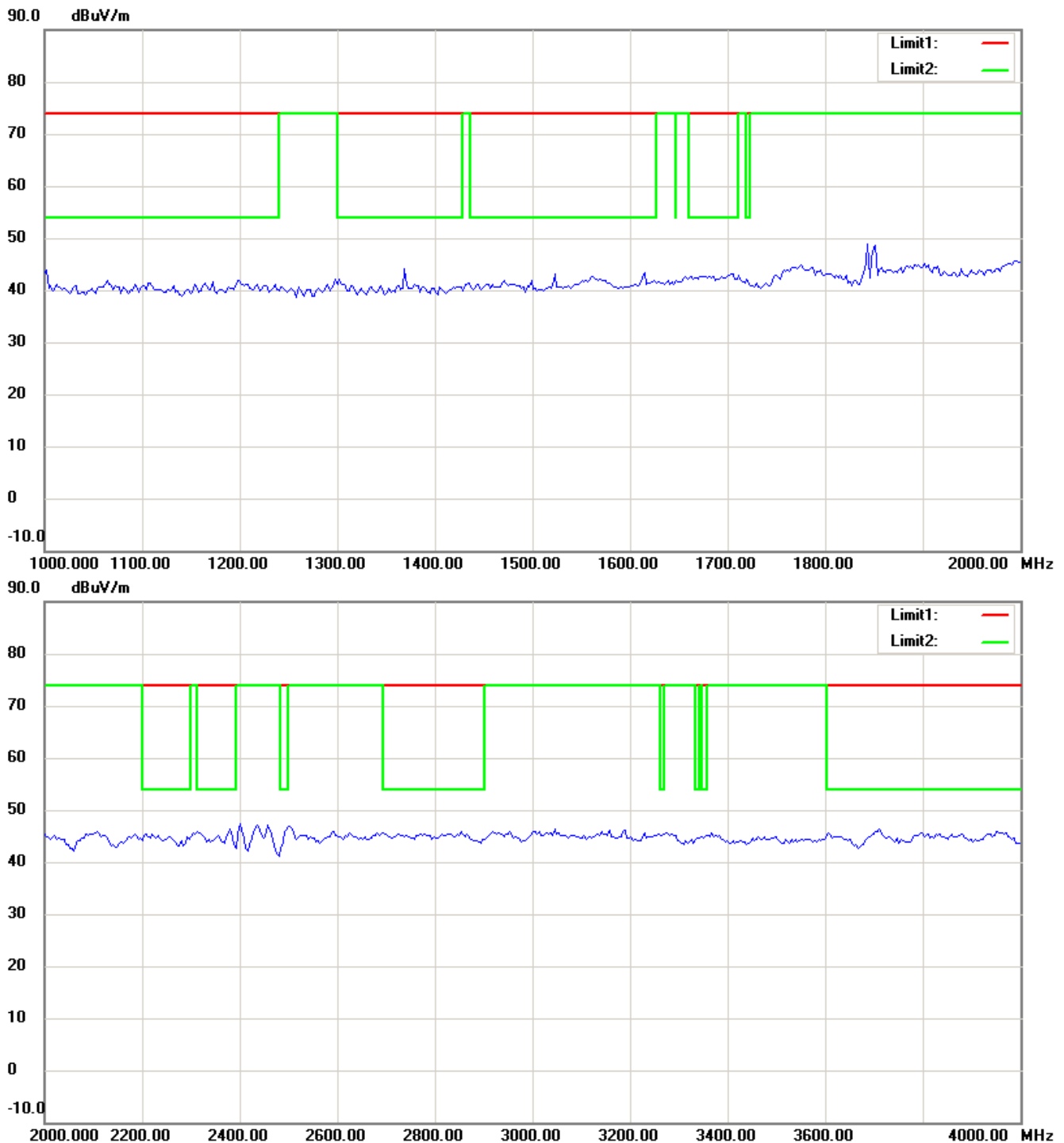
- 1 The attached measurement plots are preliminarily pre-scanned with peak detector for determining the final checking frequencies and are for reference only.
- 2 The some frequencies may exceed the limit line without the specified detectors, but that cannot present the results are failed to the specification of test standard.
- 3 For corrected test results are listed in the relevant table of radiated test data of this test report.



Worldwide Testing Services(Taiwan) Co., Ltd.

Registration number: W6D21109-11842-C-1

FCC ID: YV8-DA1101



Note:

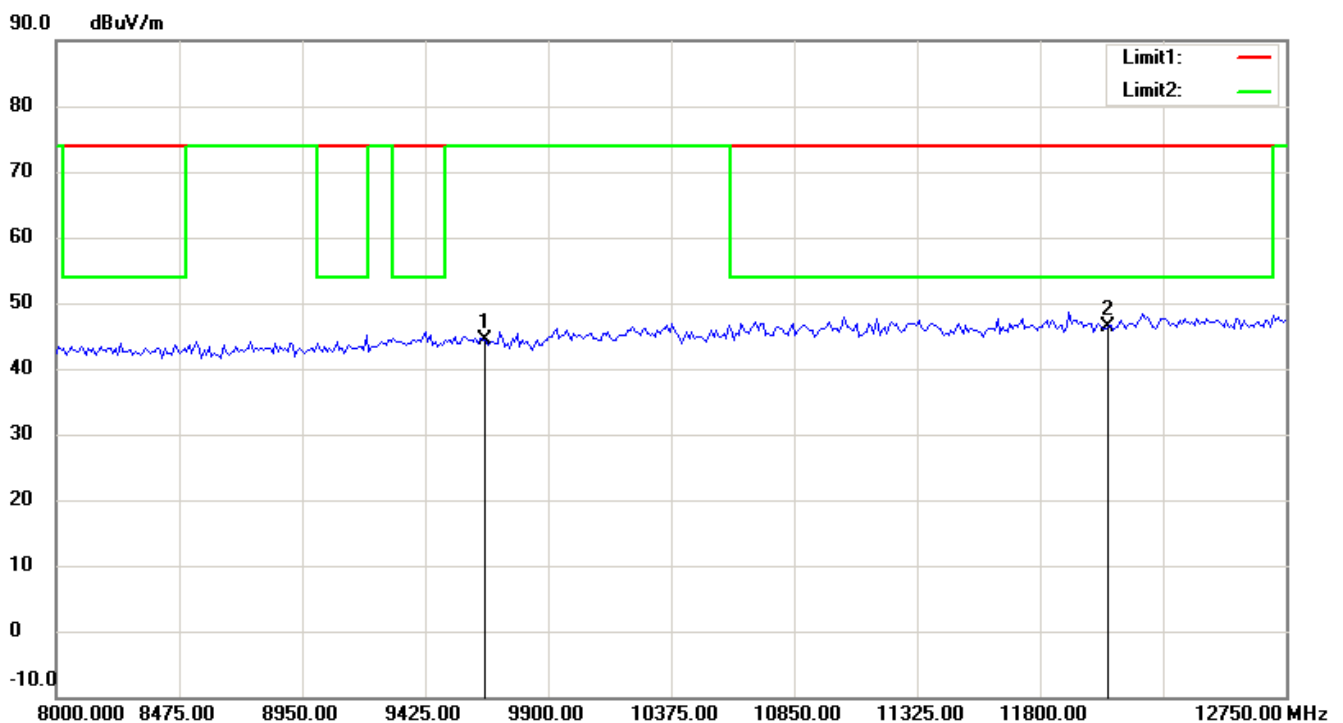
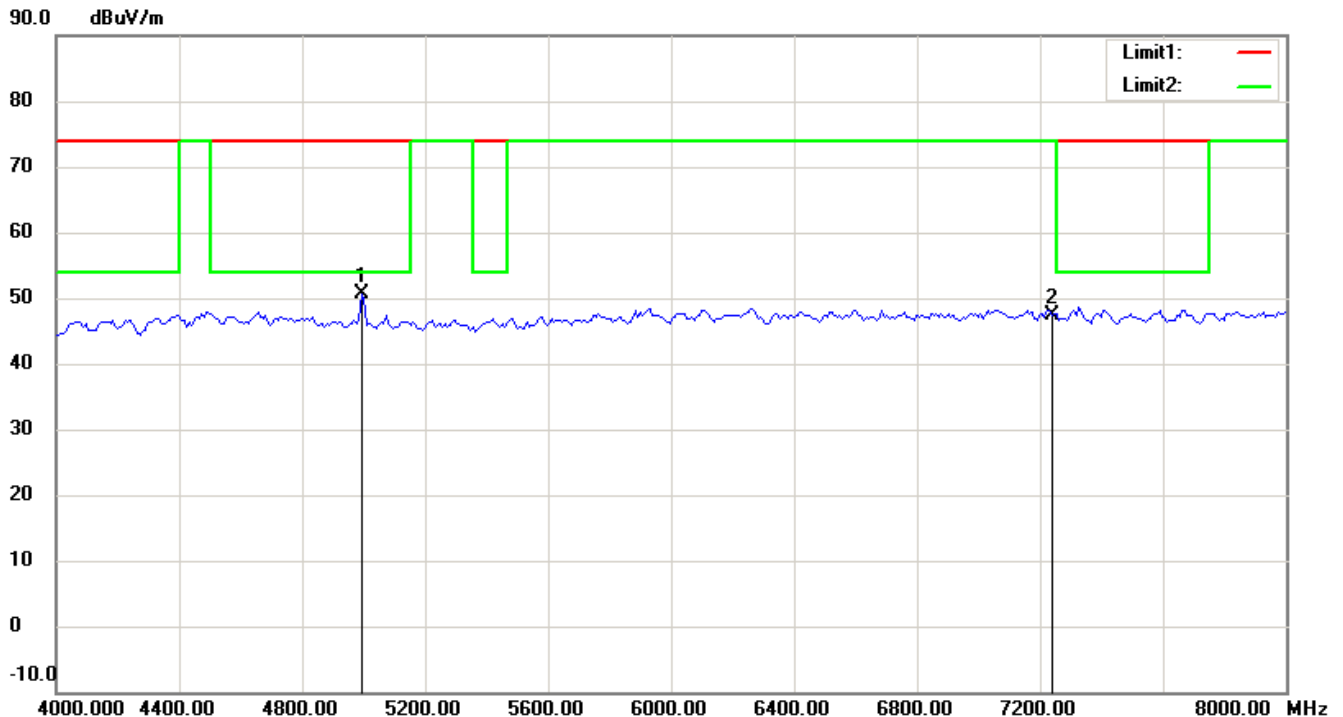
Up Line: Peak Limit Line, Down Line: Ave Limit Line

- 1 The attached measurement plots are preliminarily pre-scanned with peak detector for determining the final checking frequencies and are for reference only.
- 2 The some frequencies may exceed the limit line without the specified detectors, but that cannot present the results are failed to the specification of test standard.
- 3 For corrected test results are listed in the relevant table of radiated test data of this test report.



Registration number: W6D21109-11842-C-1

FCC ID: YV8-DA1101



Note:

Up Line: Peak Limit Line, Down Line: Ave Limit Line

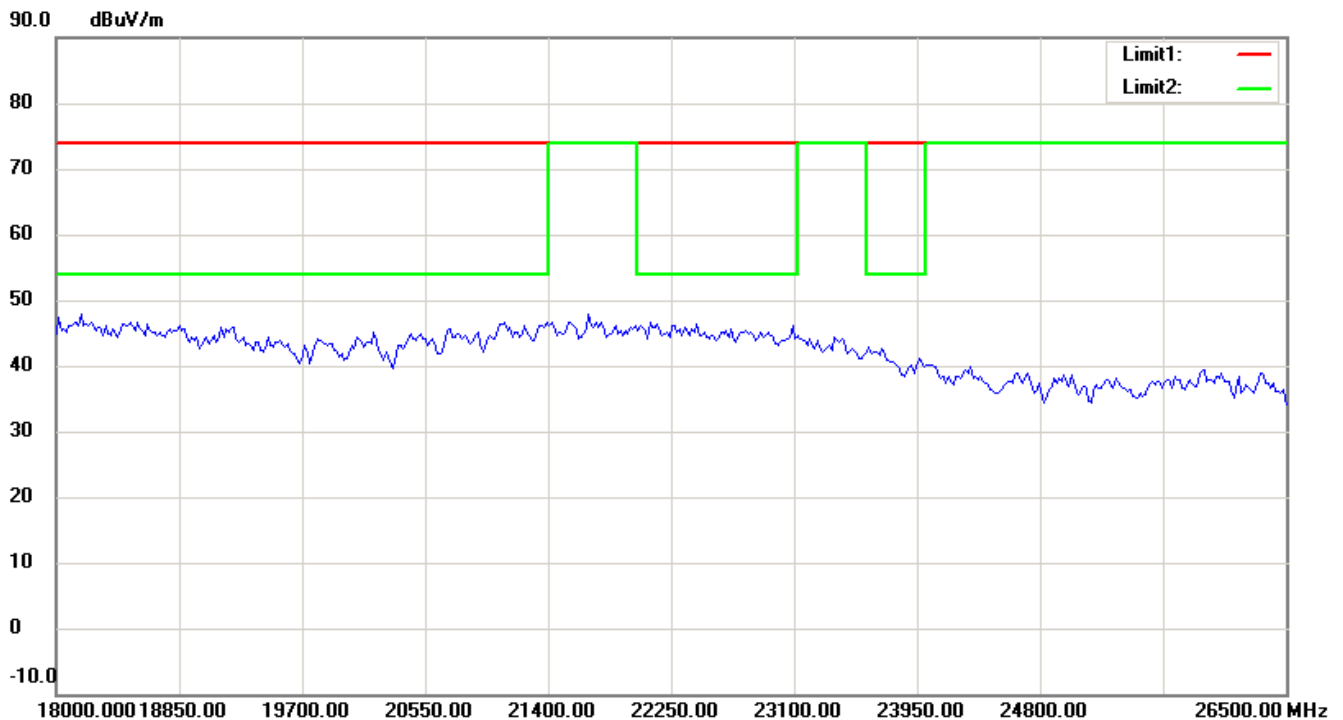
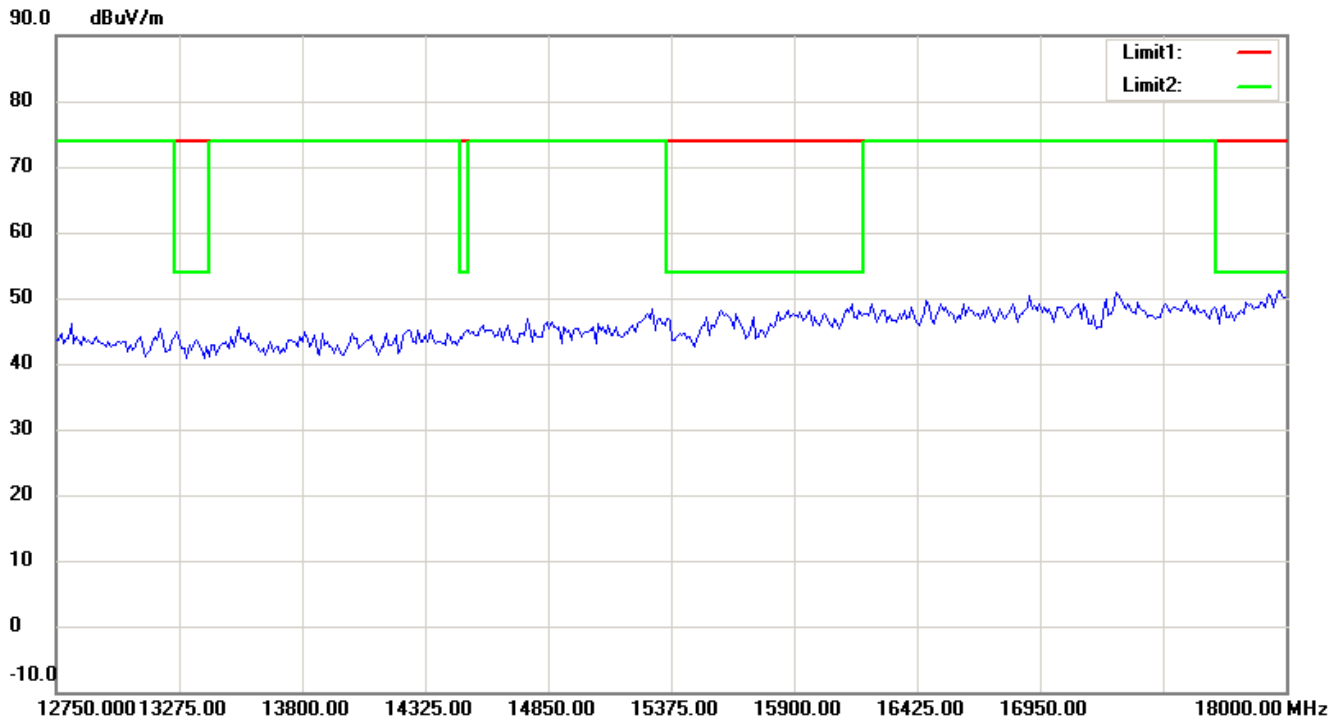
- 1 The attached measurement plots are preliminarily pre-scanned with peak detector for determining the final checking frequencies and are for reference only.
- 2 The some frequencies may exceed the limit line without the specified detectors, but that cannot present the results are failed to the specification of test standard.
- 3 For corrected test results are listed in the relevant table of radiated test data of this test report.



Worldwide Testing Services(Taiwan) Co., Ltd.

Registration number: W6D21109-11842-C-1

FCC ID: YV8-DA1101



Note:

Up Line: Peak Limit Line, Down Line: Ave Limit Line

- 1 The attached measurement plots are preliminarily pre-scanned with peak detector for determining the final checking frequencies and are for reference only.
- 2 The some frequencies may exceed the limit line without the specified detectors, but that cannot present the results are failed to the specification of test standard.
- 3 For corrected test results are listed in the relevant table of radiated test data of this test report.



FCC ID: YV8-DA1101

Antenna Polarization V



Up Line: Peak Limit Line, Down Line: Ave Limit Line

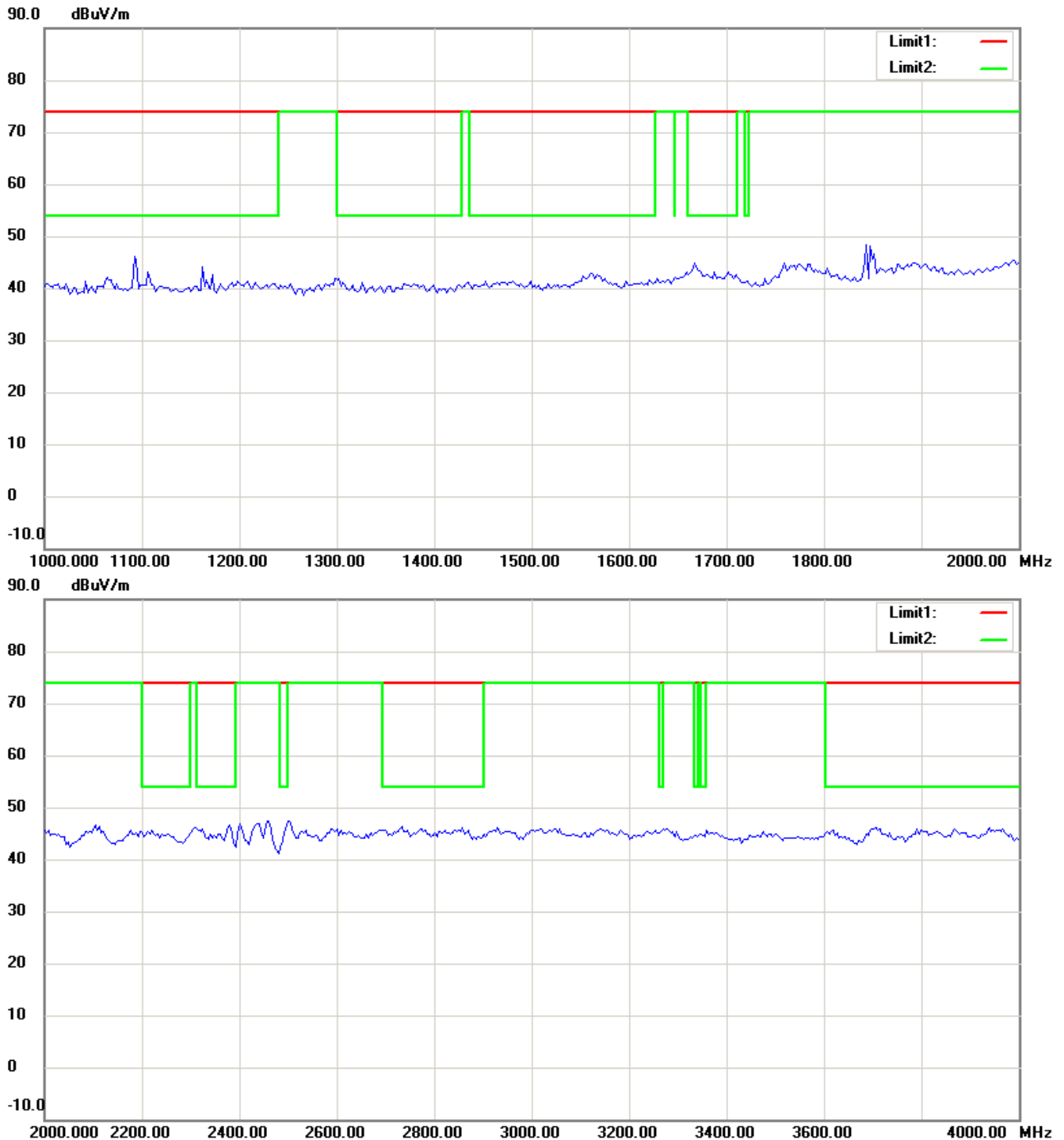
- 1 The attached measurement plots are preliminarily pre-scanned with peak detector for determining the final
checking frequencies and are for reference only.
2 The some frequencies may exceed the limit line without the specified detectors, but that cannot present the
results are failed to the specification of test standard.
3 For corrected test results are listed in the relevant table of radiated test data of this test report.



Worldwide Testing Services(Taiwan) Co., Ltd.

Registration number: W6D21109-11842-C-1

FCC ID: YV8-DA1101



Note:

Up Line: Peak Limit Line, Down Line: Ave Limit Line

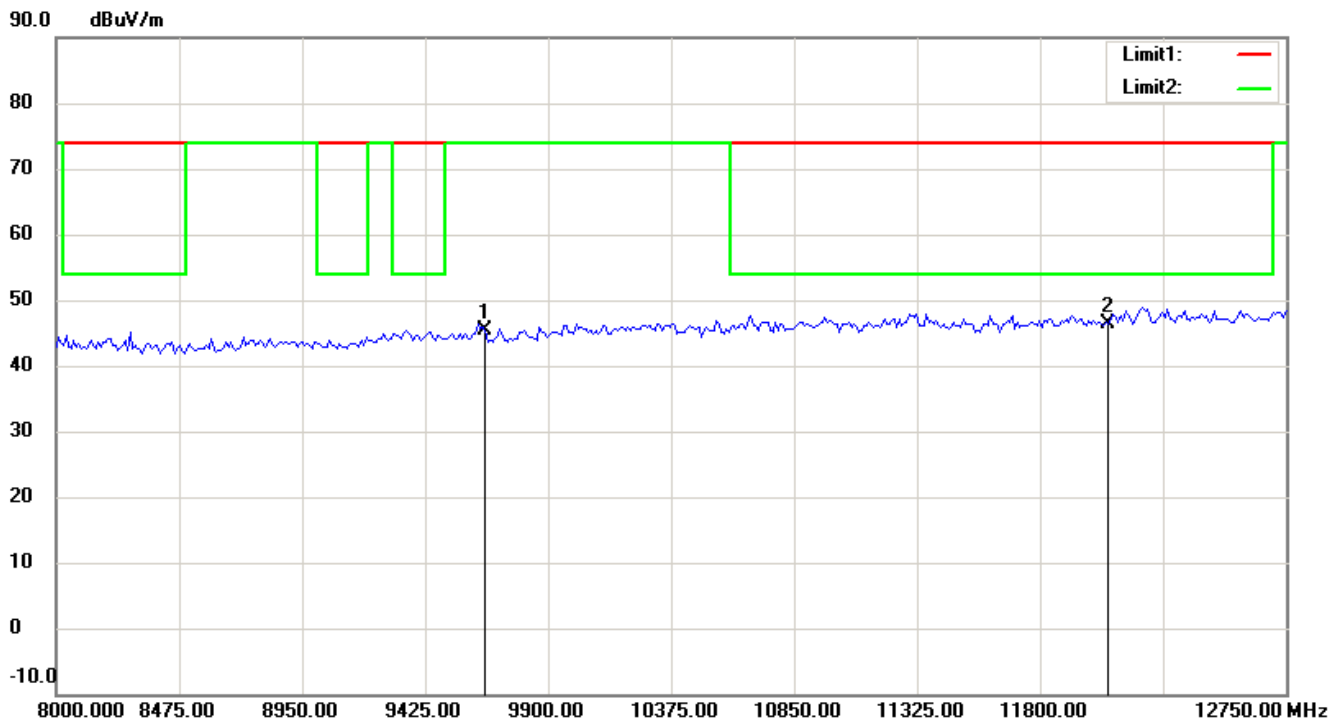
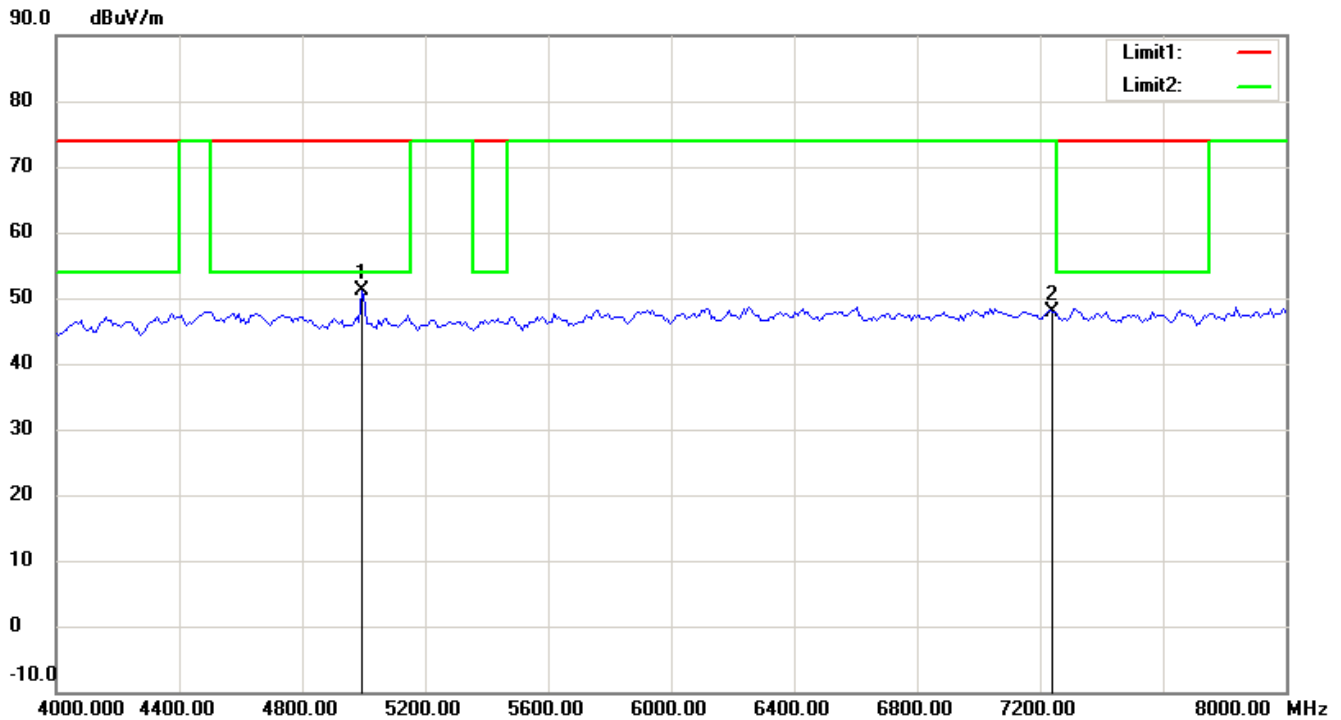
- 1 The attached measurement plots are preliminarily pre-scanned with peak detector for determining the final checking frequencies and are for reference only.
- 2 The some frequencies may exceed the limit line without the specified detectors, but that cannot present the results are failed to the specification of test standard.
- 3 For corrected test results are listed in the relevant table of radiated test data of this test report.



Worldwide Testing Services(Taiwan) Co., Ltd.

Registration number: W6D21109-11842-C-1

FCC ID: YV8-DA1101



Note:

Up Line: Peak Limit Line, Down Line: Ave Limit Line

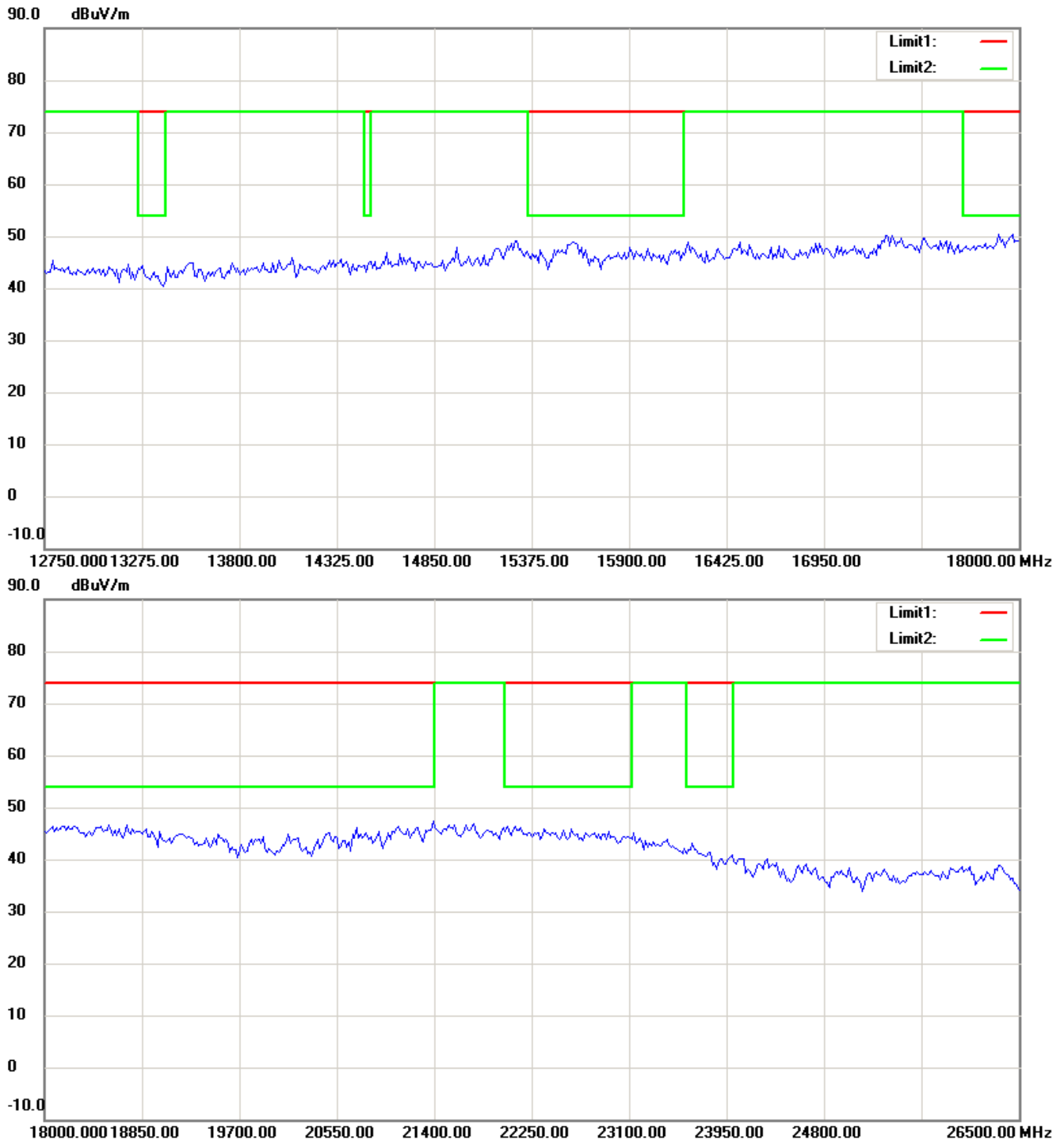
- 1 The attached measurement plots are preliminarily pre-scanned with peak detector for determining the final checking frequencies and are for reference only.
- 2 The some frequencies may exceed the limit line without the specified detectors, but that cannot present the results are failed to the specification of test standard.
- 3 For corrected test results are listed in the relevant table of radiated test data of this test report.



Worldwide Testing Services(Taiwan) Co., Ltd.

Registration number: W6D21109-11842-C-1

FCC ID: YV8-DA1101



Note:

Up Line: Peak Limit Line, Down Line: Ave Limit Line

- 1 The attached measurement plots are preliminarily pre-scanned with peak detector for determining the final checking frequencies and are for reference only.
- 2 The some frequencies may exceed the limit line without the specified detectors, but that cannot present the results are failed to the specification of test standard.
- 3 For corrected test results are listed in the relevant table of radiated test data of this test report.

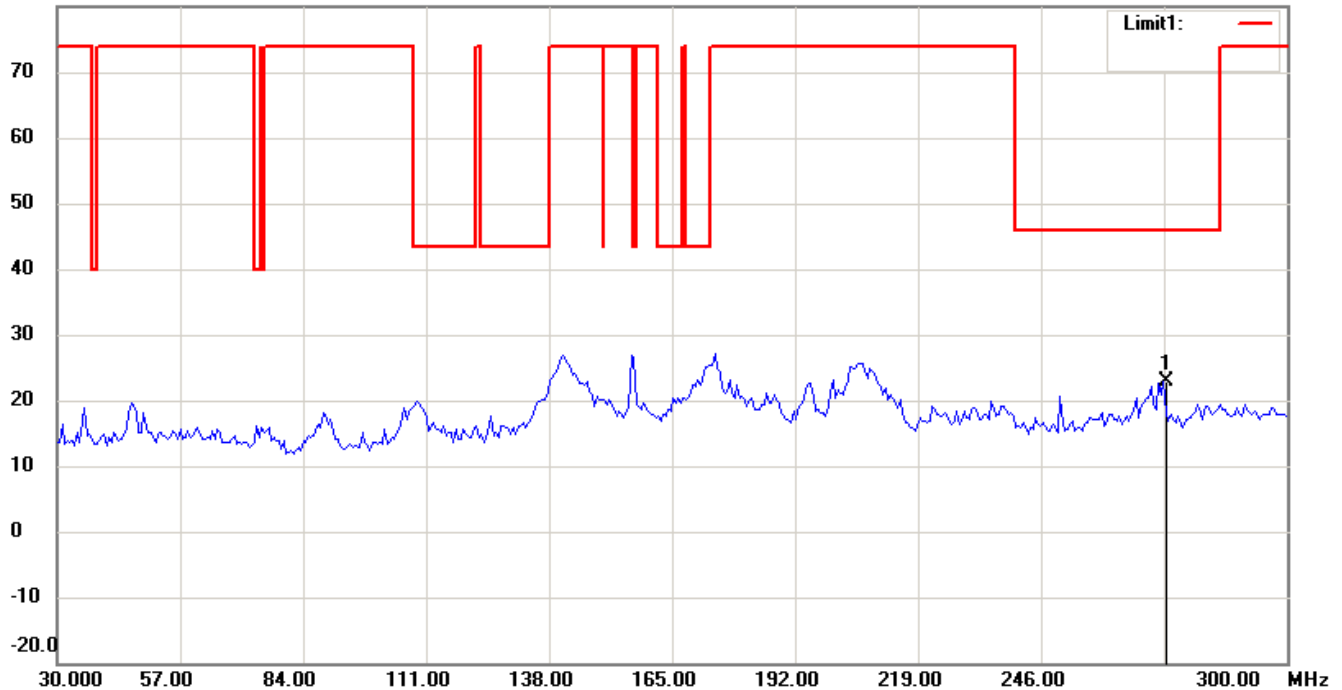


Registration number: W6D21109-11842-C-1
FCC ID: YV8-DA1101

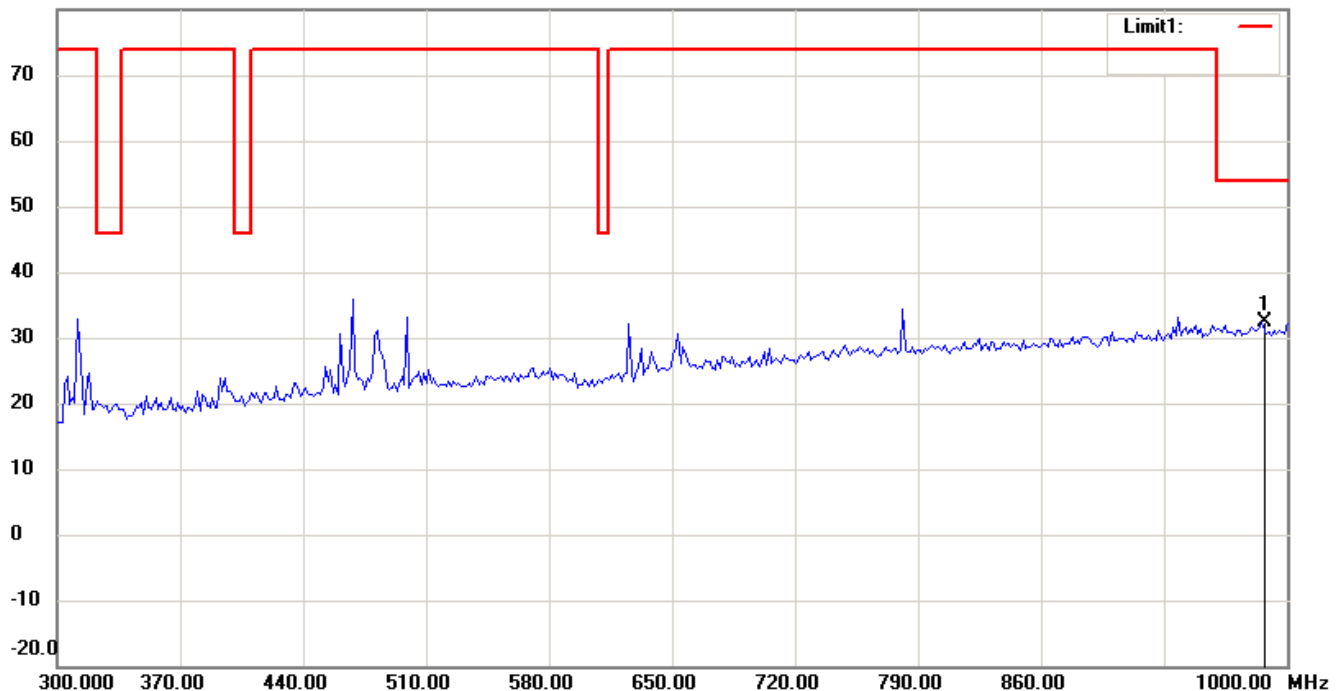
802.11n 20MHz Channel 6

Antenna Polarization H

80.0 dBuV/m



80.0 dBuV/m



Note:

Up Line: Peak Limit Line, Down Line: Ave Limit Line

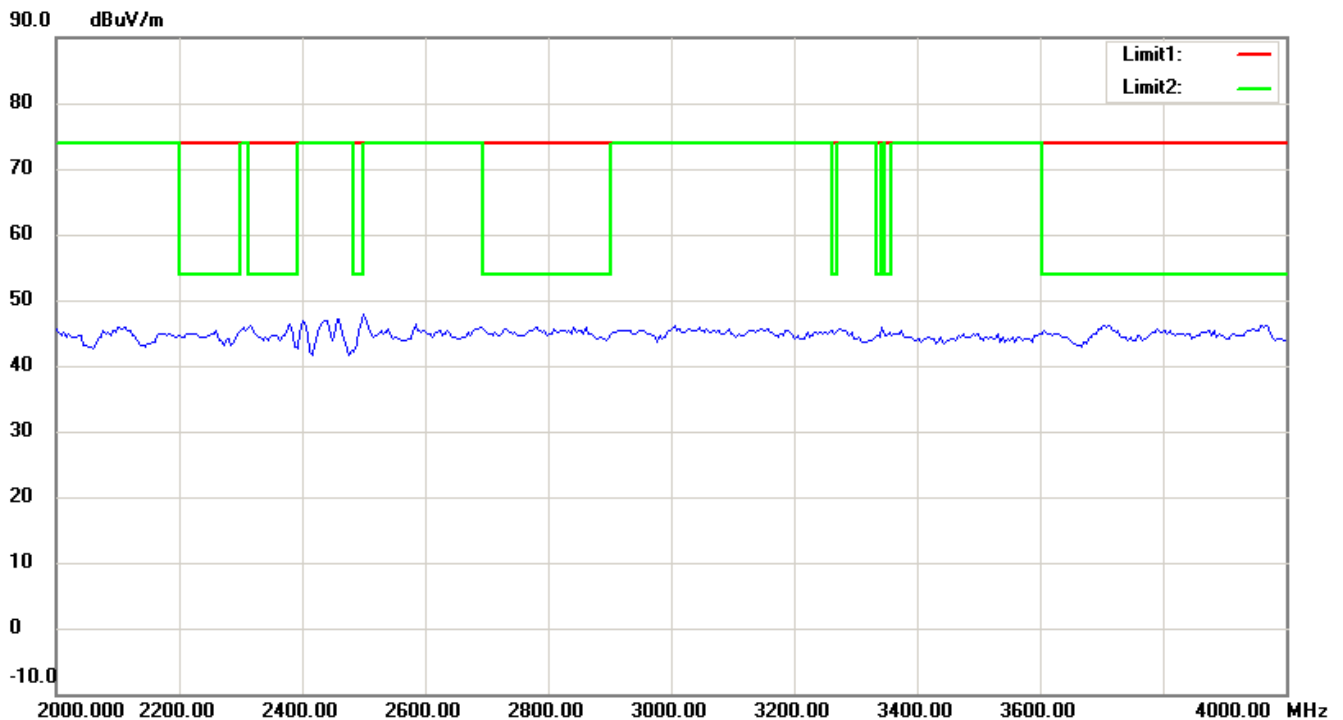
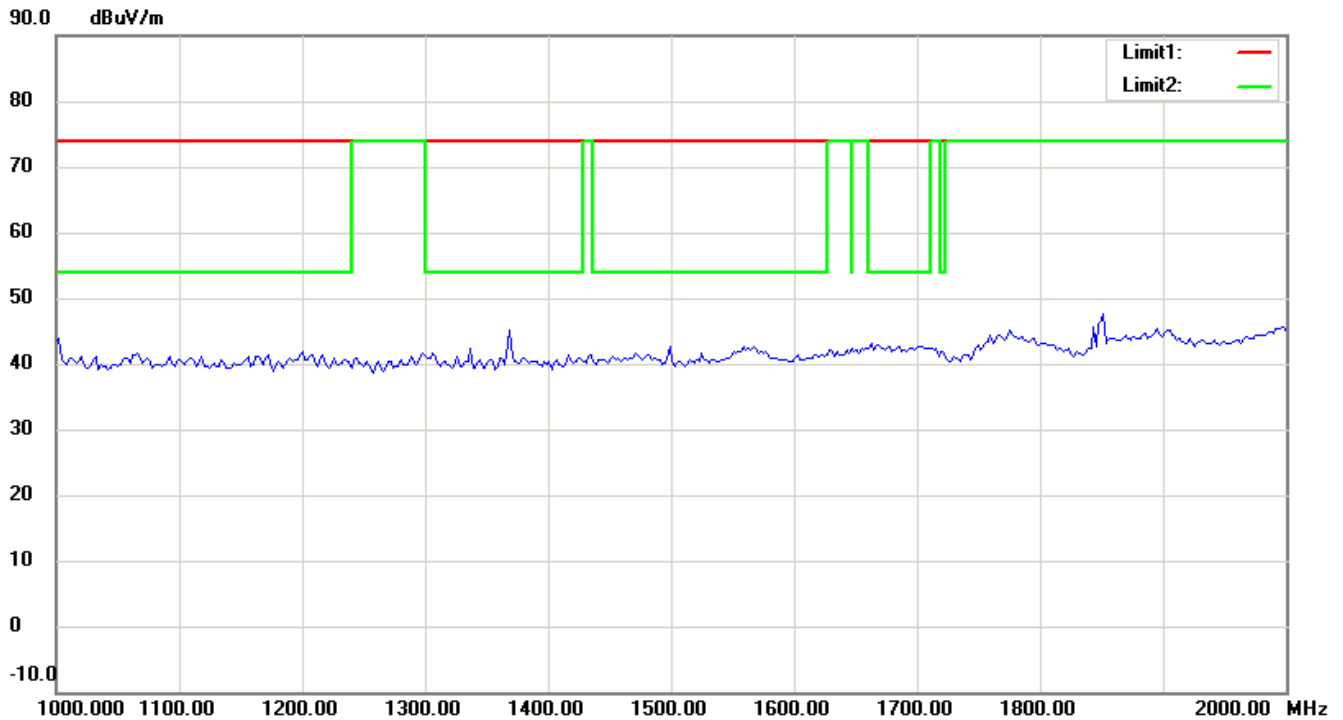
- 1 The attached measurement plots are preliminarily pre-scanned with peak detector for determining the final checking frequencies and are for reference only.
- 2 The some frequencies may exceed the limit line without the specified detectors, but that cannot present the results are failed to the specification of test standard.
- 3 For corrected test results are listed in the relevant table of radiated test data of this test report.



Worldwide Testing Services(Taiwan) Co., Ltd.

Registration number: W6D21109-11842-C-1

FCC ID: YV8-DA1101



Note:

Up Line: Peak Limit Line, Down Line: Ave Limit Line

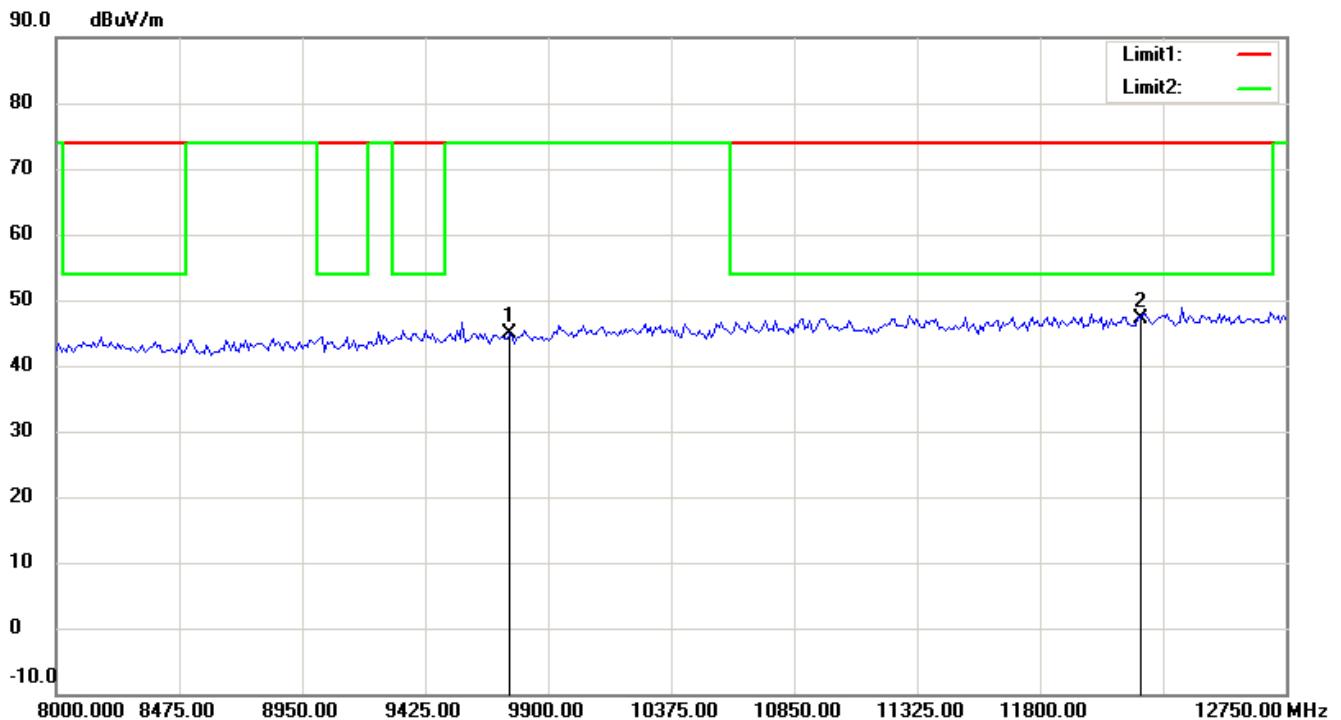
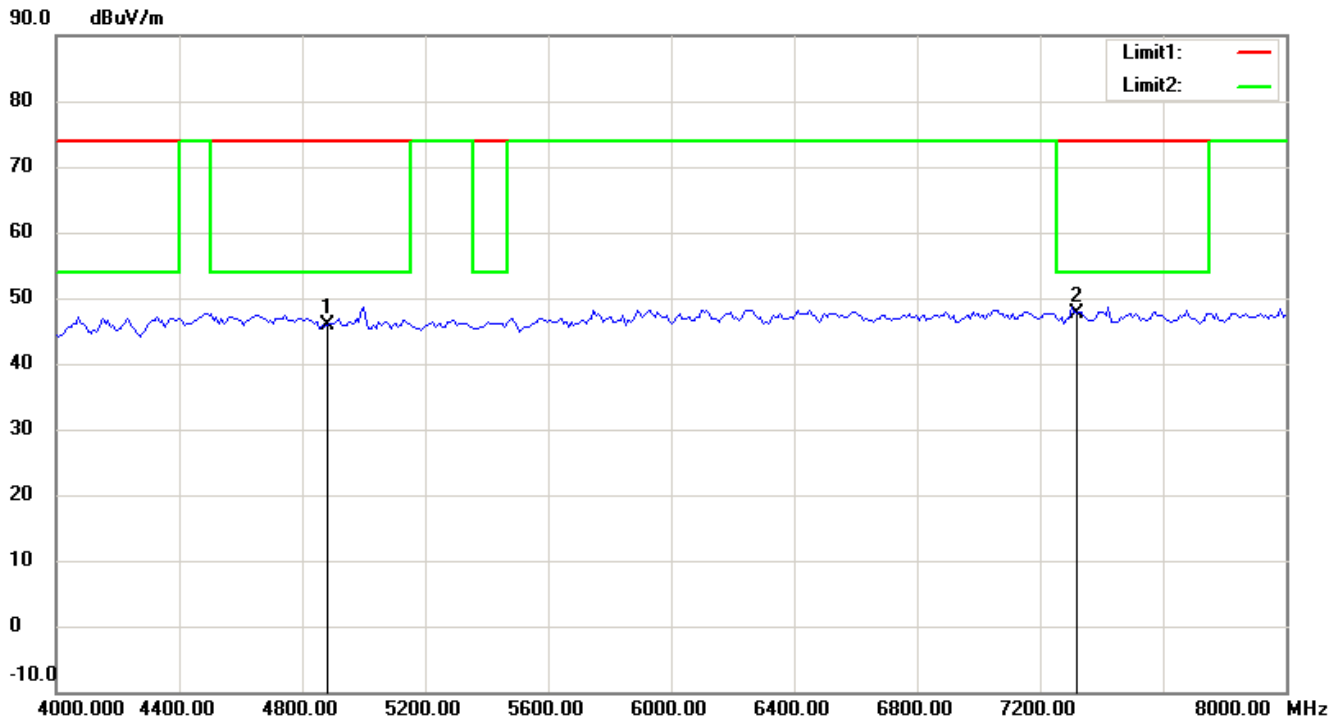
- 1 The attached measurement plots are preliminarily pre-scanned with peak detector for determining the final checking frequencies and are for reference only.
- 2 The some frequencies may exceed the limit line without the specified detectors, but that cannot present the results are failed to the specification of test standard.
- 3 For corrected test results are listed in the relevant table of radiated test data of this test report.



Worldwide Testing Services(Taiwan) Co., Ltd.

Registration number: W6D21109-11842-C-1

FCC ID: YV8-DA1101



Note:

Up Line: Peak Limit Line, Down Line: Ave Limit Line

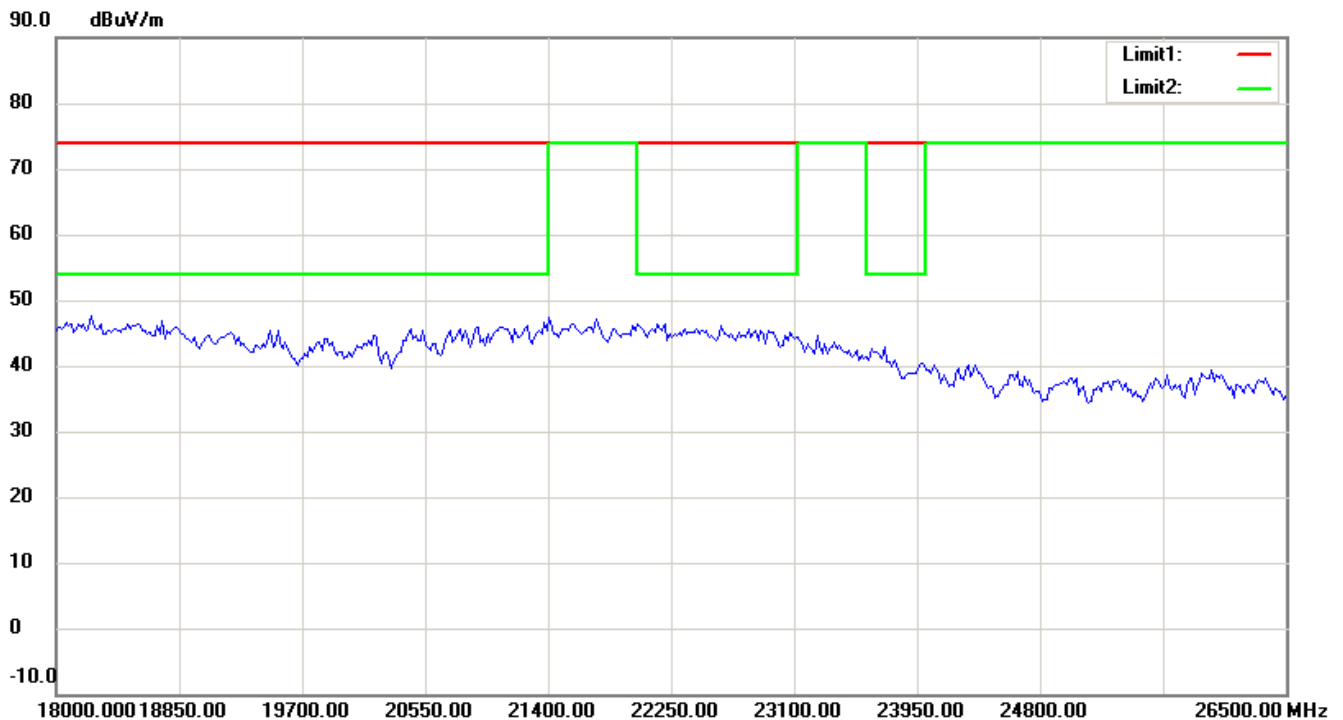
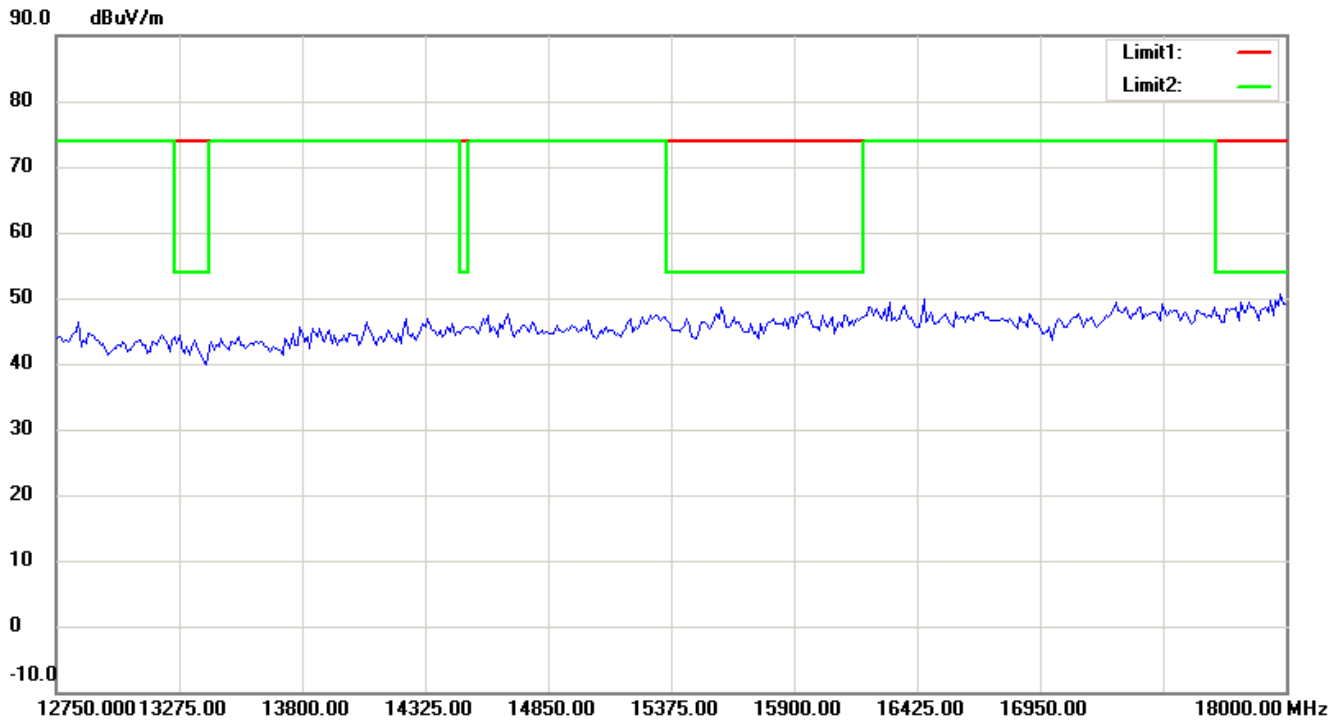
- 1 The attached measurement plots are preliminarily pre-scanned with peak detector for determining the final checking frequencies and are for reference only.
- 2 The some frequencies may exceed the limit line without the specified detectors, but that cannot present the results are failed to the specification of test standard.
- 3 For corrected test results are listed in the relevant table of radiated test data of this test report.



Worldwide Testing Services(Taiwan) Co., Ltd.

Registration number: W6D21109-11842-C-1

FCC ID: YV8-DA1101



Note:

Up Line: Peak Limit Line, Down Line: Ave Limit Line

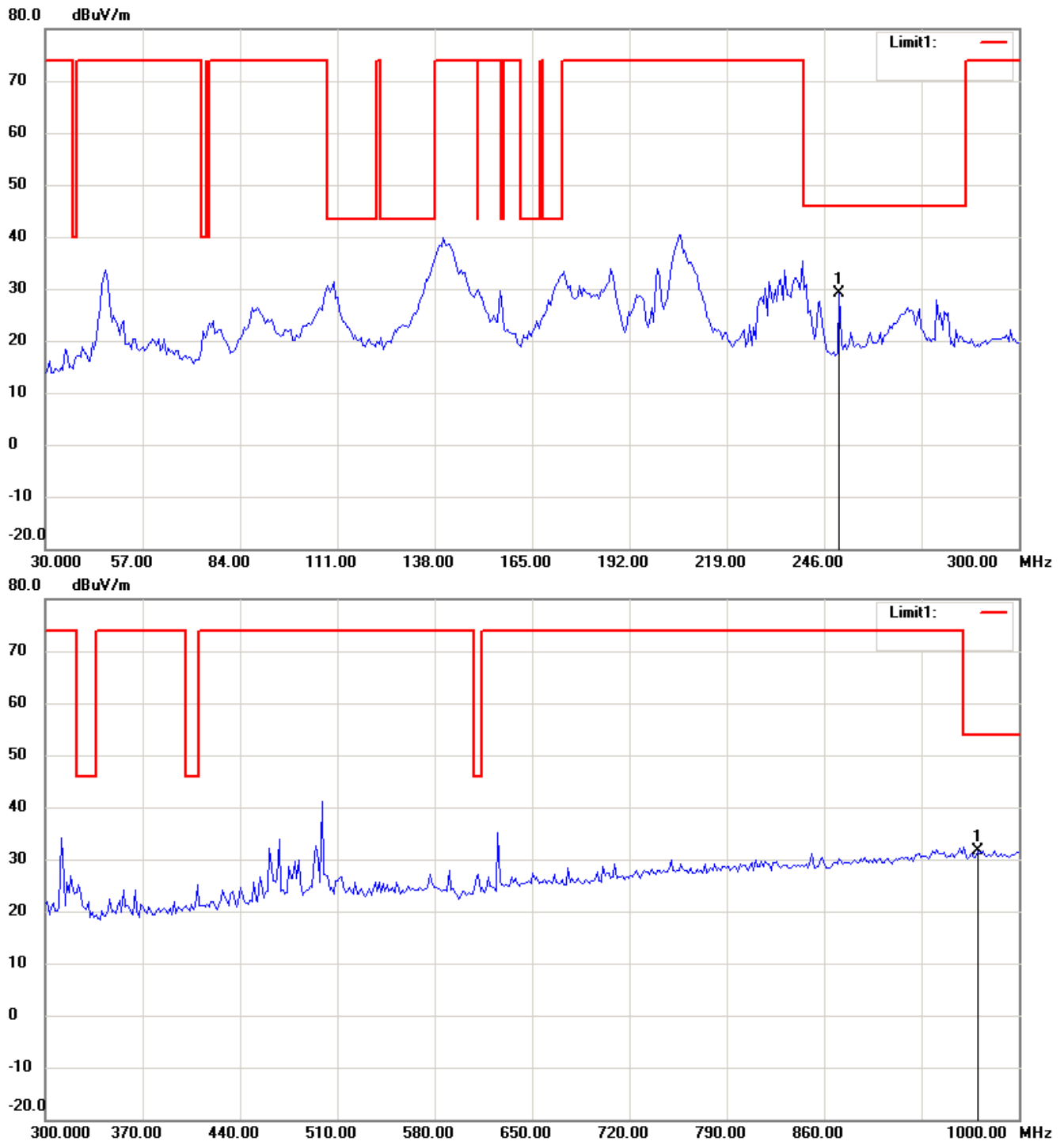
- 1 The attached measurement plots are preliminarily pre-scanned with peak detector for determining the final checking frequencies and are for reference only.
- 2 The some frequencies may exceed the limit line without the specified detectors, but that cannot present the results are failed to the specification of test standard.
- 3 For corrected test results are listed in the relevant table of radiated test data of this test report.



Registration number: W6D21109-11842-C-1

FCC ID: YV8-DA1101

Antenna Polarization V



Note:

Up Line: Peak Limit Line, Down Line: Ave Limit Line

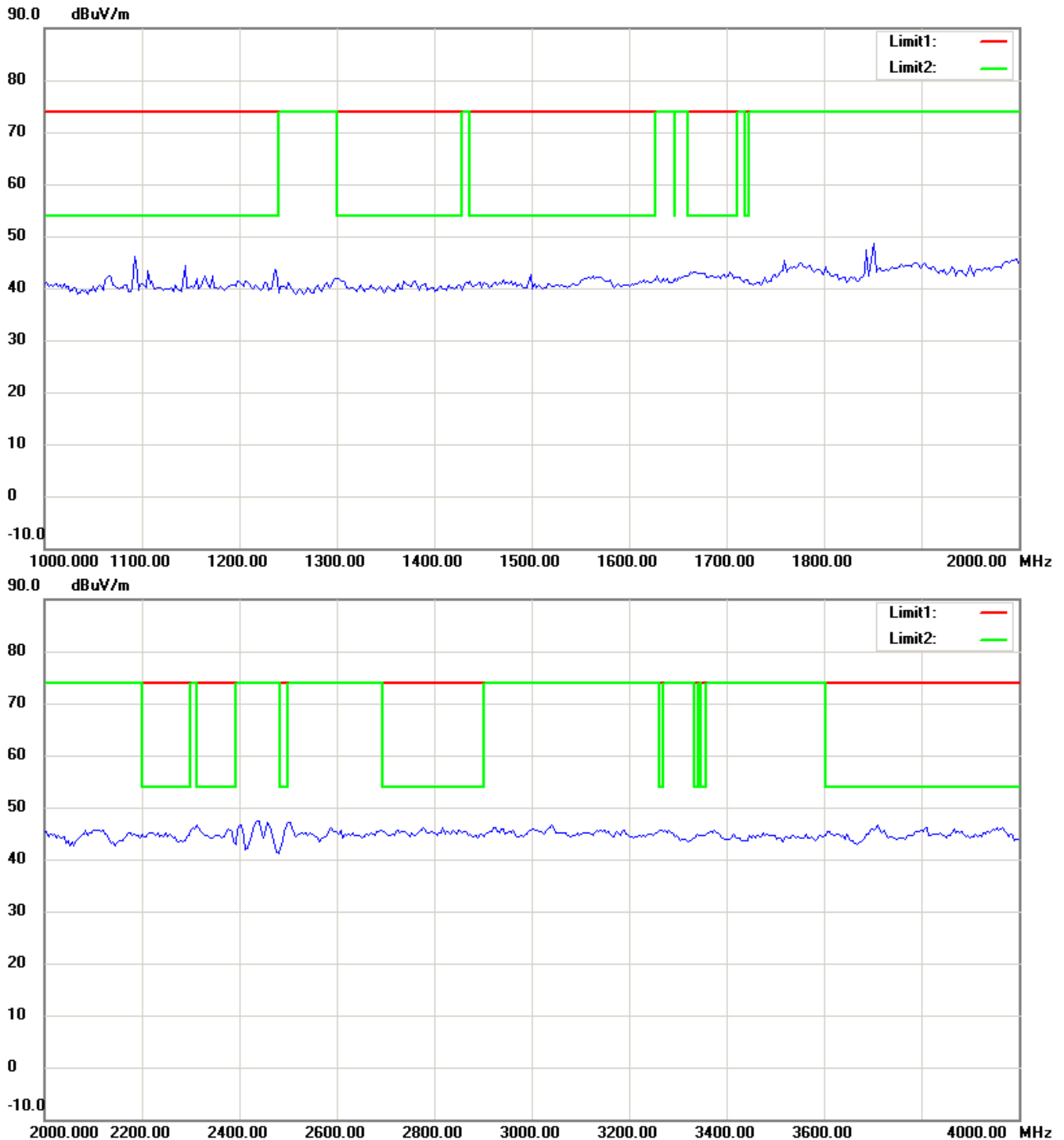
- 1 The attached measurement plots are preliminarily pre-scanned with peak detector for determining the final checking frequencies and are for reference only.
- 2 The some frequencies may exceed the limit line without the specified detectors, but that cannot present the results are failed to the specification of test standard.
- 3 For corrected test results are listed in the relevant table of radiated test data of this test report.



Worldwide Testing Services(Taiwan) Co., Ltd.

Registration number: W6D21109-11842-C-1

FCC ID: YV8-DA1101



Note:

Up Line: Peak Limit Line, Down Line: Ave Limit Line

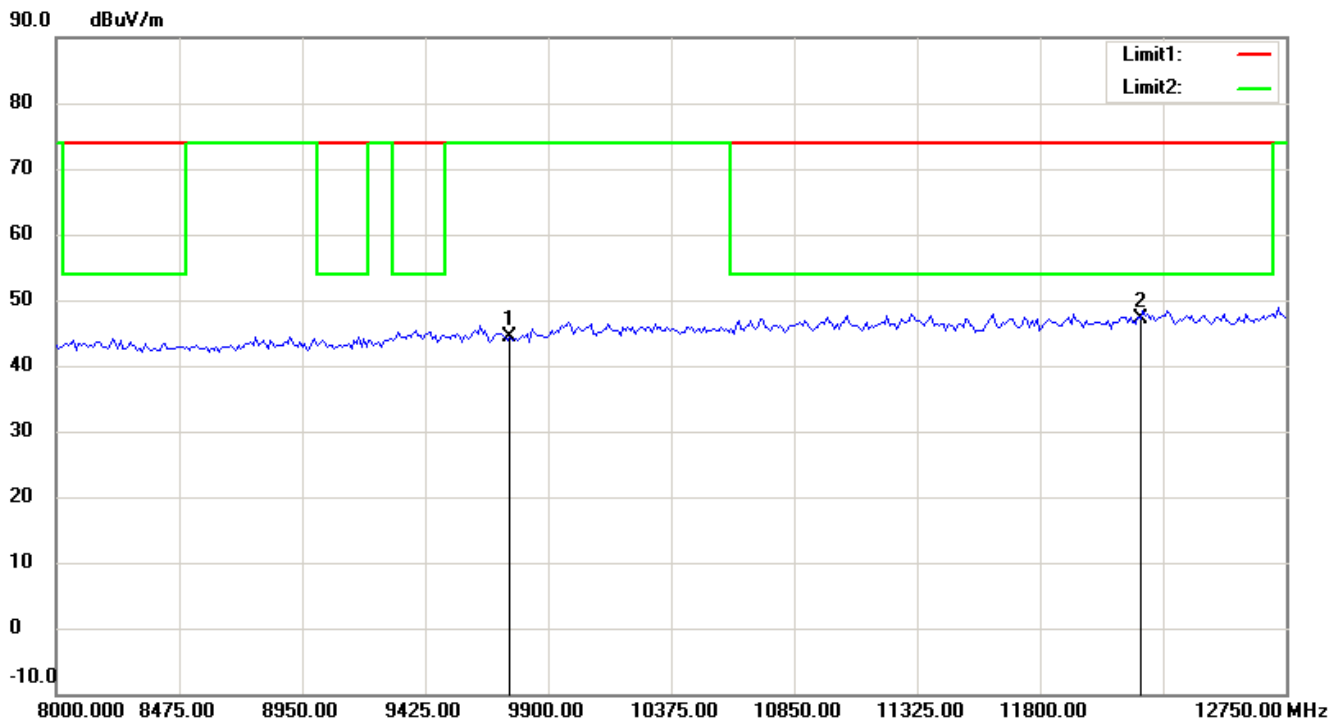
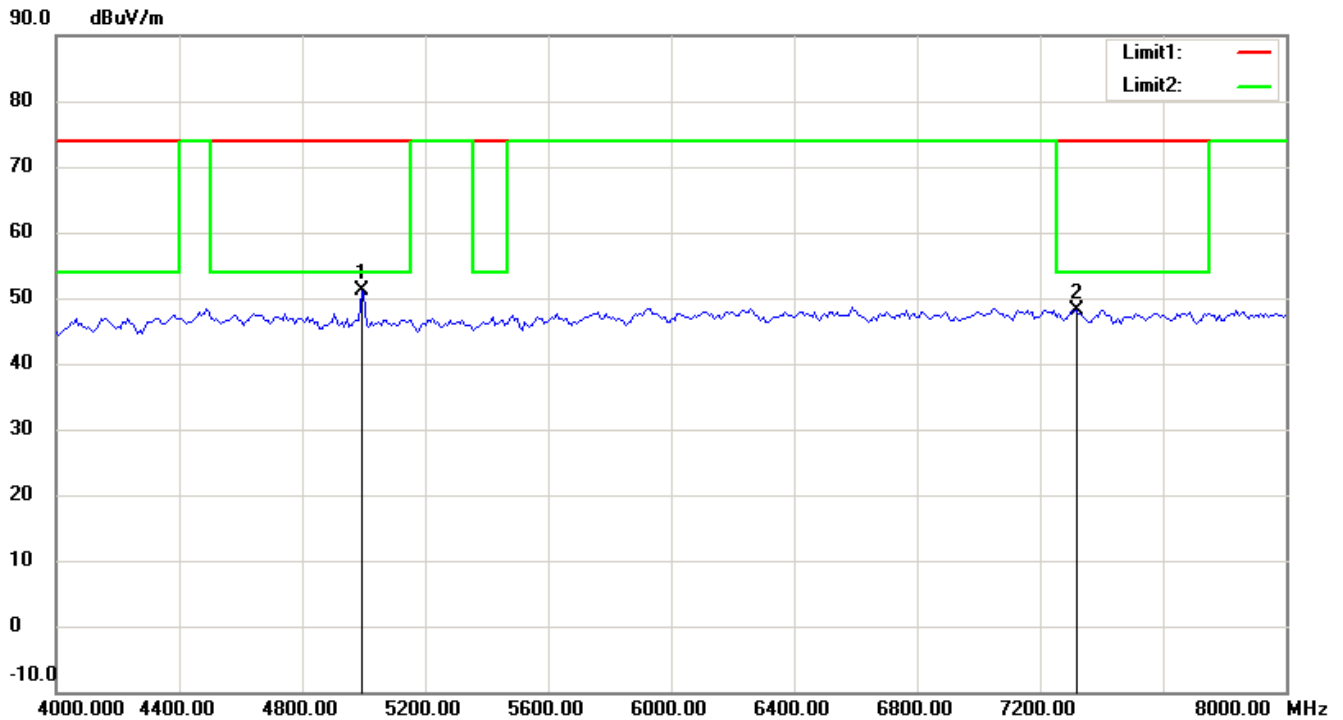
- 1 The attached measurement plots are preliminarily pre-scanned with peak detector for determining the final checking frequencies and are for reference only.
- 2 The some frequencies may exceed the limit line without the specified detectors, but that cannot present the results are failed to the specification of test standard.
- 3 For corrected test results are listed in the relevant table of radiated test data of this test report.



Worldwide Testing Services(Taiwan) Co., Ltd.

Registration number: W6D21109-11842-C-1

FCC ID: YV8-DA1101



Note:

Up Line: Peak Limit Line, Down Line: Ave Limit Line

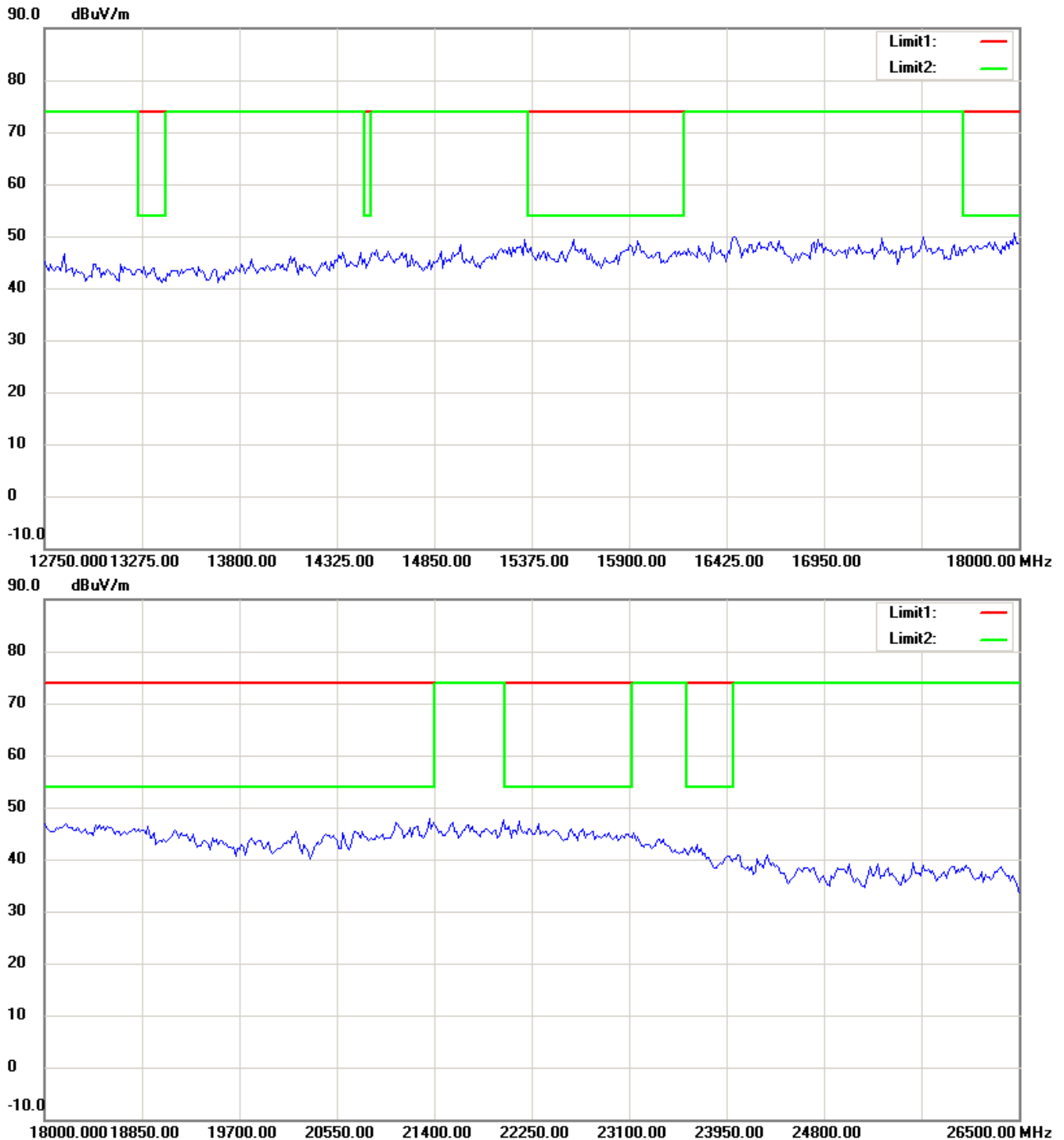
- 1 The attached measurement plots are preliminarily pre-scanned with peak detector for determining the final checking frequencies and are for reference only.
- 2 The some frequencies may exceed the limit line without the specified detectors, but that cannot present the results are failed to the specification of test standard.
- 3 For corrected test results are listed in the relevant table of radiated test data of this test report.



Worldwide Testing Services(Taiwan) Co., Ltd.

Registration number: W6D21109-11842-C-1

FCC ID: YV8-DA1101



Note:

Up Line: Peak Limit Line, Down Line: Ave Limit Line

- 1 The attached measurement plots are preliminarily pre-scanned with peak detector for determining the final checking frequencies and are for reference only.
- 2 The some frequencies may exceed the limit line without the specified detectors, but that cannot present the results are failed to the specification of test standard.
- 3 For corrected test results are listed in the relevant table of radiated test data of this test report.



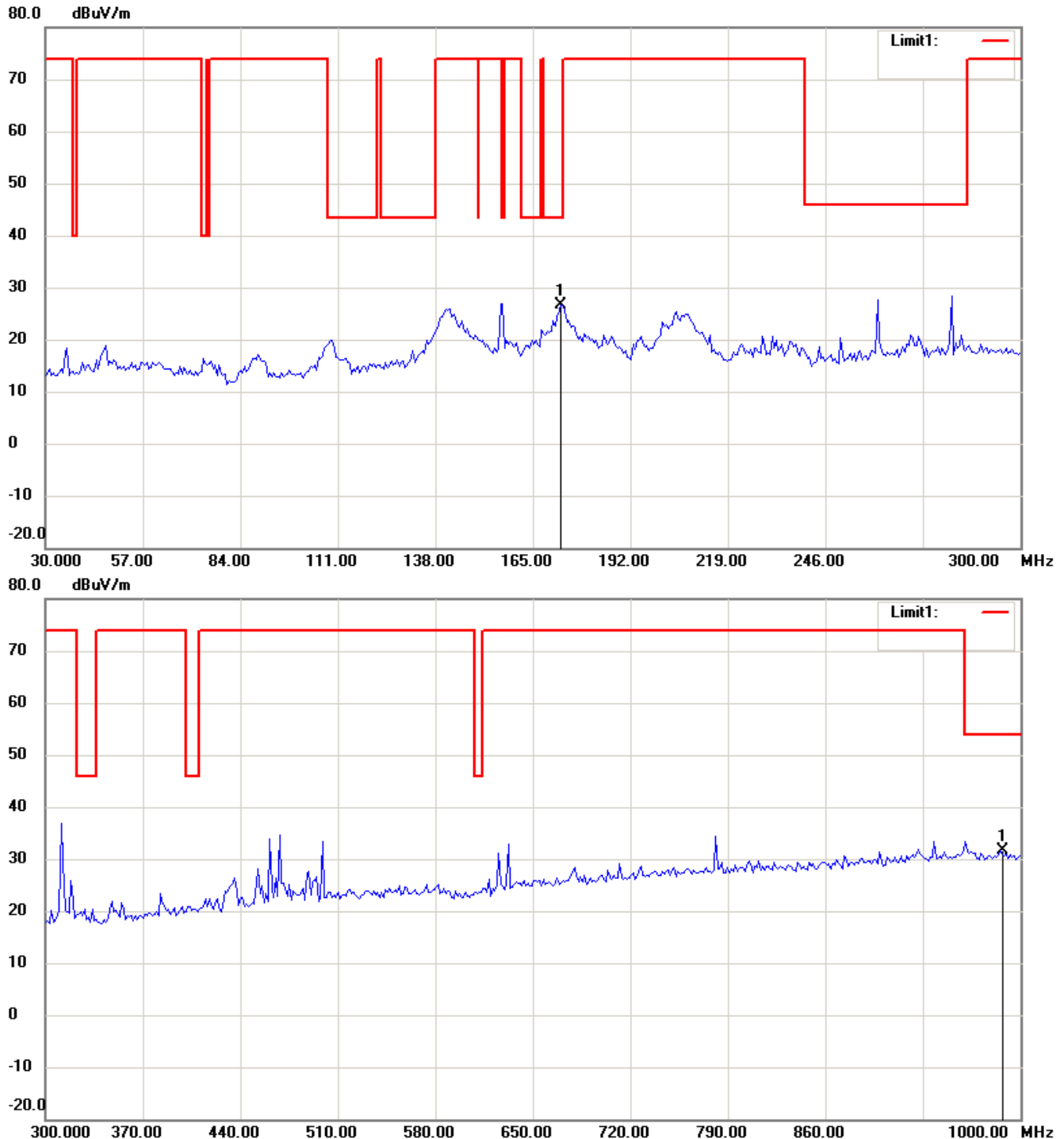
Worldwide Testing Services(Taiwan) Co., Ltd.

Registration number: W6D21109-11842-C-1

FCC ID: YV8-DA1101

802.11n 20MHz Channel 11

Antenna Polarization H



Note:

Up Line: Peak Limit Line, Down Line: Ave Limit Line

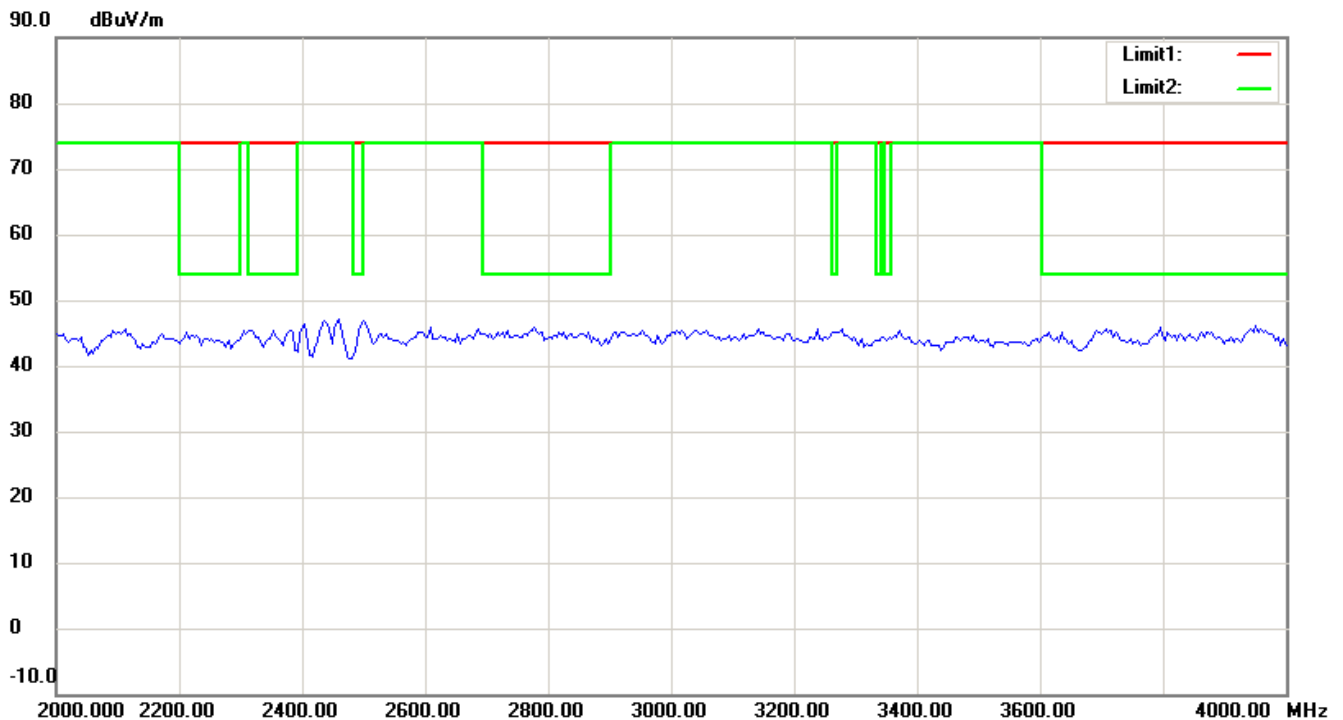
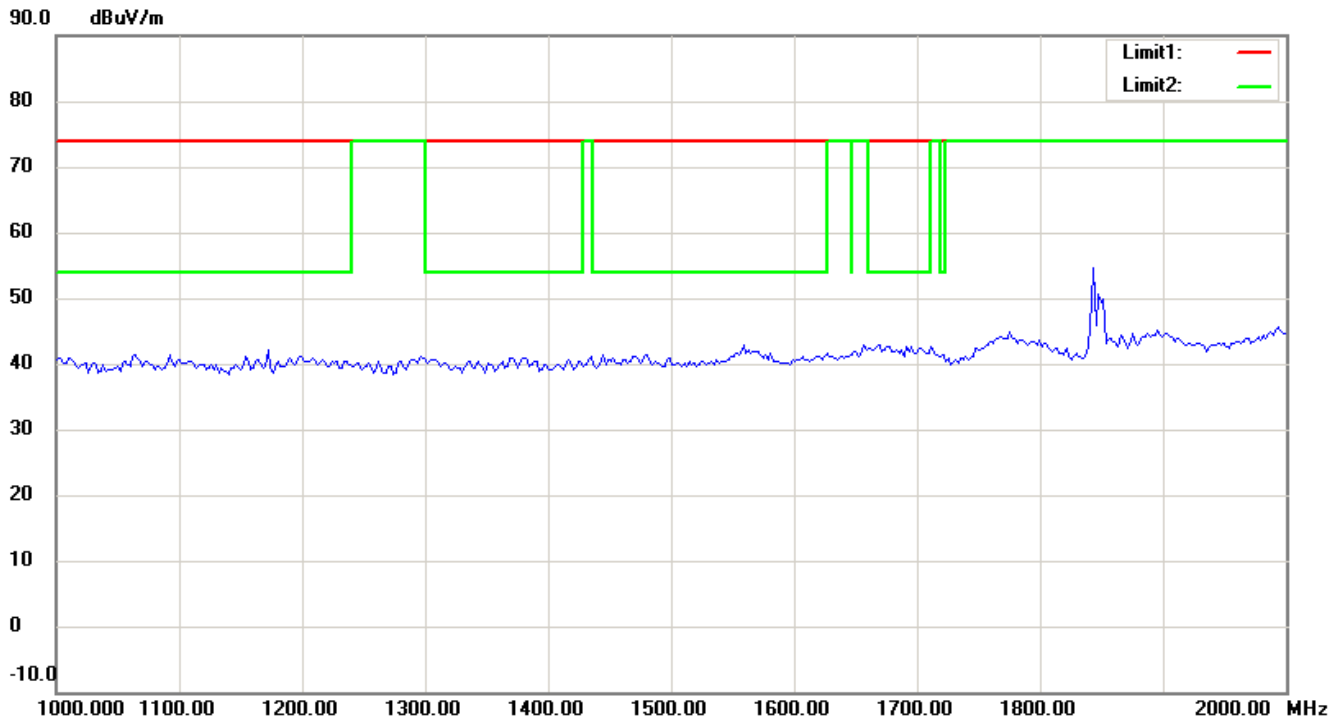
- 1 The attached measurement plots are preliminarily pre-scanned with peak detector for determining the final checking frequencies and are for reference only.
- 2 The some frequencies may exceed the limit line without the specified detectors, but that cannot present the results are failed to the specification of test standard.
- 3 For corrected test results are listed in the relevant table of radiated test data of this test report.



Worldwide Testing Services(Taiwan) Co., Ltd.

Registration number: W6D21109-11842-C-1

FCC ID: YV8-DA1101



Note:

Up Line: Peak Limit Line, Down Line: Ave Limit Line

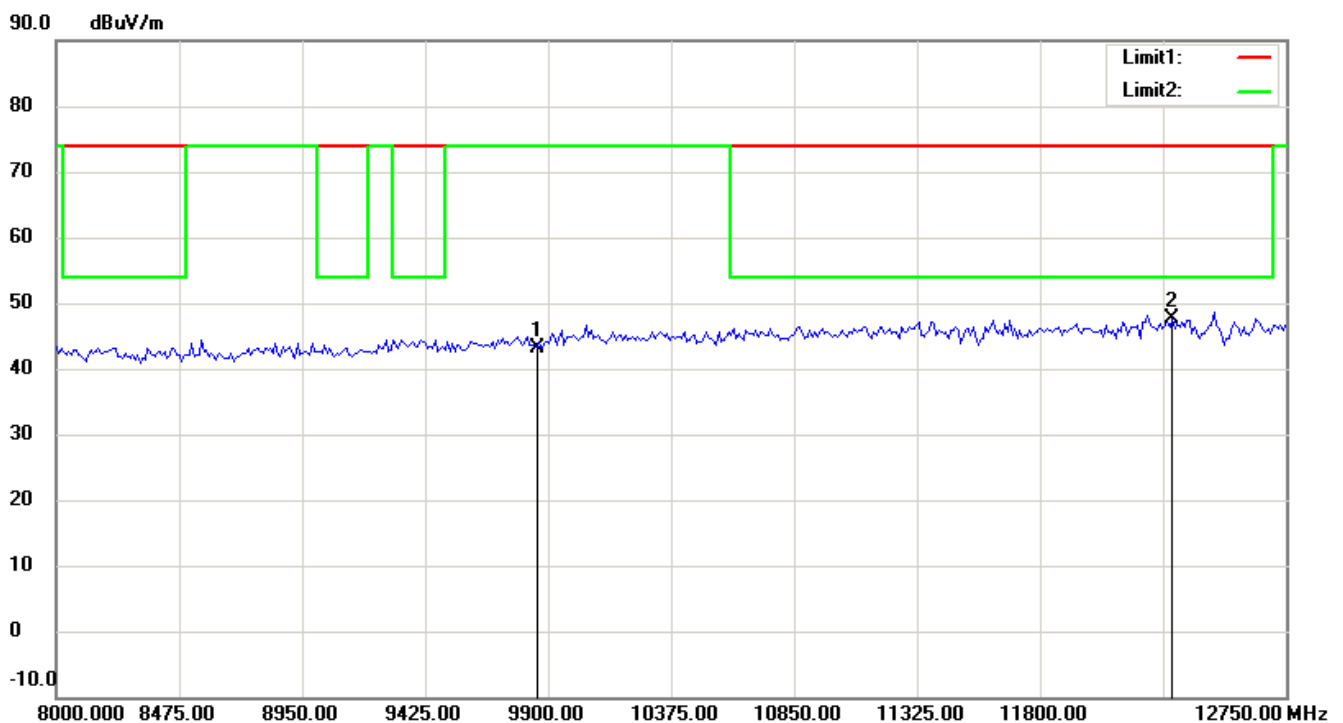
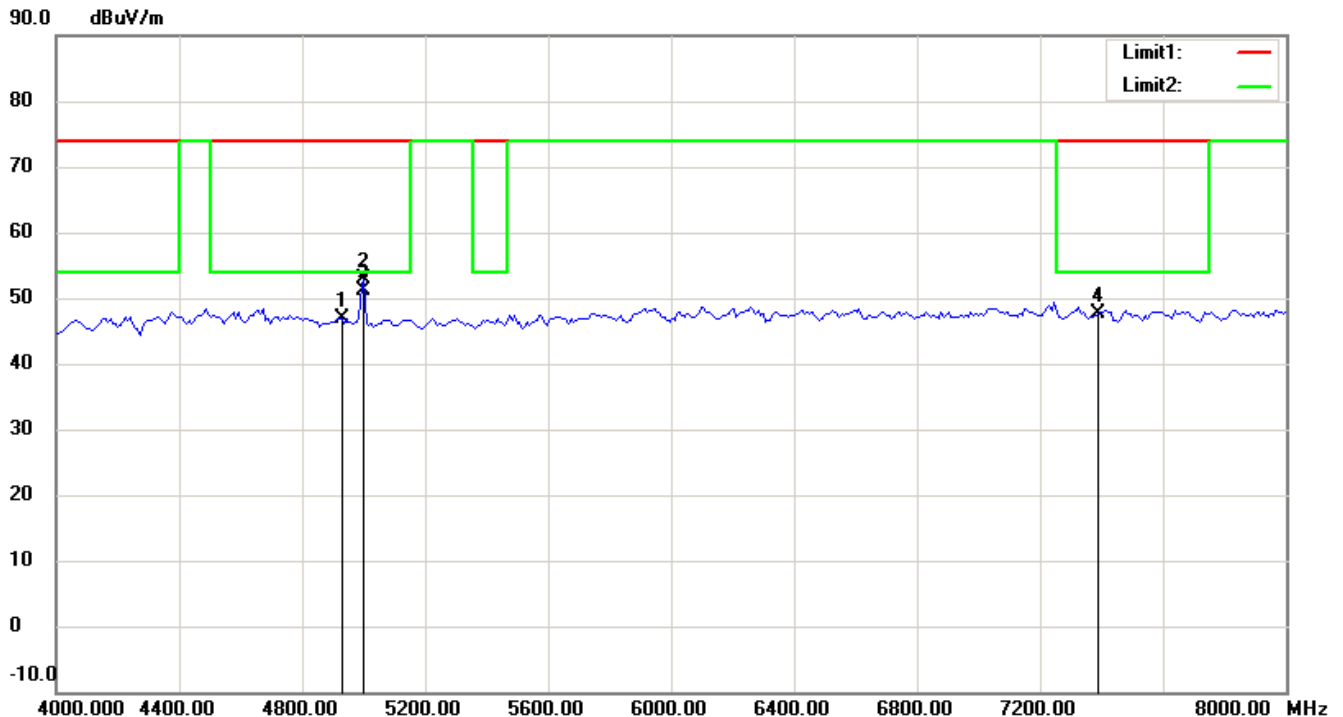
- 1 The attached measurement plots are preliminarily pre-scanned with peak detector for determining the final checking frequencies and are for reference only.
- 2 The some frequencies may exceed the limit line without the specified detectors, but that cannot present the results are failed to the specification of test standard.
- 3 For corrected test results are listed in the relevant table of radiated test data of this test report.



Worldwide Testing Services(Taiwan) Co., Ltd.

Registration number: W6D21109-11842-C-1

FCC ID: YV8-DA1101



Note:

Up Line: Peak Limit Line, Down Line: Ave Limit Line

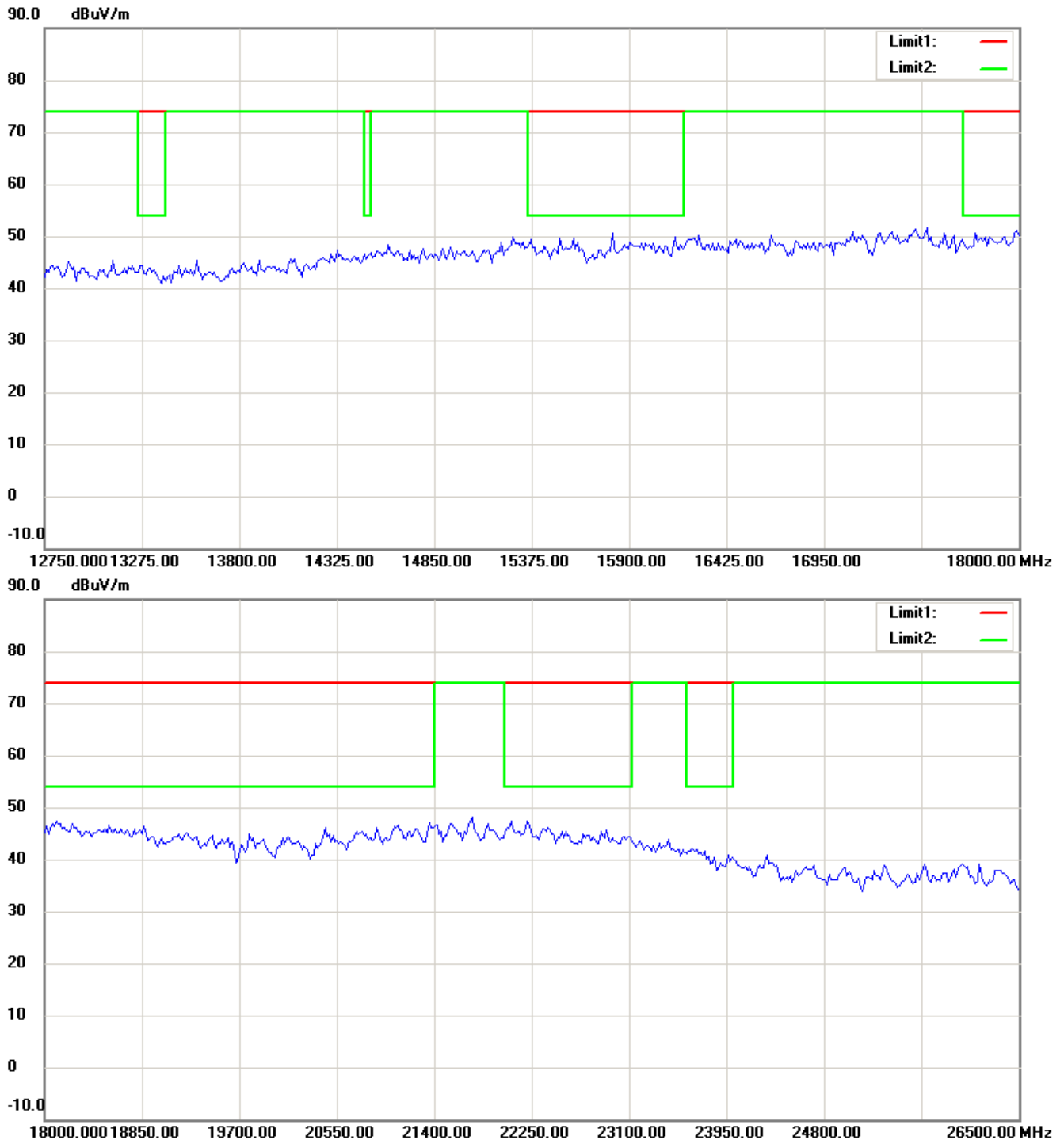
- 1 The attached measurement plots are preliminarily pre-scanned with peak detector for determining the final checking frequencies and are for reference only.
- 2 The some frequencies may exceed the limit line without the specified detectors, but that cannot present the results are failed to the specification of test standard.
- 3 For corrected test results are listed in the relevant table of radiated test data of this test report.



Worldwide Testing Services(Taiwan) Co., Ltd.

Registration number: W6D21109-11842-C-1

FCC ID: YV8-DA1101



Note:

Up Line: Peak Limit Line, Down Line: Ave Limit Line

- 1 The attached measurement plots are preliminarily pre-scanned with peak detector for determining the final checking frequencies and are for reference only.
- 2 The some frequencies may exceed the limit line without the specified detectors, but that cannot present the results are failed to the specification of test standard.
- 3 For corrected test results are listed in the relevant table of radiated test data of this test report.

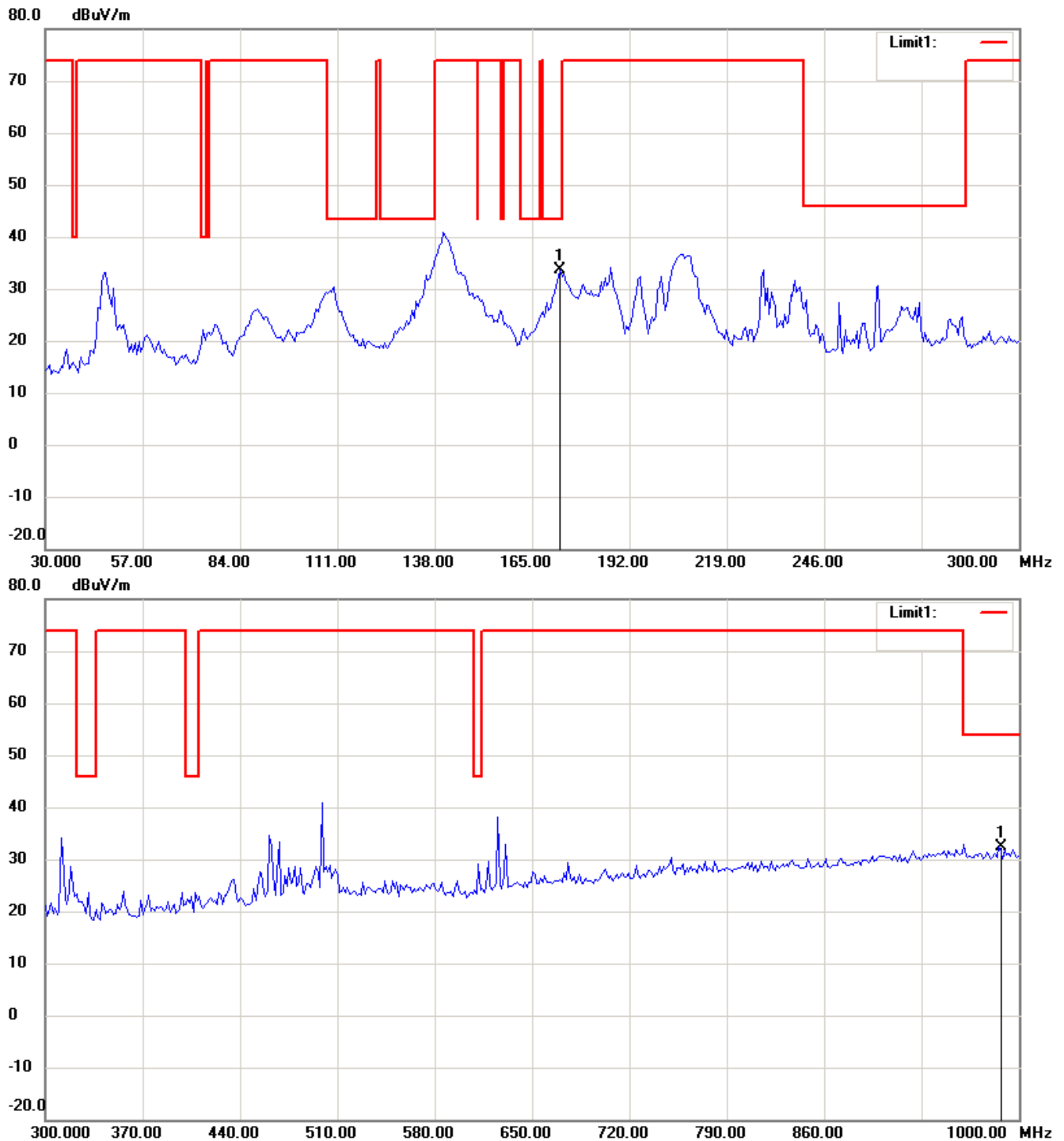


Worldwide Testing Services(Taiwan) Co., Ltd.

Registration number: W6D21109-11842-C-1

FCC ID: YV8-DA1101

Antenna Polarization V



Note:

Up Line: Peak Limit Line, Down Line: Ave Limit Line

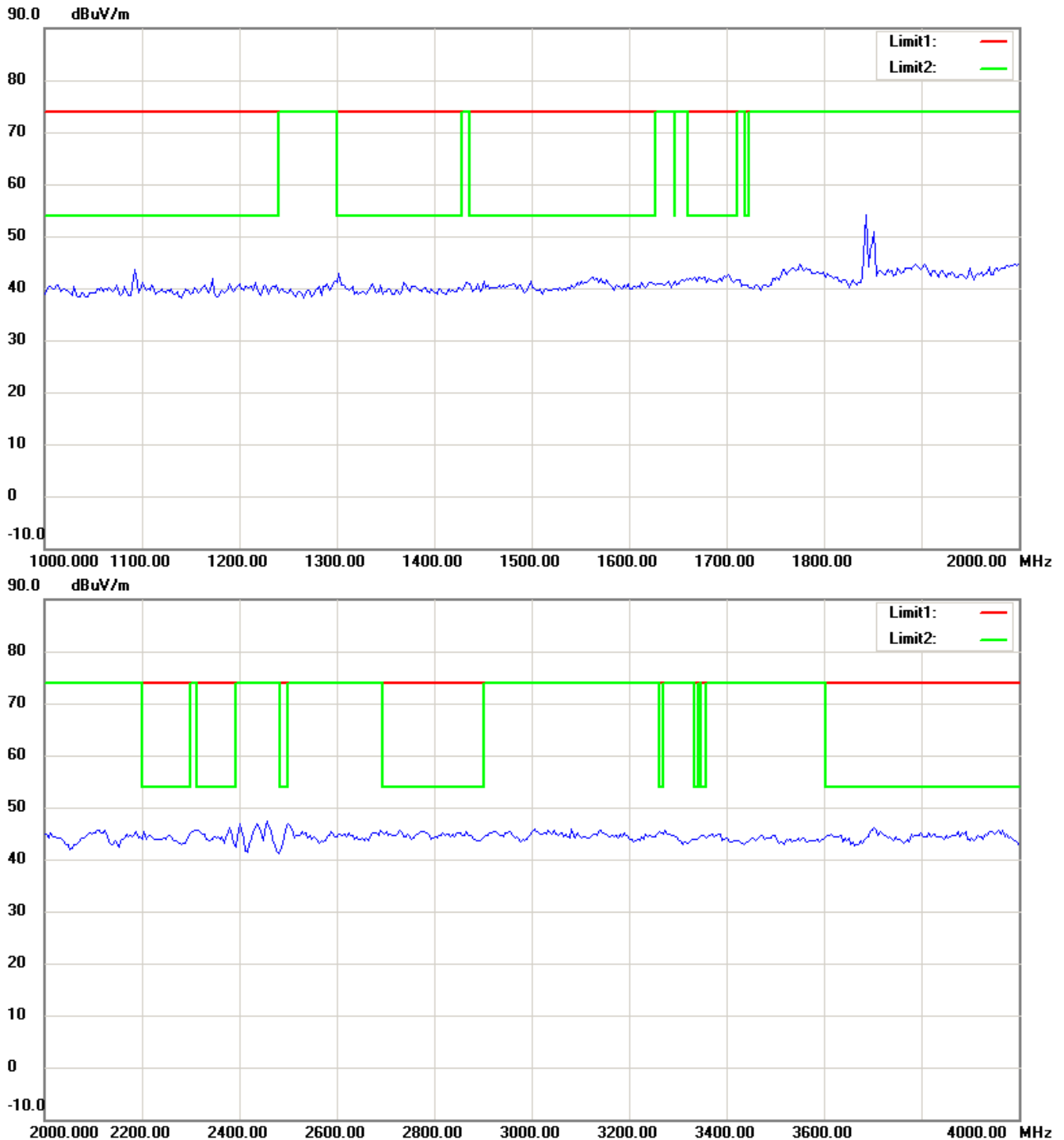
- 1 The attached measurement plots are preliminarily pre-scanned with peak detector for determining the final checking frequencies and are for reference only.
- 2 The some frequencies may exceed the limit line without the specified detectors, but that cannot present the results are failed to the specification of test standard.
- 3 For corrected test results are listed in the relevant table of radiated test data of this test report.



Worldwide Testing Services(Taiwan) Co., Ltd.

Registration number: W6D21109-11842-C-1

FCC ID: YV8-DA1101



Note:

Up Line: Peak Limit Line, Down Line: Ave Limit Line

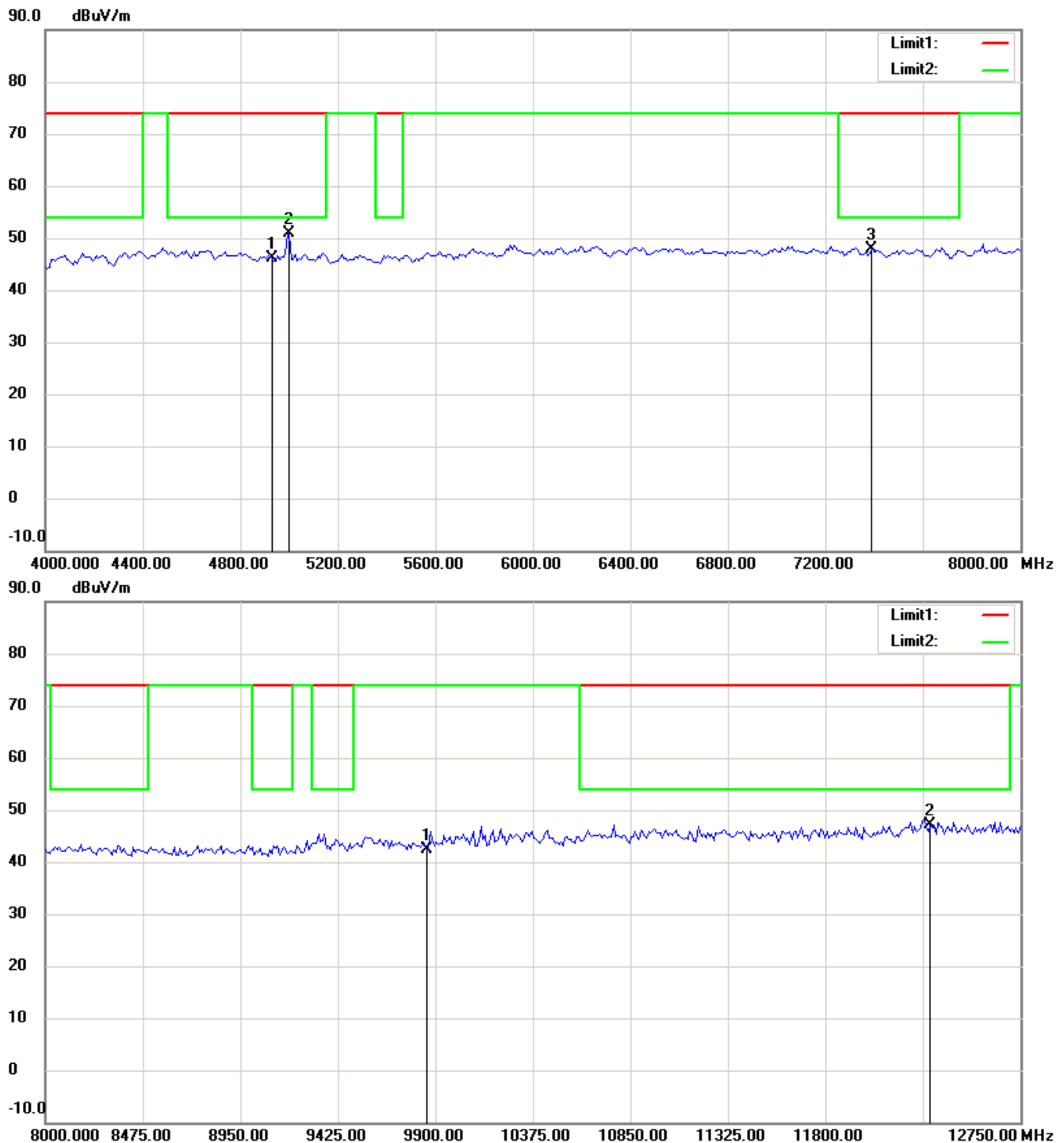
- 1 The attached measurement plots are preliminarily pre-scanned with peak detector for determining the final checking frequencies and are for reference only.
- 2 The some frequencies may exceed the limit line without the specified detectors, but that cannot present the results are failed to the specification of test standard.
- 3 For corrected test results are listed in the relevant table of radiated test data of this test report.



Worldwide Testing Services(Taiwan) Co., Ltd.

Registration number: W6D21109-11842-C-1

FCC ID: YV8-DA1101



Note:

Up Line: Peak Limit Line, Down Line: Ave Limit Line

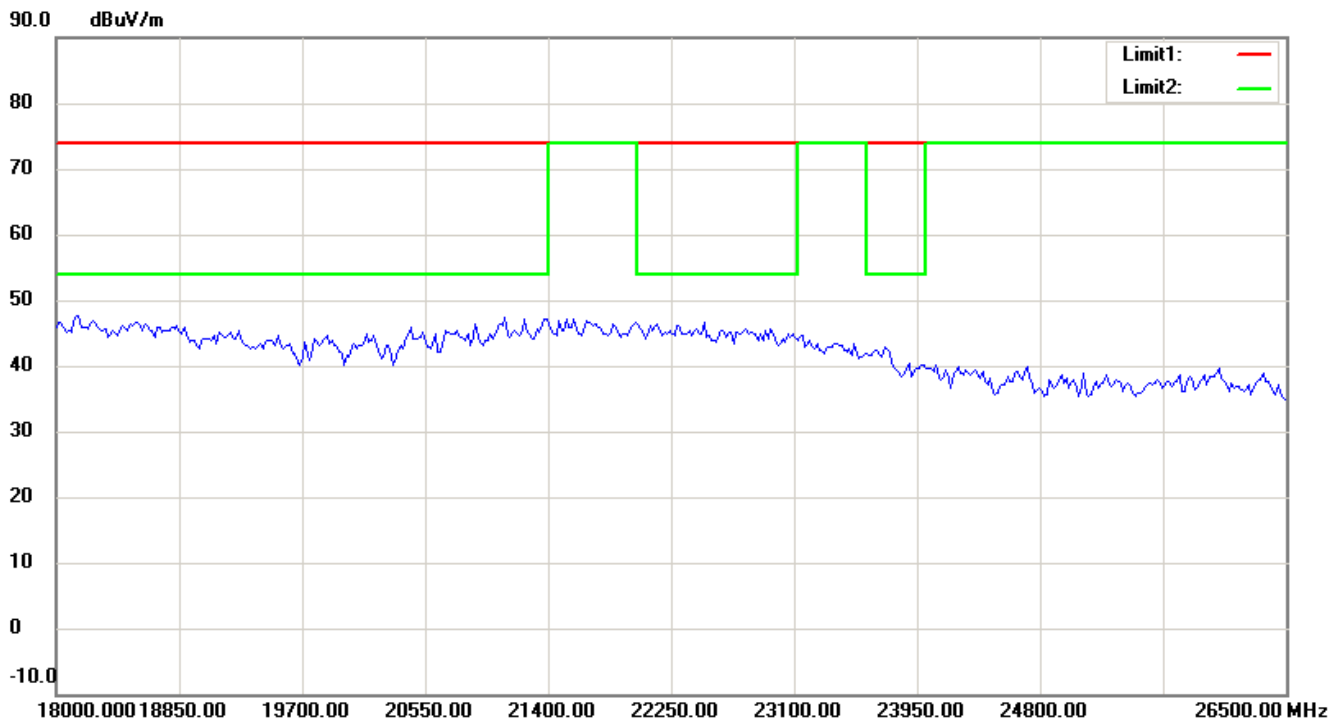
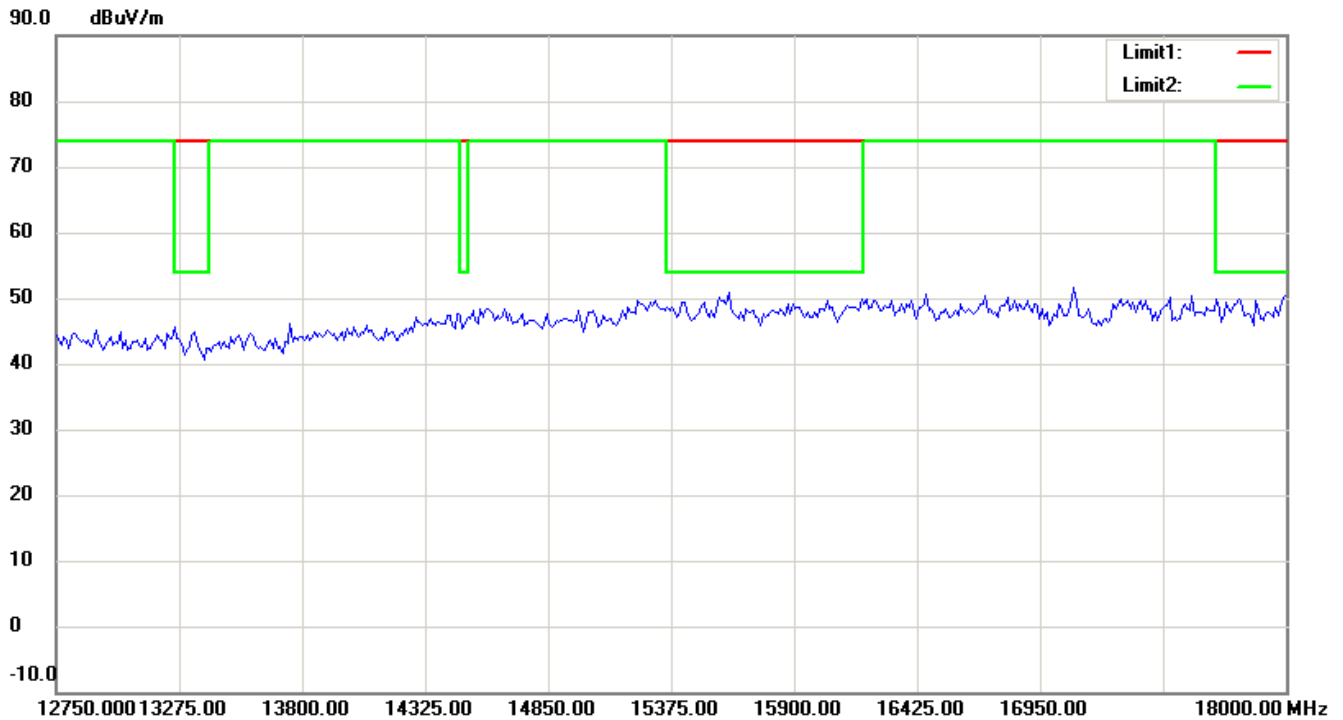
- 1 The attached measurement plots are preliminarily pre-scanned with peak detector for determining the final checking frequencies and are for reference only.
- 2 The some frequencies may exceed the limit line without the specified detectors, but that cannot present the results are failed to the specification of test standard.
- 3 For corrected test results are listed in the relevant table of radiated test data of this test report.



Worldwide Testing Services(Taiwan) Co., Ltd.

Registration number: W6D21109-11842-C-1

FCC ID: YV8-DA1101



Note:

Up Line: Peak Limit Line, Down Line: Ave Limit Line

- 1 The attached measurement plots are preliminarily pre-scanned with peak detector for determining the final checking frequencies and are for reference only.
- 2 The some frequencies may exceed the limit line without the specified detectors, but that cannot present the results are failed to the specification of test standard.
- 3 For corrected test results are listed in the relevant table of radiated test data of this test report.



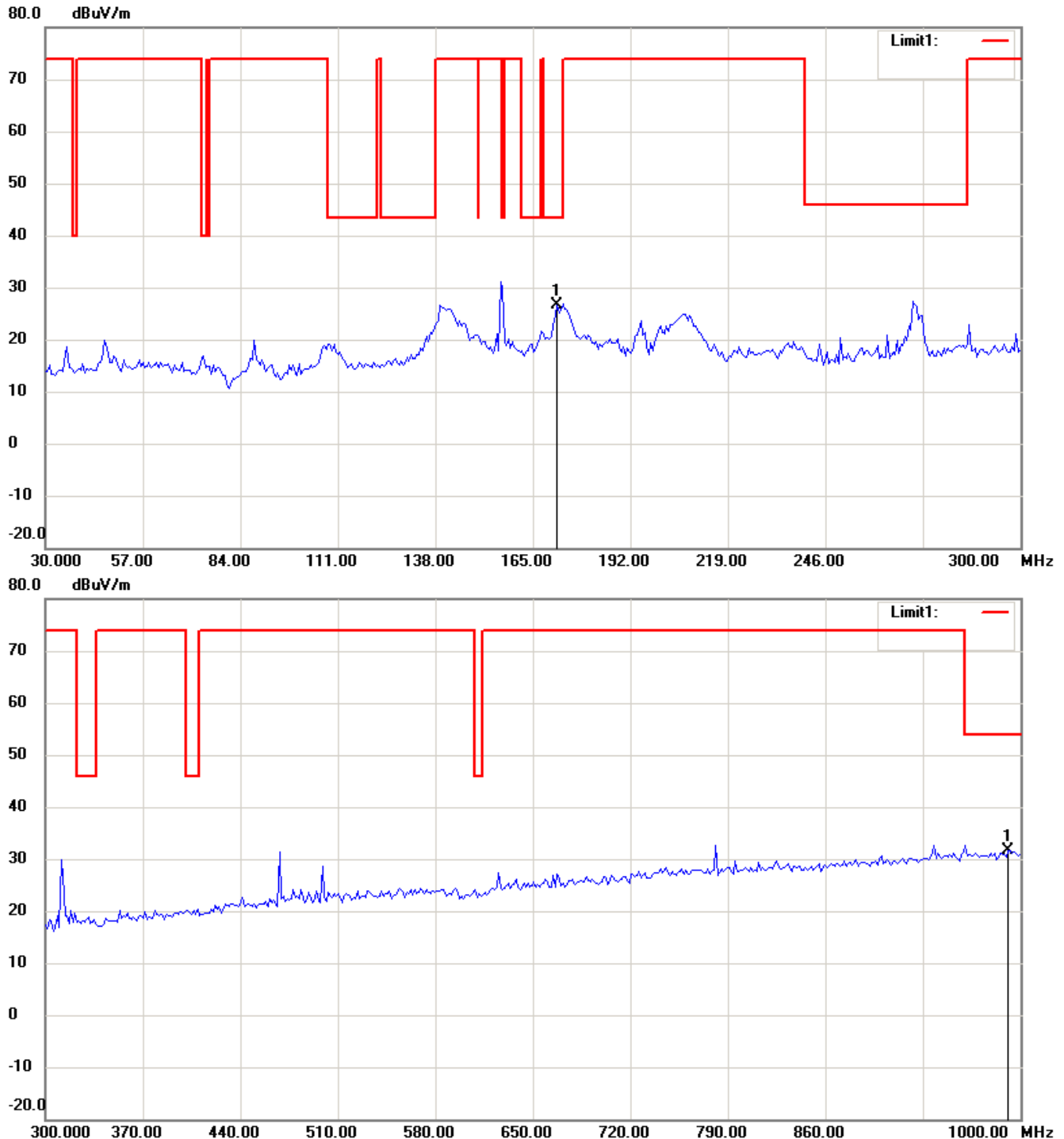
Worldwide Testing Services(Taiwan) Co., Ltd.

Registration number: W6D21109-11842-C-1

FCC ID: YV8-DA1101

802.11n 40MHz Channel 1

Antenna Polarization H



Note:

Up Line: Peak Limit Line, Down Line: Ave Limit Line

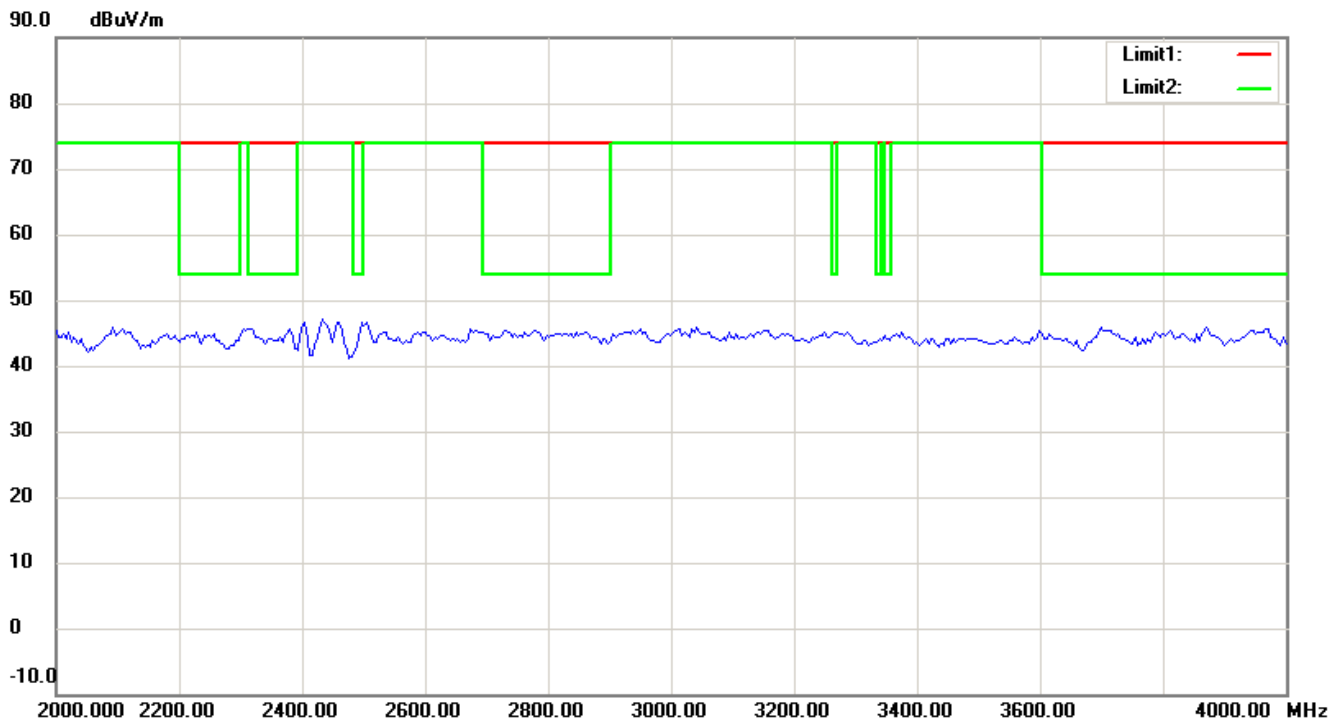
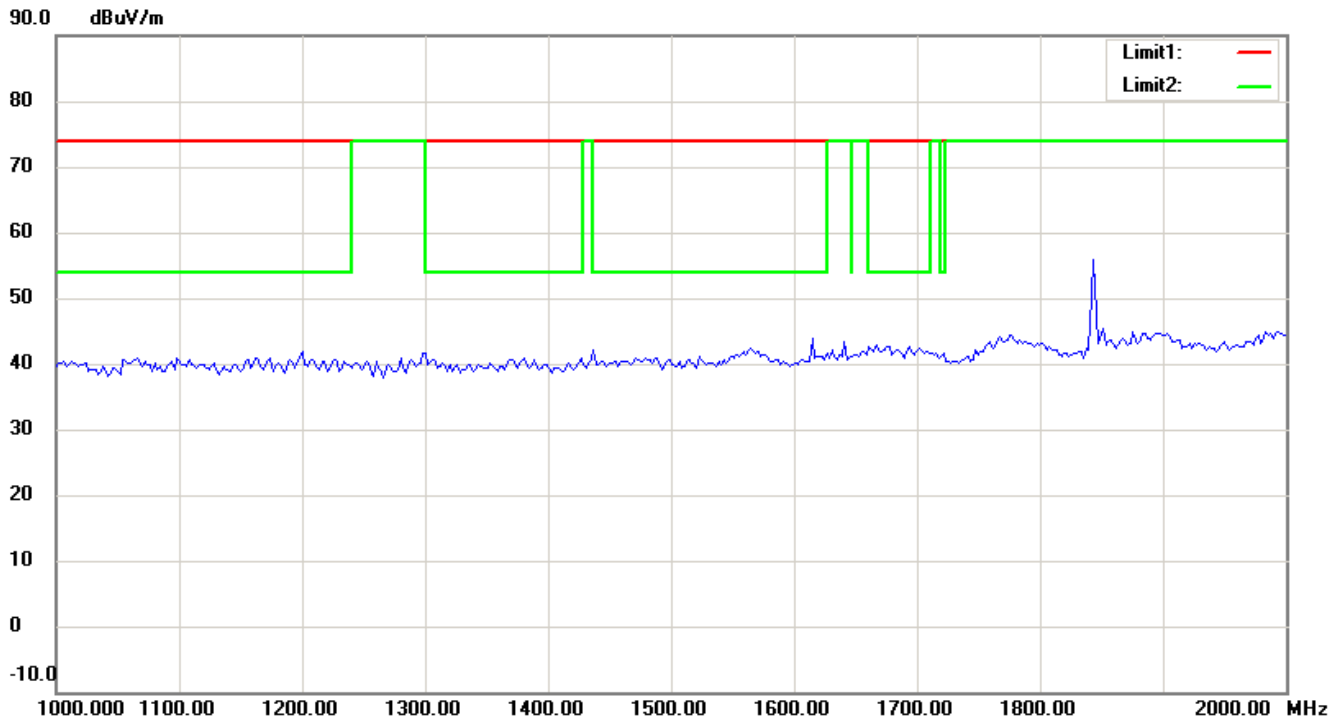
- 1 The attached measurement plots are preliminarily pre-scanned with peak detector for determining the final checking frequencies and are for reference only.
- 2 The some frequencies may exceed the limit line without the specified detectors, but that cannot present the results are failed to the specification of test standard.
- 3 For corrected test results are listed in the relevant table of radiated test data of this test report.



Worldwide Testing Services(Taiwan) Co., Ltd.

Registration number: W6D21109-11842-C-1

FCC ID: YV8-DA1101



Note:

Up Line: Peak Limit Line, Down Line: Ave Limit Line

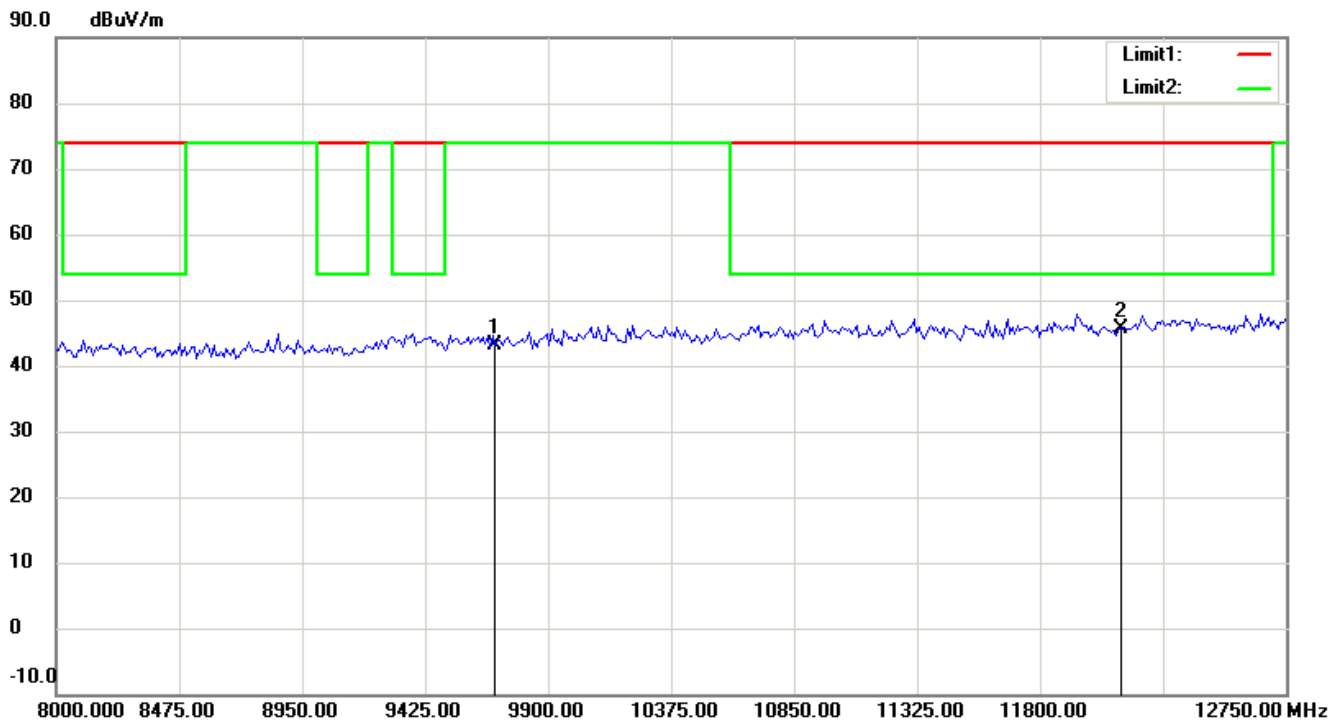
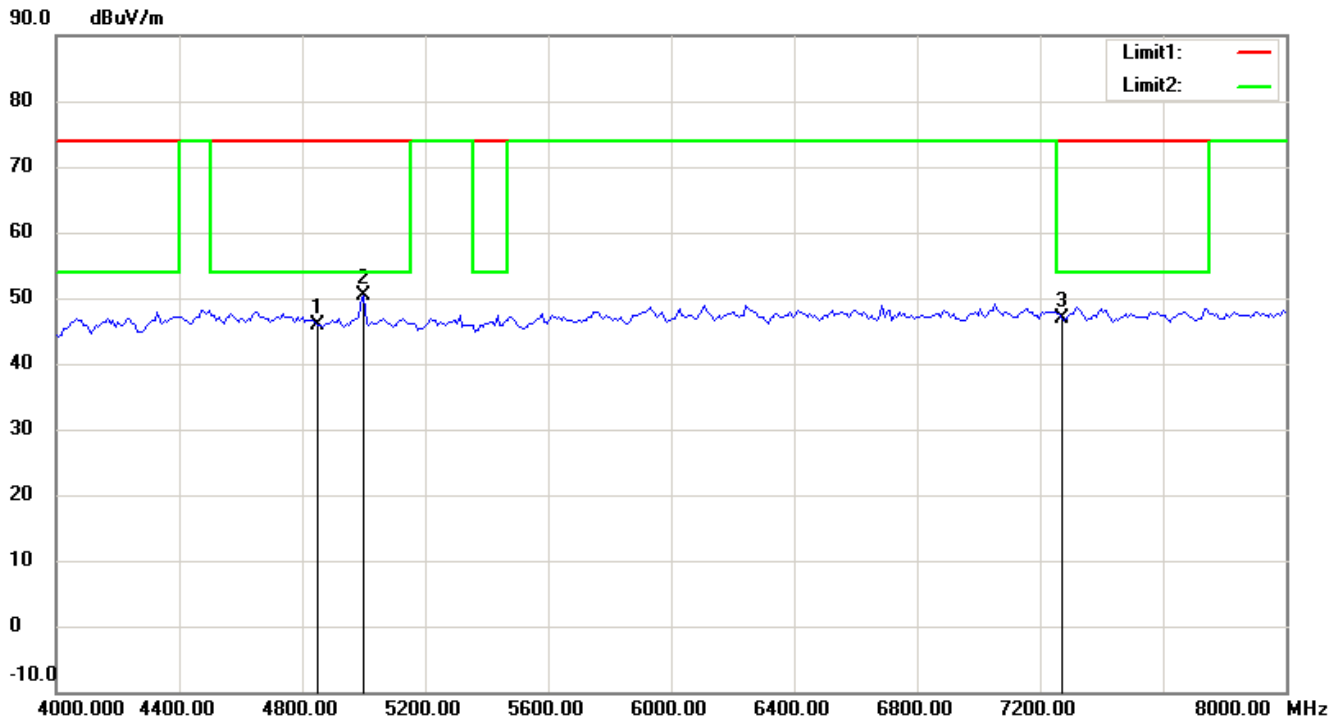
- 1 The attached measurement plots are preliminarily pre-scanned with peak detector for determining the final checking frequencies and are for reference only.
- 2 The some frequencies may exceed the limit line without the specified detectors, but that cannot present the results are failed to the specification of test standard.
- 3 For corrected test results are listed in the relevant table of radiated test data of this test report.



Worldwide Testing Services(Taiwan) Co., Ltd.

Registration number: W6D21109-11842-C-1

FCC ID: YV8-DA1101



Note:

Up Line: Peak Limit Line, Down Line: Ave Limit Line

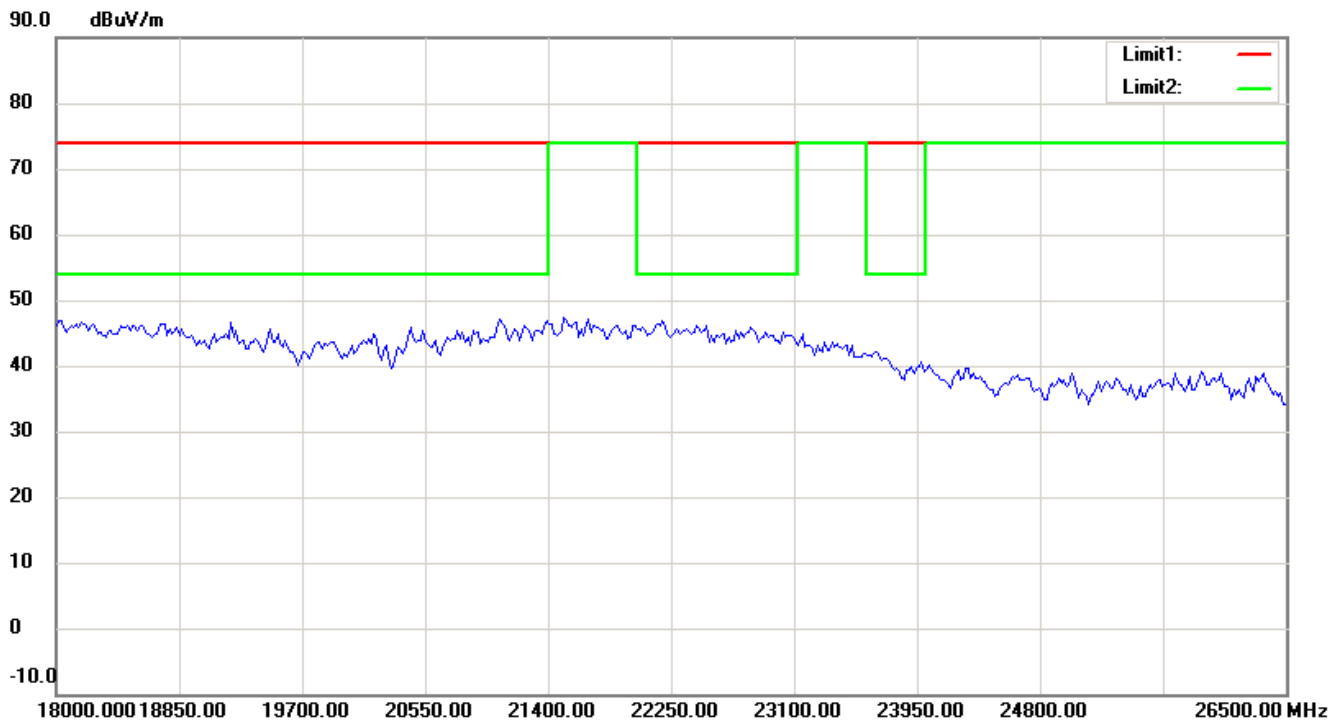
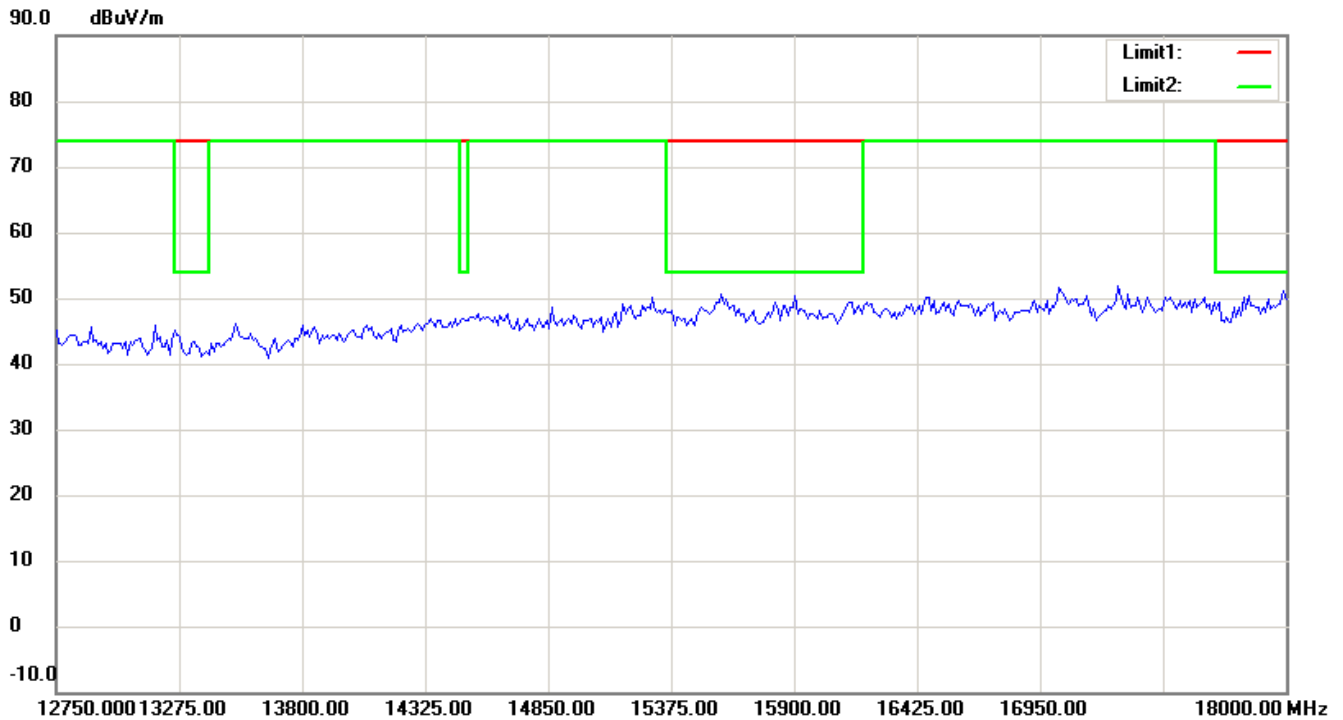
- 1 The attached measurement plots are preliminarily pre-scanned with peak detector for determining the final checking frequencies and are for reference only.
- 2 The some frequencies may exceed the limit line without the specified detectors, but that cannot present the results are failed to the specification of test standard.
- 3 For corrected test results are listed in the relevant table of radiated test data of this test report.



Worldwide Testing Services(Taiwan) Co., Ltd.

Registration number: W6D21109-11842-C-1

FCC ID: YV8-DA1101



Note:

Up Line: Peak Limit Line, Down Line: Ave Limit Line

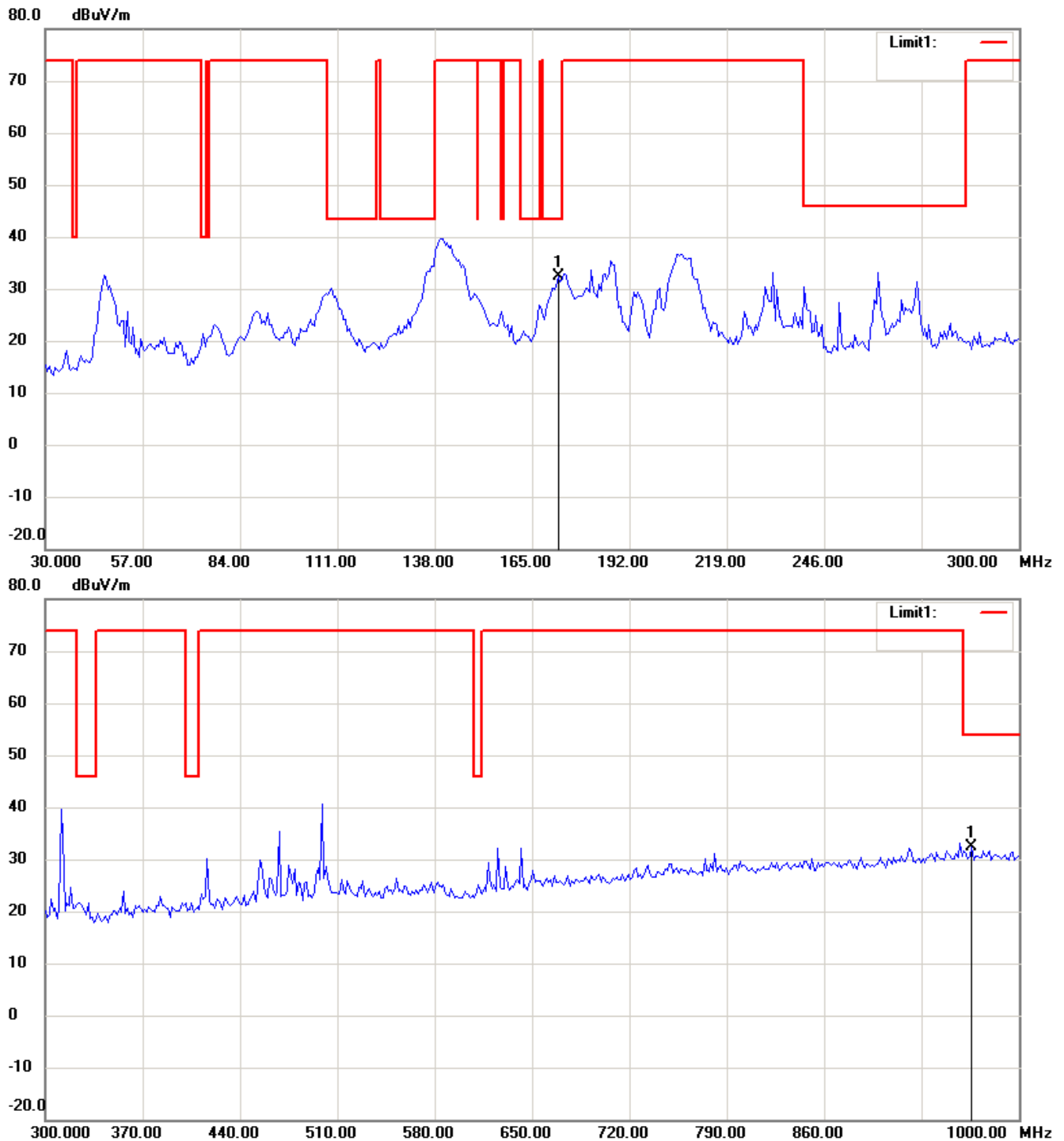
- 1 The attached measurement plots are preliminarily pre-scanned with peak detector for determining the final checking frequencies and are for reference only.
- 2 The some frequencies may exceed the limit line without the specified detectors, but that cannot present the results are failed to the specification of test standard.
- 3 For corrected test results are listed in the relevant table of radiated test data of this test report.



Registration number: W6D21109-11842-C-1

FCC ID: YV8-DA1101

Antenna Polarization V



Note:

Up Line: Peak Limit Line, Down Line: Ave Limit Line

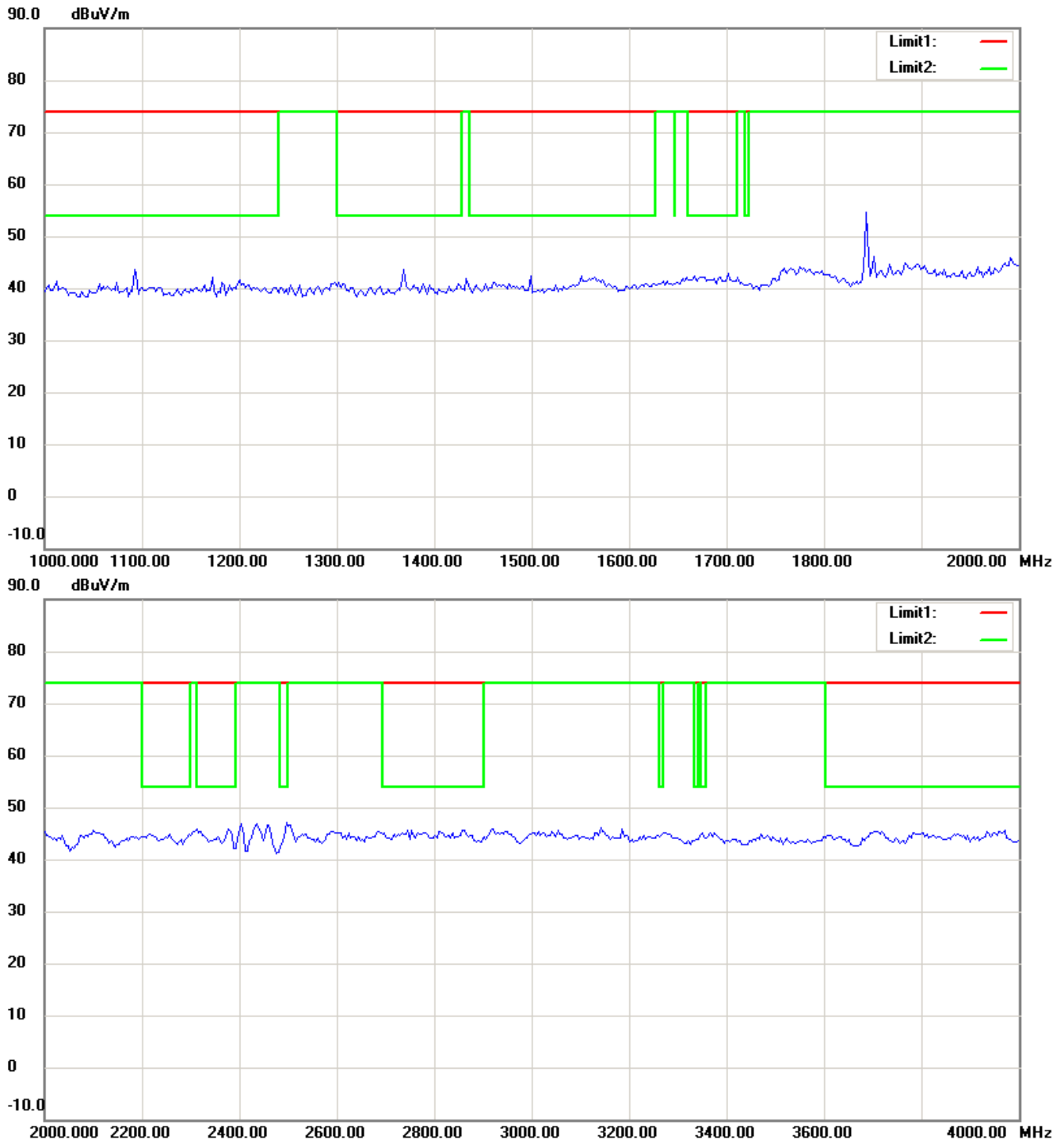
- 1 The attached measurement plots are preliminarily pre-scanned with peak detector for determining the final checking frequencies and are for reference only.
- 2 The some frequencies may exceed the limit line without the specified detectors, but that cannot present the results are failed to the specification of test standard.
- 3 For corrected test results are listed in the relevant table of radiated test data of this test report.



Worldwide Testing Services(Taiwan) Co., Ltd.

Registration number: W6D21109-11842-C-1

FCC ID: YV8-DA1101



Note:

Up Line: Peak Limit Line, Down Line: Ave Limit Line

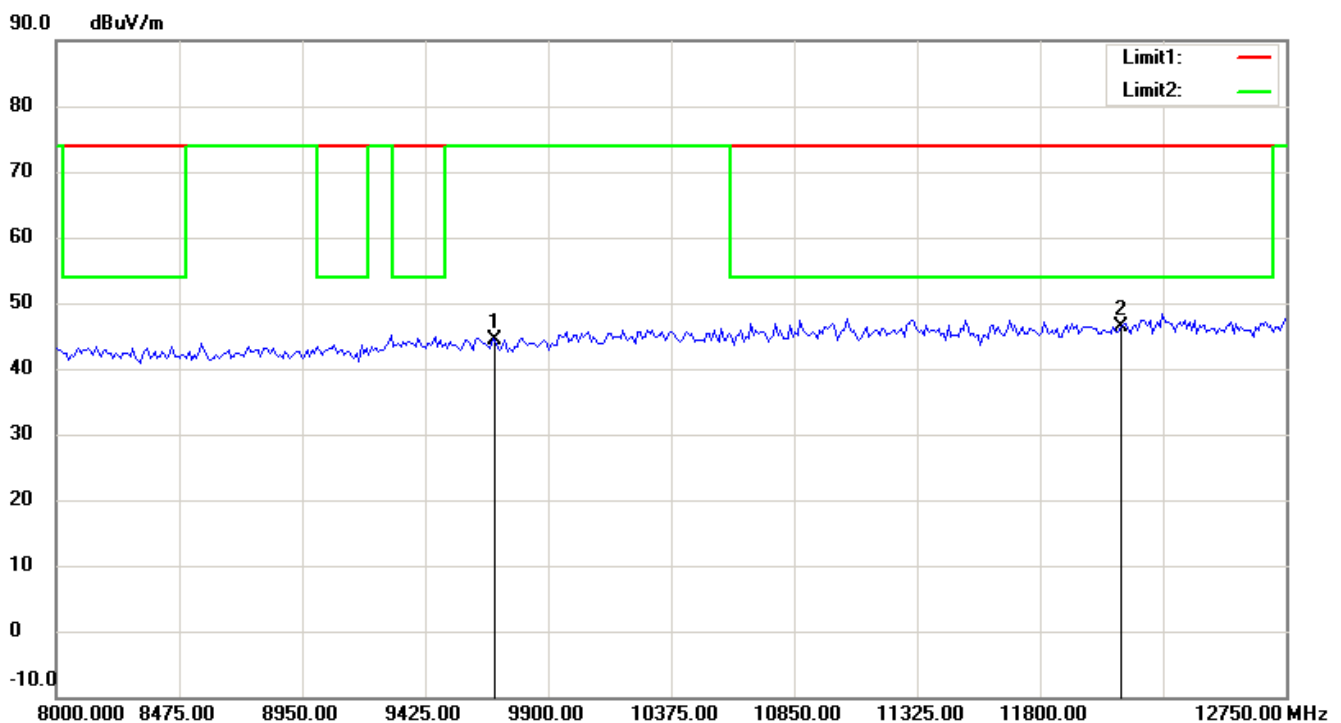
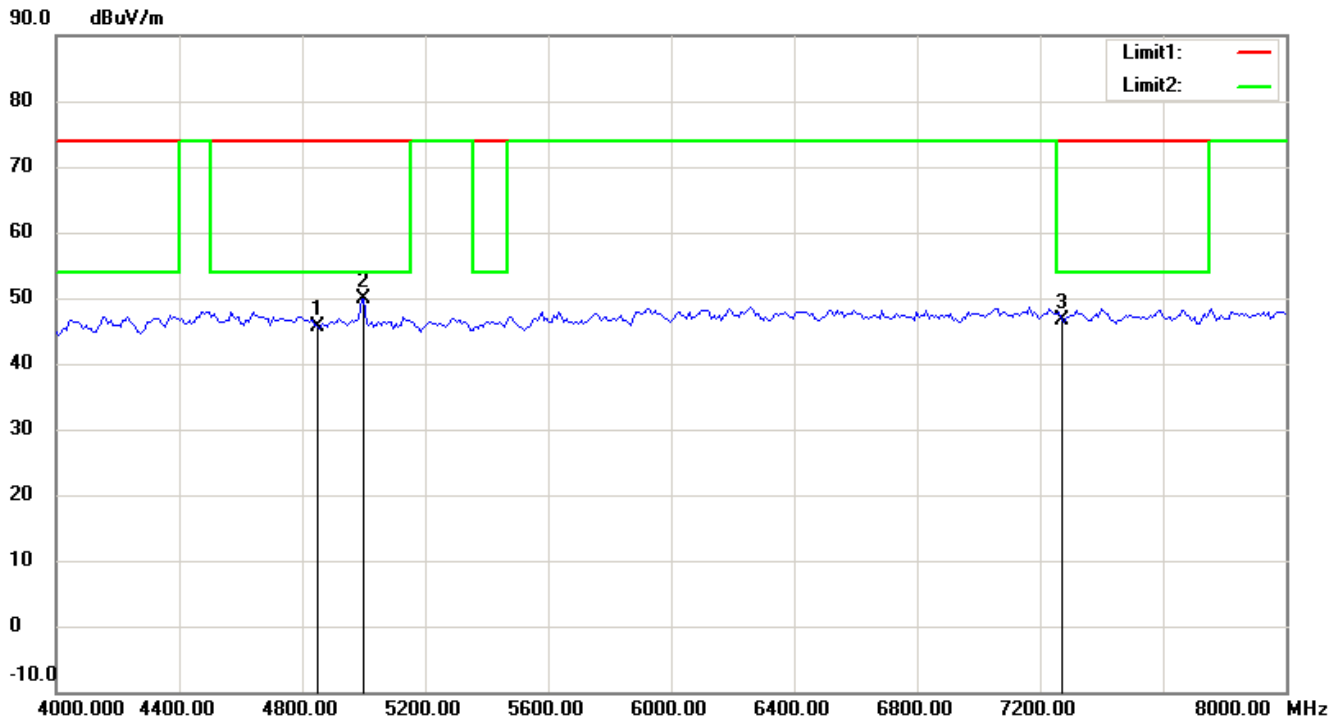
- 1 The attached measurement plots are preliminarily pre-scanned with peak detector for determining the final checking frequencies and are for reference only.
- 2 The some frequencies may exceed the limit line without the specified detectors, but that cannot present the results are failed to the specification of test standard.
- 3 For corrected test results are listed in the relevant table of radiated test data of this test report.



Worldwide Testing Services(Taiwan) Co., Ltd.

Registration number: W6D21109-11842-C-1

FCC ID: YV8-DA1101



Note:

Up Line: Peak Limit Line, Down Line: Ave Limit Line

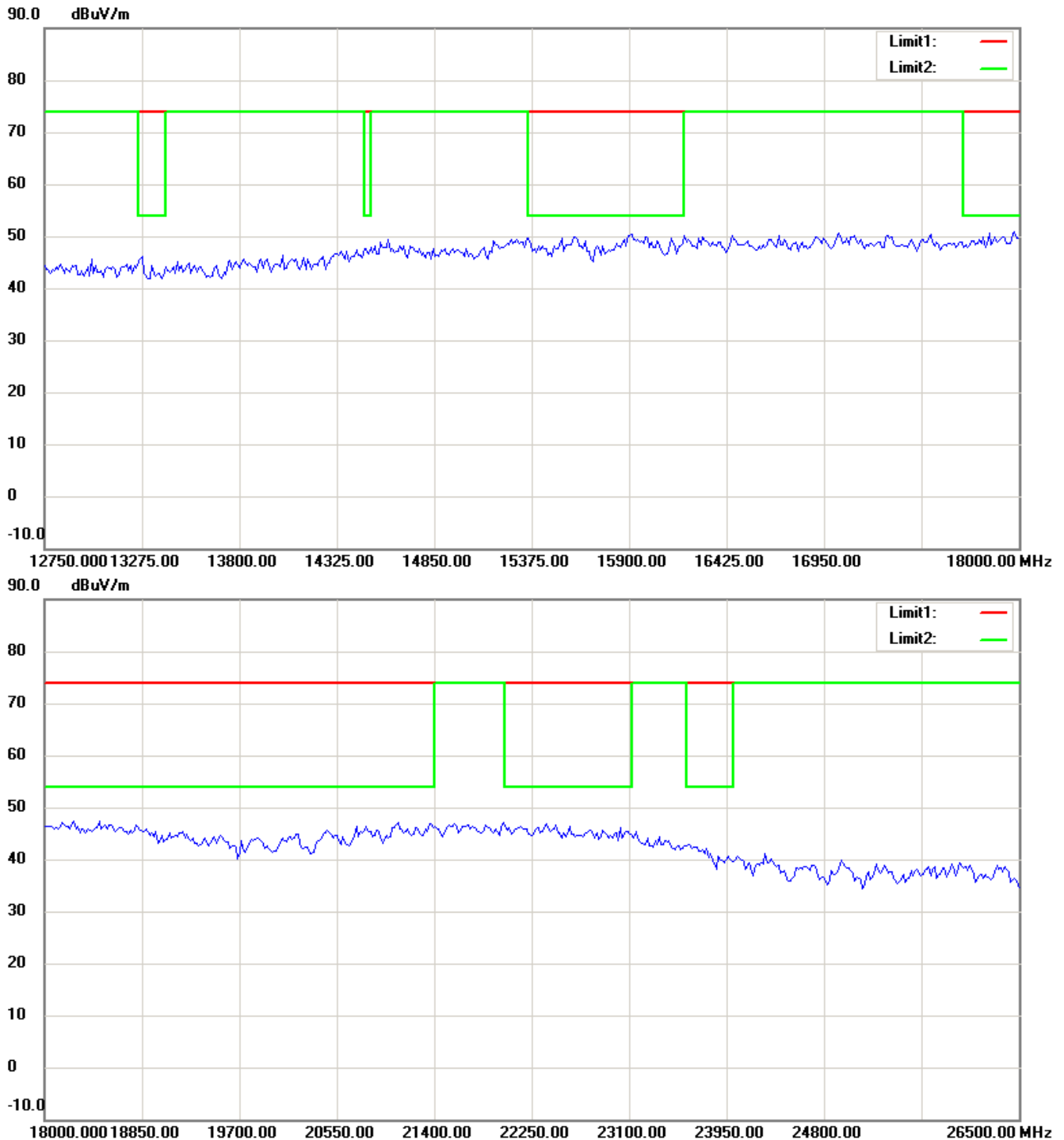
- 1 The attached measurement plots are preliminarily pre-scanned with peak detector for determining the final checking frequencies and are for reference only.
- 2 The some frequencies may exceed the limit line without the specified detectors, but that cannot present the results are failed to the specification of test standard.
- 3 For corrected test results are listed in the relevant table of radiated test data of this test report.



Worldwide Testing Services(Taiwan) Co., Ltd.

Registration number: W6D21109-11842-C-1

FCC ID: YV8-DA1101



Note:

Up Line: Peak Limit Line, Down Line: Ave Limit Line

- 1 The attached measurement plots are preliminarily pre-scanned with peak detector for determining the final checking frequencies and are for reference only.
- 2 The some frequencies may exceed the limit line without the specified detectors, but that cannot present the results are failed to the specification of test standard.
- 3 For corrected test results are listed in the relevant table of radiated test data of this test report.



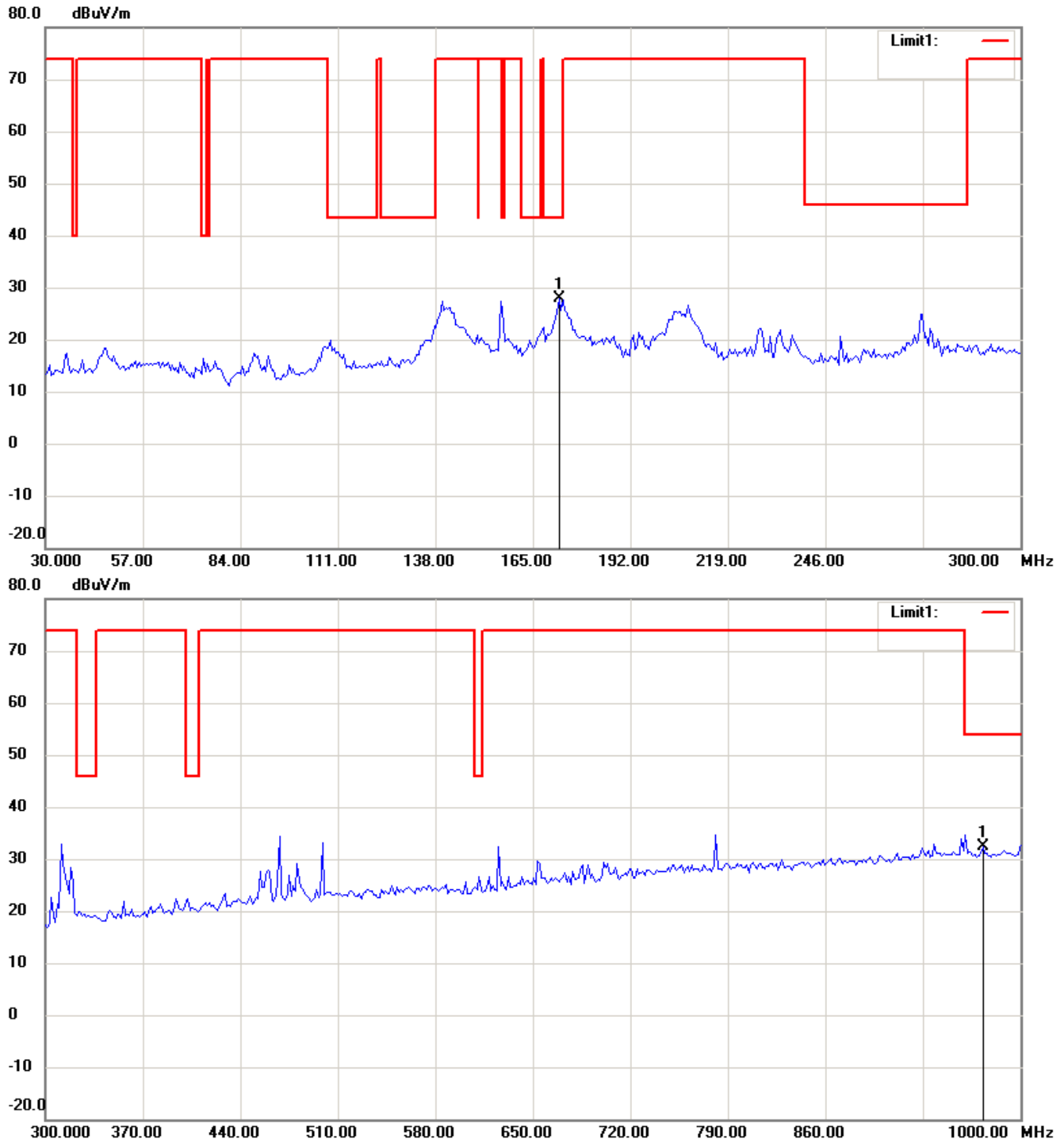
Worldwide Testing Services(Taiwan) Co., Ltd.

Registration number: W6D21109-11842-C-1

FCC ID: YV8-DA1101

802.11n 40MHz Channel 4

Antenna Polarization H



Note:

Up Line: Peak Limit Line, Down Line: Ave Limit Line

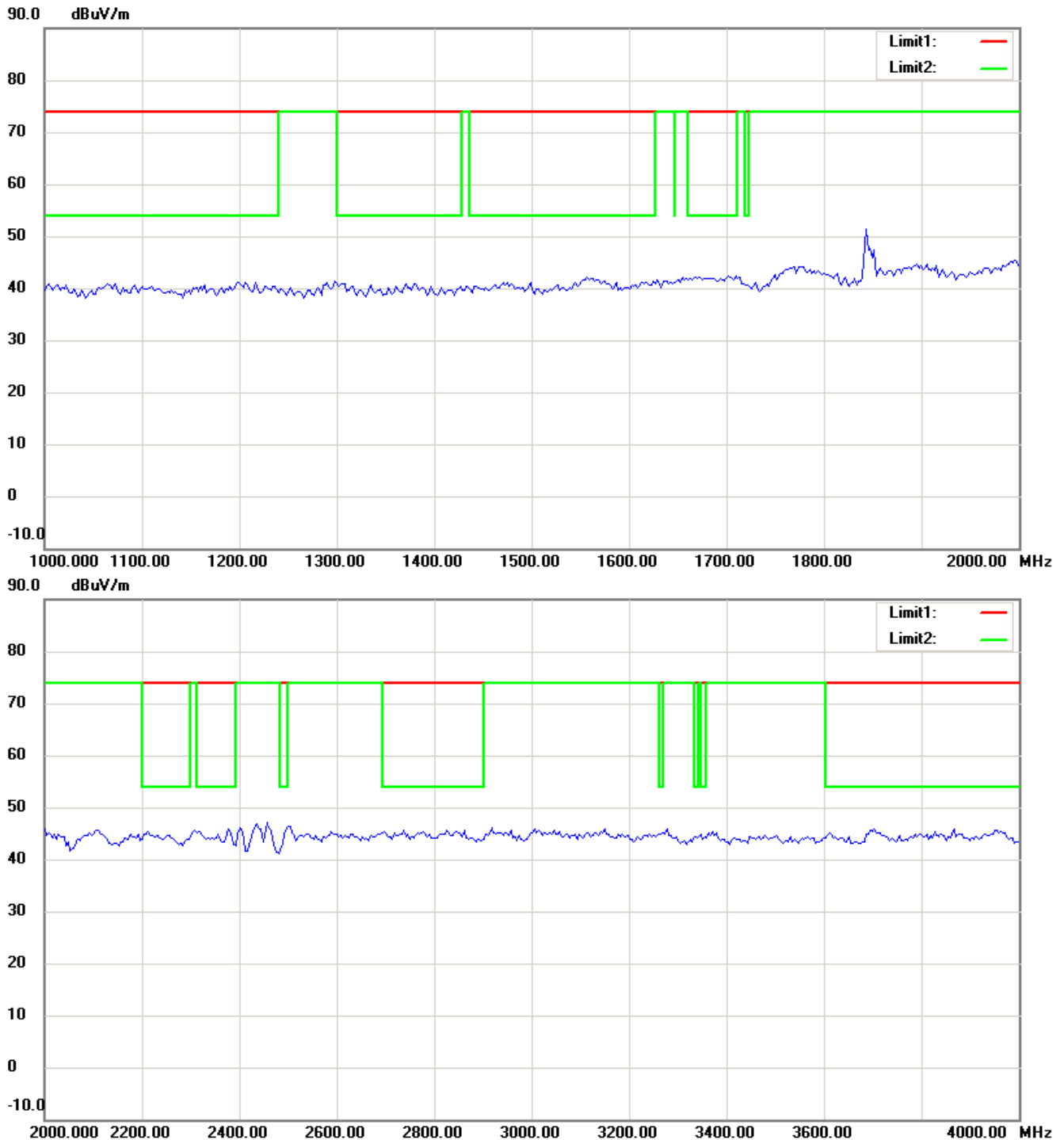
- 1 The attached measurement plots are preliminarily pre-scanned with peak detector for determining the final checking frequencies and are for reference only.
- 2 The some frequencies may exceed the limit line without the specified detectors, but that cannot present the results are failed to the specification of test standard.
- 3 For corrected test results are listed in the relevant table of radiated test data of this test report.



Worldwide Testing Services(Taiwan) Co., Ltd.

Registration number: W6D21109-11842-C-1

FCC ID: YV8-DA1101



Note:

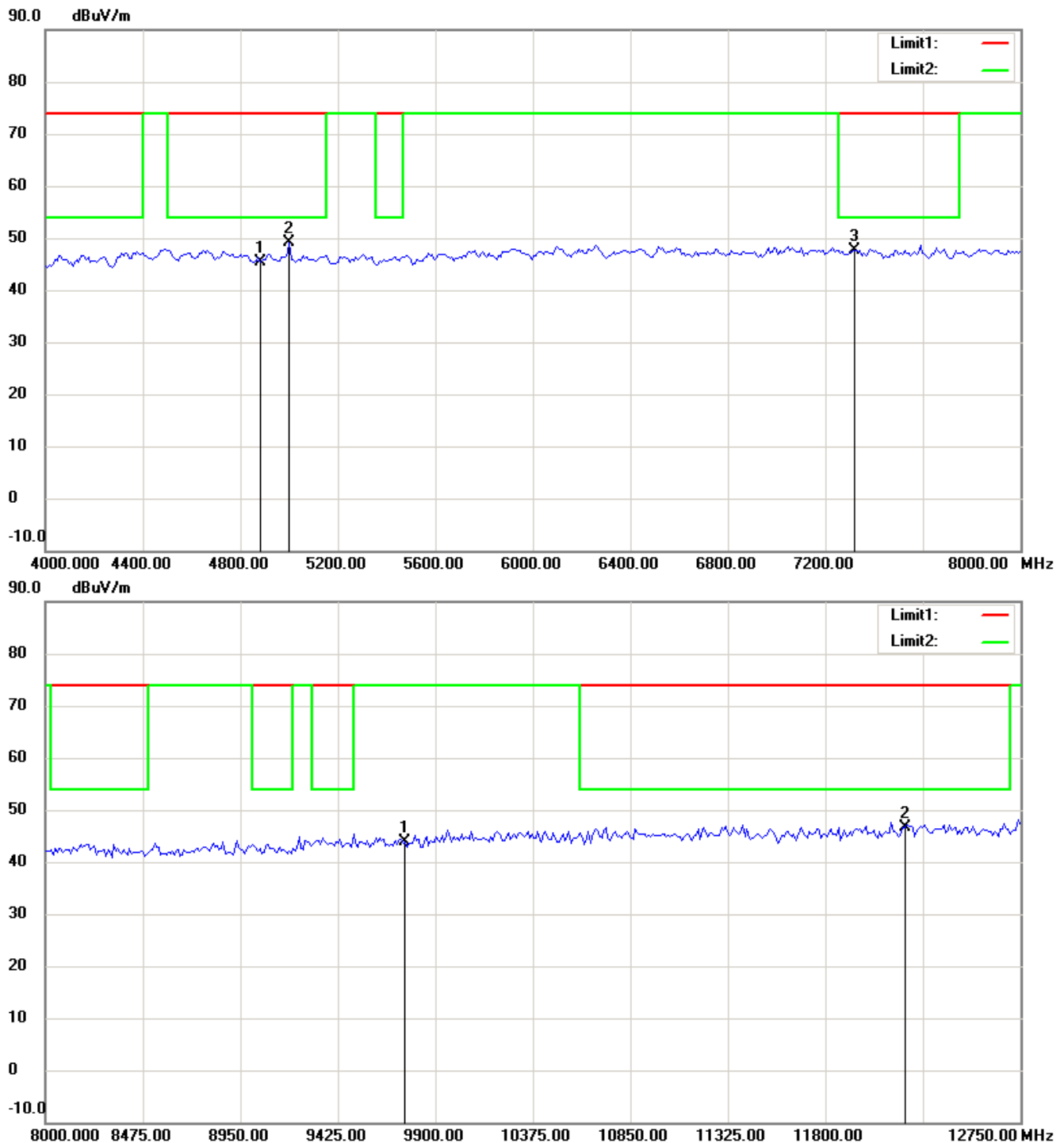
Up Line: Peak Limit Line, Down Line: Ave Limit Line

- 1 The attached measurement plots are preliminarily pre-scanned with peak detector for determining the final checking frequencies and are for reference only.
- 2 The some frequencies may exceed the limit line without the specified detectors, but that cannot present the results are failed to the specification of test standard.
- 3 For corrected test results are listed in the relevant table of radiated test data of this test report.



Registration number: W6D21109-11842-C-1

FCC ID: YV8-DA1101



Note:

Up Line: Peak Limit Line, Down Line: Ave Limit Line

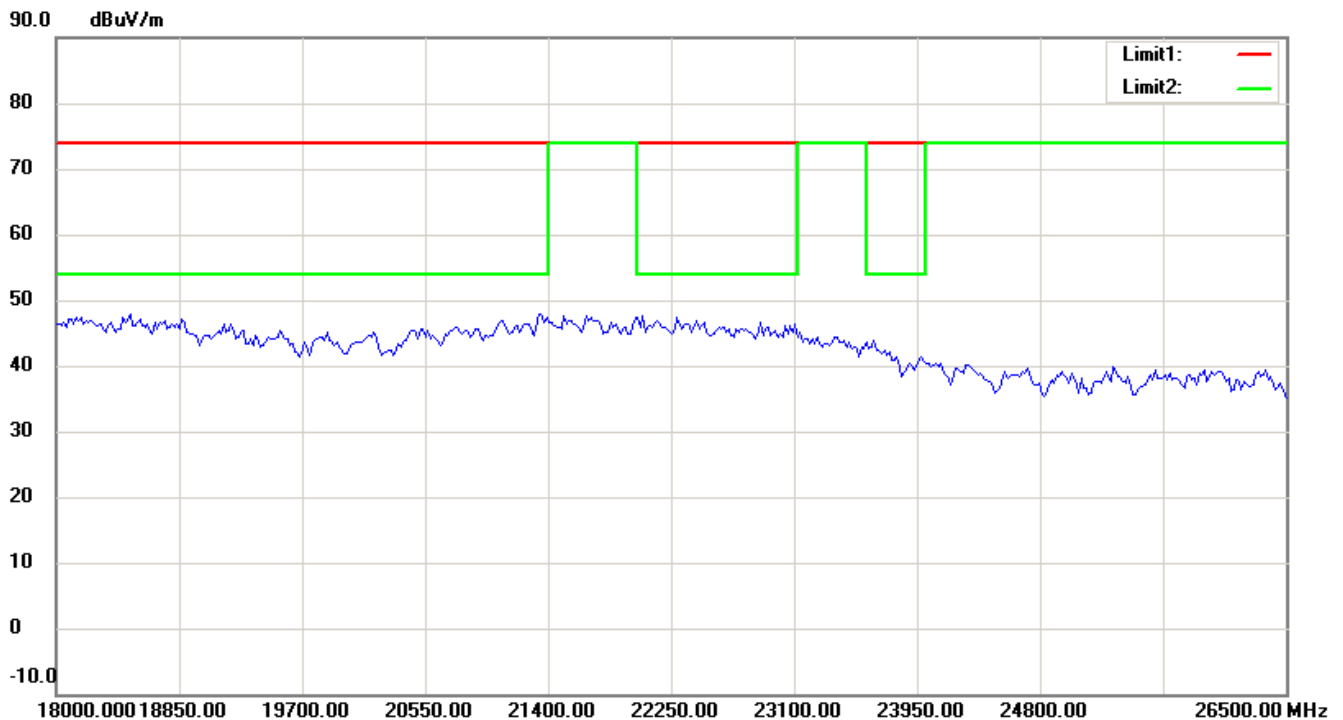
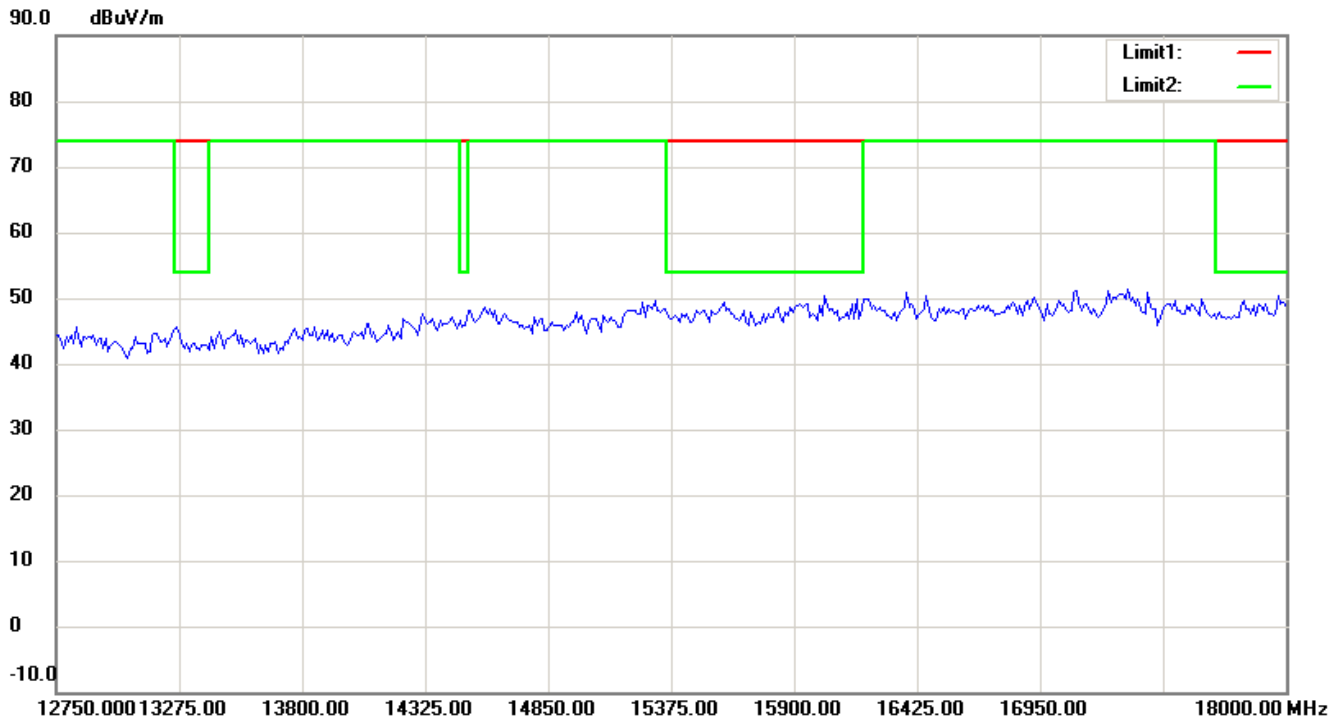
- 1 The attached measurement plots are preliminarily pre-scanned with peak detector for determining the final checking frequencies and are for reference only.
- 2 The some frequencies may exceed the limit line without the specified detectors, but that cannot present the results are failed to the specification of test standard.
- 3 For corrected test results are listed in the relevant table of radiated test data of this test report.



Worldwide Testing Services(Taiwan) Co., Ltd.

Registration number: W6D21109-11842-C-1

FCC ID: YV8-DA1101



Note:

Up Line: Peak Limit Line, Down Line: Ave Limit Line

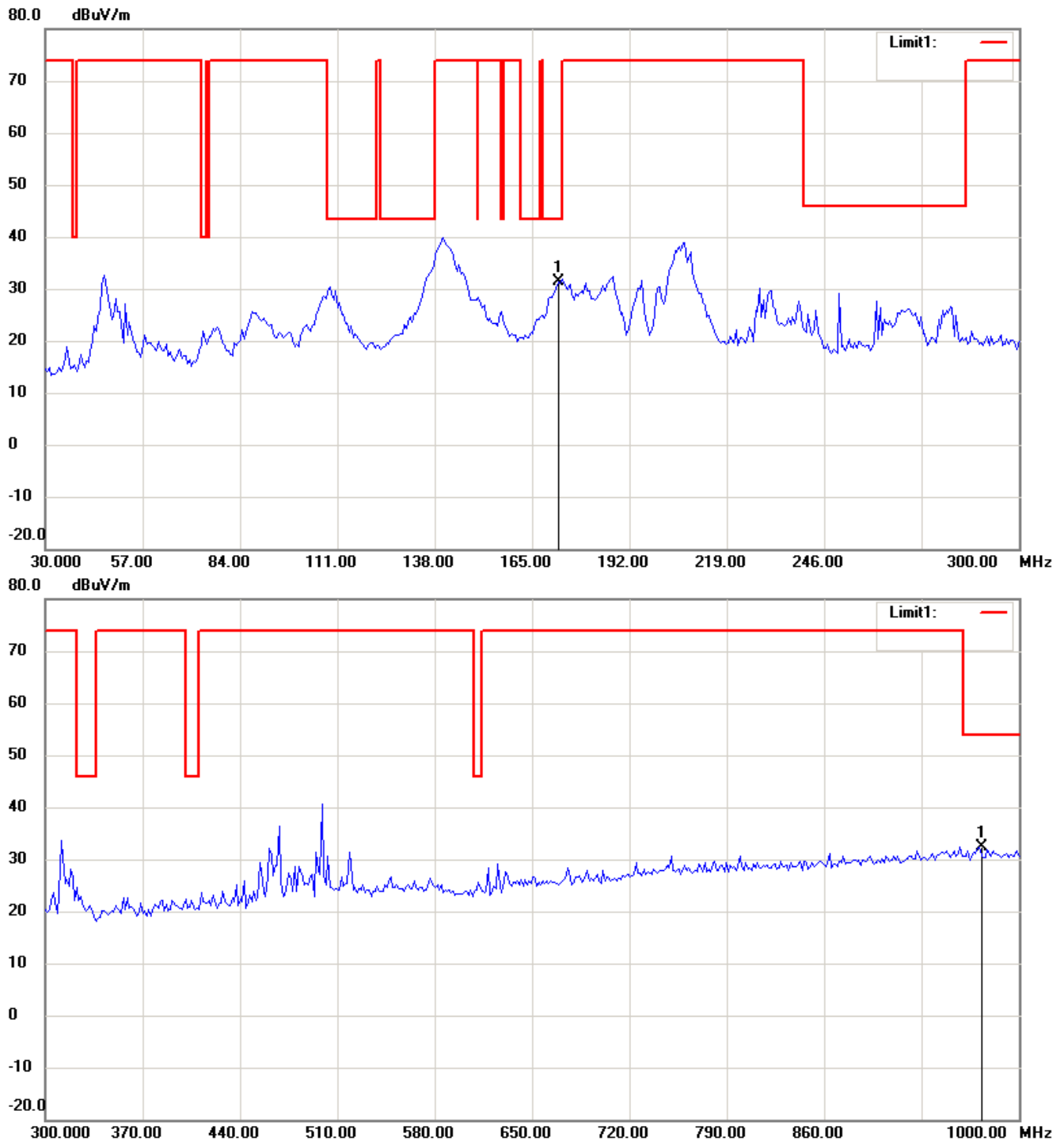
- 1 The attached measurement plots are preliminarily pre-scanned with peak detector for determining the final checking frequencies and are for reference only.
- 2 The some frequencies may exceed the limit line without the specified detectors, but that cannot present the results are failed to the specification of test standard.
- 3 For corrected test results are listed in the relevant table of radiated test data of this test report.



Registration number: W6D21109-11842-C-1

FCC ID: YV8-DA1101

Antenna Polarization V



Note:

Up Line: Peak Limit Line, Down Line: Ave Limit Line

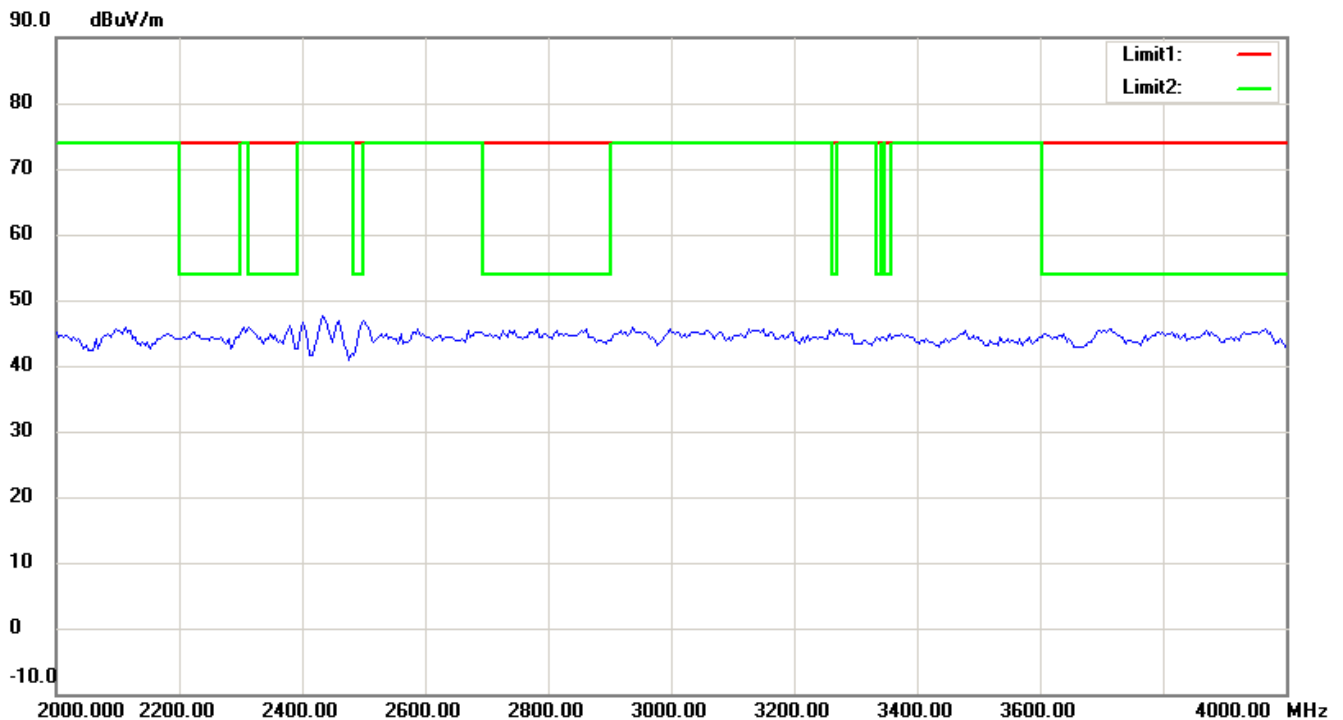
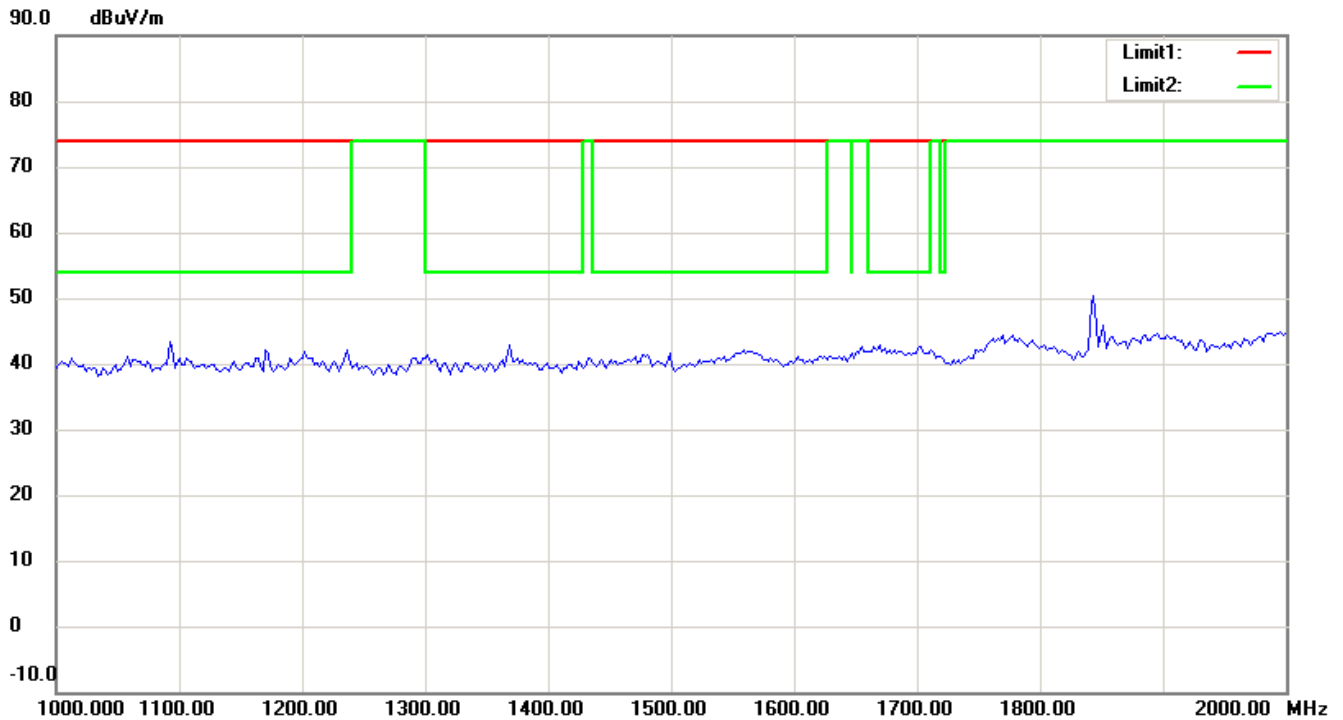
- 1 The attached measurement plots are preliminarily pre-scanned with peak detector for determining the final checking frequencies and are for reference only.
- 2 The some frequencies may exceed the limit line without the specified detectors, but that cannot present the results are failed to the specification of test standard.
- 3 For corrected test results are listed in the relevant table of radiated test data of this test report.



Worldwide Testing Services(Taiwan) Co., Ltd.

Registration number: W6D21109-11842-C-1

FCC ID: YV8-DA1101



Note:

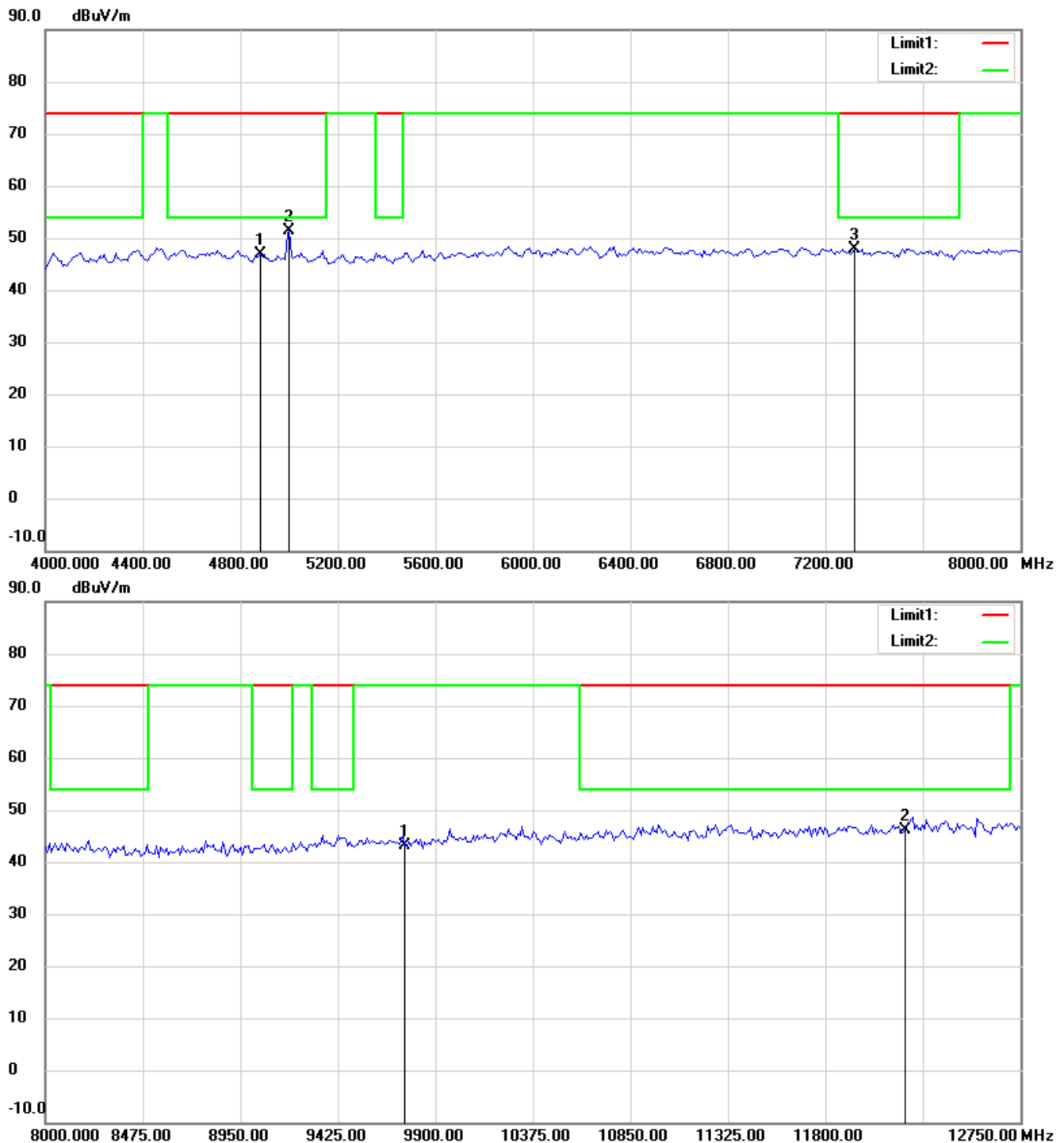
Up Line: Peak Limit Line, Down Line: Ave Limit Line

- 1 The attached measurement plots are preliminarily pre-scanned with peak detector for determining the final checking frequencies and are for reference only.
- 2 The some frequencies may exceed the limit line without the specified detectors, but that cannot present the results are failed to the specification of test standard.
- 3 For corrected test results are listed in the relevant table of radiated test data of this test report.



Registration number: W6D21109-11842-C-1

FCC ID: YV8-DA1101



Note:

Up Line: Peak Limit Line, Down Line: Ave Limit Line

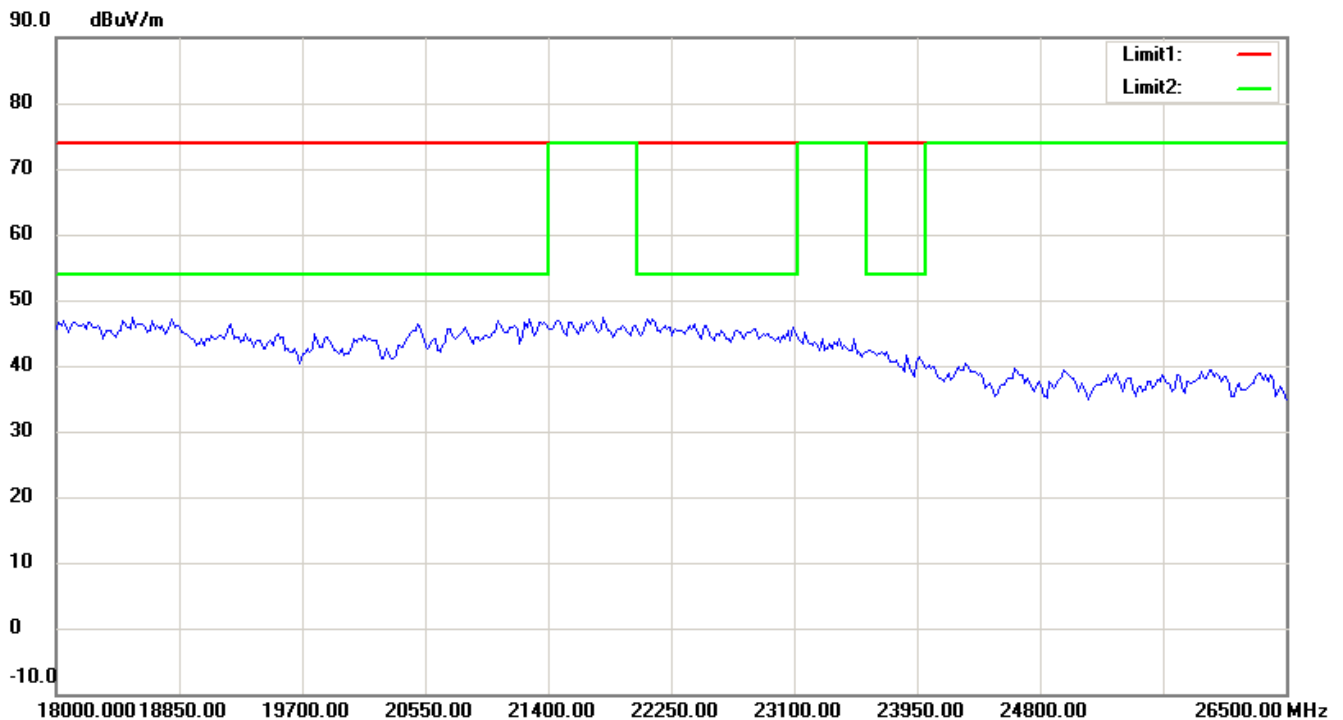
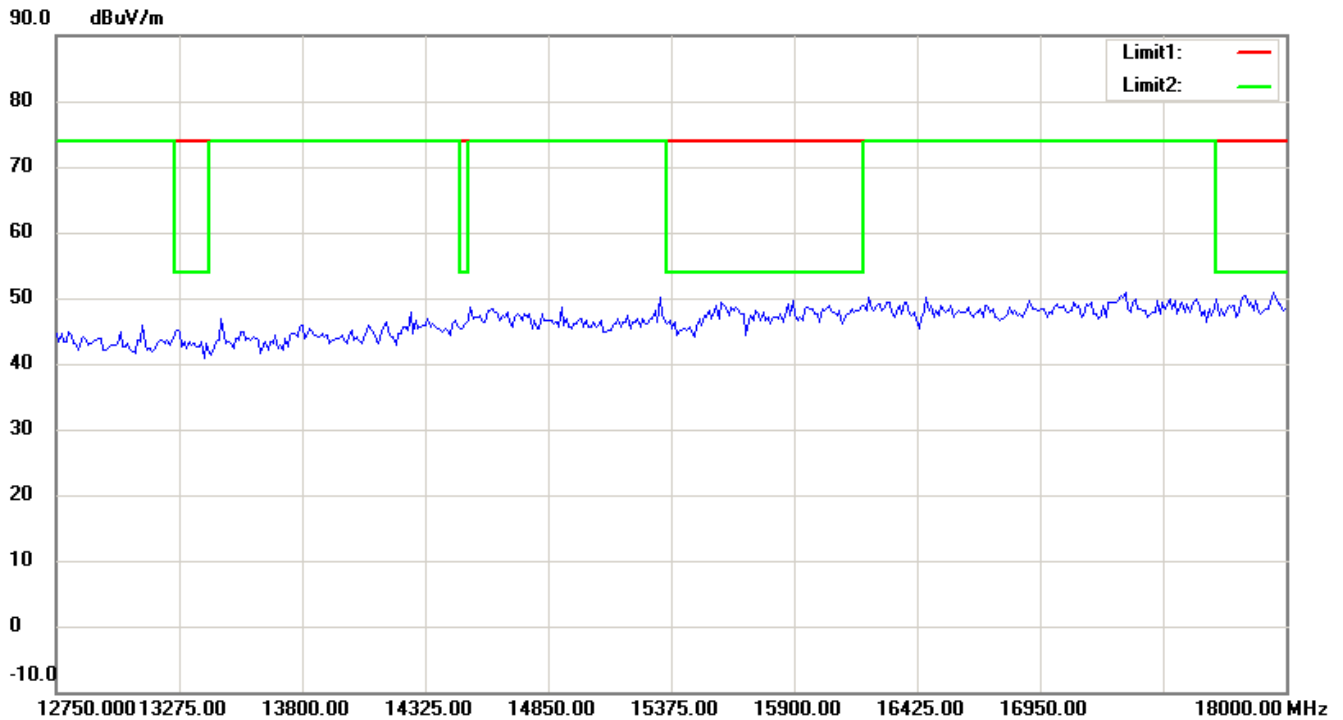
- 1 The attached measurement plots are preliminarily pre-scanned with peak detector for determining the final checking frequencies and are for reference only.
- 2 The some frequencies may exceed the limit line without the specified detectors, but that cannot present the results are failed to the specification of test standard.
- 3 For corrected test results are listed in the relevant table of radiated test data of this test report.



Worldwide Testing Services(Taiwan) Co., Ltd.

Registration number: W6D21109-11842-C-1

FCC ID: YV8-DA1101



Note:

Up Line: Peak Limit Line, Down Line: Ave Limit Line

- 1 The attached measurement plots are preliminarily pre-scanned with peak detector for determining the final checking frequencies and are for reference only.
- 2 The some frequencies may exceed the limit line without the specified detectors, but that cannot present the results are failed to the specification of test standard.
- 3 For corrected test results are listed in the relevant table of radiated test data of this test report.



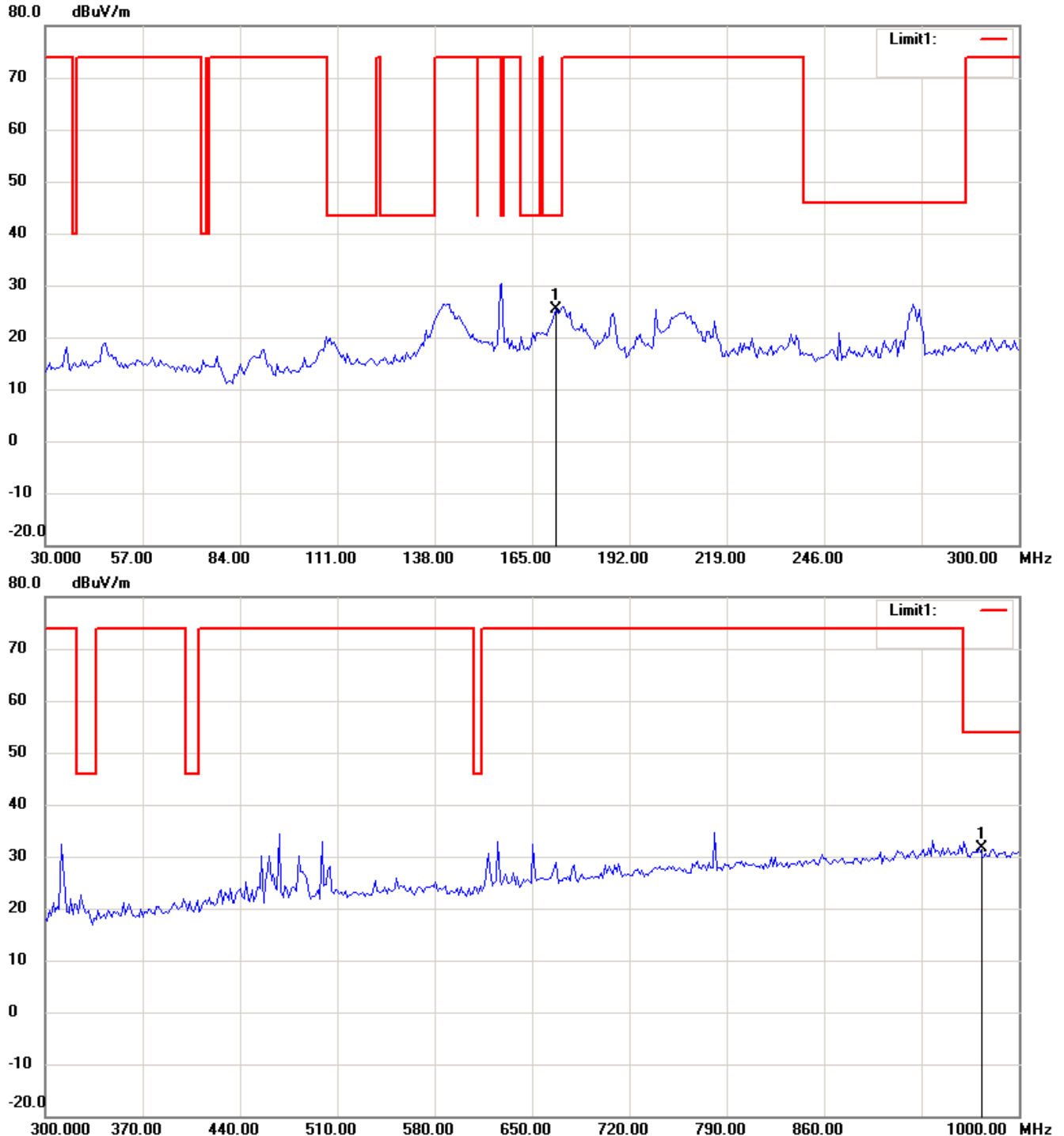
Worldwide Testing Services(Taiwan) Co., Ltd.

Registration number: W6D21109-11842-C-1

FCC ID: YV8-DA1101

802.11n 40MHz Channel 7

Antenna Polarization H



Note:

Up Line: Peak Limit Line, Down Line: Ave Limit Line

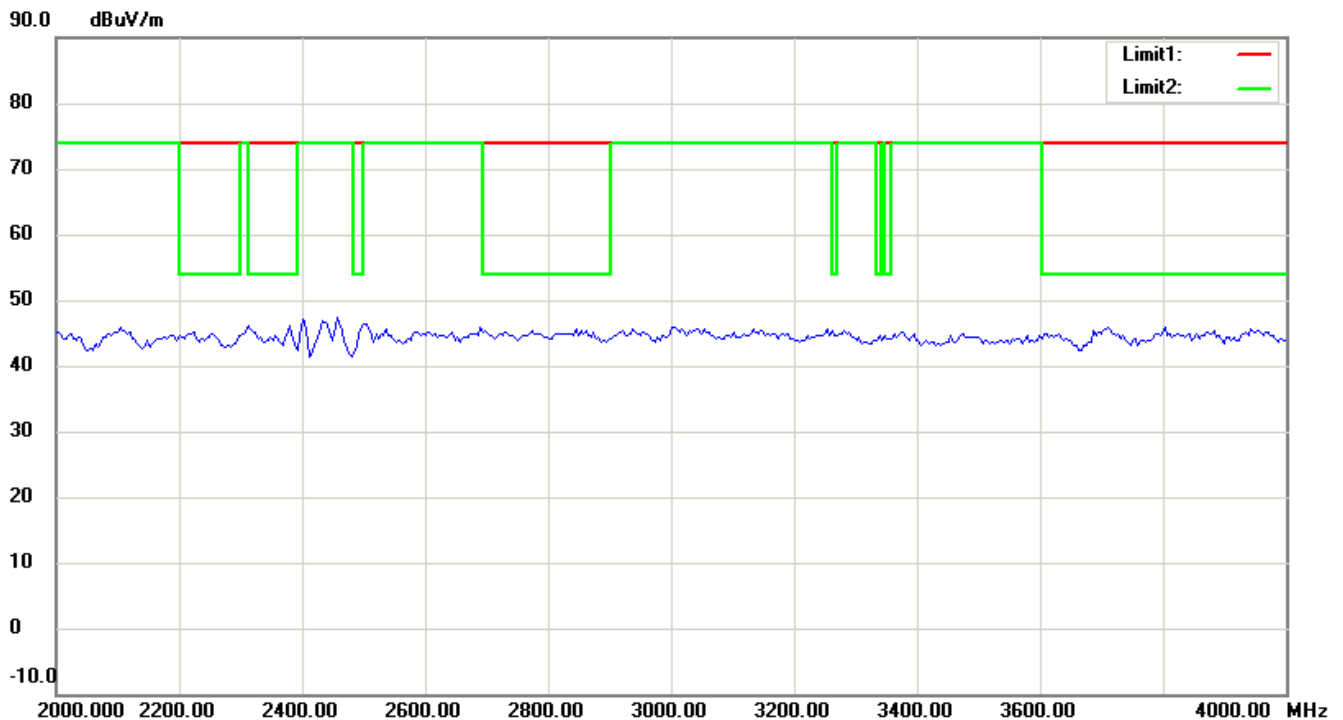
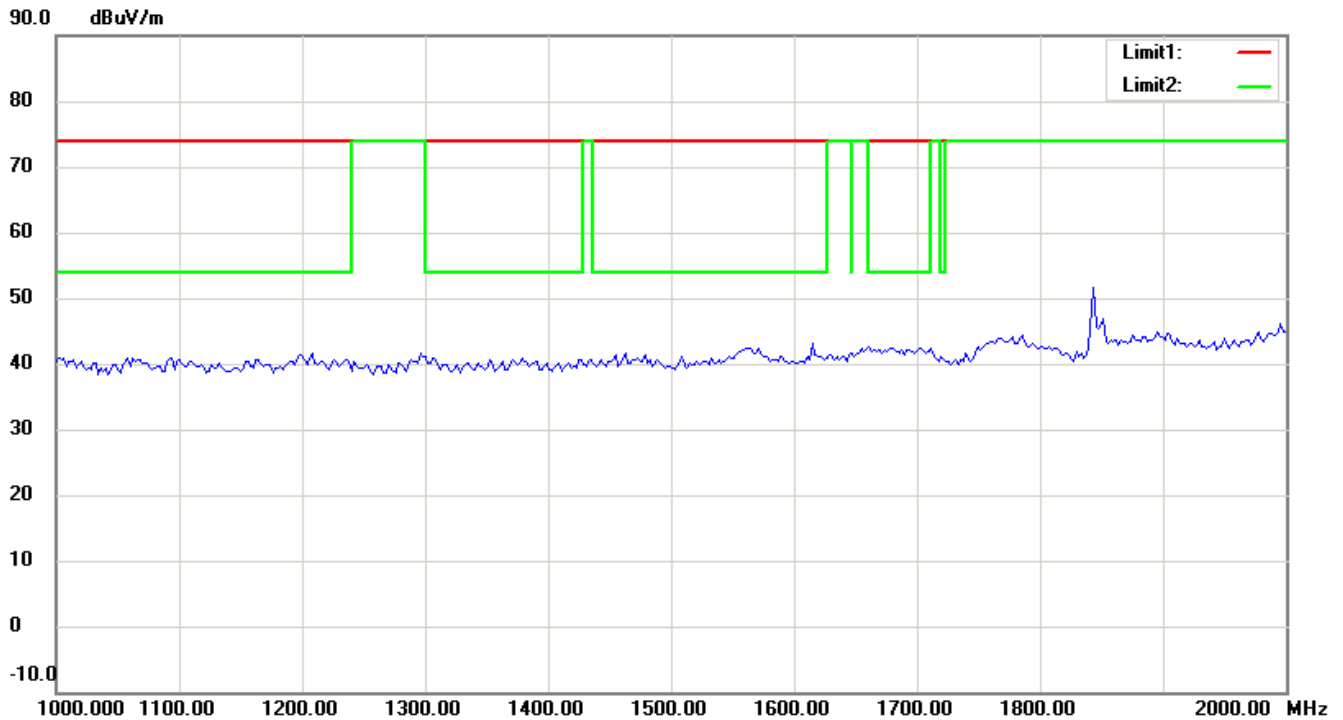
- 1 The attached measurement plots are preliminarily pre-scanned with peak detector for determining the final checking frequencies and are for reference only.
- 2 The some frequencies may exceed the limit line without the specified detectors, but that cannot present the results are failed to the specification of test standard.
- 3 For corrected test results are listed in the relevant table of radiated test data of this test report.



Worldwide Testing Services(Taiwan) Co., Ltd.

Registration number: W6D21109-11842-C-1

FCC ID: YV8-DA1101



Note:

Up Line: Peak Limit Line, Down Line: Ave Limit Line

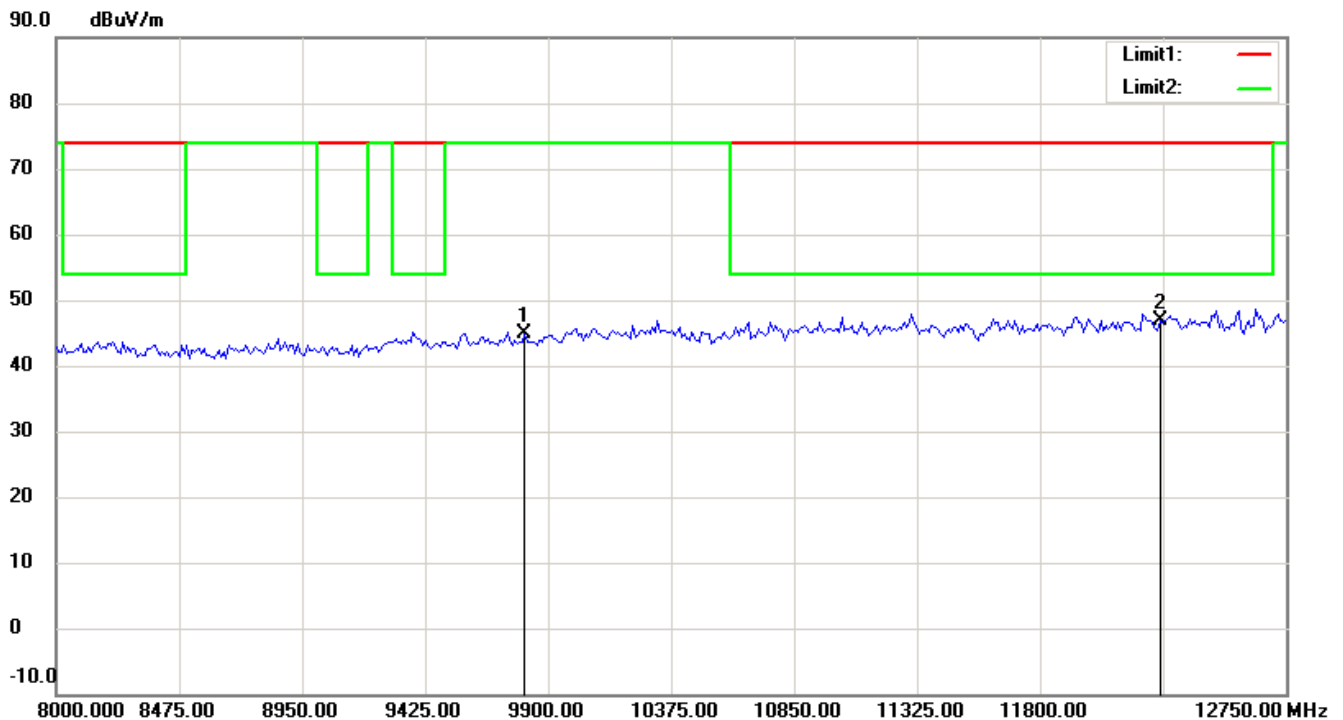
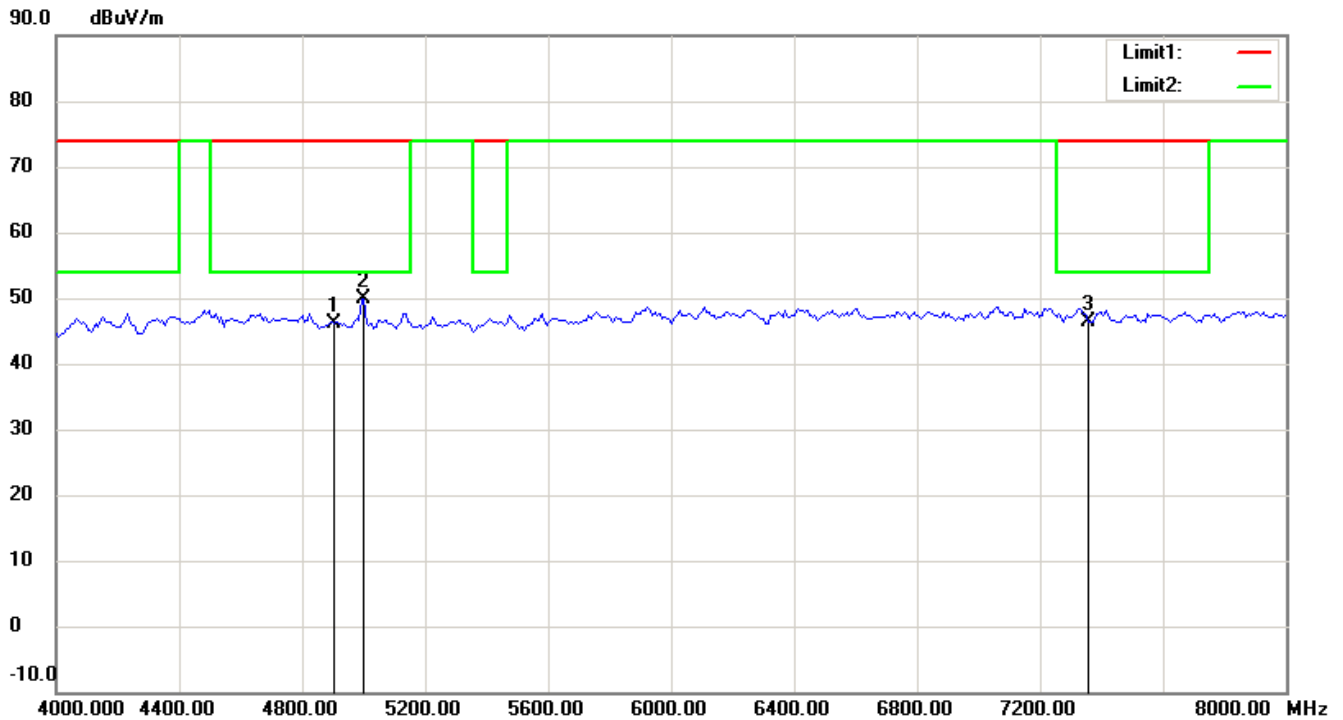
- 1 The attached measurement plots are preliminarily pre-scanned with peak detector for determining the final checking frequencies and are for reference only.
- 2 The some frequencies may exceed the limit line without the specified detectors, but that cannot present the results are failed to the specification of test standard.
- 3 For corrected test results are listed in the relevant table of radiated test data of this test report.



Worldwide Testing Services(Taiwan) Co., Ltd.

Registration number: W6D21109-11842-C-1

FCC ID: YV8-DA1101



Note:

Up Line: Peak Limit Line, Down Line: Ave Limit Line

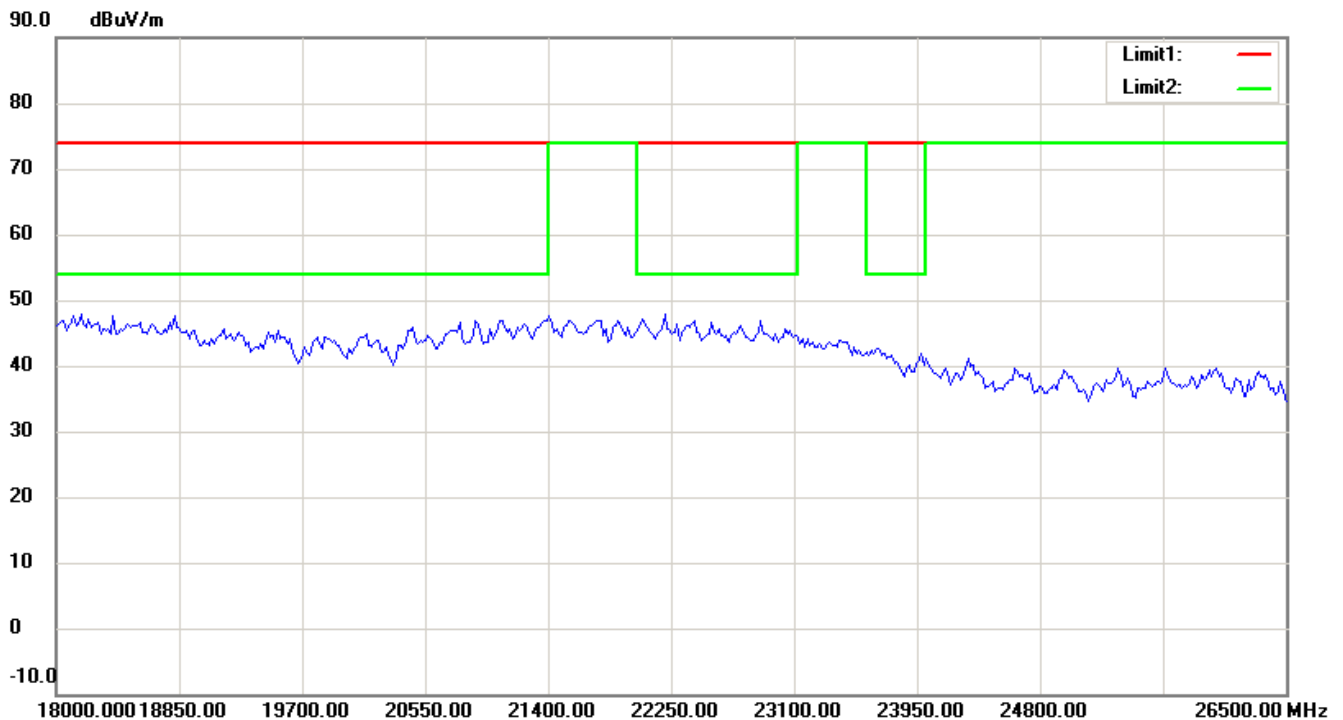
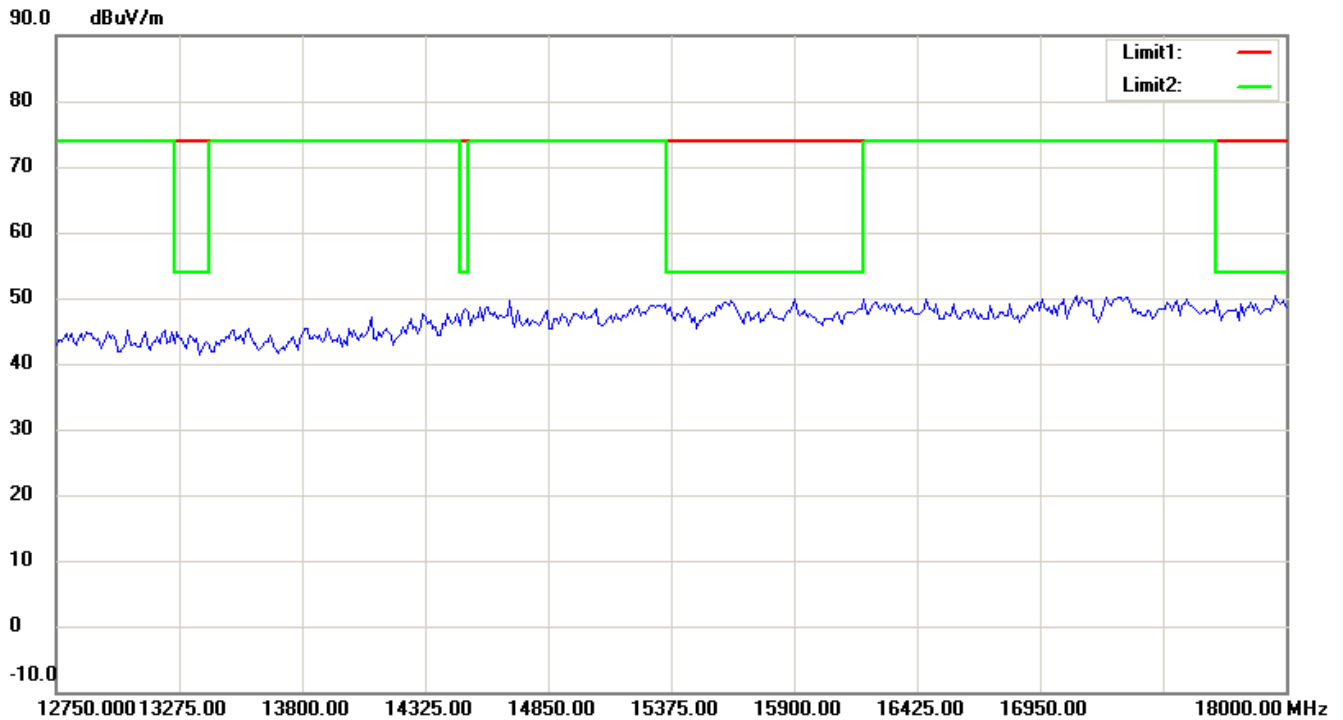
- 1 The attached measurement plots are preliminarily pre-scanned with peak detector for determining the final checking frequencies and are for reference only.
- 2 The some frequencies may exceed the limit line without the specified detectors, but that cannot present the results are failed to the specification of test standard.
- 3 For corrected test results are listed in the relevant table of radiated test data of this test report.



Worldwide Testing Services(Taiwan) Co., Ltd.

Registration number: W6D21109-11842-C-1

FCC ID: YV8-DA1101



Note:

Up Line: Peak Limit Line, Down Line: Ave Limit Line

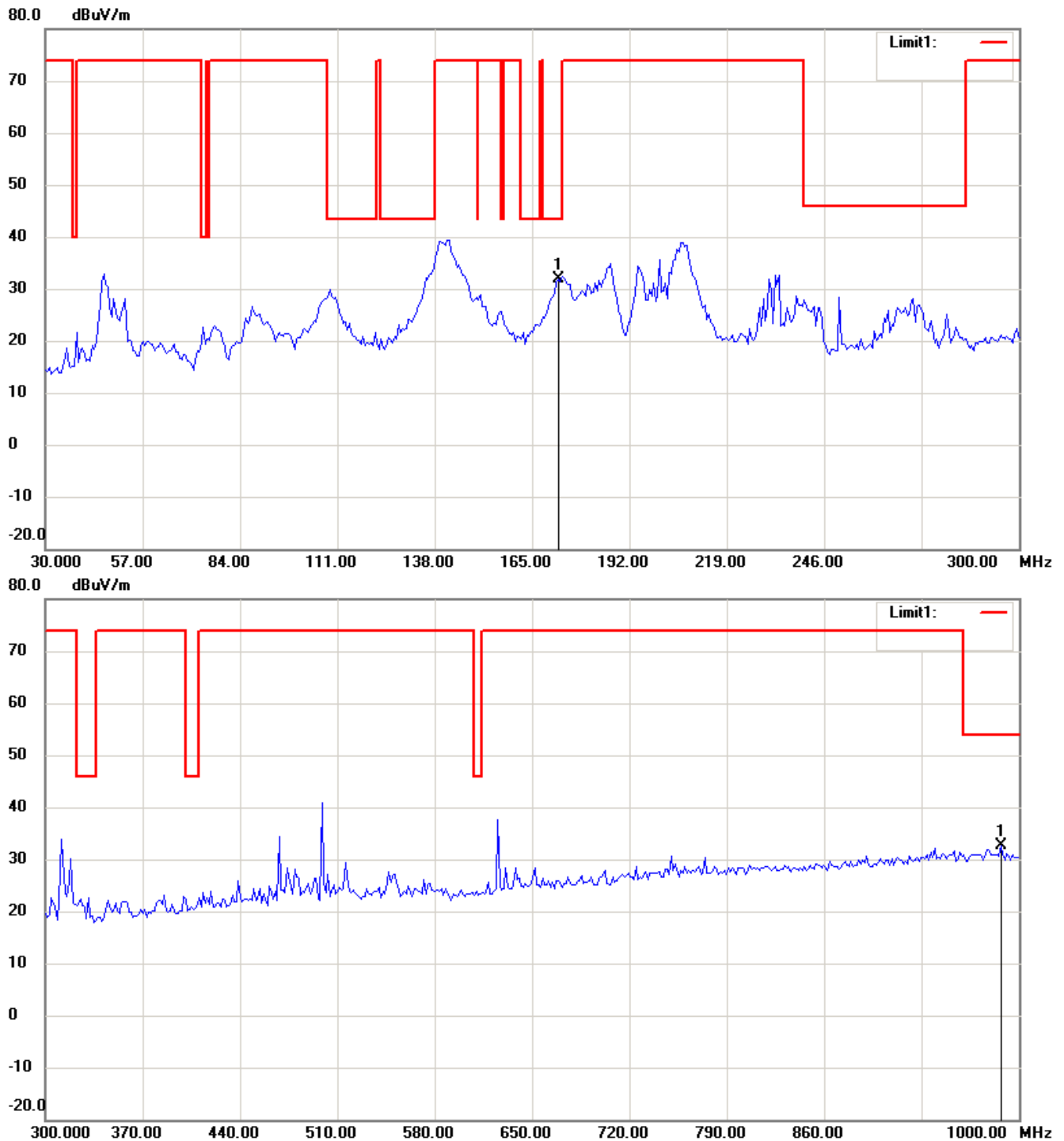
- 1 The attached measurement plots are preliminarily pre-scanned with peak detector for determining the final checking frequencies and are for reference only.
- 2 The some frequencies may exceed the limit line without the specified detectors, but that cannot present the results are failed to the specification of test standard.
- 3 For corrected test results are listed in the relevant table of radiated test data of this test report.



Registration number: W6D21109-11842-C-1

FCC ID: YV8-DA1101

Antenna Polarization V



Note:

Up Line: Peak Limit Line, Down Line: Ave Limit Line

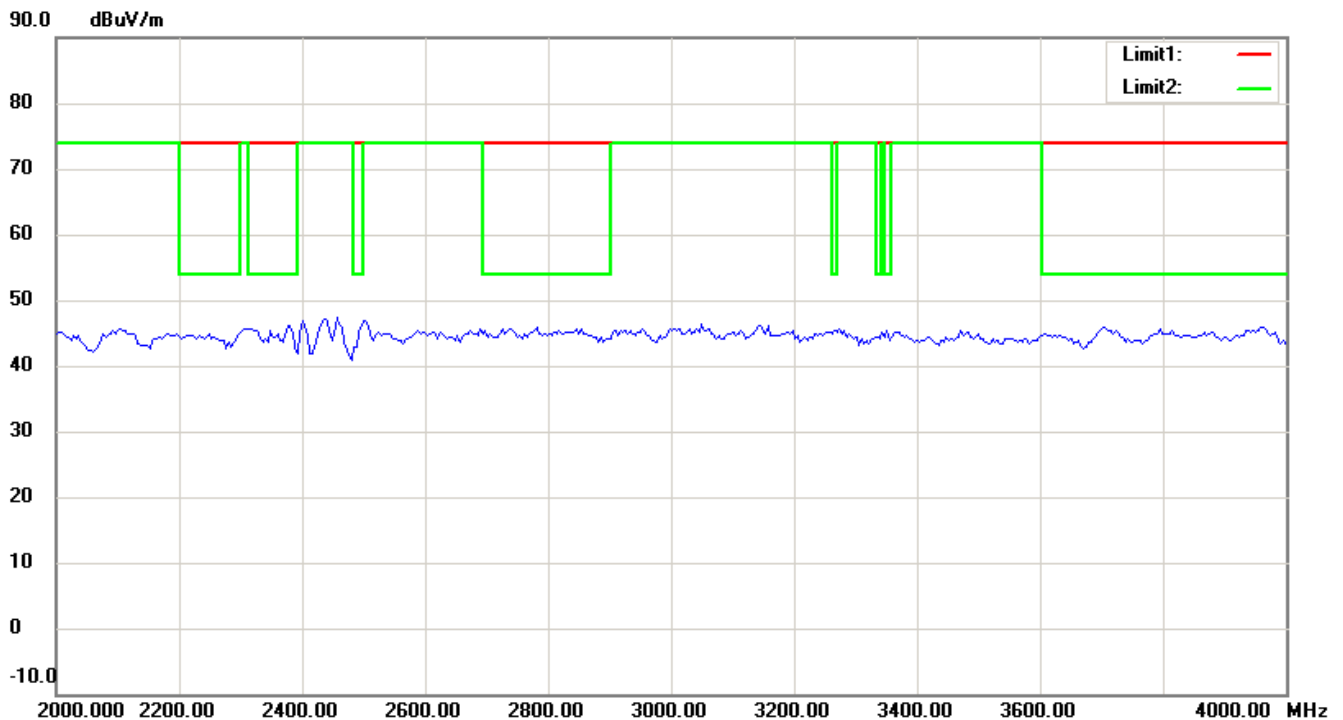
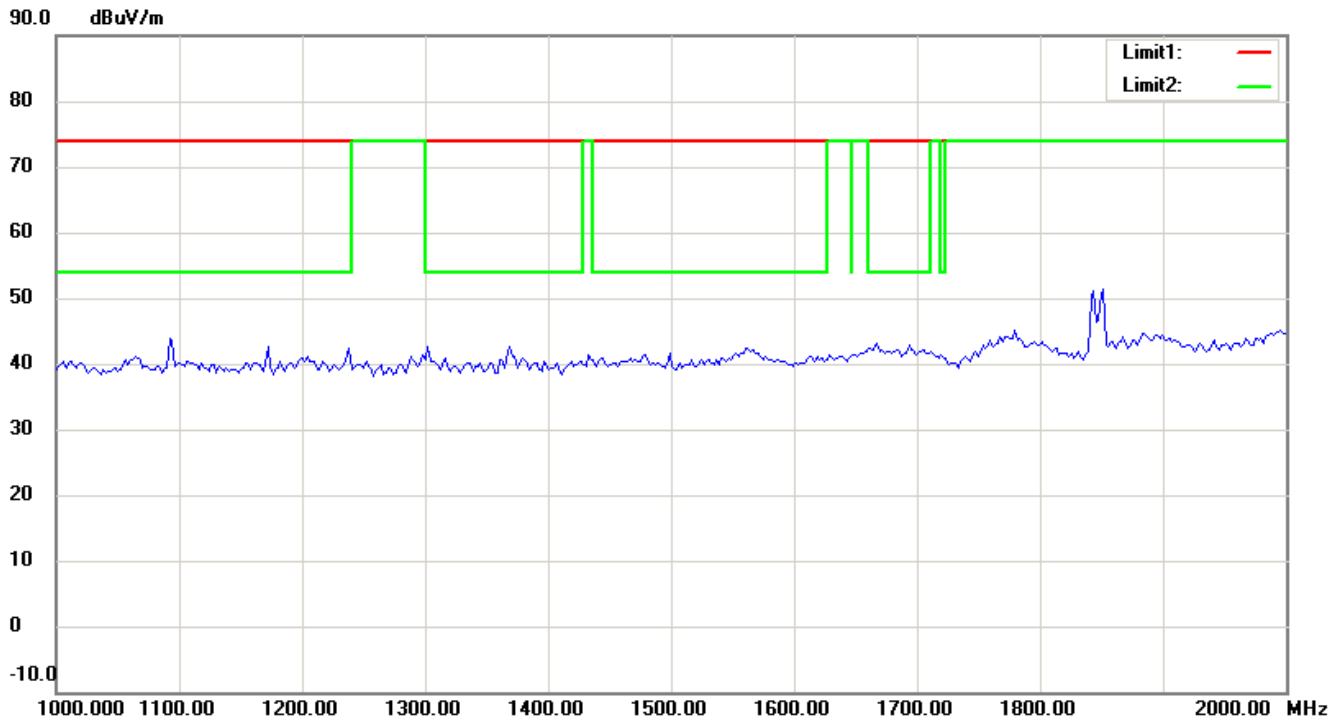
- 1 The attached measurement plots are preliminarily pre-scanned with peak detector for determining the final checking frequencies and are for reference only.
- 2 The some frequencies may exceed the limit line without the specified detectors, but that cannot present the results are failed to the specification of test standard.
- 3 For corrected test results are listed in the relevant table of radiated test data of this test report.



Worldwide Testing Services(Taiwan) Co., Ltd.

Registration number: W6D21109-11842-C-1

FCC ID: YV8-DA1101



Note:

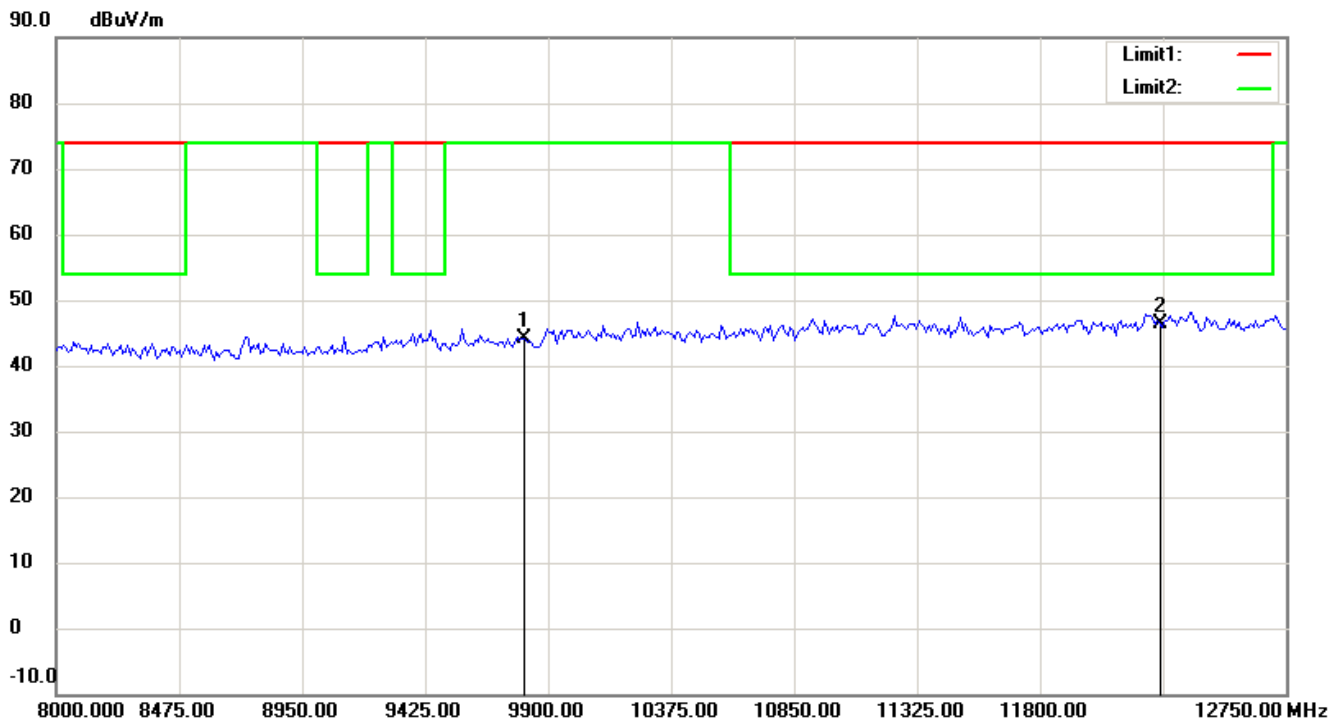
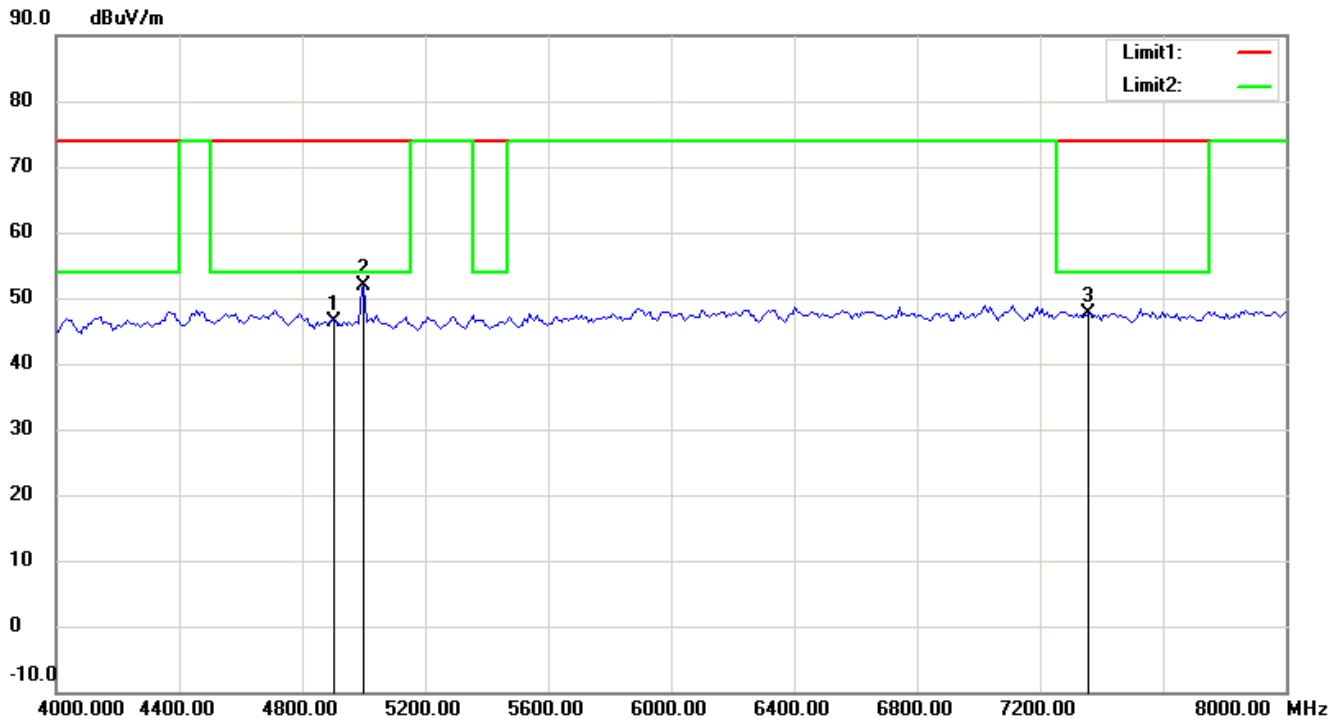
Up Line: Peak Limit Line, Down Line: Ave Limit Line

- 1 The attached measurement plots are preliminarily pre-scanned with peak detector for determining the final checking frequencies and are for reference only.
- 2 The some frequencies may exceed the limit line without the specified detectors, but that cannot present the results are failed to the specification of test standard.
- 3 For corrected test results are listed in the relevant table of radiated test data of this test report.



Registration number: W6D21109-11842-C-1

FCC ID: YV8-DA1101



Note:

Up Line: Peak Limit Line, Down Line: Ave Limit Line

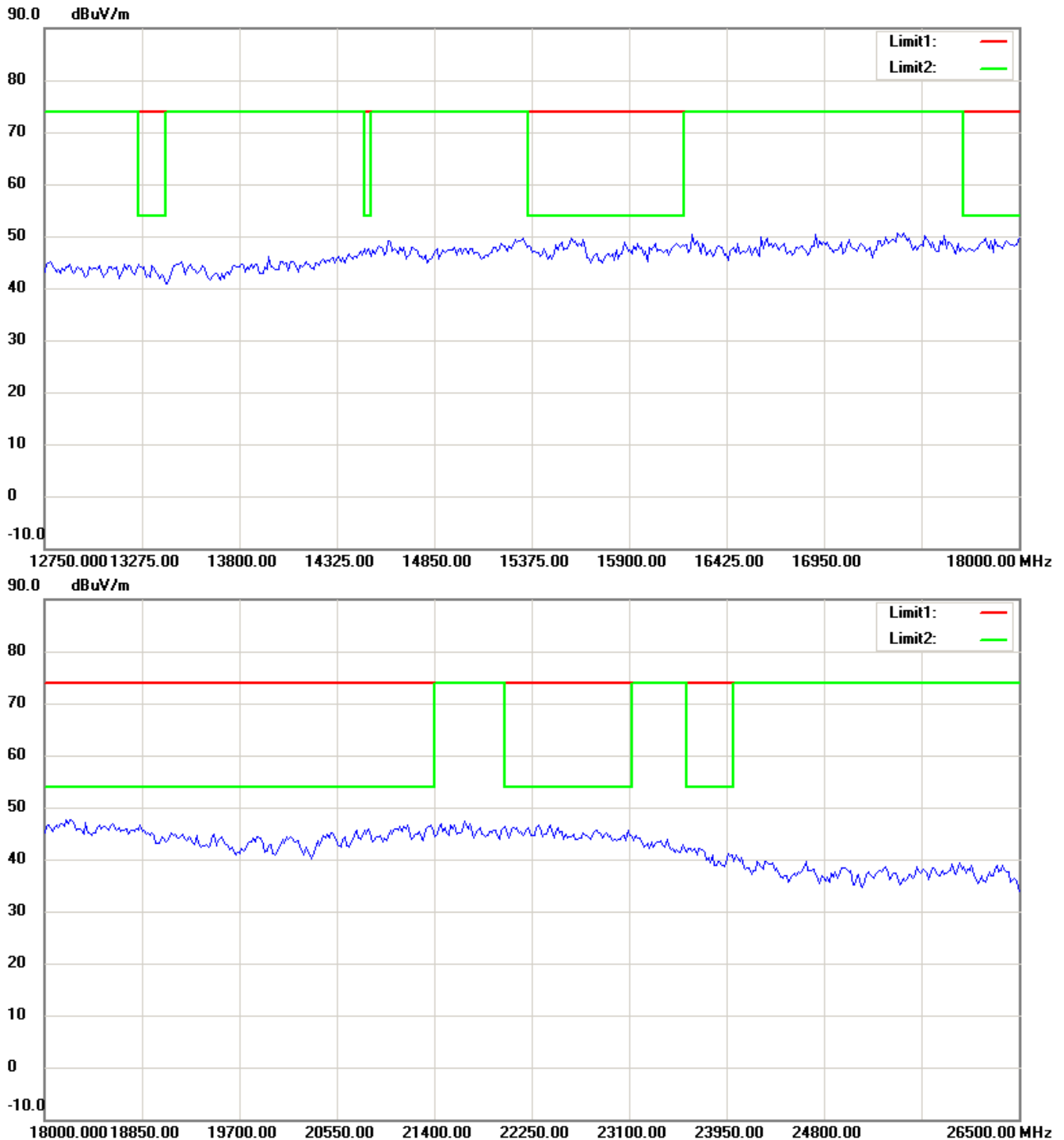
- 1 The attached measurement plots are preliminarily pre-scanned with peak detector for determining the final checking frequencies and are for reference only.
- 2 The some frequencies may exceed the limit line without the specified detectors, but that cannot present the results are failed to the specification of test standard.
- 3 For corrected test results are listed in the relevant table of radiated test data of this test report.



Worldwide Testing Services(Taiwan) Co., Ltd.

Registration number: W6D21109-11842-C-1

FCC ID: YV8-DA1101



Note:

Up Line: Peak Limit Line, Down Line: Ave Limit Line

- 1 The attached measurement plots are preliminarily pre-scanned with peak detector for determining the final checking frequencies and are for reference only.
- 2 The some frequencies may exceed the limit line without the specified detectors, but that cannot present the results are failed to the specification of test standard.
- 3 For corrected test results are listed in the relevant table of radiated test data of this test report.



Worldwide Testing Services(Taiwan) Co., Ltd.

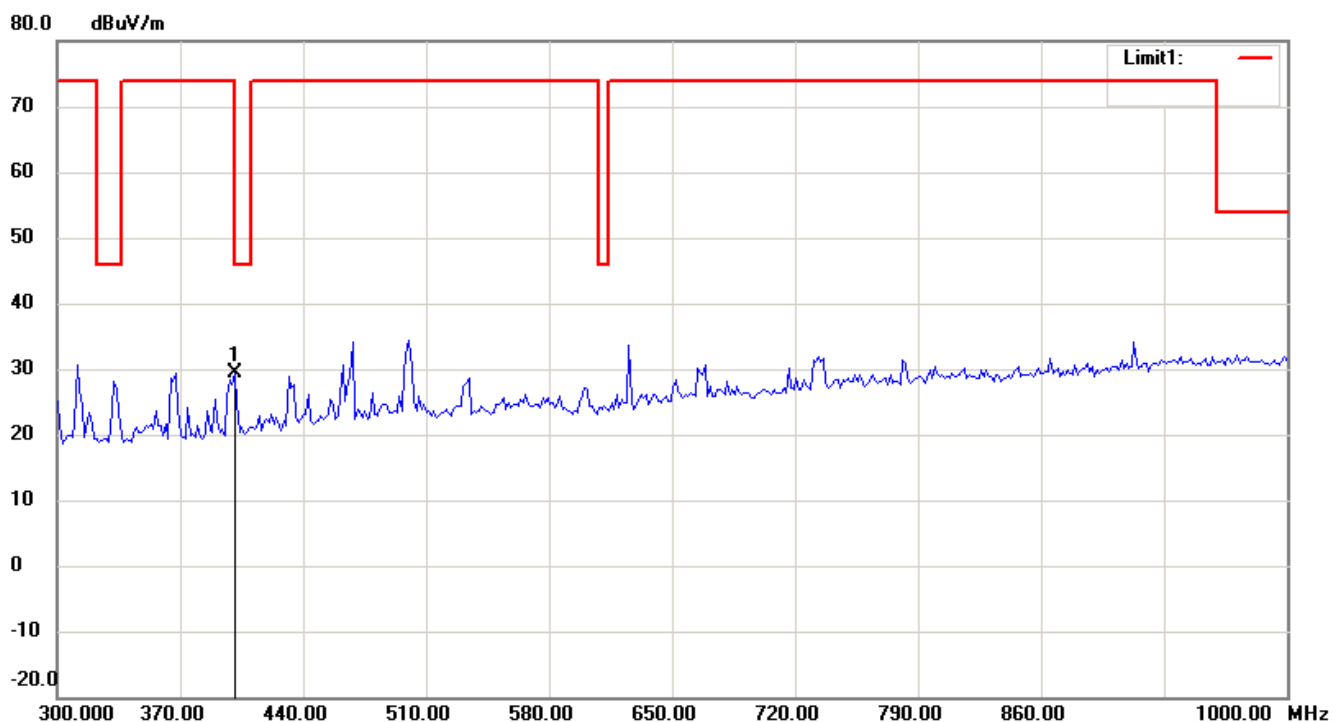
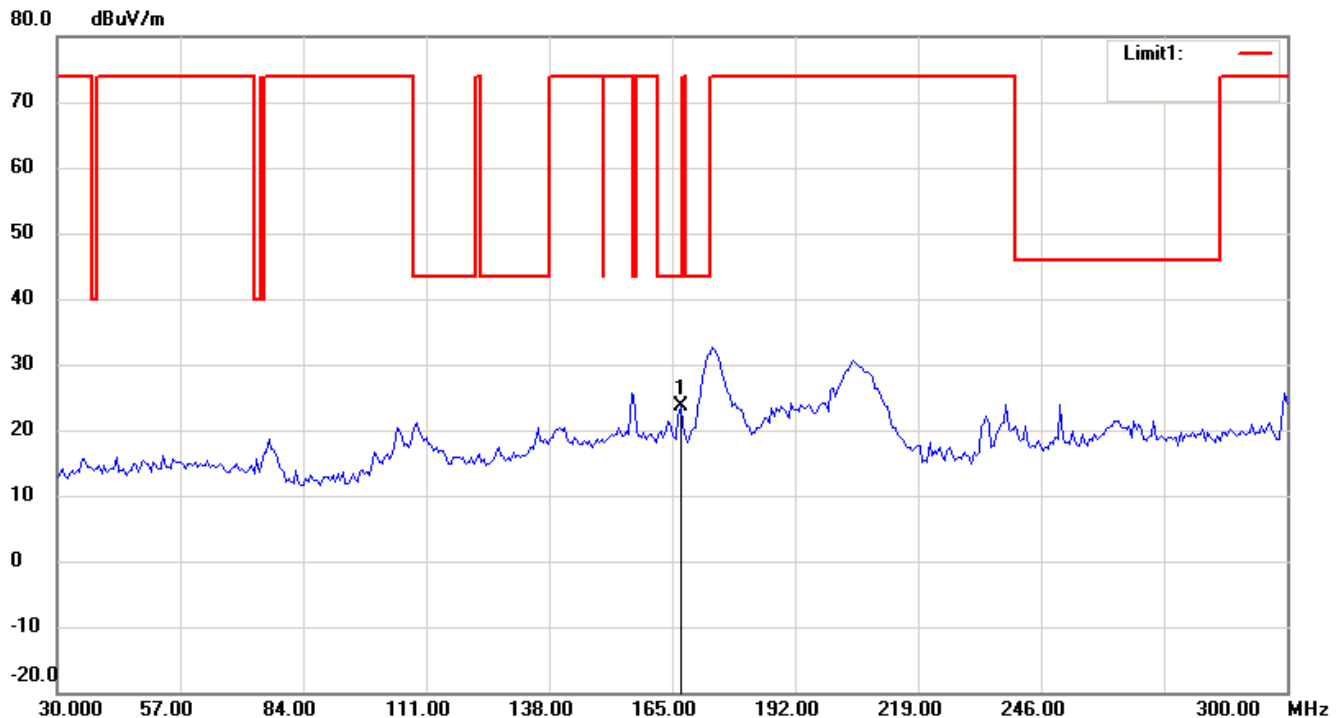
Registration number: W6D21109-11842-C-1

FCC ID: YV8-DA1101

Antenna B

802.11b Channel 1

Antenna Polarization H



Note:

Up Line: Peak Limit Line, Down Line: Ave Limit Line

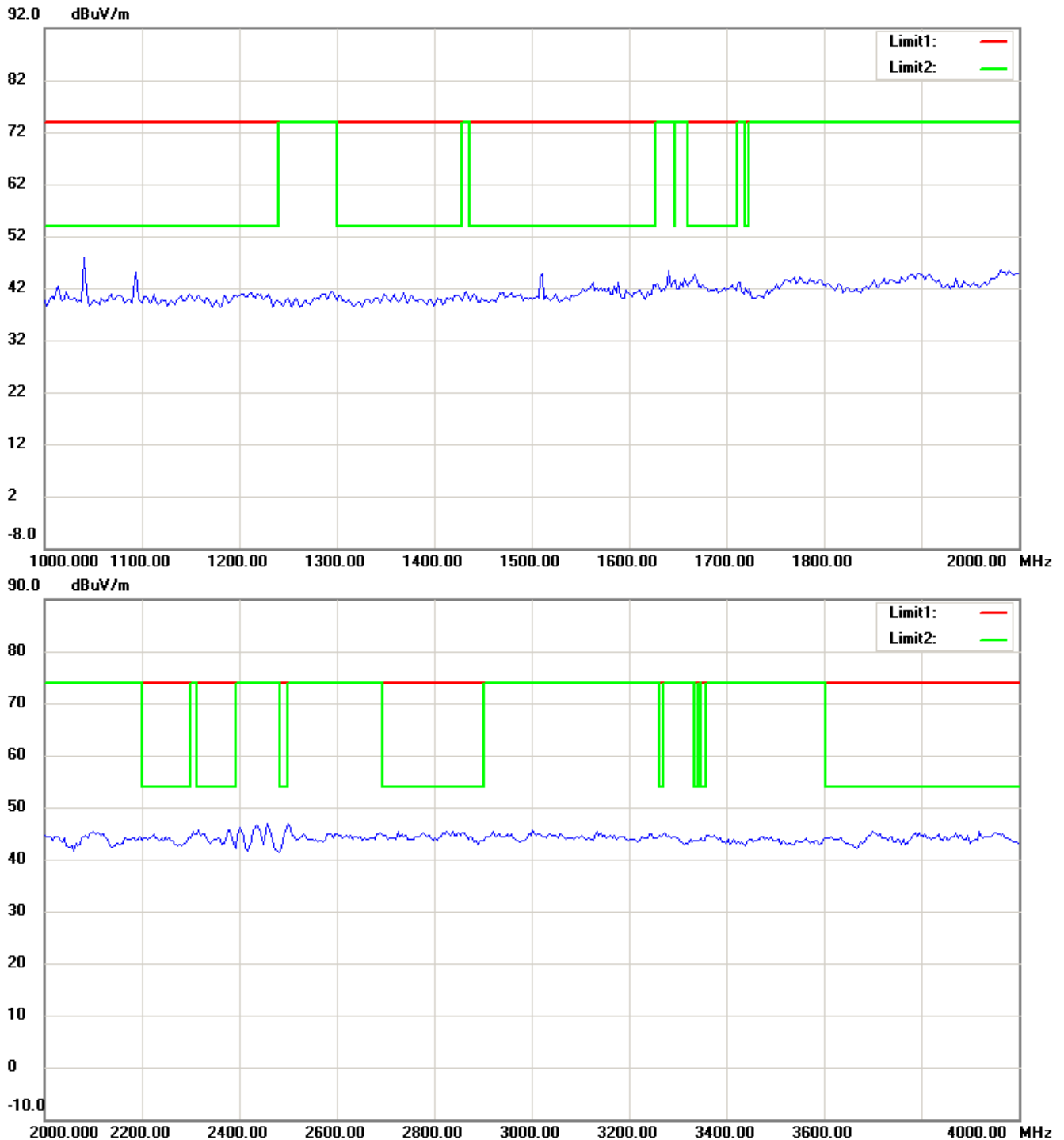
- 1 The attached measurement plots are preliminarily pre-scanned with peak detector for determining the final checking frequencies and are for reference only.
- 2 The some frequencies may exceed the limit line without the specified detectors, but that cannot present the results are failed to the specification of test standard.
- 3 For corrected test results are listed in the relevant table of radiated test data of this test report.



Worldwide Testing Services(Taiwan) Co., Ltd.

Registration number: W6D21109-11842-C-1

FCC ID: YV8-DA1101



Note:

Up Line: Peak Limit Line, Down Line: Ave Limit Line

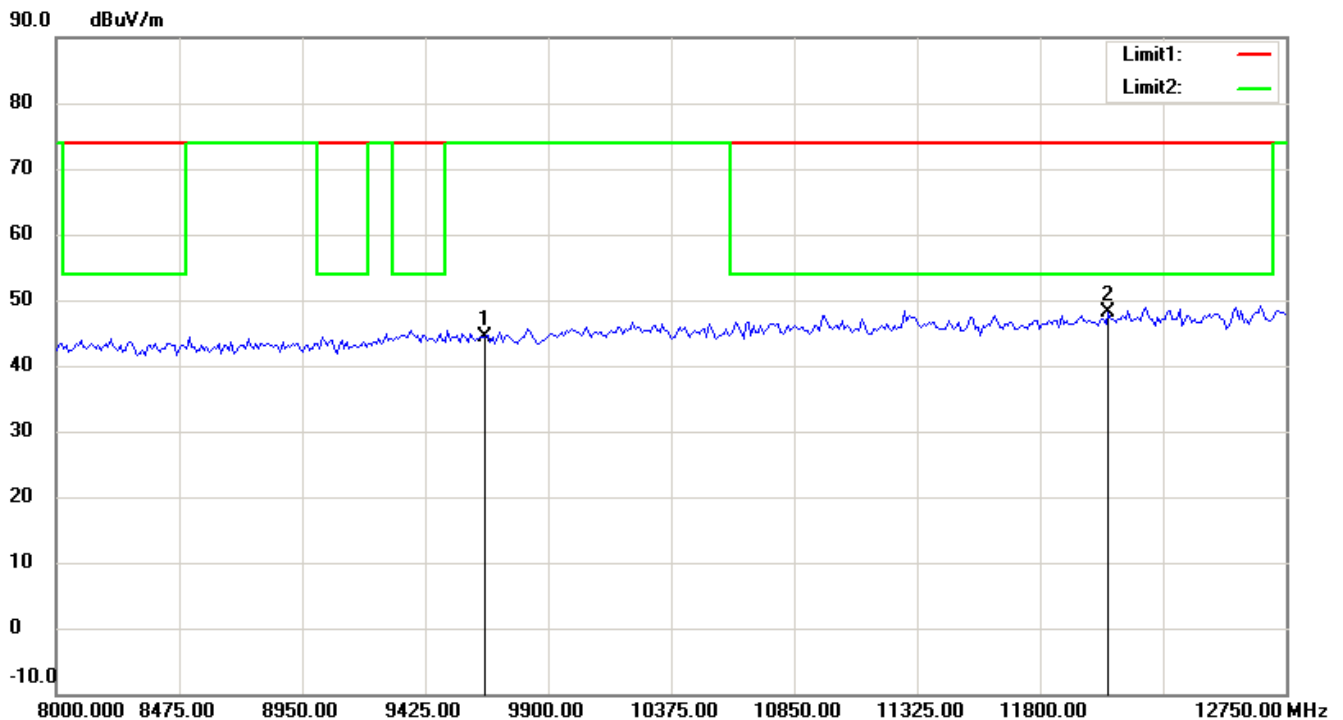
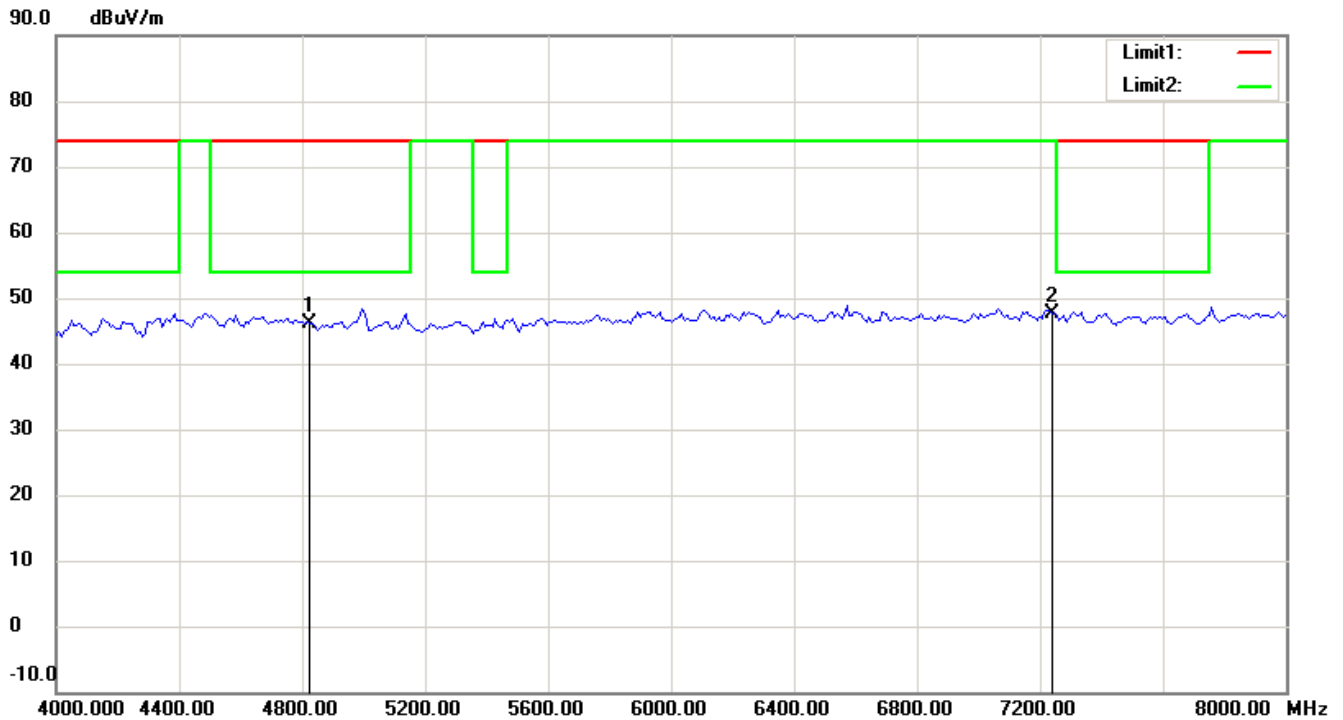
- 1 The attached measurement plots are preliminarily pre-scanned with peak detector for determining the final checking frequencies and are for reference only.
- 2 The some frequencies may exceed the limit line without the specified detectors, but that cannot present the results are failed to the specification of test standard.
- 3 For corrected test results are listed in the relevant table of radiated test data of this test report.



Worldwide Testing Services(Taiwan) Co., Ltd.

Registration number: W6D21109-11842-C-1

FCC ID: YV8-DA1101



Note:

Up Line: Peak Limit Line, Down Line: Ave Limit Line

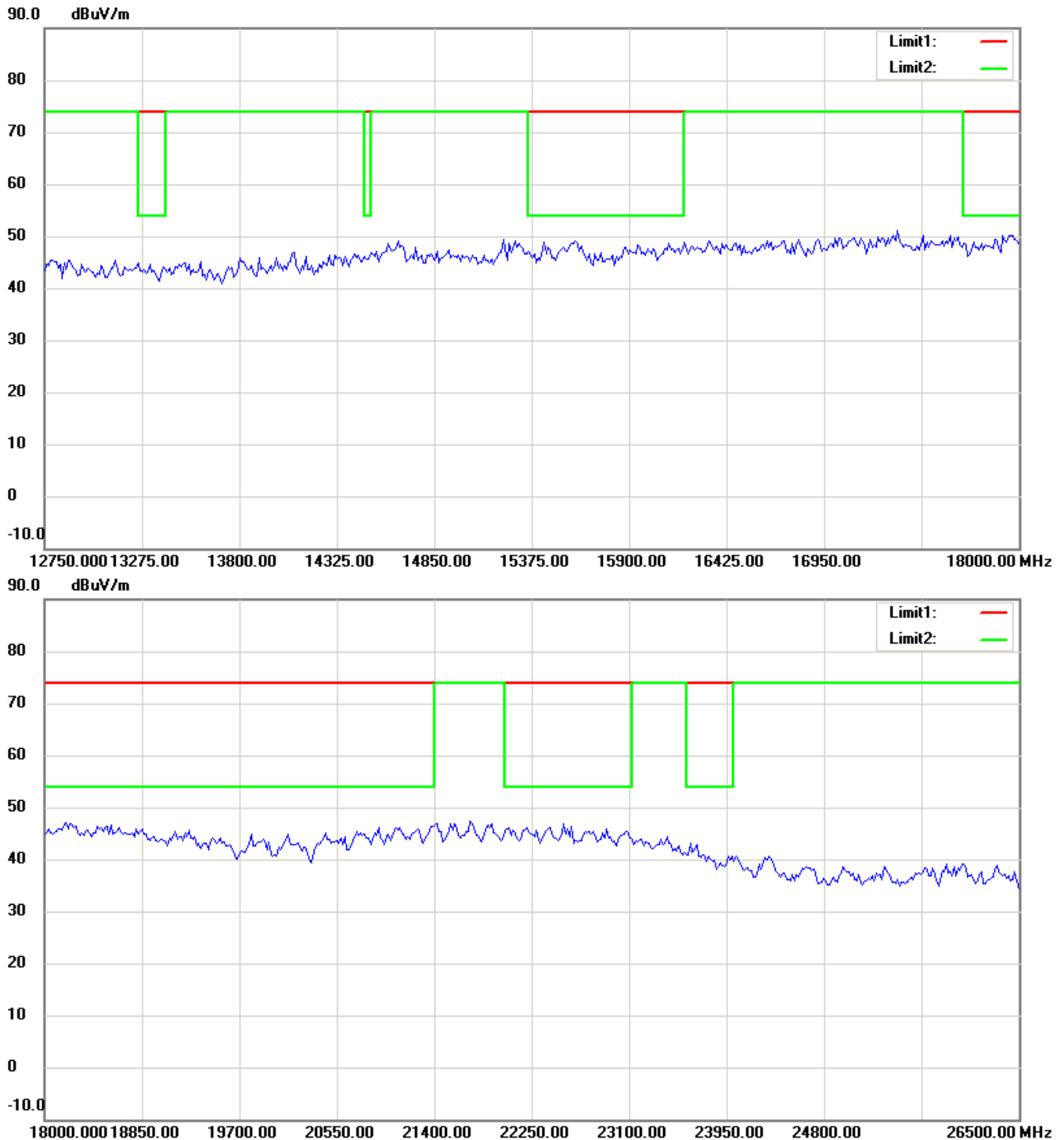
- 1 The attached measurement plots are preliminarily pre-scanned with peak detector for determining the final checking frequencies and are for reference only.
- 2 The some frequencies may exceed the limit line without the specified detectors, but that cannot present the results are failed to the specification of test standard.
- 3 For corrected test results are listed in the relevant table of radiated test data of this test report.



Worldwide Testing Services(Taiwan) Co., Ltd.

Registration number: W6D21109-11842-C-1

FCC ID: YV8-DA1101



Note:

Up Line: Peak Limit Line, Down Line: Ave Limit Line

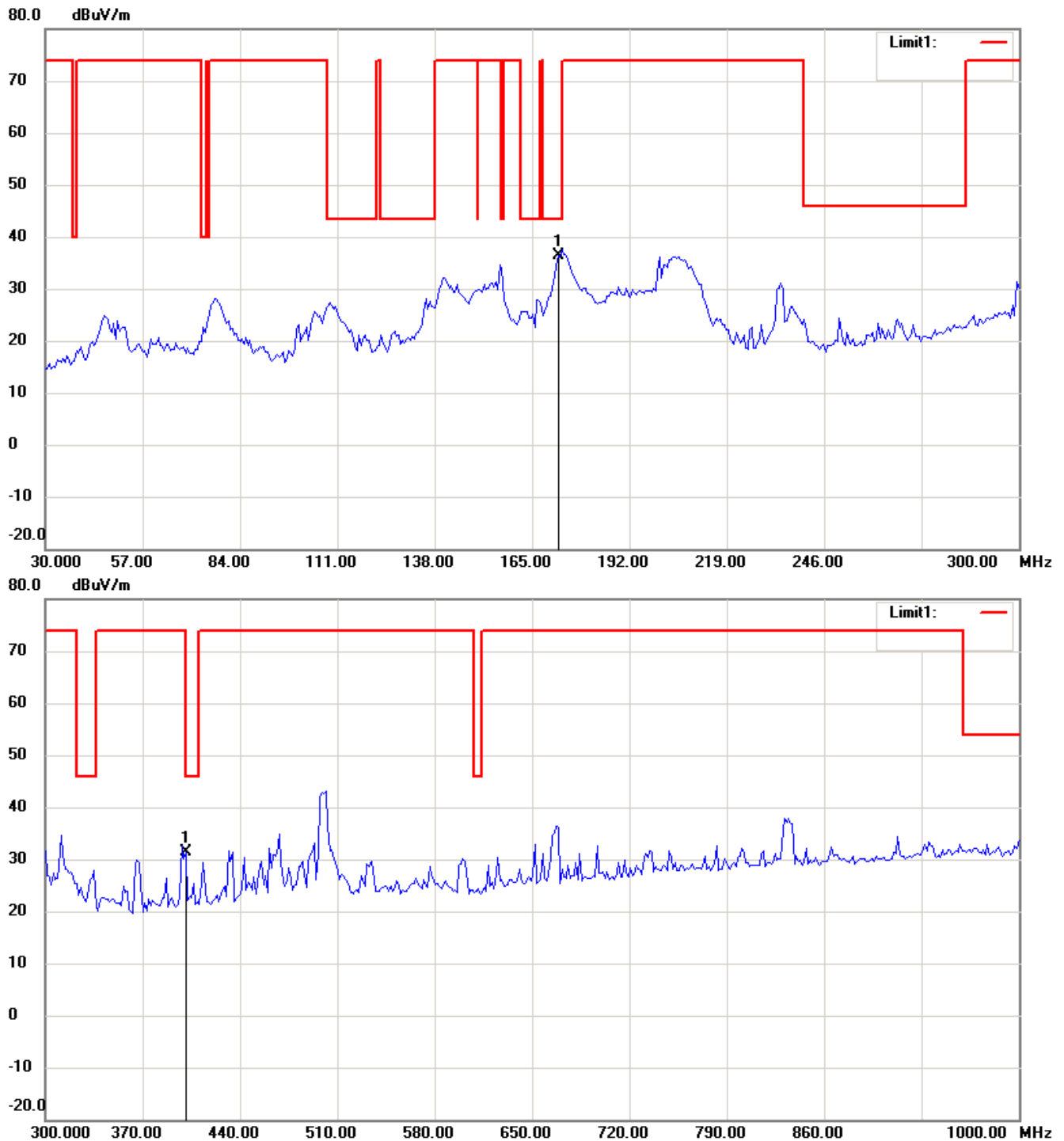
- 1 The attached measurement plots are preliminarily pre-scanned with peak detector for determining the final checking frequencies and are for reference only.
- 2 The some frequencies may exceed the limit line without the specified detectors, but that cannot present the results are failed to the specification of test standard.
- 3 For corrected test results are listed in the relevant table of radiated test data of this test report.



Registration number: W6D21109-11842-C-1

FCC ID: YV8-DA1101

Antenna Polarization V



Note:

Up Line: Peak Limit Line, Down Line: Ave Limit Line

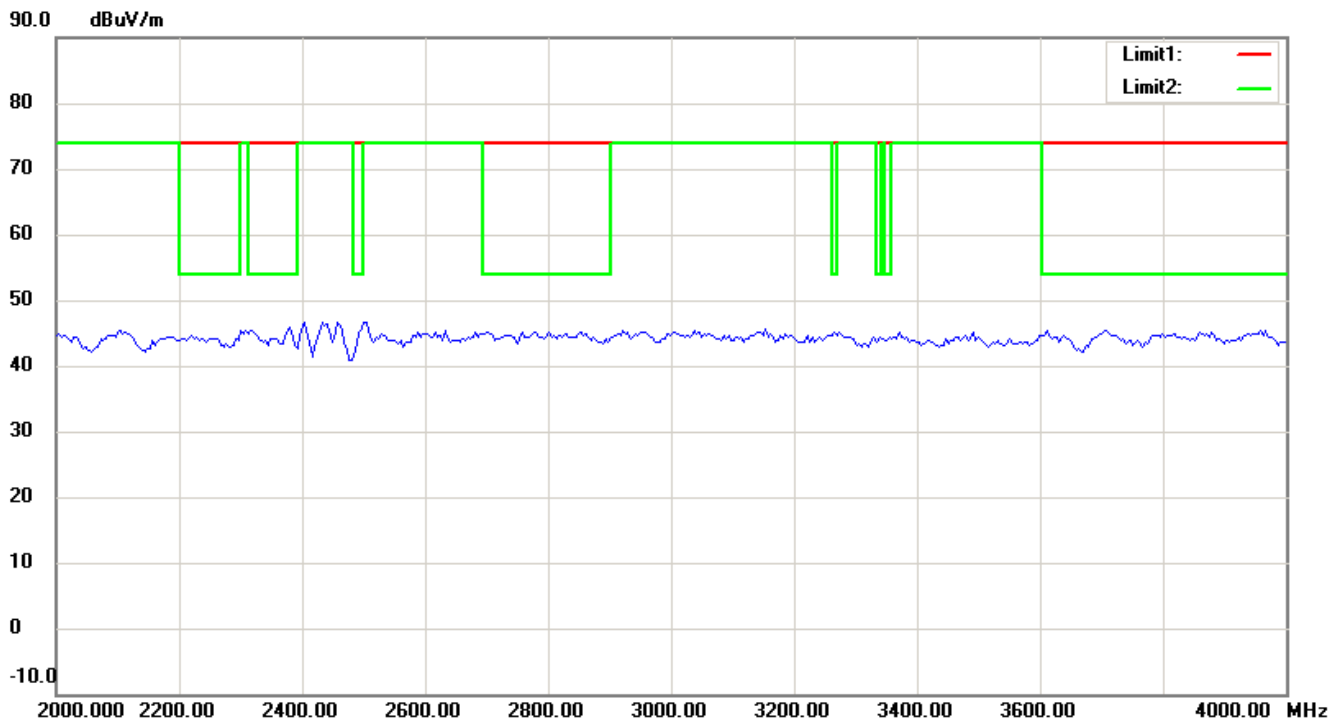
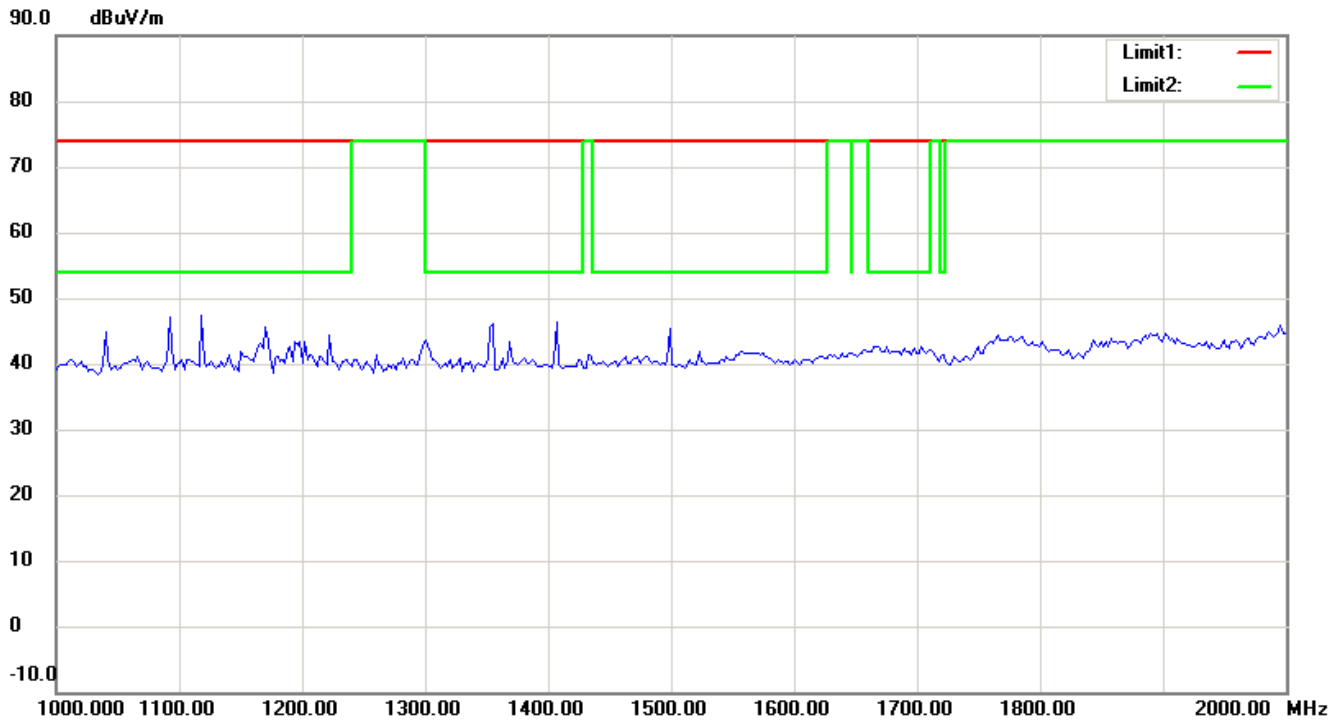
- 1 The attached measurement plots are preliminarily pre-scanned with peak detector for determining the final checking frequencies and are for reference only.
- 2 The some frequencies may exceed the limit line without the specified detectors, but that cannot present the results are failed to the specification of test standard.
- 3 For corrected test results are listed in the relevant table of radiated test data of this test report.



Worldwide Testing Services(Taiwan) Co., Ltd.

Registration number: W6D21109-11842-C-1

FCC ID: YV8-DA1101



Note:

Up Line: Peak Limit Line, Down Line: Ave Limit Line

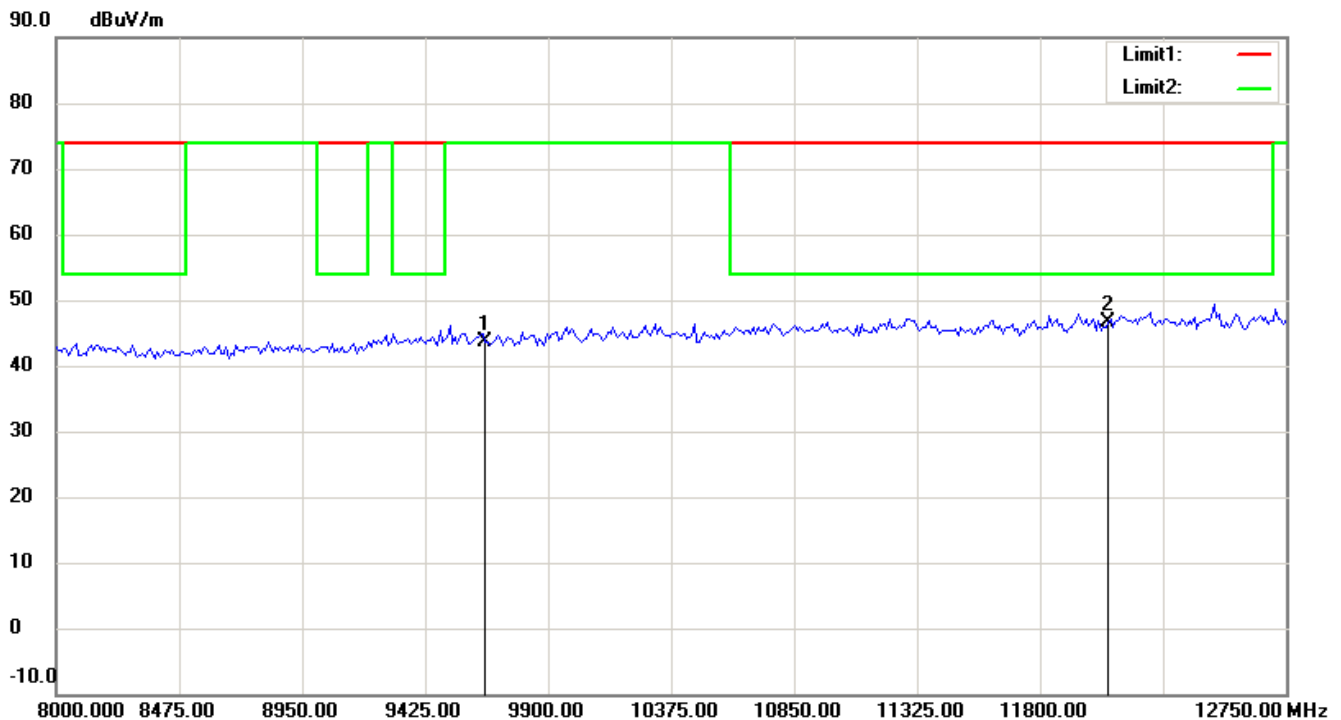
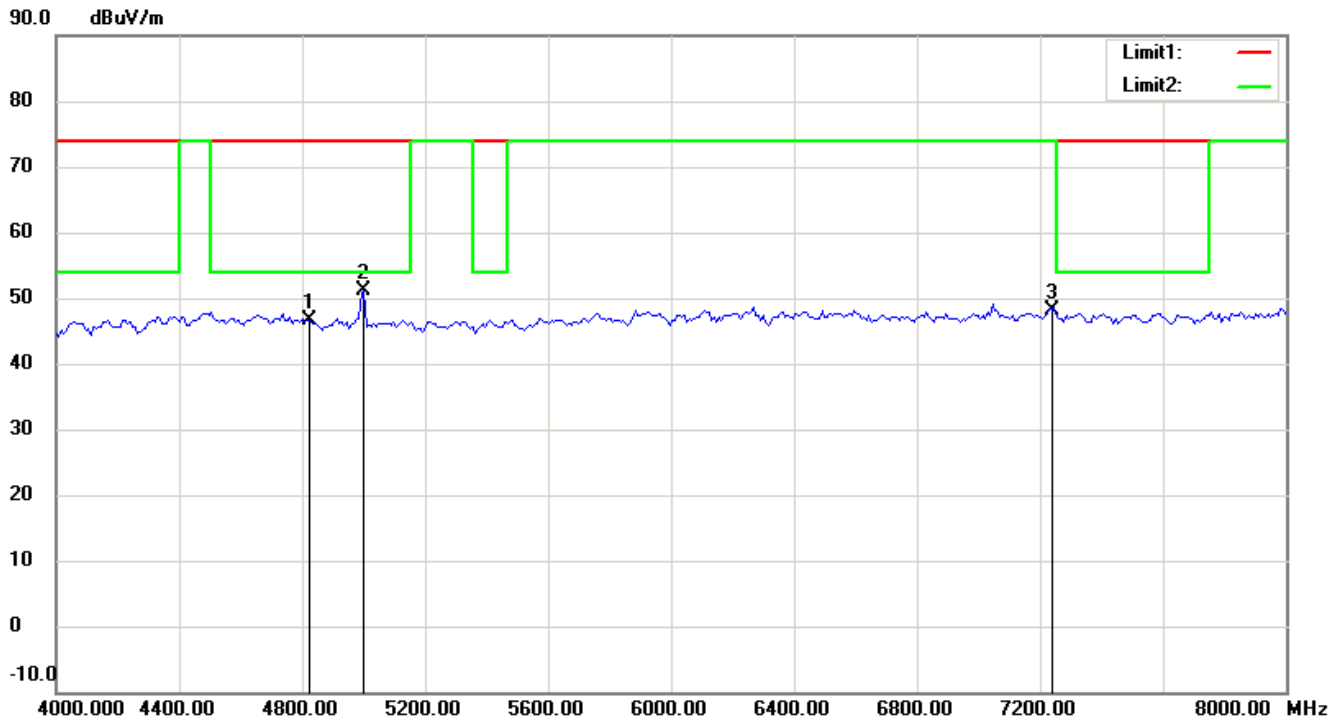
- 1 The attached measurement plots are preliminarily pre-scanned with peak detector for determining the final checking frequencies and are for reference only.
- 2 The some frequencies may exceed the limit line without the specified detectors, but that cannot present the results are failed to the specification of test standard.
- 3 For corrected test results are listed in the relevant table of radiated test data of this test report.



Worldwide Testing Services(Taiwan) Co., Ltd.

Registration number: W6D21109-11842-C-1

FCC ID: YV8-DA1101



Note:

Up Line: Peak Limit Line, Down Line: Ave Limit Line

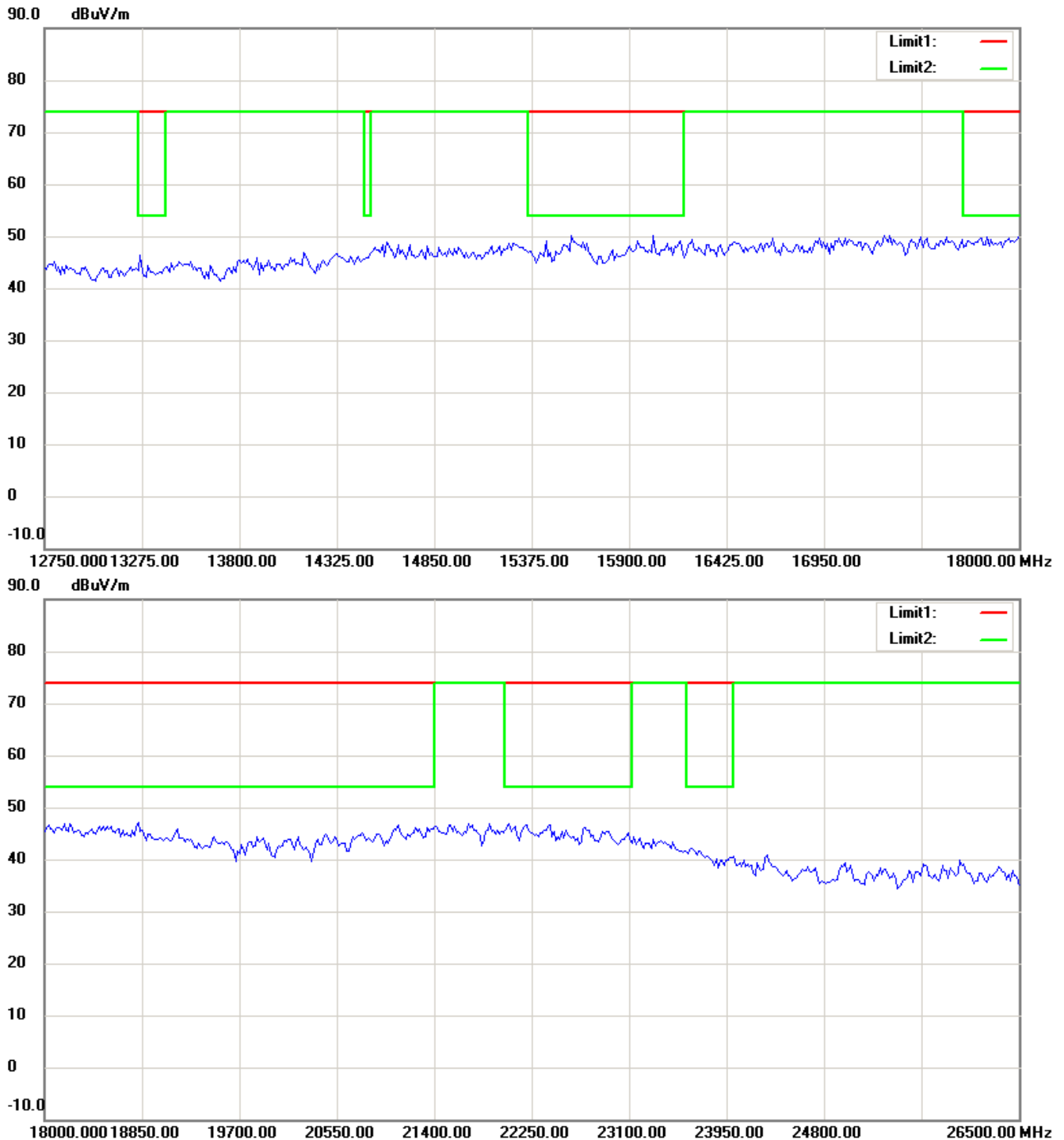
- 1 The attached measurement plots are preliminarily pre-scanned with peak detector for determining the final checking frequencies and are for reference only.
- 2 The some frequencies may exceed the limit line without the specified detectors, but that cannot present the results are failed to the specification of test standard.
- 3 For corrected test results are listed in the relevant table of radiated test data of this test report.



Worldwide Testing Services(Taiwan) Co., Ltd.

Registration number: W6D21109-11842-C-1

FCC ID: YV8-DA1101



Note:

Up Line: Peak Limit Line, Down Line: Ave Limit Line

- 1 The attached measurement plots are preliminarily pre-scanned with peak detector for determining the final checking frequencies and are for reference only.
- 2 The some frequencies may exceed the limit line without the specified detectors, but that cannot present the results are failed to the specification of test standard.
- 3 For corrected test results are listed in the relevant table of radiated test data of this test report.

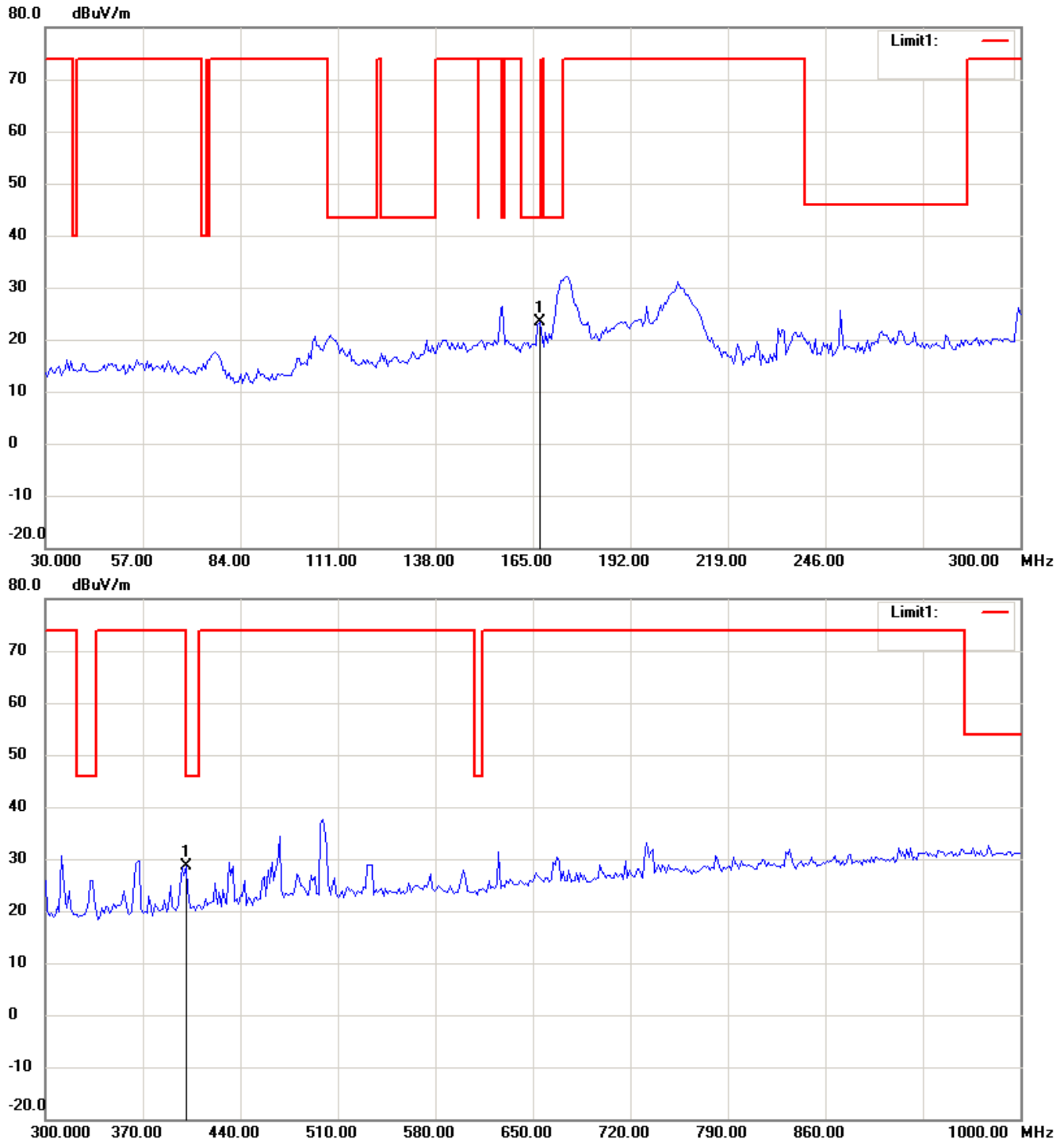


Registration number: W6D21109-11842-C-1

FCC ID: YV8-DA1101

802.11b Channel 6

Antenna Polarization H



Note:

Up Line: Peak Limit Line, Down Line: Ave Limit Line

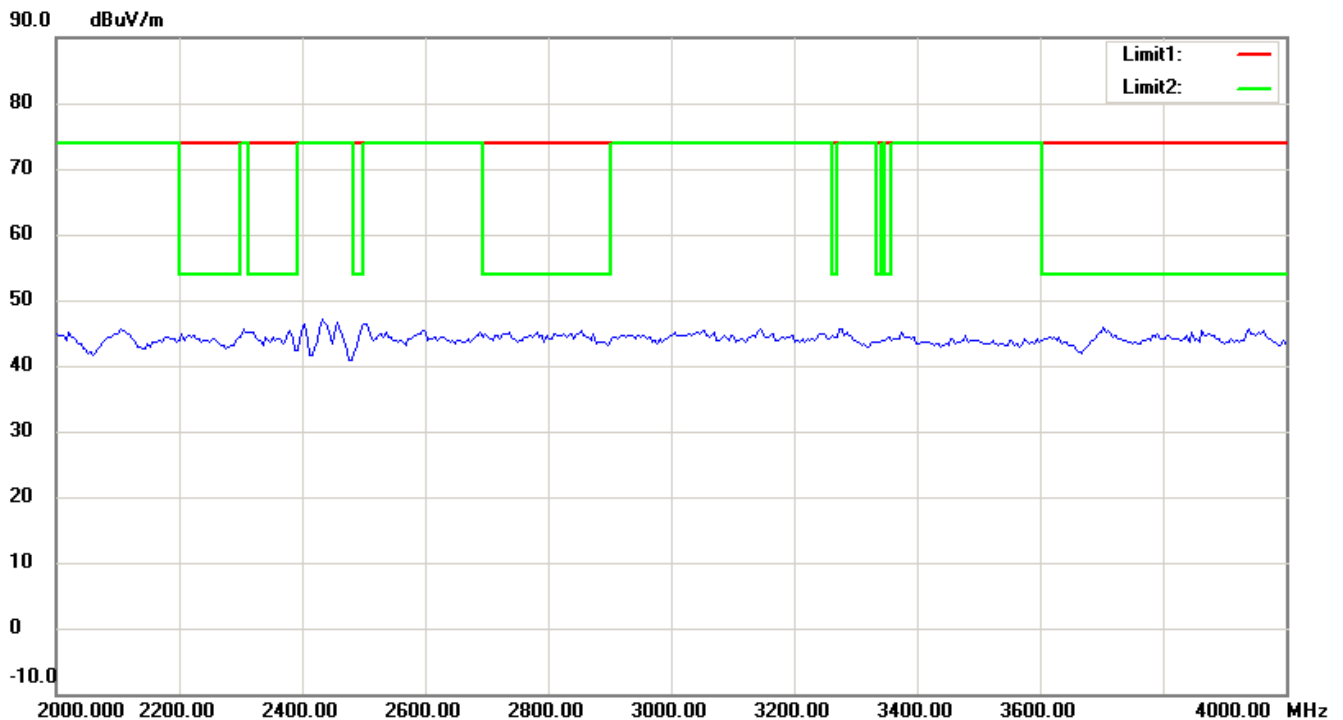
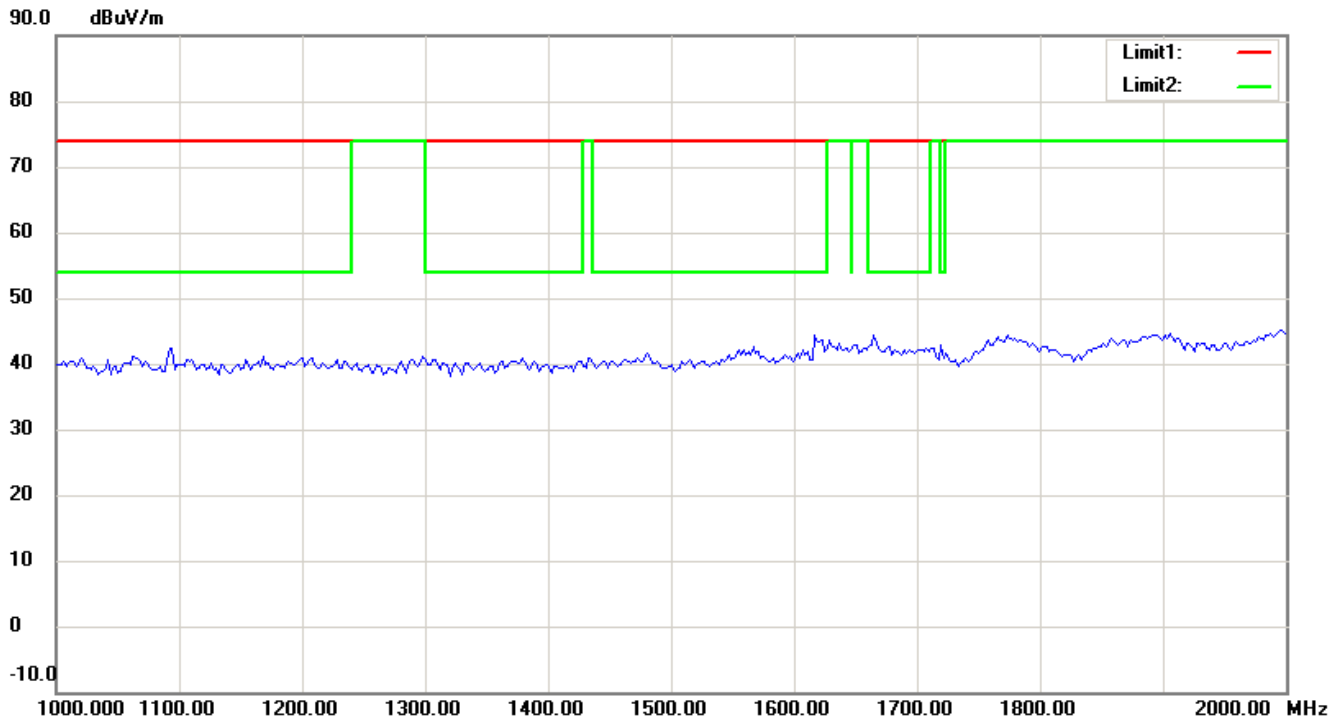
- 1 The attached measurement plots are preliminarily pre-scanned with peak detector for determining the final checking frequencies and are for reference only.
- 2 The some frequencies may exceed the limit line without the specified detectors, but that cannot present the results are failed to the specification of test standard.
- 3 For corrected test results are listed in the relevant table of radiated test data of this test report.



Worldwide Testing Services(Taiwan) Co., Ltd.

Registration number: W6D21109-11842-C-1

FCC ID: YV8-DA1101



Note:

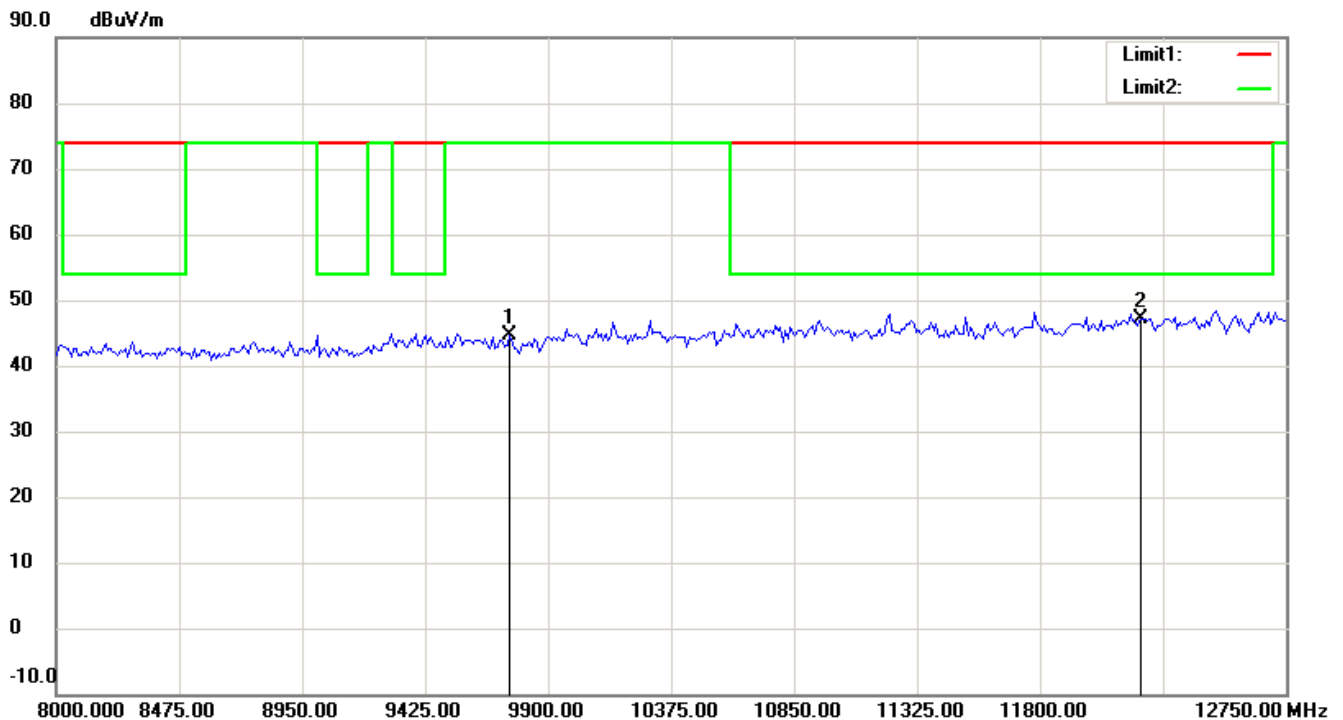
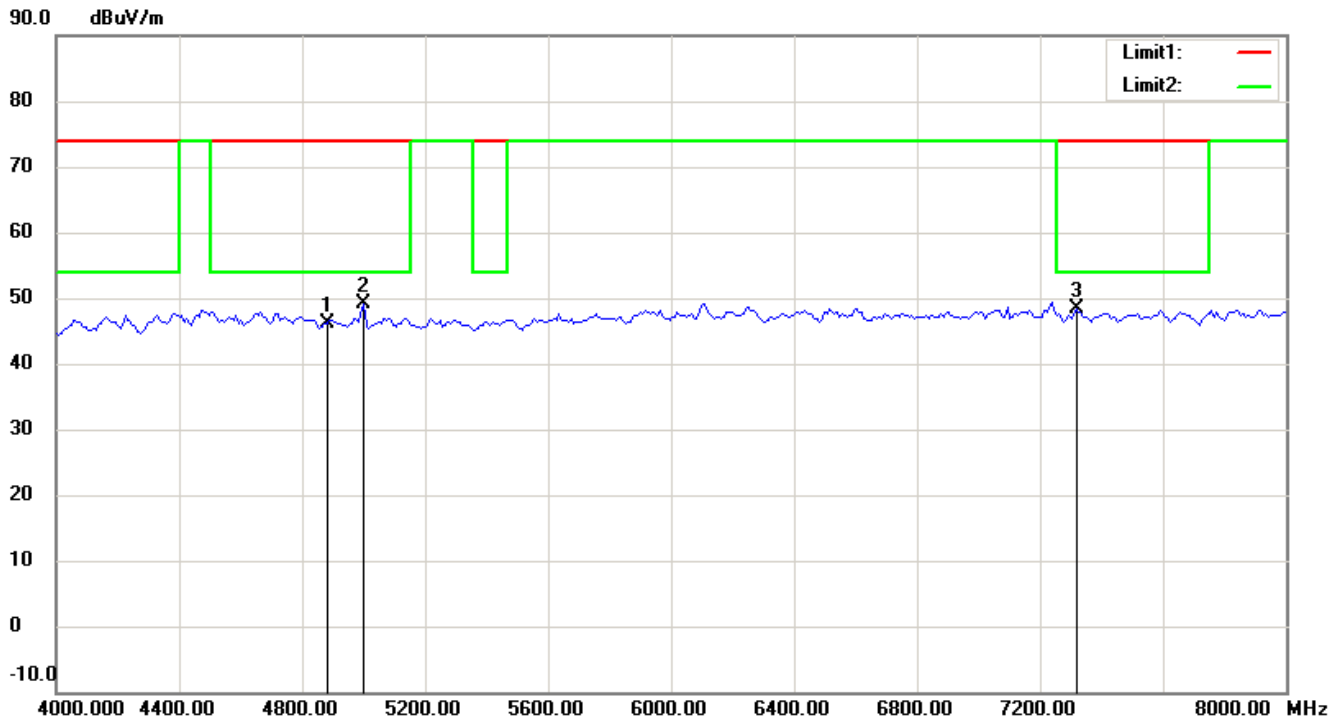
Up Line: Peak Limit Line, Down Line: Ave Limit Line

- 1 The attached measurement plots are preliminarily pre-scanned with peak detector for determining the final checking frequencies and are for reference only.
- 2 The some frequencies may exceed the limit line without the specified detectors, but that cannot present the results are failed to the specification of test standard.
- 3 For corrected test results are listed in the relevant table of radiated test data of this test report.



Registration number: W6D21109-11842-C-1

FCC ID: YV8-DA1101



Note:

Up Line: Peak Limit Line, Down Line: Ave Limit Line

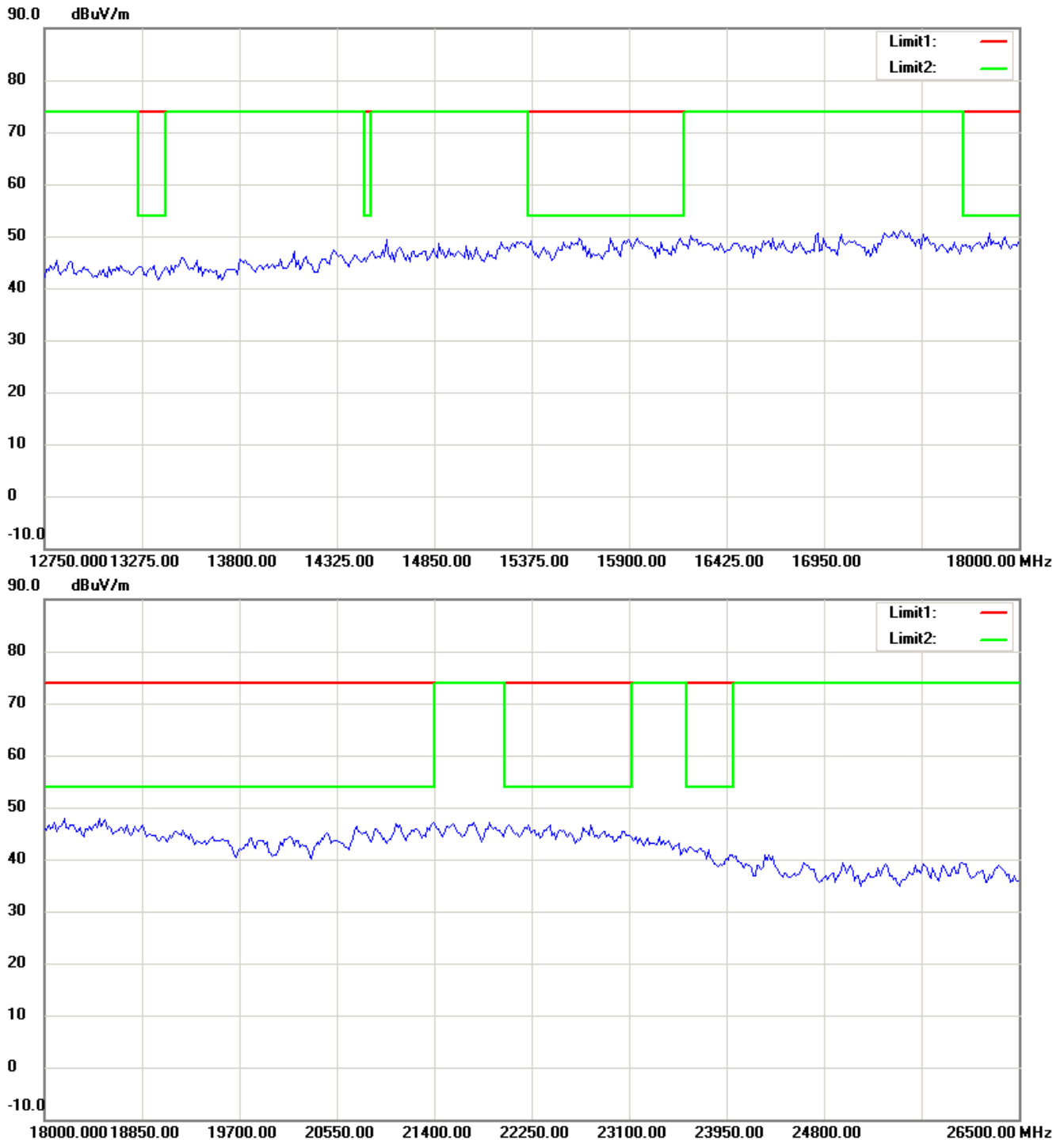
- 1 The attached measurement plots are preliminarily pre-scanned with peak detector for determining the final checking frequencies and are for reference only.
- 2 The some frequencies may exceed the limit line without the specified detectors, but that cannot present the results are failed to the specification of test standard.
- 3 For corrected test results are listed in the relevant table of radiated test data of this test report.



Worldwide Testing Services(Taiwan) Co., Ltd.

Registration number: W6D21109-11842-C-1

FCC ID: YV8-DA1101



Note:

Up Line: Peak Limit Line, Down Line: Ave Limit Line

- 1 The attached measurement plots are preliminarily pre-scanned with peak detector for determining the final checking frequencies and are for reference only.
- 2 The some frequencies may exceed the limit line without the specified detectors, but that cannot present the results are failed to the specification of test standard.
- 3 For corrected test results are listed in the relevant table of radiated test data of this test report.

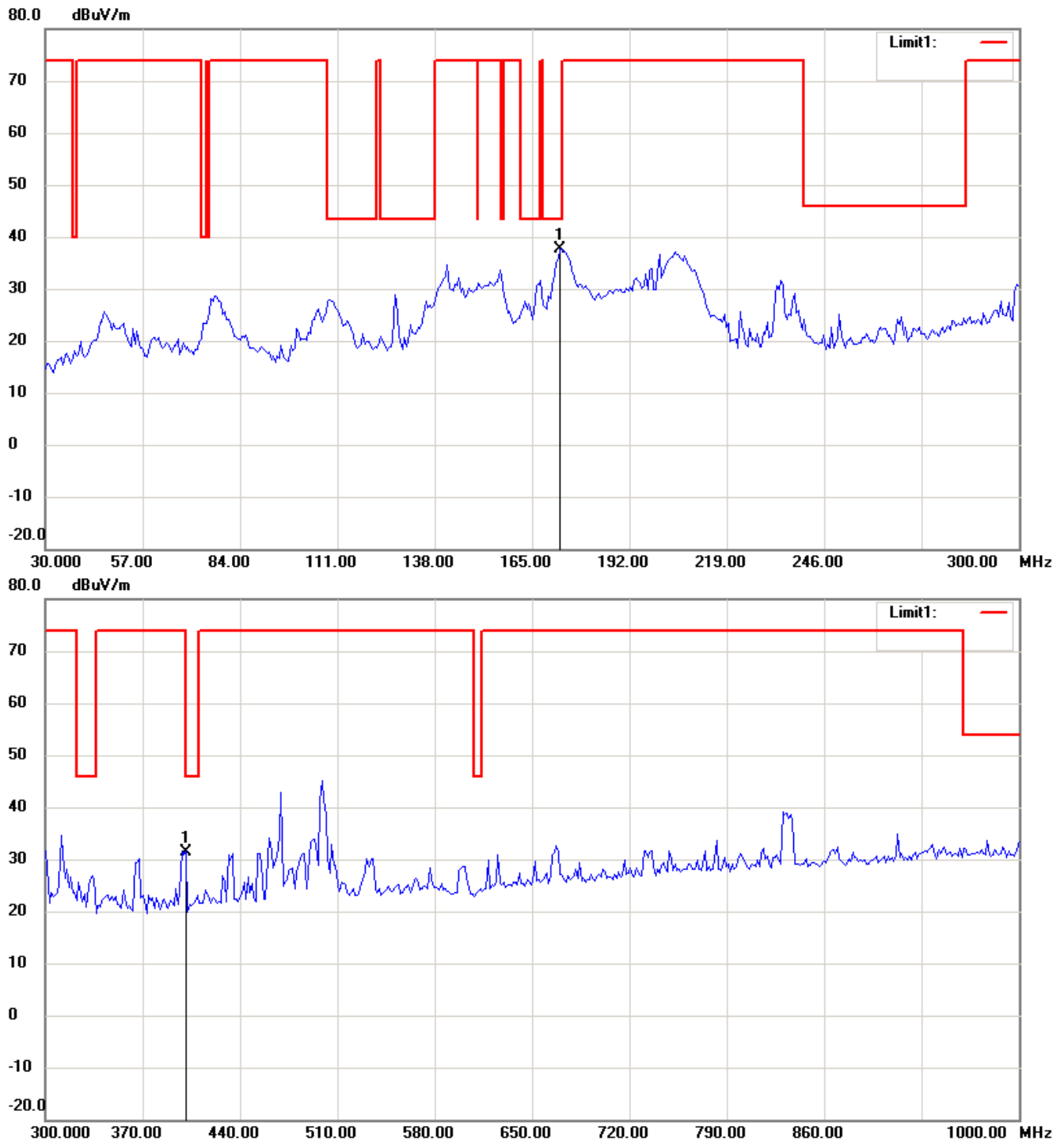


Worldwide Testing Services(Taiwan) Co., Ltd.

Registration number: W6D21109-11842-C-1

FCC ID: YV8-DA1101

Antenna Polarization V



Note:

Up Line: Peak Limit Line, Down Line: Ave Limit Line

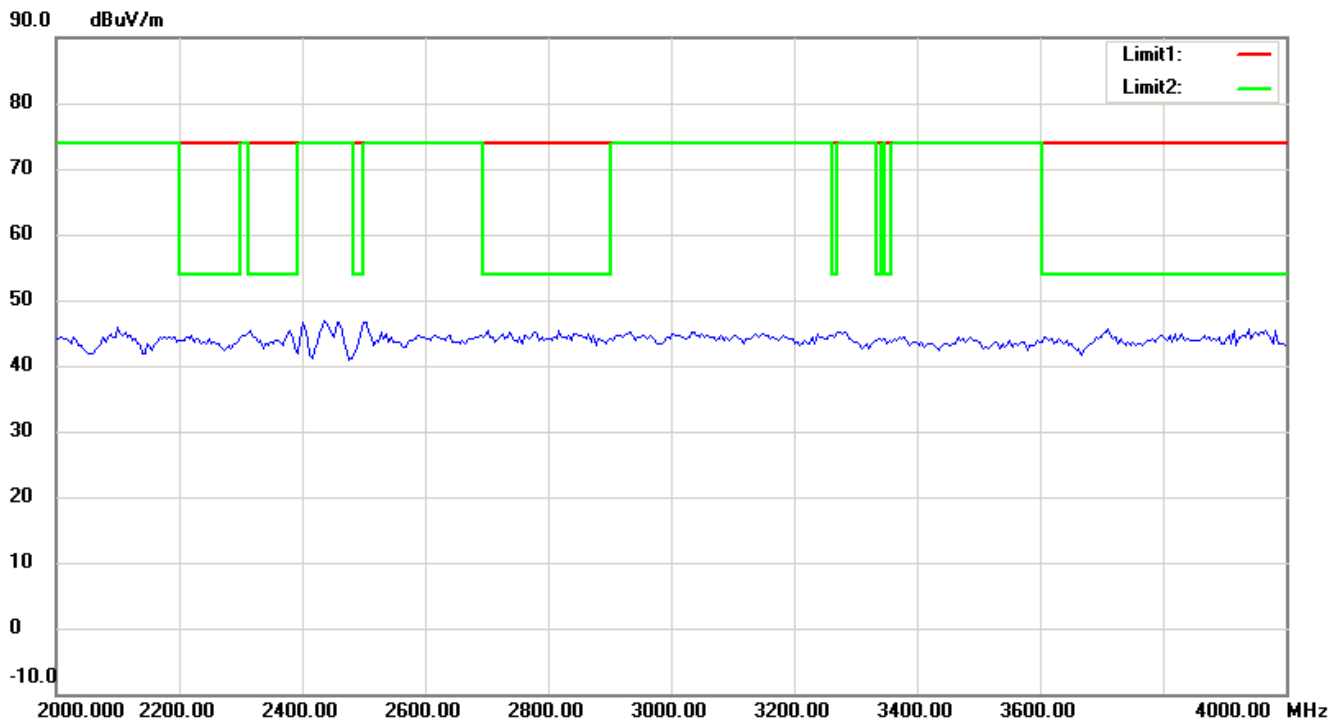
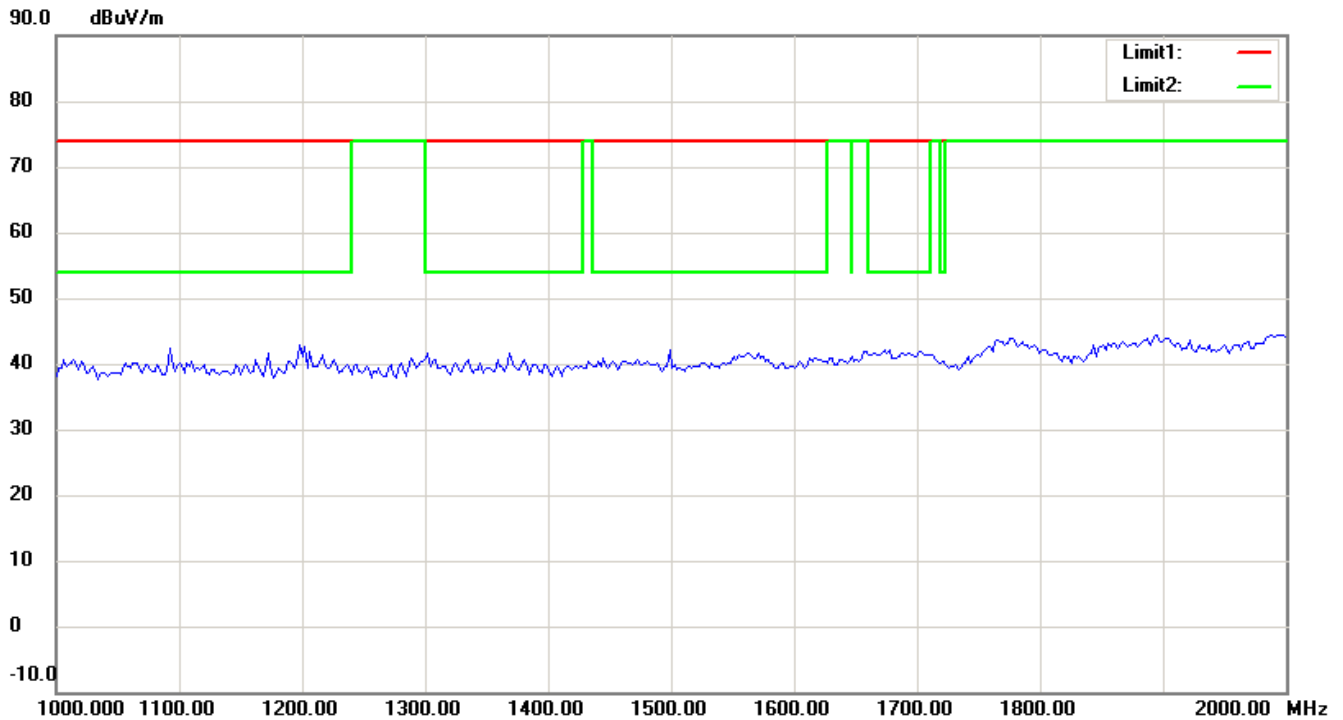
- 1 The attached measurement plots are preliminarily pre-scanned with peak detector for determining the final checking frequencies and are for reference only.
- 2 The some frequencies may exceed the limit line without the specified detectors, but that cannot present the results are failed to the specification of test standard.
- 3 For corrected test results are listed in the relevant table of radiated test data of this test report.



Worldwide Testing Services(Taiwan) Co., Ltd.

Registration number: W6D21109-11842-C-1

FCC ID: YV8-DA1101



Note:

Up Line: Peak Limit Line, Down Line: Ave Limit Line

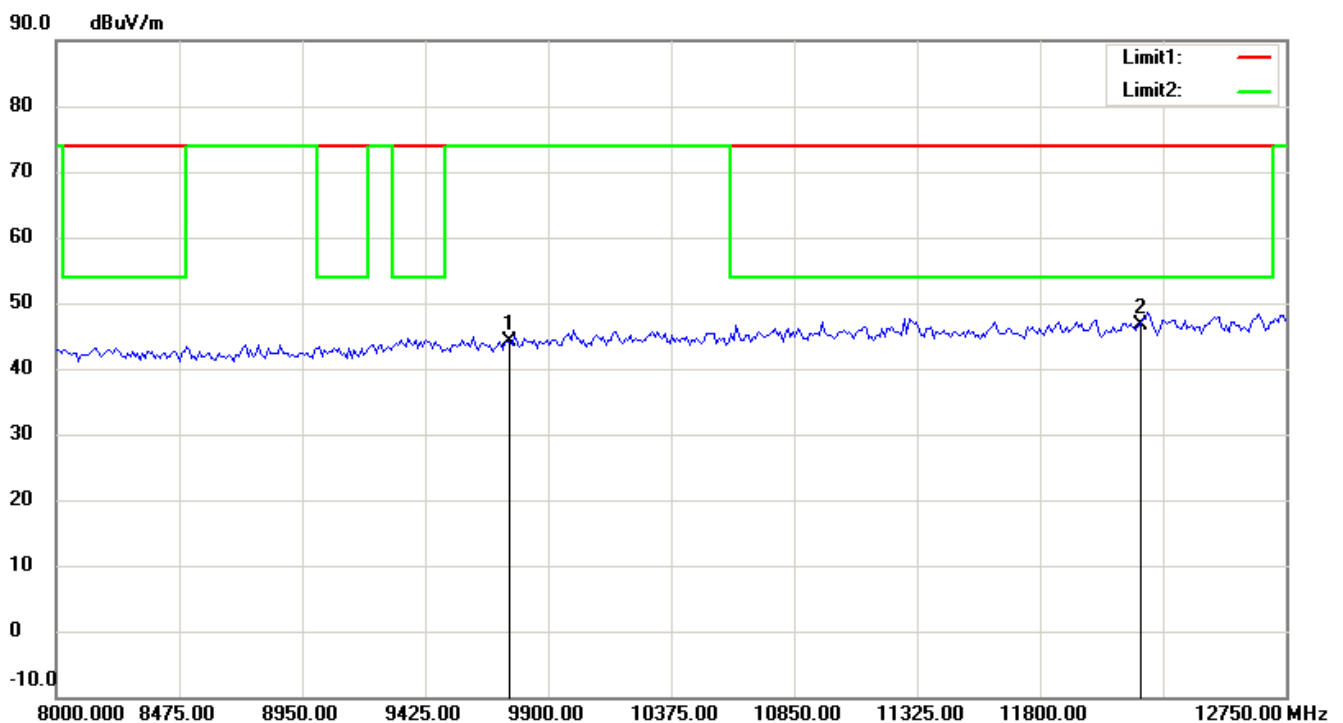
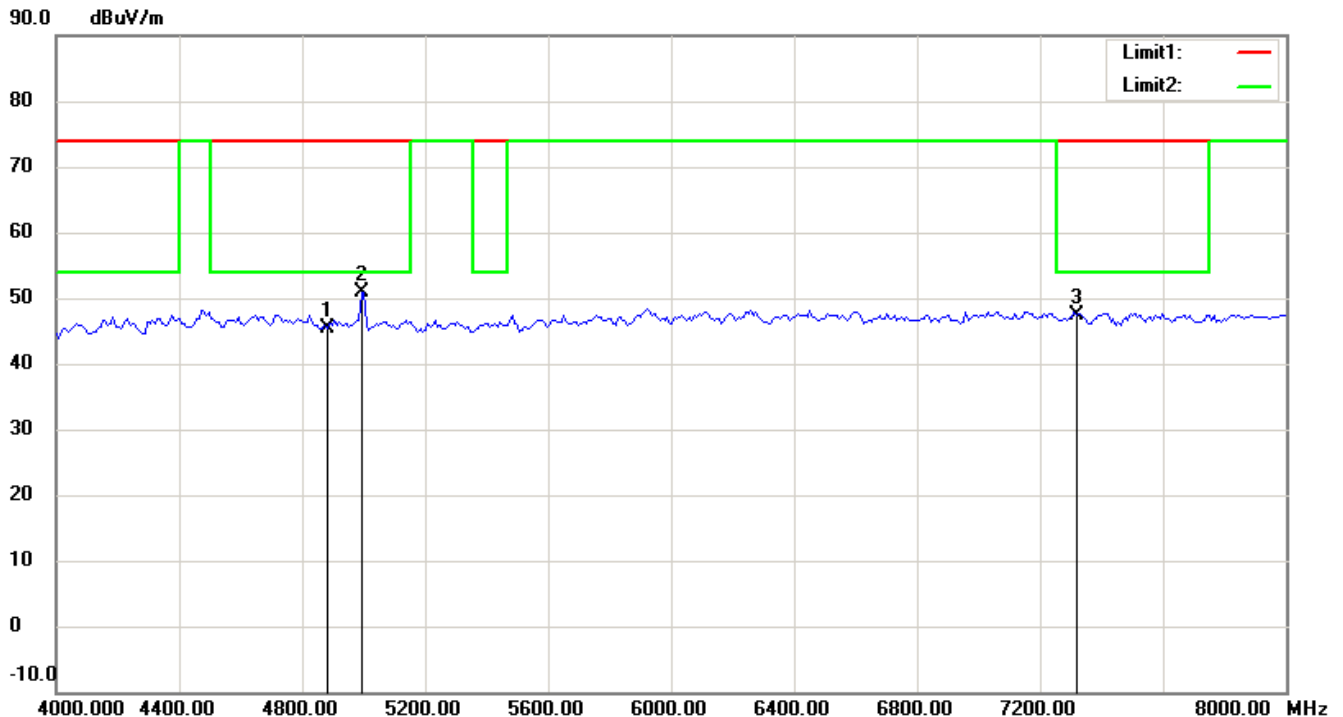
- 1 The attached measurement plots are preliminarily pre-scanned with peak detector for determining the final checking frequencies and are for reference only.
- 2 The some frequencies may exceed the limit line without the specified detectors, but that cannot present the results are failed to the specification of test standard.
- 3 For corrected test results are listed in the relevant table of radiated test data of this test report.



Worldwide Testing Services(Taiwan) Co., Ltd.

Registration number: W6D21109-11842-C-1

FCC ID: YV8-DA1101



Note:

Up Line: Peak Limit Line, Down Line: Ave Limit Line

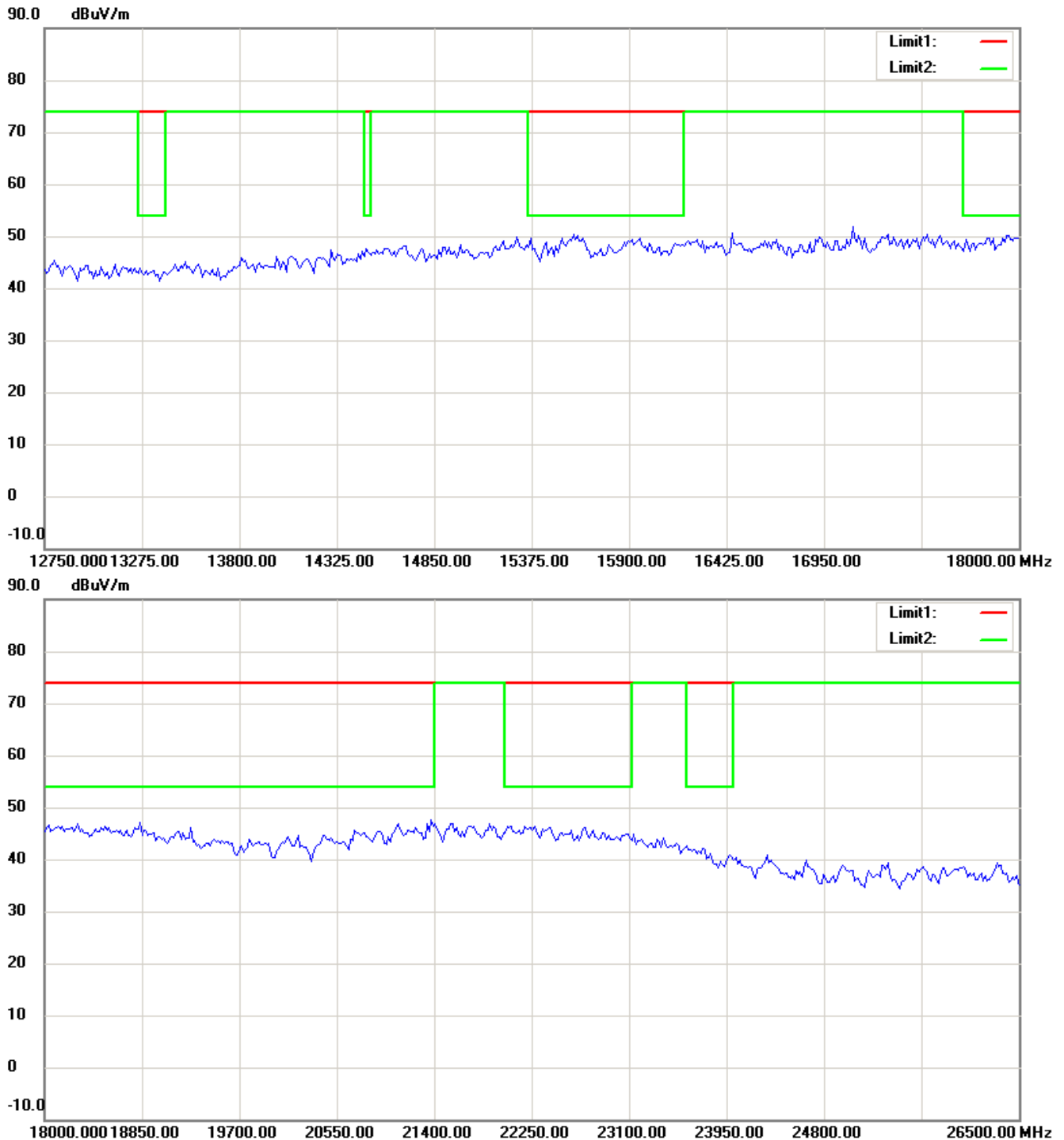
- 1 The attached measurement plots are preliminarily pre-scanned with peak detector for determining the final checking frequencies and are for reference only.
- 2 The some frequencies may exceed the limit line without the specified detectors, but that cannot present the results are failed to the specification of test standard.
- 3 For corrected test results are listed in the relevant table of radiated test data of this test report.



Worldwide Testing Services(Taiwan) Co., Ltd.

Registration number: W6D21109-11842-C-1

FCC ID: YV8-DA1101



Note:

Up Line: Peak Limit Line, Down Line: Ave Limit Line

- 1 The attached measurement plots are preliminarily pre-scanned with peak detector for determining the final checking frequencies and are for reference only.
- 2 The some frequencies may exceed the limit line without the specified detectors, but that cannot present the results are failed to the specification of test standard.
- 3 For corrected test results are listed in the relevant table of radiated test data of this test report.



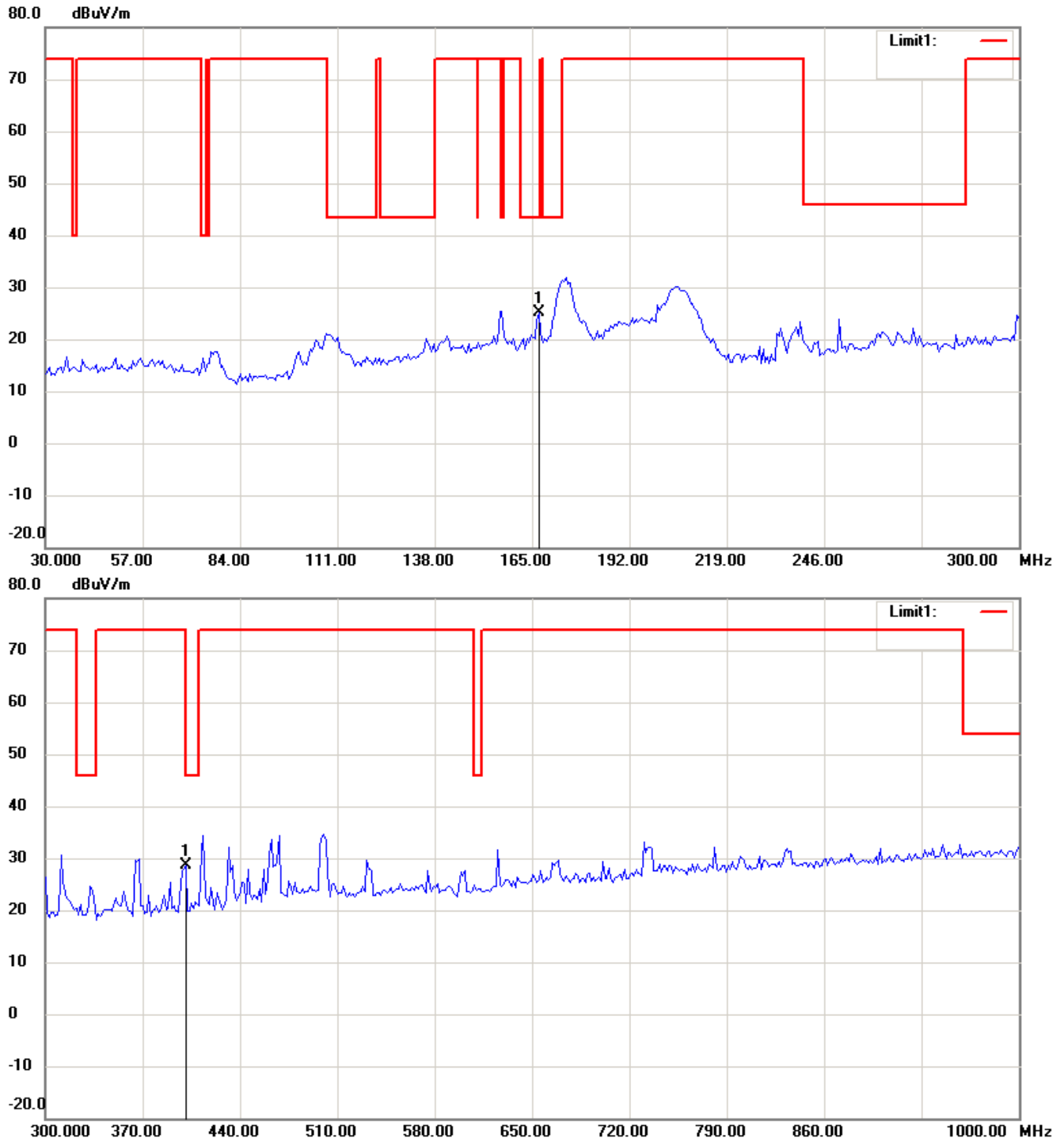
Worldwide Testing Services(Taiwan) Co., Ltd.

Registration number: W6D21109-11842-C-1

FCC ID: YV8-DA1101

802.11b Channel 11

Antenna Polarization H



Note:

Up Line: Peak Limit Line, Down Line: Ave Limit Line

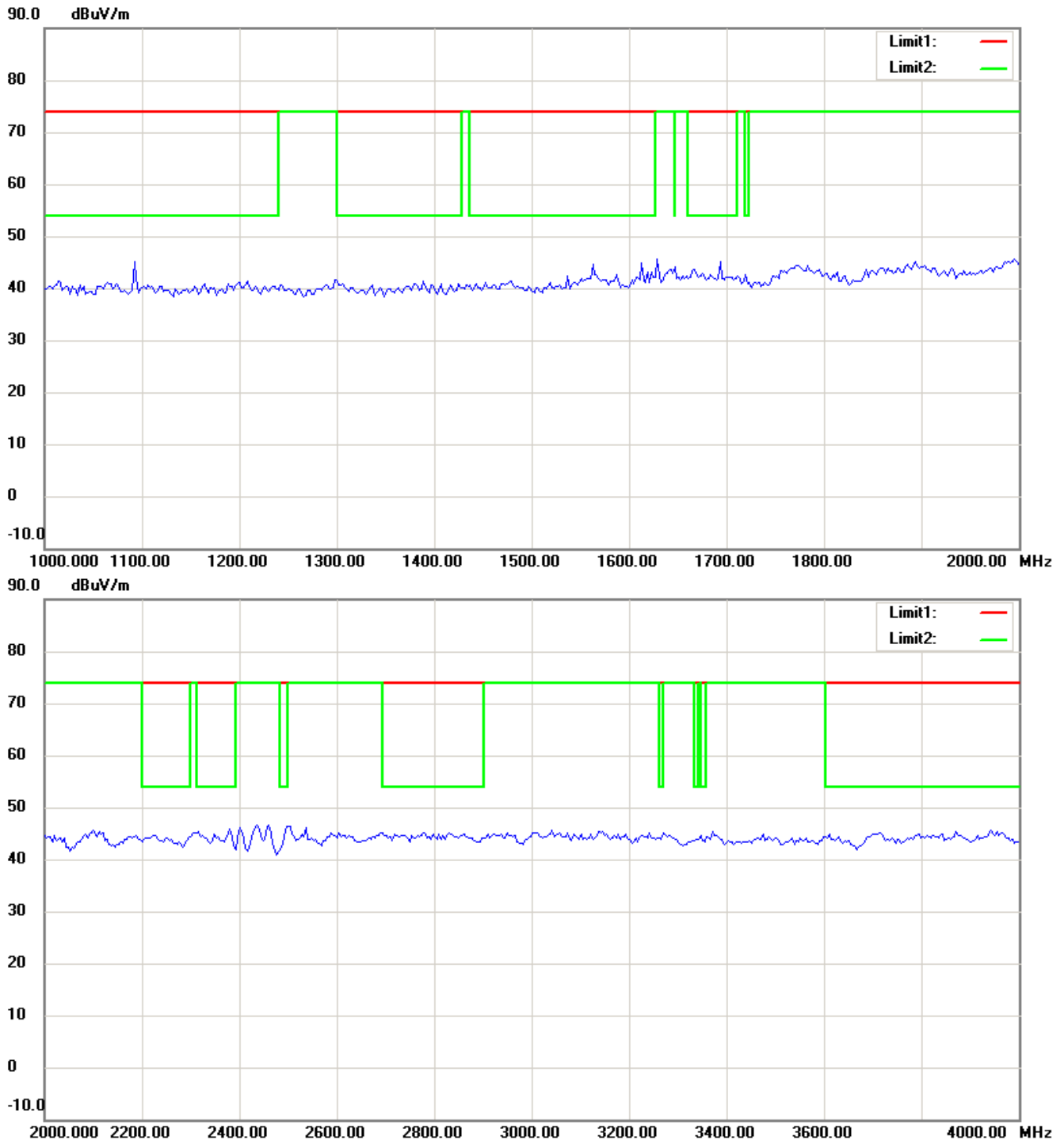
- 1 The attached measurement plots are preliminarily pre-scanned with peak detector for determining the final checking frequencies and are for reference only.
- 2 The some frequencies may exceed the limit line without the specified detectors, but that cannot present the results are failed to the specification of test standard.
- 3 For corrected test results are listed in the relevant table of radiated test data of this test report.



Worldwide Testing Services(Taiwan) Co., Ltd.

Registration number: W6D21109-11842-C-1

FCC ID: YV8-DA1101



Note:

Up Line: Peak Limit Line, Down Line: Ave Limit Line

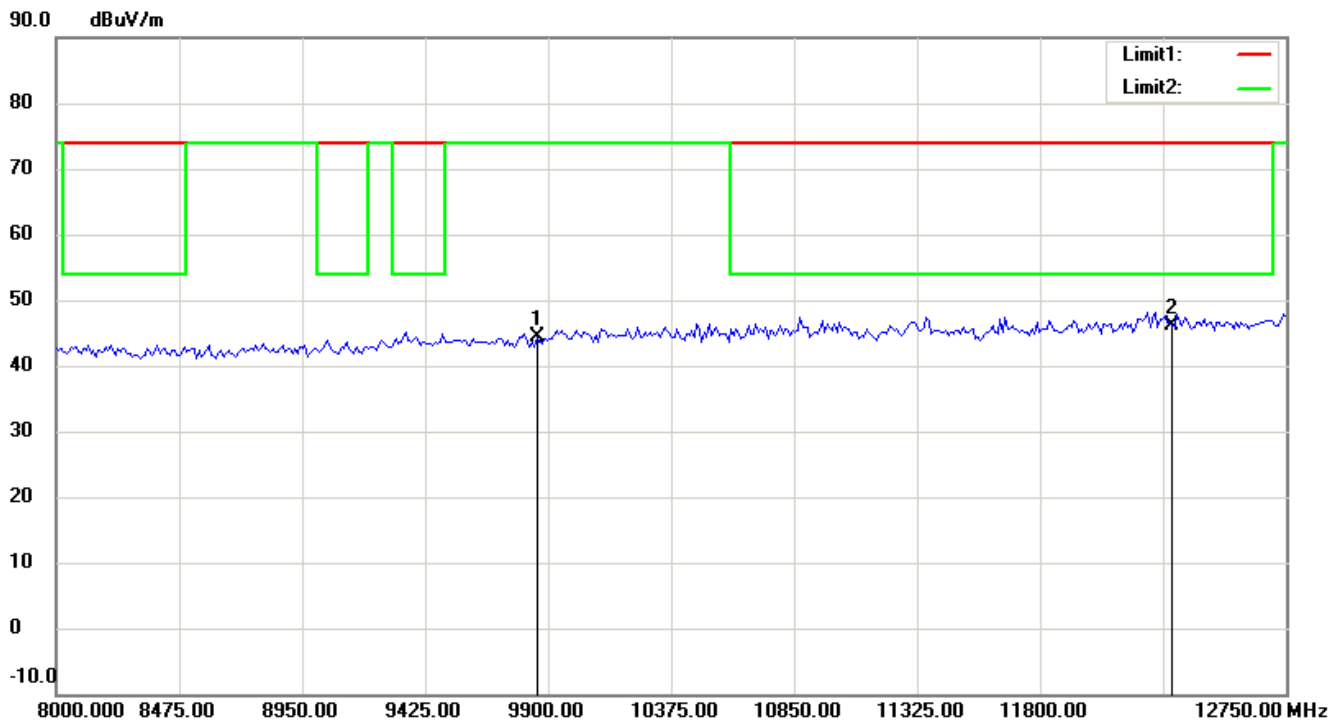
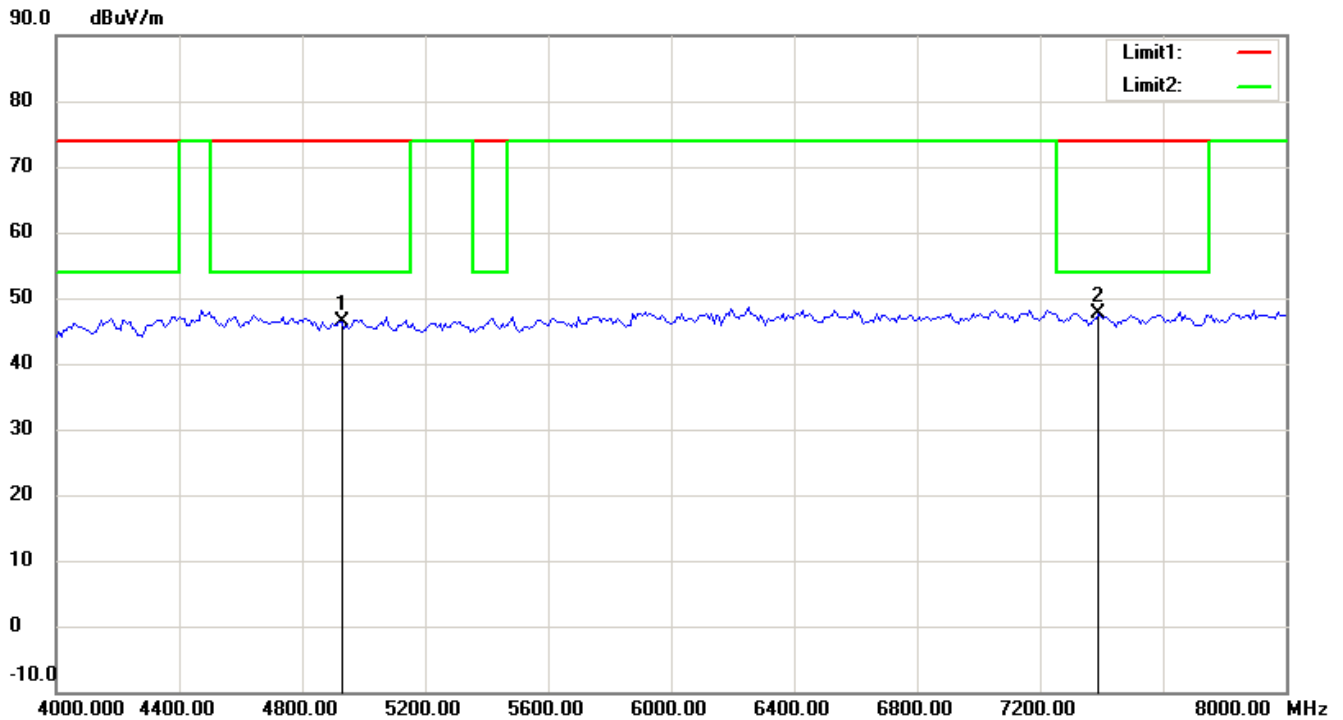
- 1 The attached measurement plots are preliminarily pre-scanned with peak detector for determining the final checking frequencies and are for reference only.
- 2 The some frequencies may exceed the limit line without the specified detectors, but that cannot present the results are failed to the specification of test standard.
- 3 For corrected test results are listed in the relevant table of radiated test data of this test report.



Worldwide Testing Services(Taiwan) Co., Ltd.

Registration number: W6D21109-11842-C-1

FCC ID: YV8-DA1101



Note:

Up Line: Peak Limit Line, Down Line: Ave Limit Line

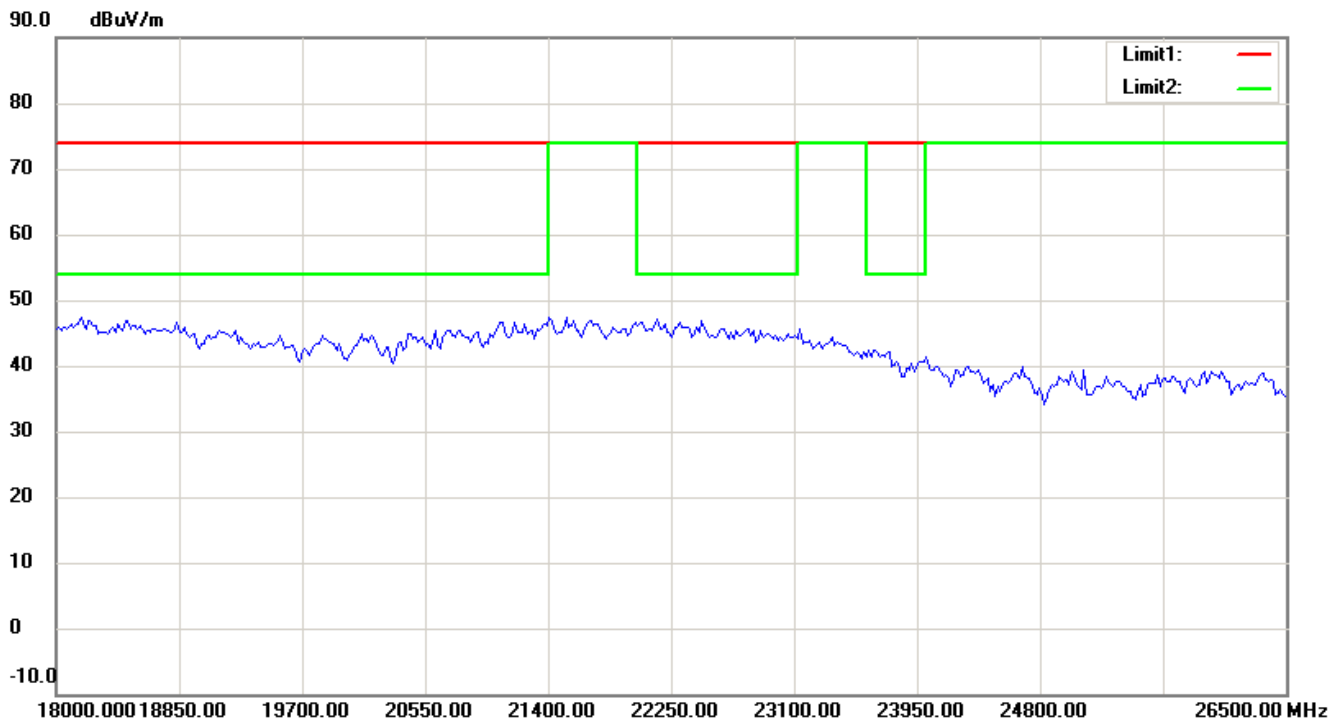
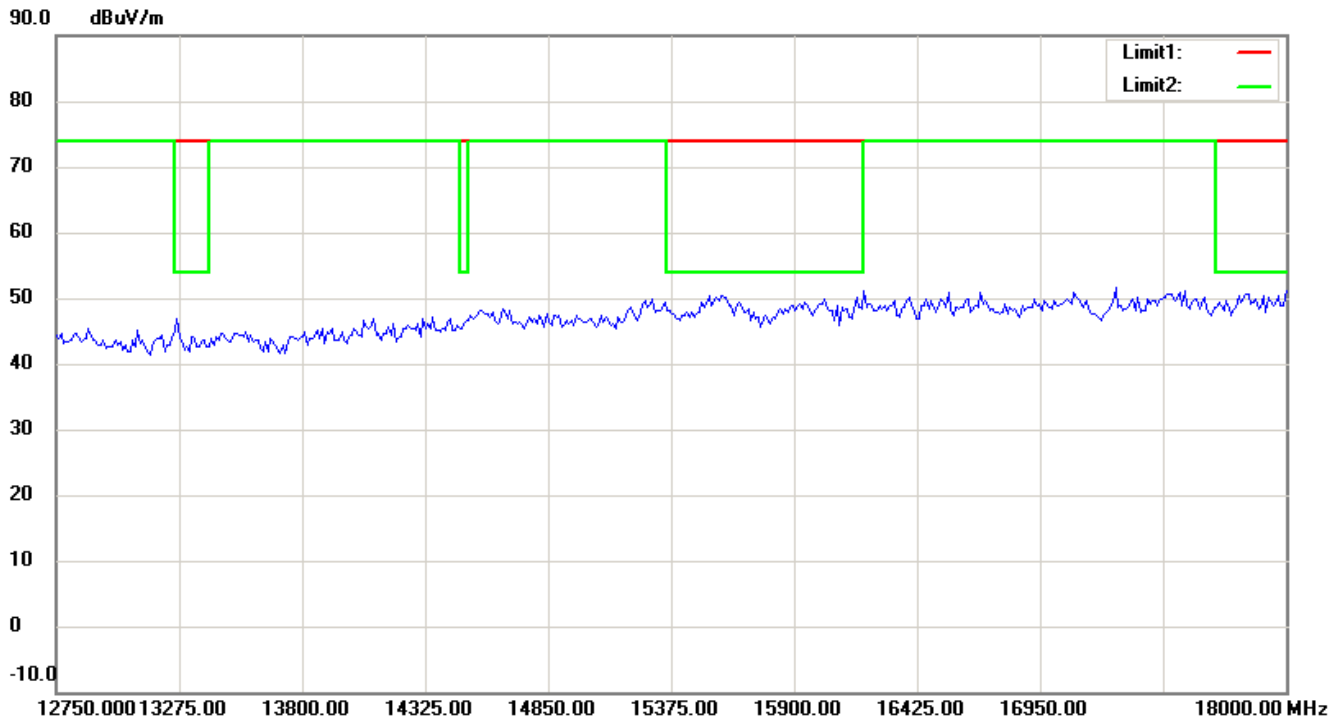
- 1 The attached measurement plots are preliminarily pre-scanned with peak detector for determining the final checking frequencies and are for reference only.
- 2 The some frequencies may exceed the limit line without the specified detectors, but that cannot present the results are failed to the specification of test standard.
- 3 For corrected test results are listed in the relevant table of radiated test data of this test report.



Worldwide Testing Services(Taiwan) Co., Ltd.

Registration number: W6D21109-11842-C-1

FCC ID: YV8-DA1101



Note:

Up Line: Peak Limit Line, Down Line: Ave Limit Line

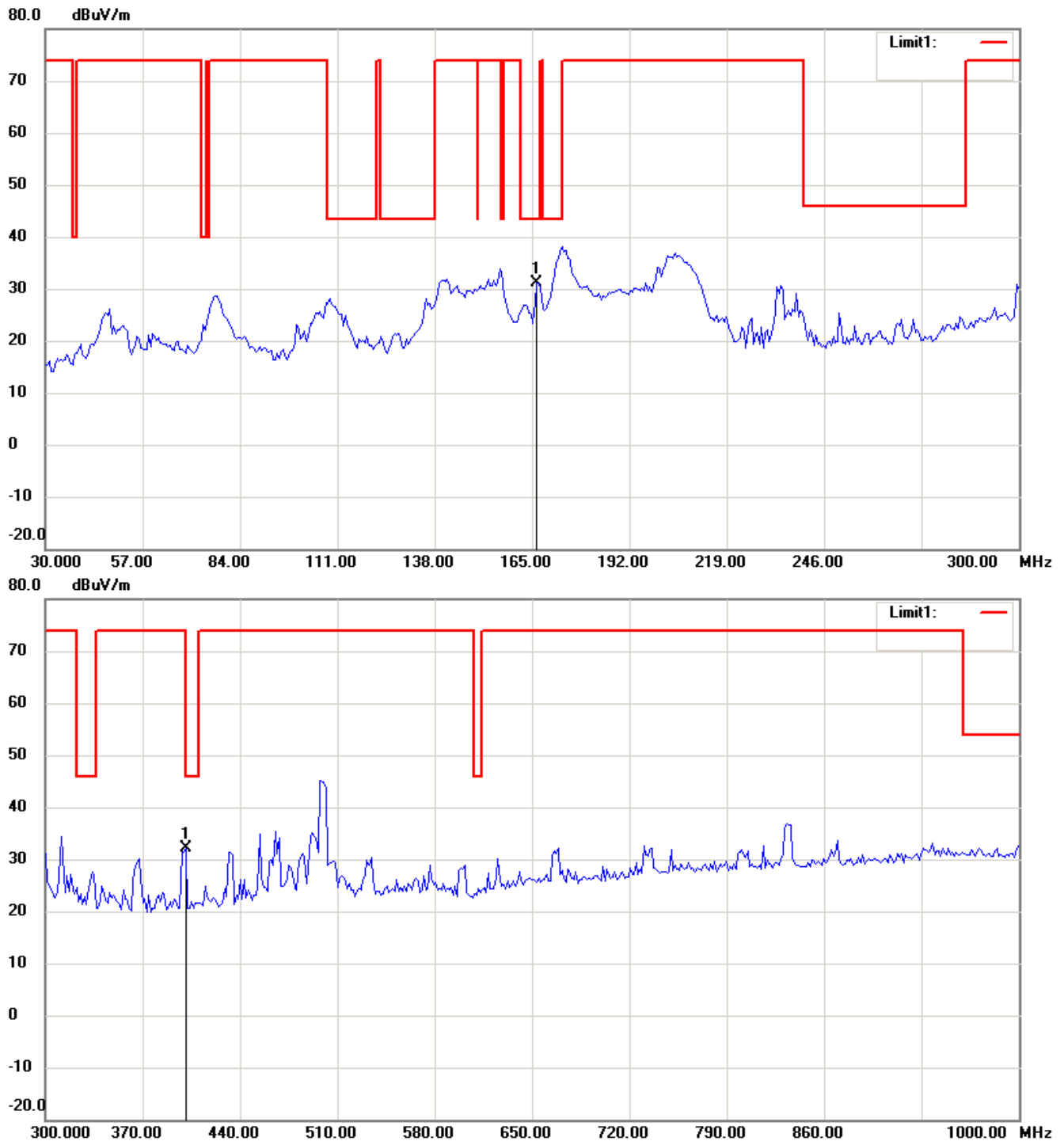
- 1 The attached measurement plots are preliminarily pre-scanned with peak detector for determining the final checking frequencies and are for reference only.
- 2 The some frequencies may exceed the limit line without the specified detectors, but that cannot present the results are failed to the specification of test standard.
- 3 For corrected test results are listed in the relevant table of radiated test data of this test report.



Registration number: W6D21109-11842-C-1

FCC ID: YV8-DA1101

Antenna Polarization V



Note:

Up Line: Peak Limit Line, Down Line: Ave Limit Line

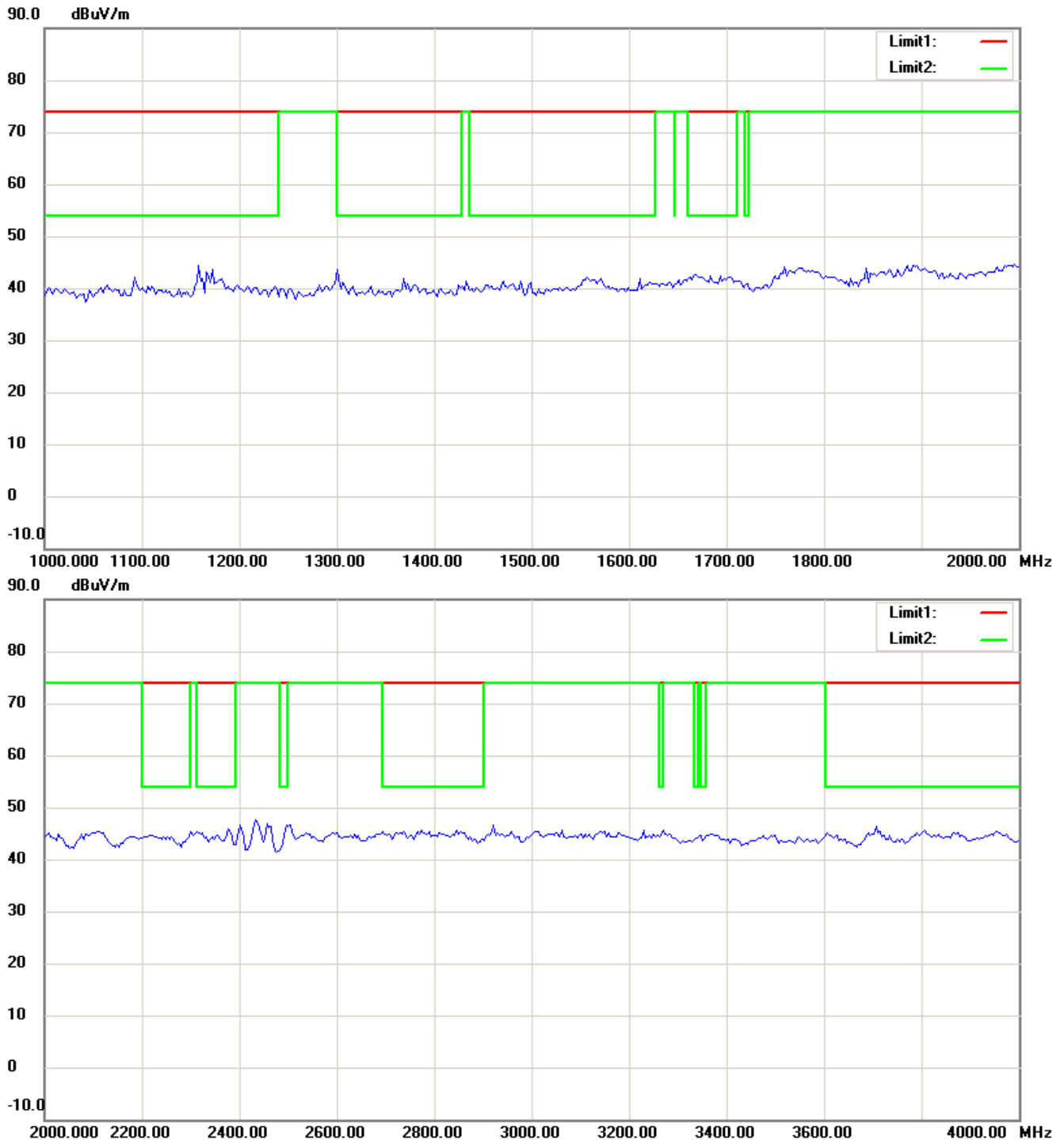
- 1 The attached measurement plots are preliminarily pre-scanned with peak detector for determining the final checking frequencies and are for reference only.
- 2 The some frequencies may exceed the limit line without the specified detectors, but that cannot present the results are failed to the specification of test standard.
- 3 For corrected test results are listed in the relevant table of radiated test data of this test report.



Worldwide Testing Services(Taiwan) Co., Ltd.

Registration number: W6D21109-11842-C-1

FCC ID: YV8-DA1101



Note:

Up Line: Peak Limit Line, Down Line: Ave Limit Line

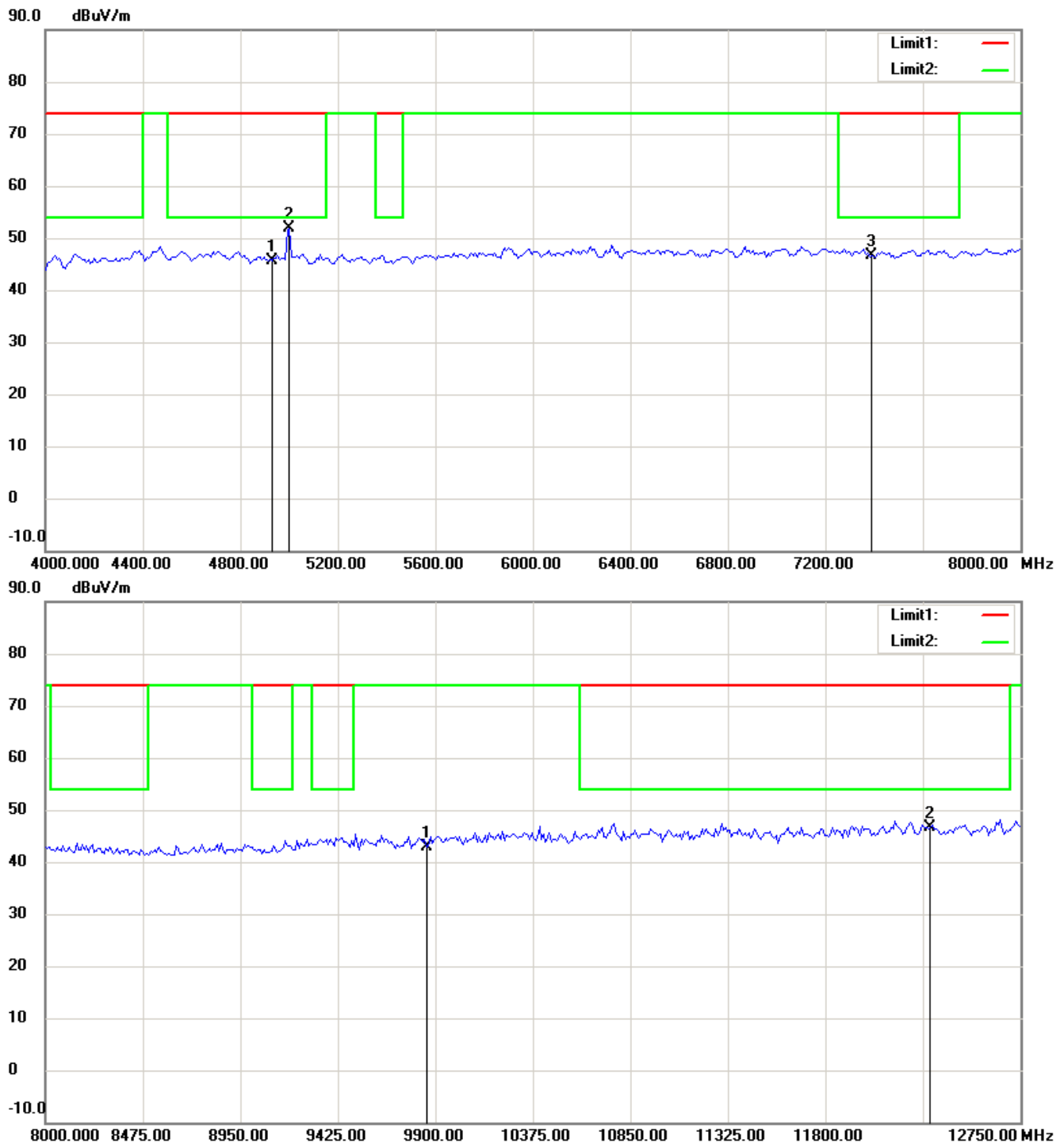
- 1 The attached measurement plots are preliminarily pre-scanned with peak detector for determining the final checking frequencies and are for reference only.
- 2 The some frequencies may exceed the limit line without the specified detectors, but that cannot present the results are failed to the specification of test standard.
- 3 For corrected test results are listed in the relevant table of radiated test data of this test report.



Worldwide Testing Services(Taiwan) Co., Ltd.

Registration number: W6D21109-11842-C-1

FCC ID: YV8-DA1101



Note:

Up Line: Peak Limit Line, Down Line: Ave Limit Line

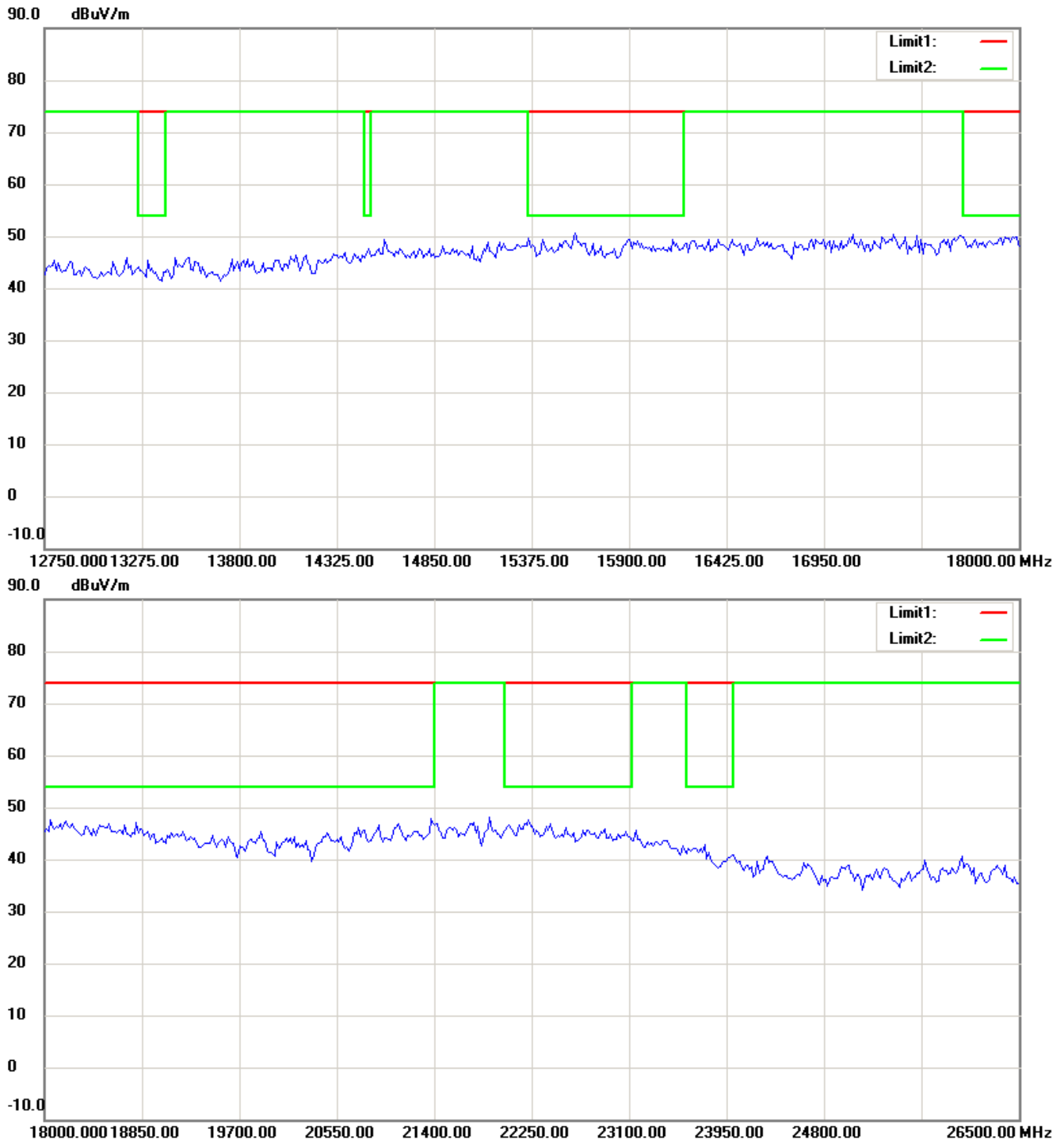
- 1 The attached measurement plots are preliminarily pre-scanned with peak detector for determining the final checking frequencies and are for reference only.
- 2 The some frequencies may exceed the limit line without the specified detectors, but that cannot present the results are failed to the specification of test standard.
- 3 For corrected test results are listed in the relevant table of radiated test data of this test report.



Worldwide Testing Services(Taiwan) Co., Ltd.

Registration number: W6D21109-11842-C-1

FCC ID: YV8-DA1101



Note:

Up Line: Peak Limit Line, Down Line: Ave Limit Line

- 1 The attached measurement plots are preliminarily pre-scanned with peak detector for determining the final checking frequencies and are for reference only.
- 2 The some frequencies may exceed the limit line without the specified detectors, but that cannot present the results are failed to the specification of test standard.
- 3 For corrected test results are listed in the relevant table of radiated test data of this test report.



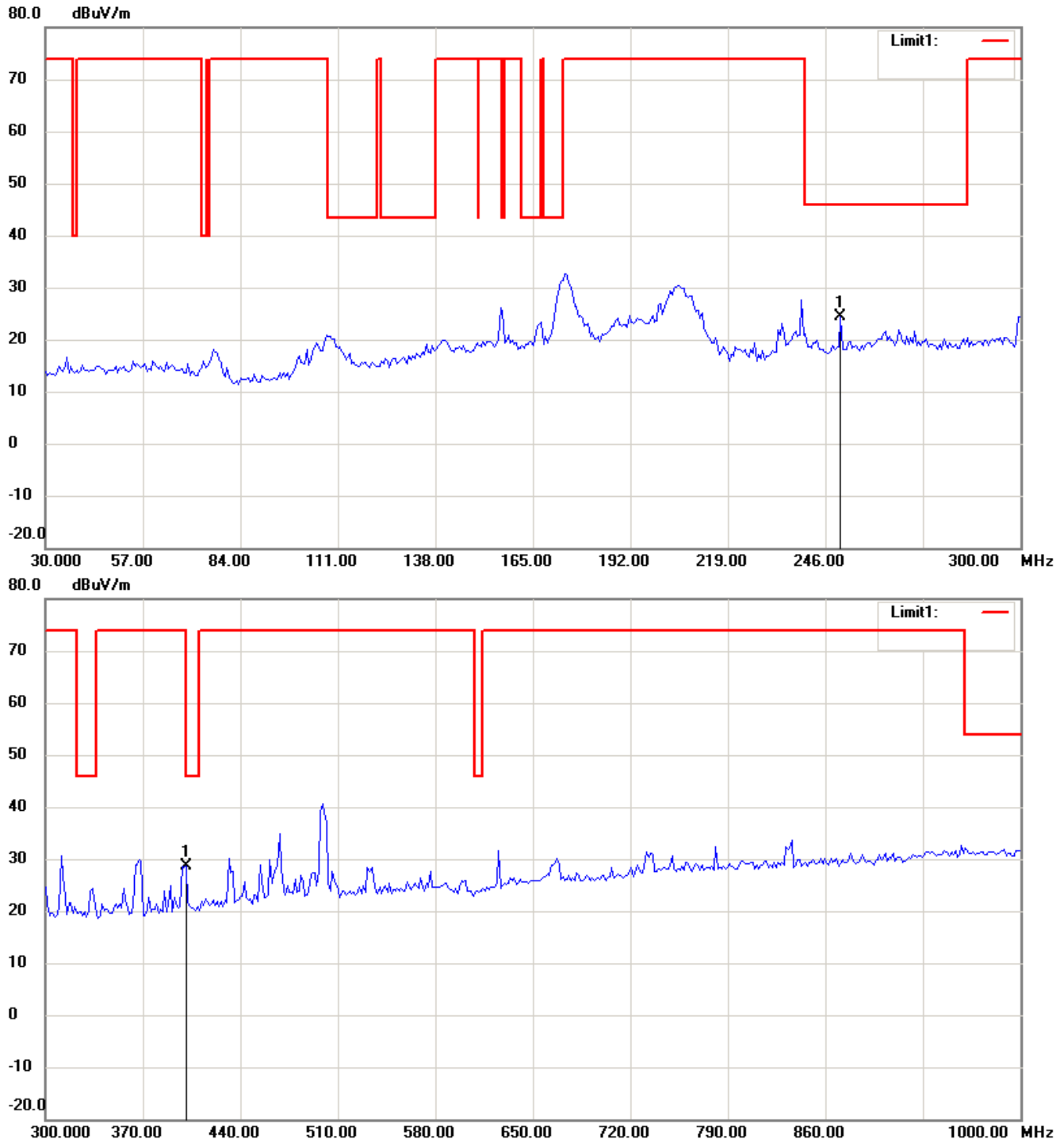
Worldwide Testing Services(Taiwan) Co., Ltd.

Registration number: W6D21109-11842-C-1

FCC ID: YV8-DA1101

802.11g Channel 1

Antenna Polarization H



Note:

Up Line: Peak Limit Line, Down Line: Ave Limit Line

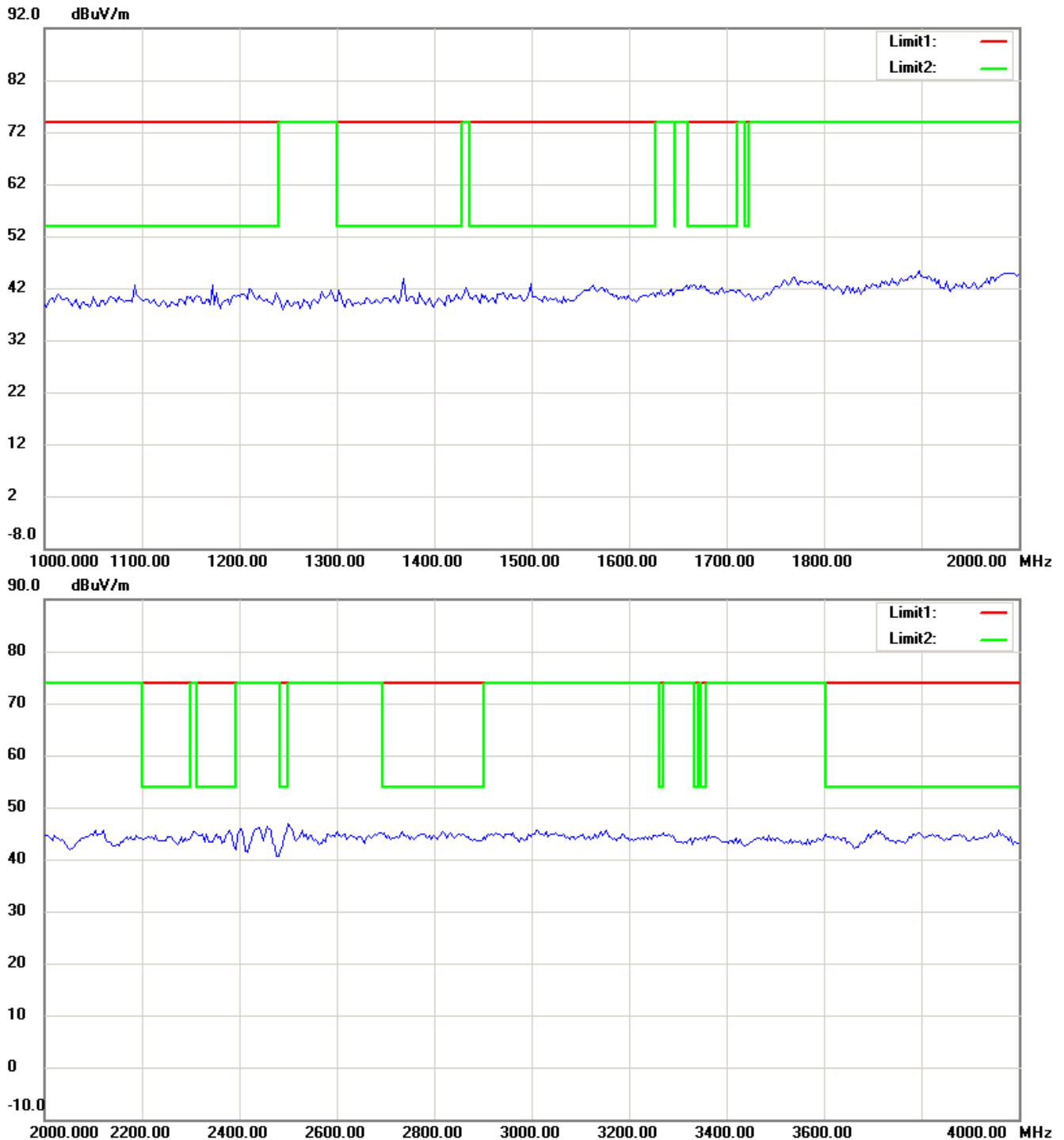
- 1 The attached measurement plots are preliminarily pre-scanned with peak detector for determining the final checking frequencies and are for reference only.
- 2 The some frequencies may exceed the limit line without the specified detectors, but that cannot present the results are failed to the specification of test standard.
- 3 For corrected test results are listed in the relevant table of radiated test data of this test report.



Worldwide Testing Services(Taiwan) Co., Ltd.

Registration number: W6D21109-11842-C-1

FCC ID: YV8-DA1101



Note:

Up Line: Peak Limit Line, Down Line: Ave Limit Line

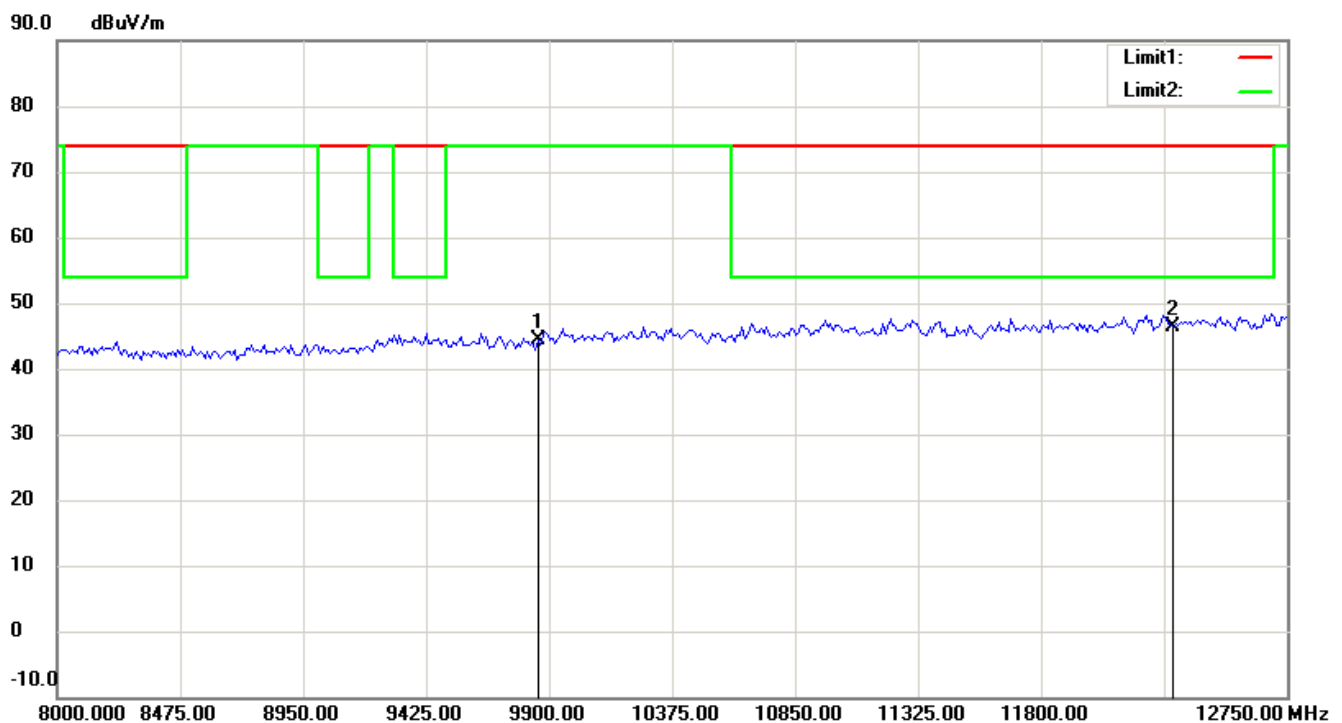
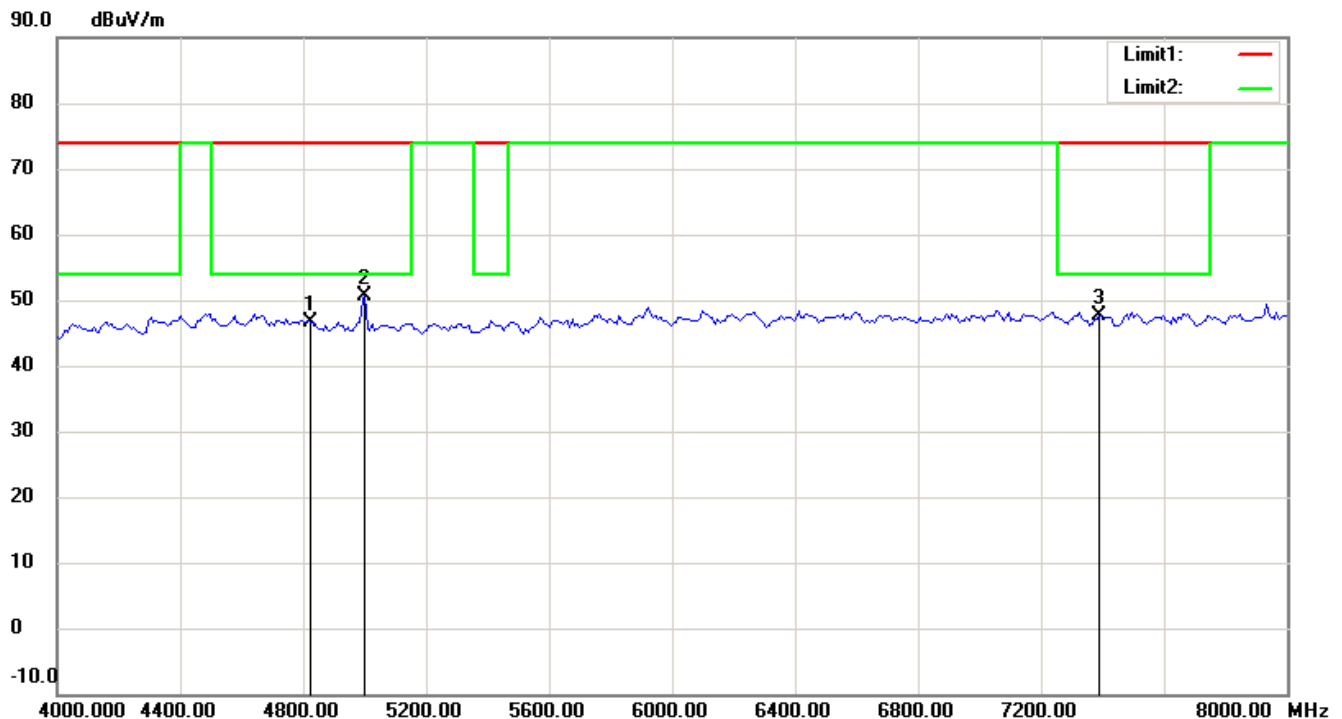
- 1 The attached measurement plots are preliminarily pre-scanned with peak detector for determining the final checking frequencies and are for reference only.
- 2 The some frequencies may exceed the limit line without the specified detectors, but that cannot present the results are failed to the specification of test standard.
- 3 For corrected test results are listed in the relevant table of radiated test data of this test report.



Worldwide Testing Services(Taiwan) Co., Ltd.

Registration number: W6D21109-11842-C-1

FCC ID: YV8-DA1101



Note:

Up Line: Peak Limit Line, Down Line: Ave Limit Line

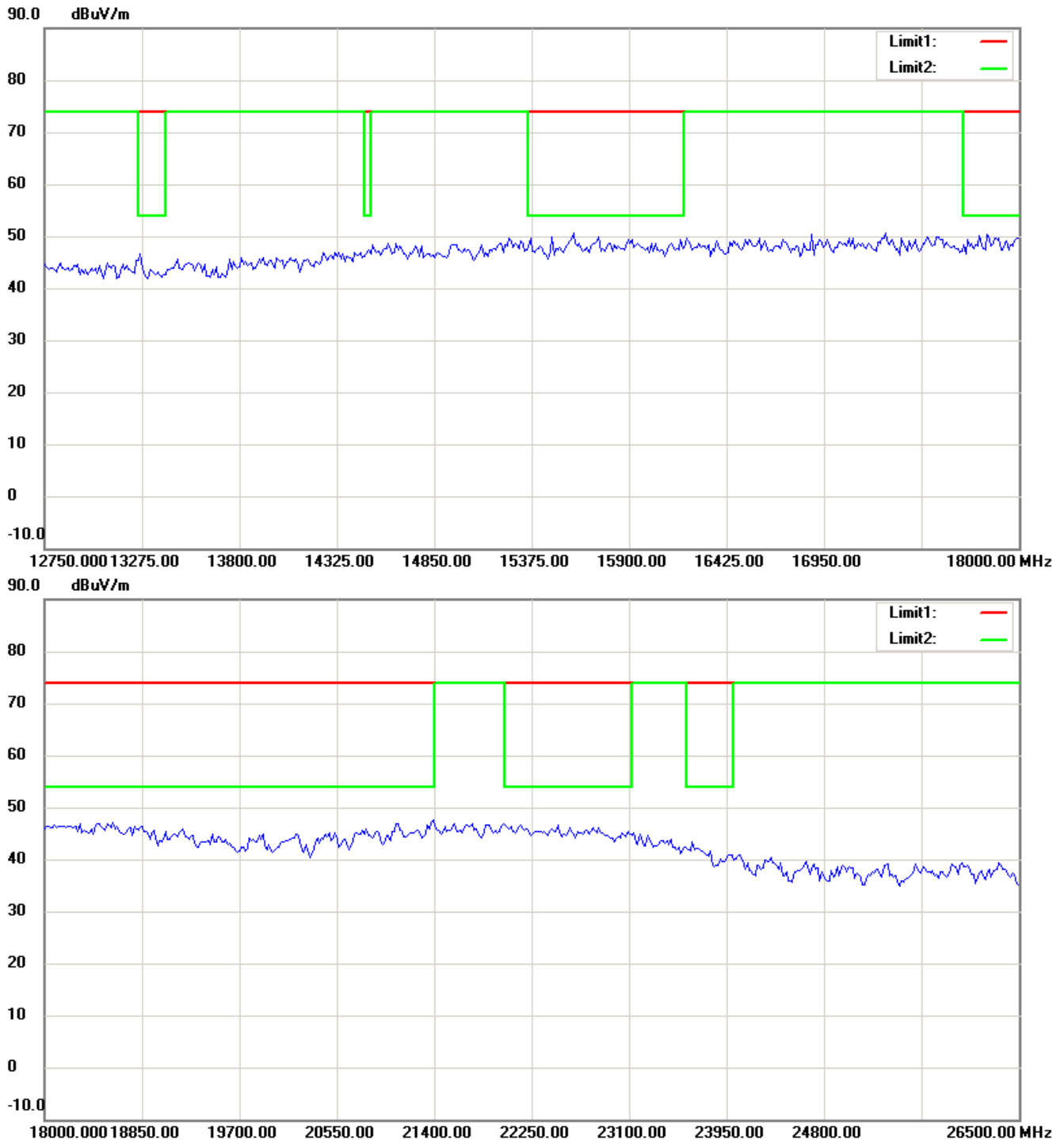
- 1 The attached measurement plots are preliminarily pre-scanned with peak detector for determining the final checking frequencies and are for reference only.
- 2 The some frequencies may exceed the limit line without the specified detectors, but that cannot present the results are failed to the specification of test standard.
- 3 For corrected test results are listed in the relevant table of radiated test data of this test report.



Worldwide Testing Services(Taiwan) Co., Ltd.

Registration number: W6D21109-11842-C-1

FCC ID: YV8-DA1101



Note:

Up Line: Peak Limit Line, Down Line: Ave Limit Line

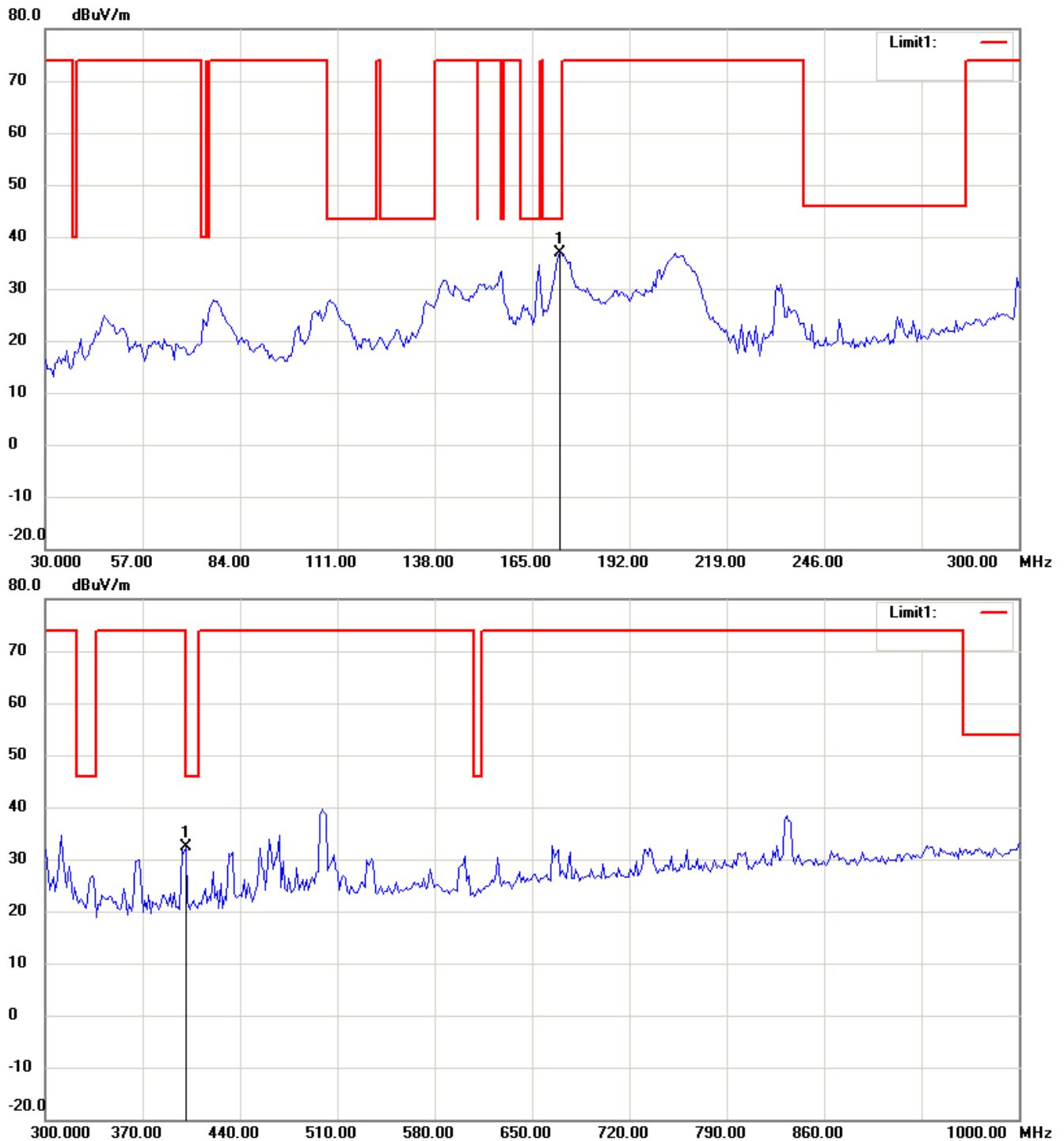
- 1 The attached measurement plots are preliminarily pre-scanned with peak detector for determining the final checking frequencies and are for reference only.
- 2 The some frequencies may exceed the limit line without the specified detectors, but that cannot present the results are failed to the specification of test standard.
- 3 For corrected test results are listed in the relevant table of radiated test data of this test report.



Registration number: W6D21109-11842-C-1

FCC ID: YV8-DA1101

Antenna Polarization V



Note:

Up Line: Peak Limit Line, Down Line: Ave Limit Line

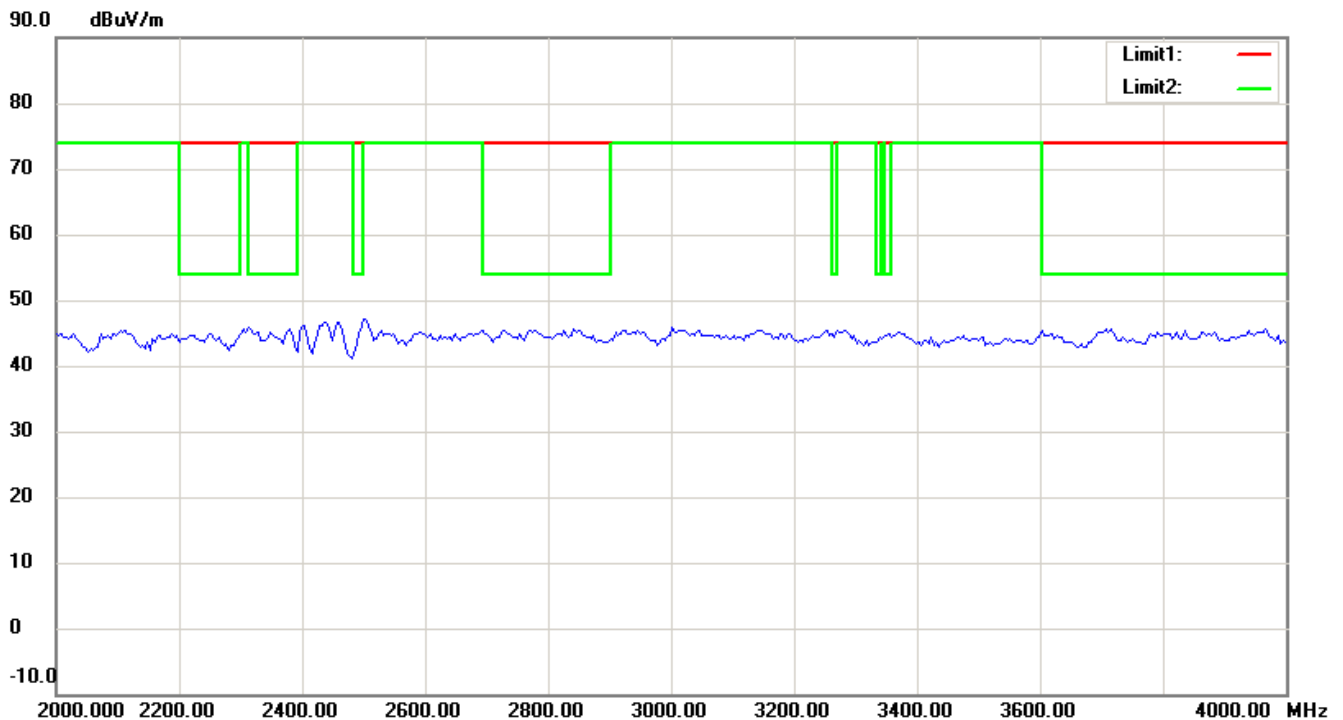
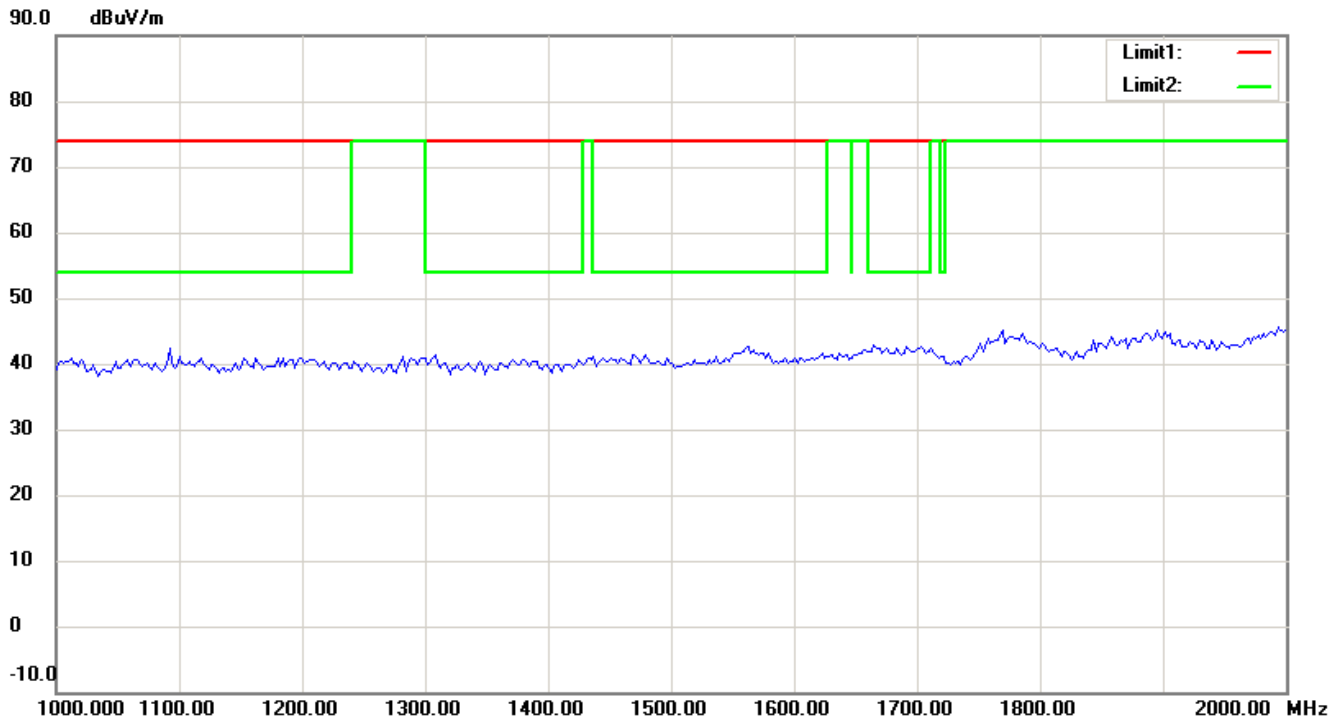
- 1 The attached measurement plots are preliminarily pre-scanned with peak detector for determining the final checking frequencies and are for reference only.
- 2 The some frequencies may exceed the limit line without the specified detectors, but that cannot present the results are failed to the specification of test standard.
- 3 For corrected test results are listed in the relevant table of radiated test data of this test report.



Worldwide Testing Services(Taiwan) Co., Ltd.

Registration number: W6D21109-11842-C-1

FCC ID: YV8-DA1101



Note:

Up Line: Peak Limit Line, Down Line: Ave Limit Line

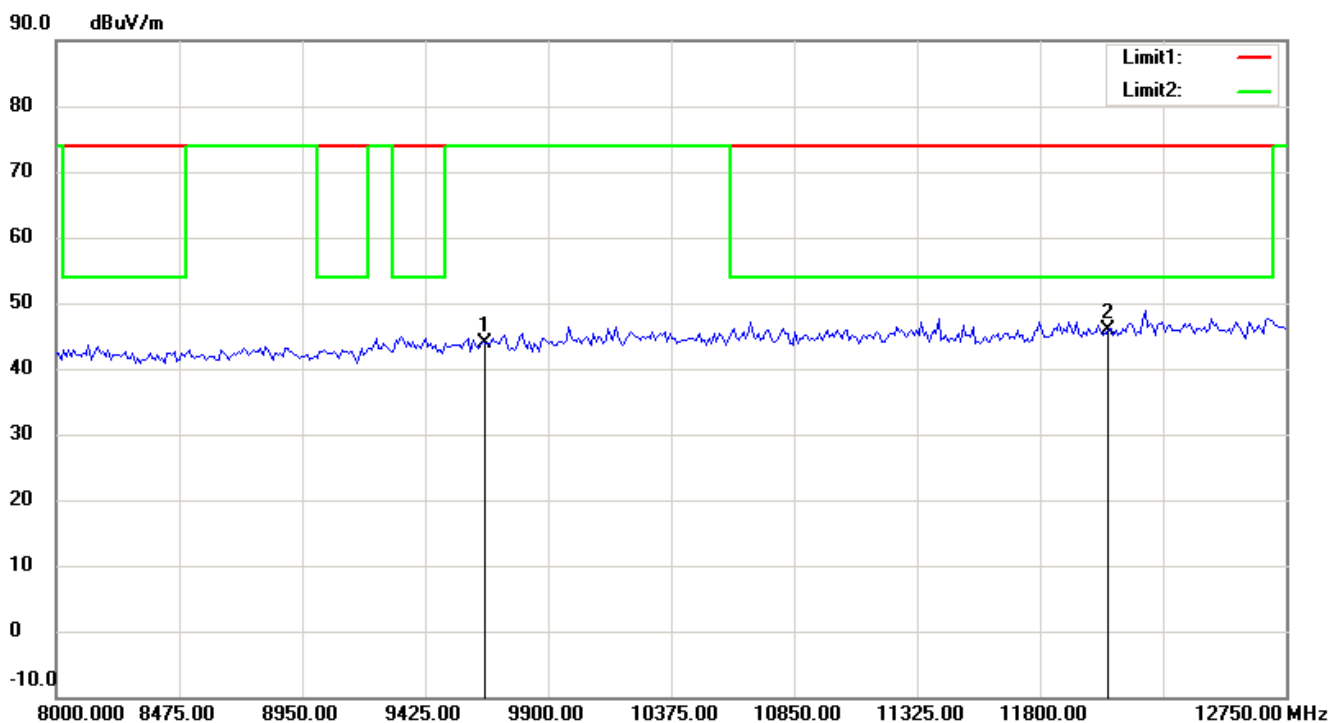
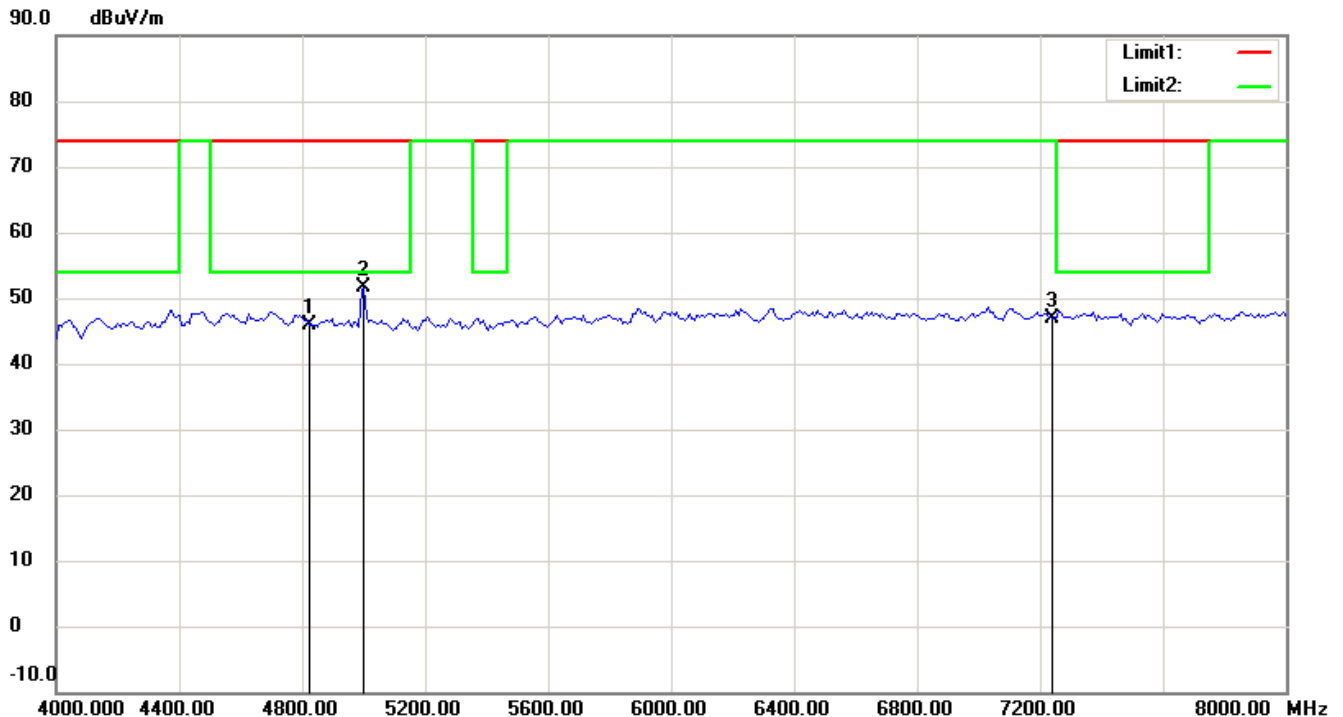
- 1 The attached measurement plots are preliminarily pre-scanned with peak detector for determining the final checking frequencies and are for reference only.
- 2 The some frequencies may exceed the limit line without the specified detectors, but that cannot present the results are failed to the specification of test standard.
- 3 For corrected test results are listed in the relevant table of radiated test data of this test report.



Worldwide Testing Services(Taiwan) Co., Ltd.

Registration number: W6D21109-11842-C-1

FCC ID: YV8-DA1101



Note:

Up Line: Peak Limit Line, Down Line: Ave Limit Line

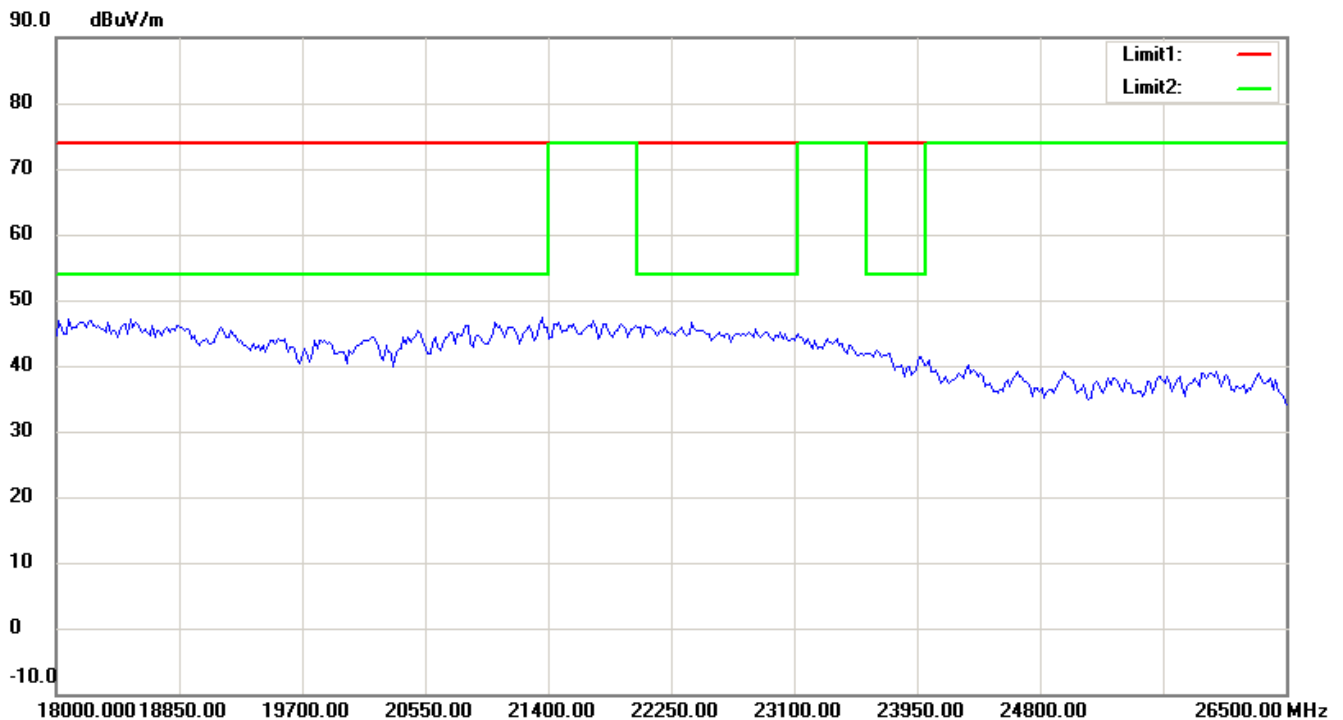
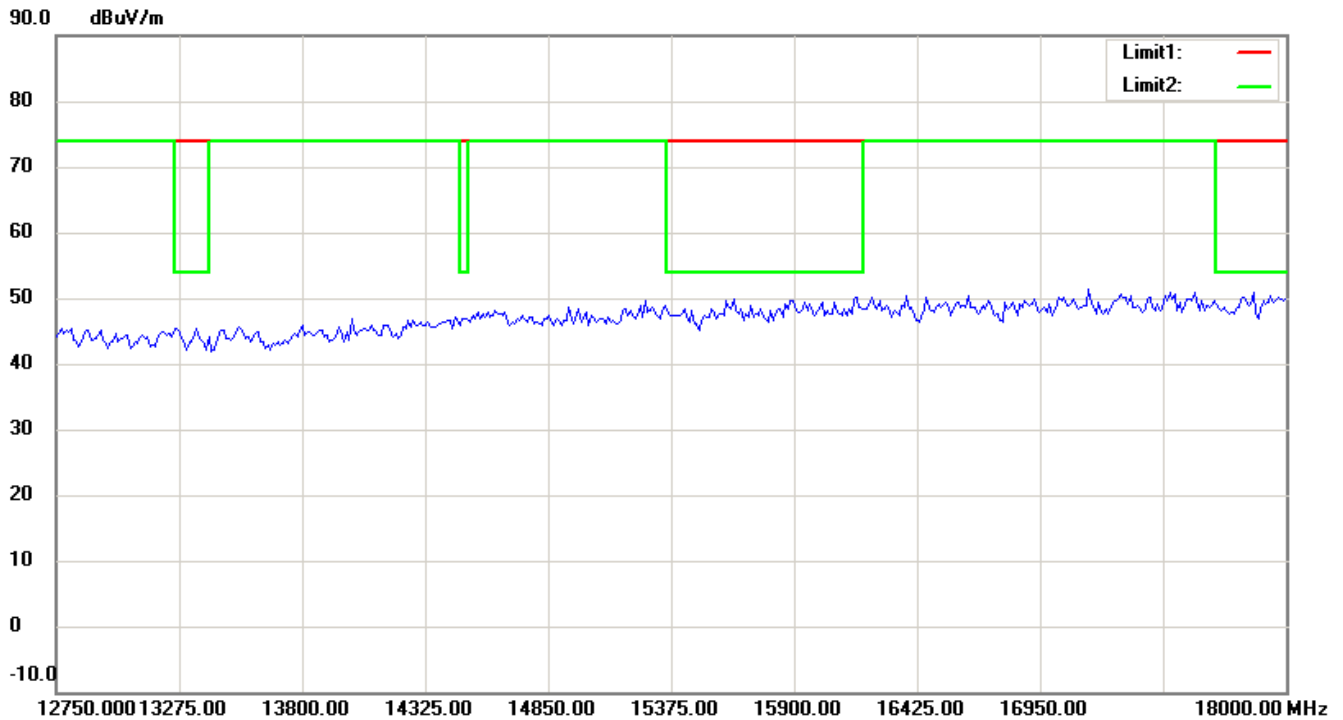
- 1 The attached measurement plots are preliminarily pre-scanned with peak detector for determining the final checking frequencies and are for reference only.
- 2 The some frequencies may exceed the limit line without the specified detectors, but that cannot present the results are failed to the specification of test standard.
- 3 For corrected test results are listed in the relevant table of radiated test data of this test report.



Worldwide Testing Services(Taiwan) Co., Ltd.

Registration number: W6D21109-11842-C-1

FCC ID: YV8-DA1101



Note:

Up Line: Peak Limit Line, Down Line: Ave Limit Line

- 1 The attached measurement plots are preliminarily pre-scanned with peak detector for determining the final checking frequencies and are for reference only.
- 2 The some frequencies may exceed the limit line without the specified detectors, but that cannot present the results are failed to the specification of test standard.
- 3 For corrected test results are listed in the relevant table of radiated test data of this test report.



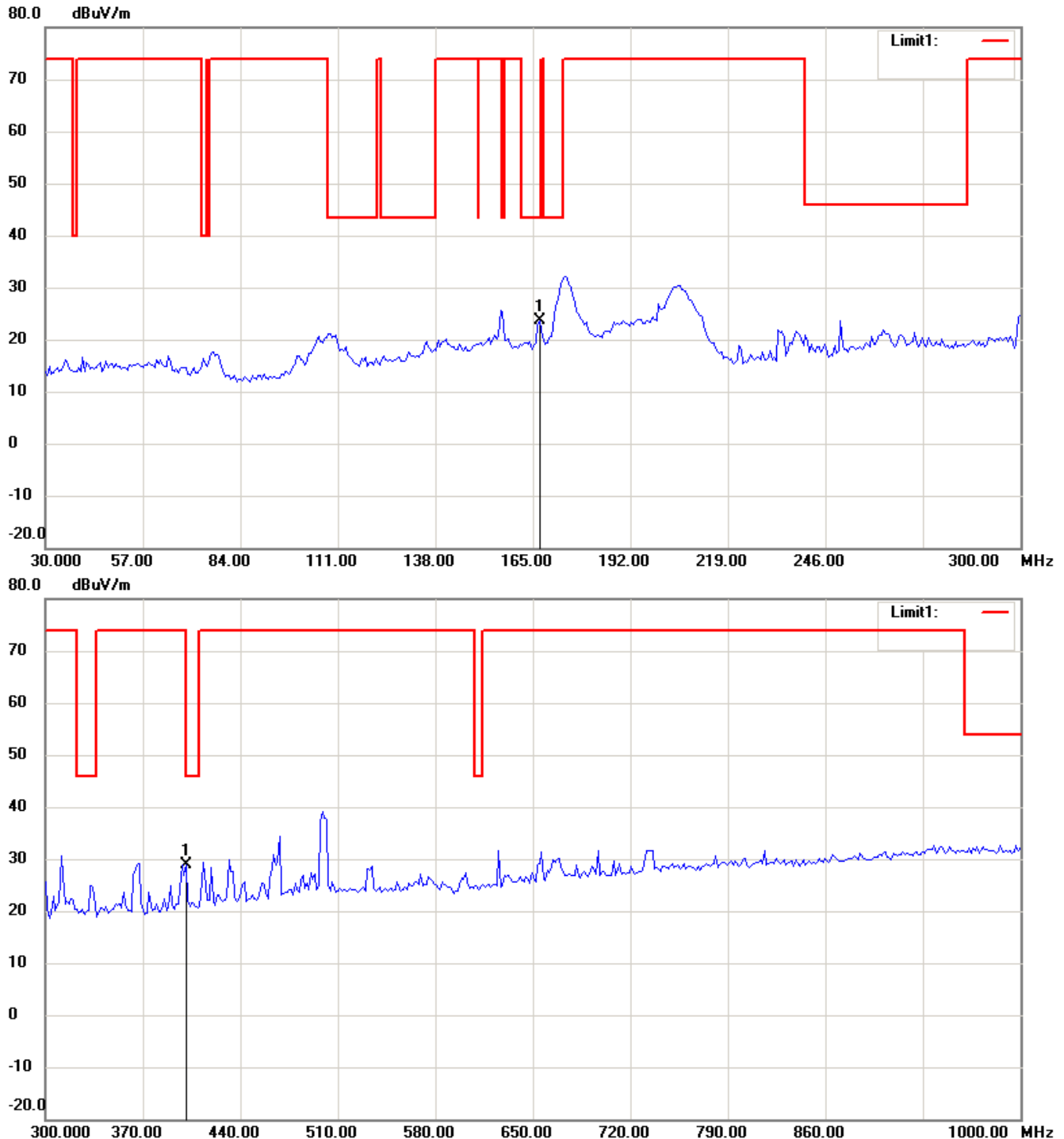
Worldwide Testing Services(Taiwan) Co., Ltd.

Registration number: W6D21109-11842-C-1

FCC ID: YV8-DA1101

802.11g Channel 6

Antenna Polarization H



Note:

Up Line: Peak Limit Line, Down Line: Ave Limit Line

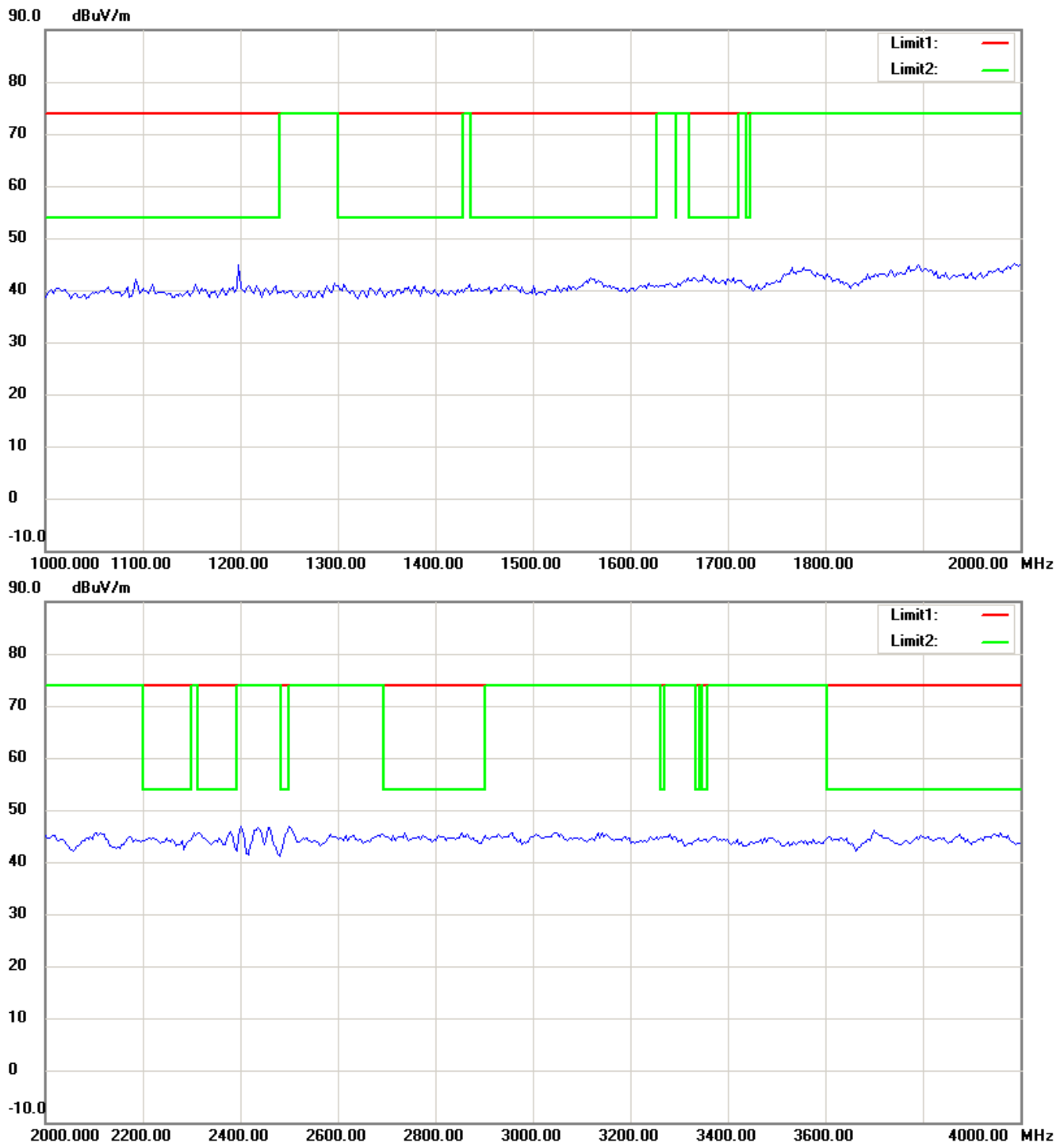
- 1 The attached measurement plots are preliminarily pre-scanned with peak detector for determining the final checking frequencies and are for reference only.
- 2 The some frequencies may exceed the limit line without the specified detectors, but that cannot present the results are failed to the specification of test standard.
- 3 For corrected test results are listed in the relevant table of radiated test data of this test report.



Worldwide Testing Services(Taiwan) Co., Ltd.

Registration number: W6D21109-11842-C-1

FCC ID: YV8-DA1101



Note:

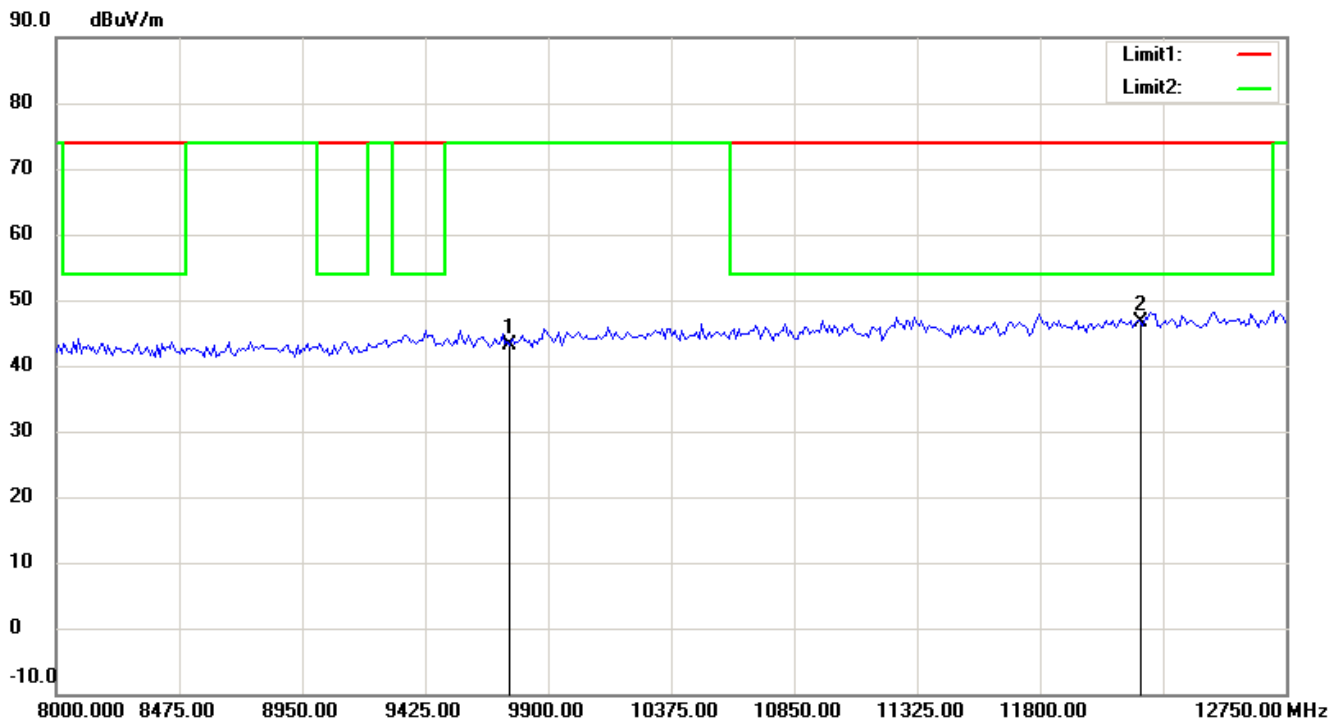
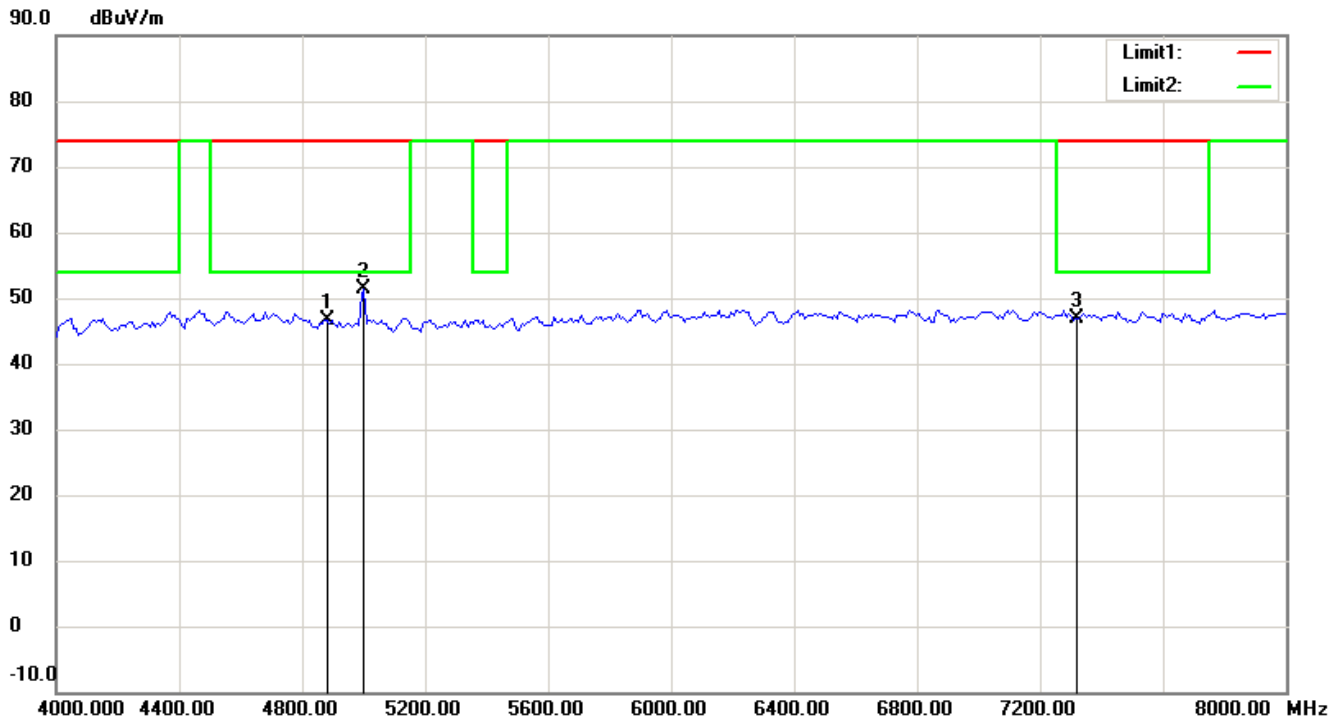
Up Line: Peak Limit Line, Down Line: Ave Limit Line

- 1 The attached measurement plots are preliminarily pre-scanned with peak detector for determining the final checking frequencies and are for reference only.
- 2 The some frequencies may exceed the limit line without the specified detectors, but that cannot present the results are failed to the specification of test standard.
- 3 For corrected test results are listed in the relevant table of radiated test data of this test report.



Registration number: W6D21109-11842-C-1

FCC ID: YV8-DA1101



Note:

Up Line: Peak Limit Line, Down Line: Ave Limit Line

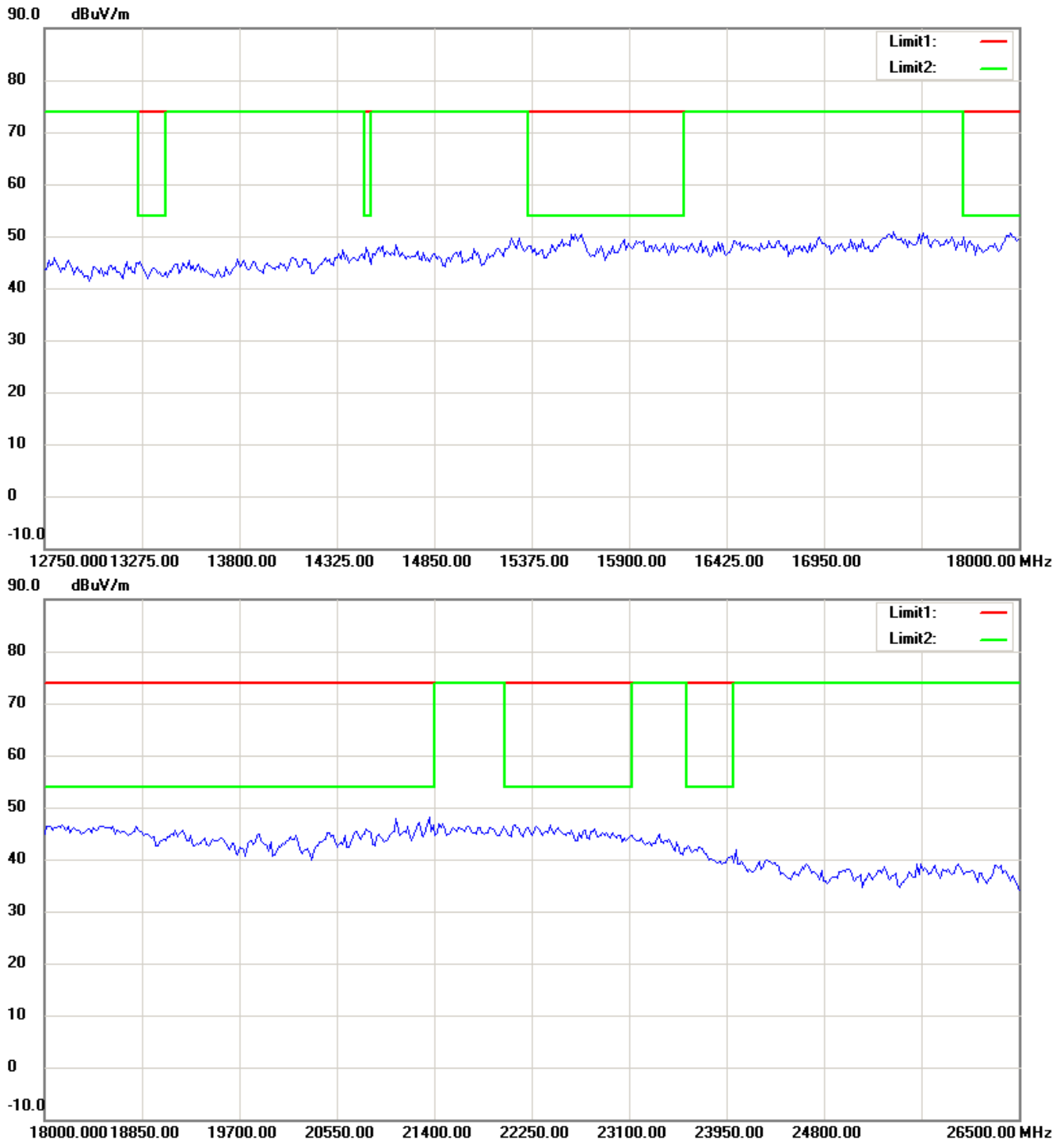
- 1 The attached measurement plots are preliminarily pre-scanned with peak detector for determining the final checking frequencies and are for reference only.
- 2 The some frequencies may exceed the limit line without the specified detectors, but that cannot present the results are failed to the specification of test standard.
- 3 For corrected test results are listed in the relevant table of radiated test data of this test report.



Worldwide Testing Services(Taiwan) Co., Ltd.

Registration number: W6D21109-11842-C-1

FCC ID: YV8-DA1101



Note:

Up Line: Peak Limit Line, Down Line: Ave Limit Line

- 1 The attached measurement plots are preliminarily pre-scanned with peak detector for determining the final checking frequencies and are for reference only.
- 2 The some frequencies may exceed the limit line without the specified detectors, but that cannot present the results are failed to the specification of test standard.
- 3 For corrected test results are listed in the relevant table of radiated test data of this test report.

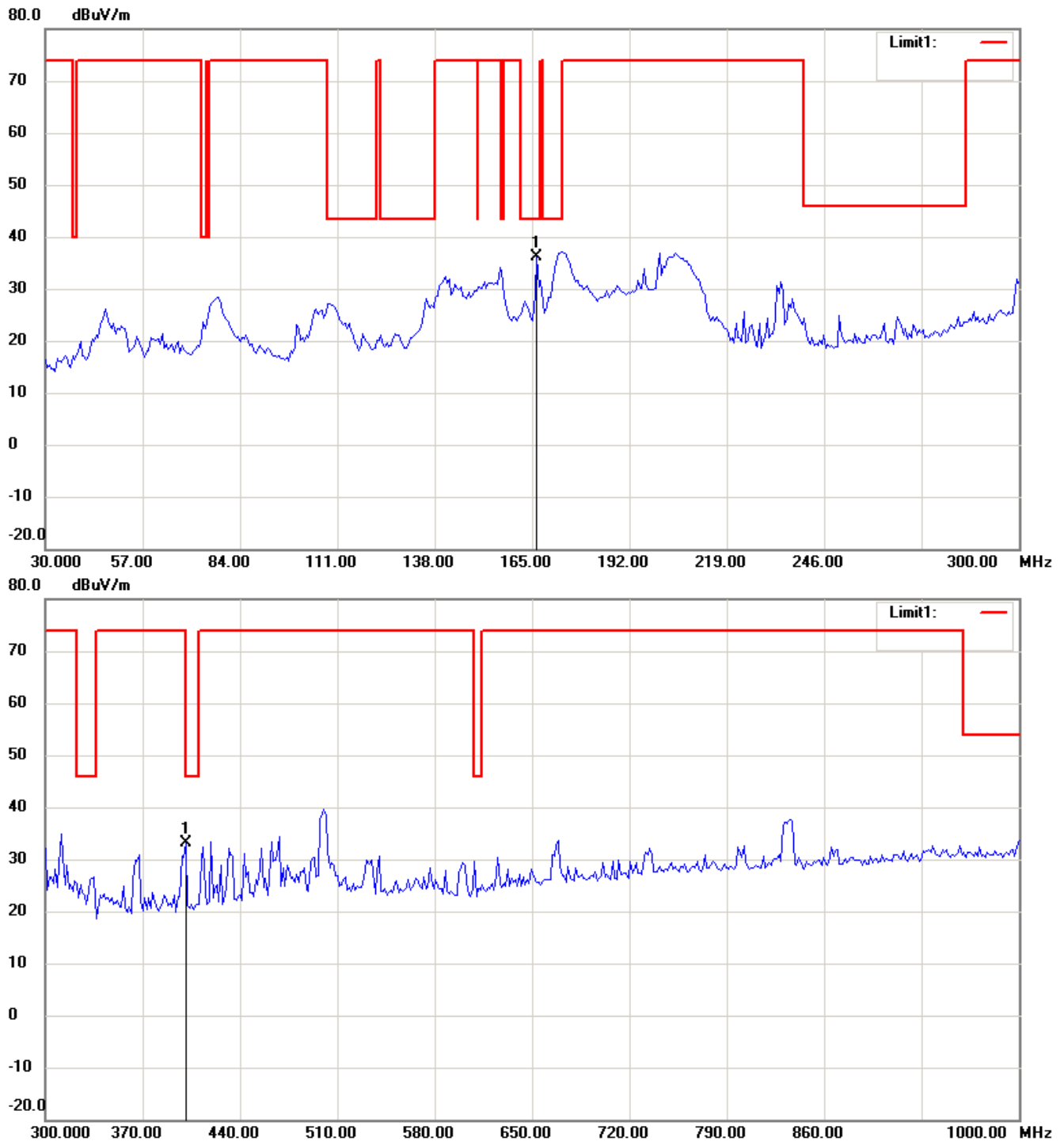


Worldwide Testing Services(Taiwan) Co., Ltd.

Registration number: W6D21109-11842-C-1

FCC ID: YV8-DA1101

Antenna Polarization V



Note:

Up Line: Peak Limit Line, Down Line: Ave Limit Line

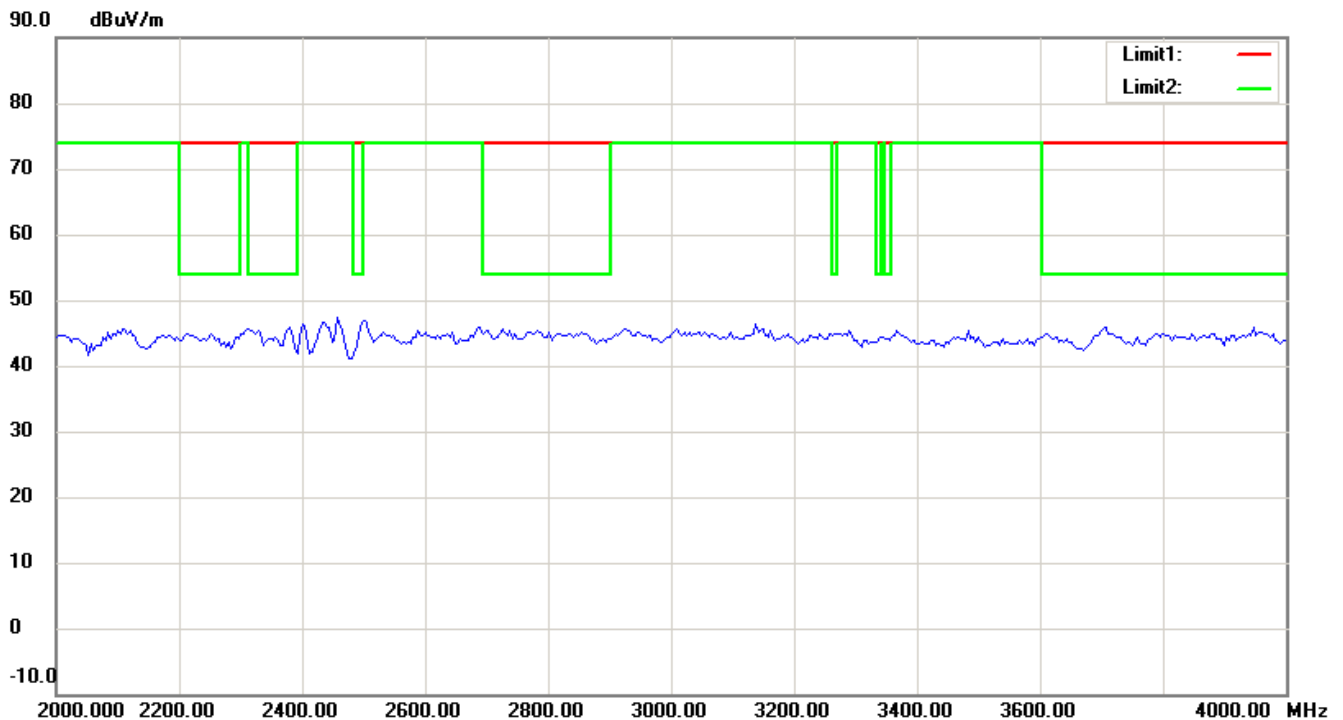
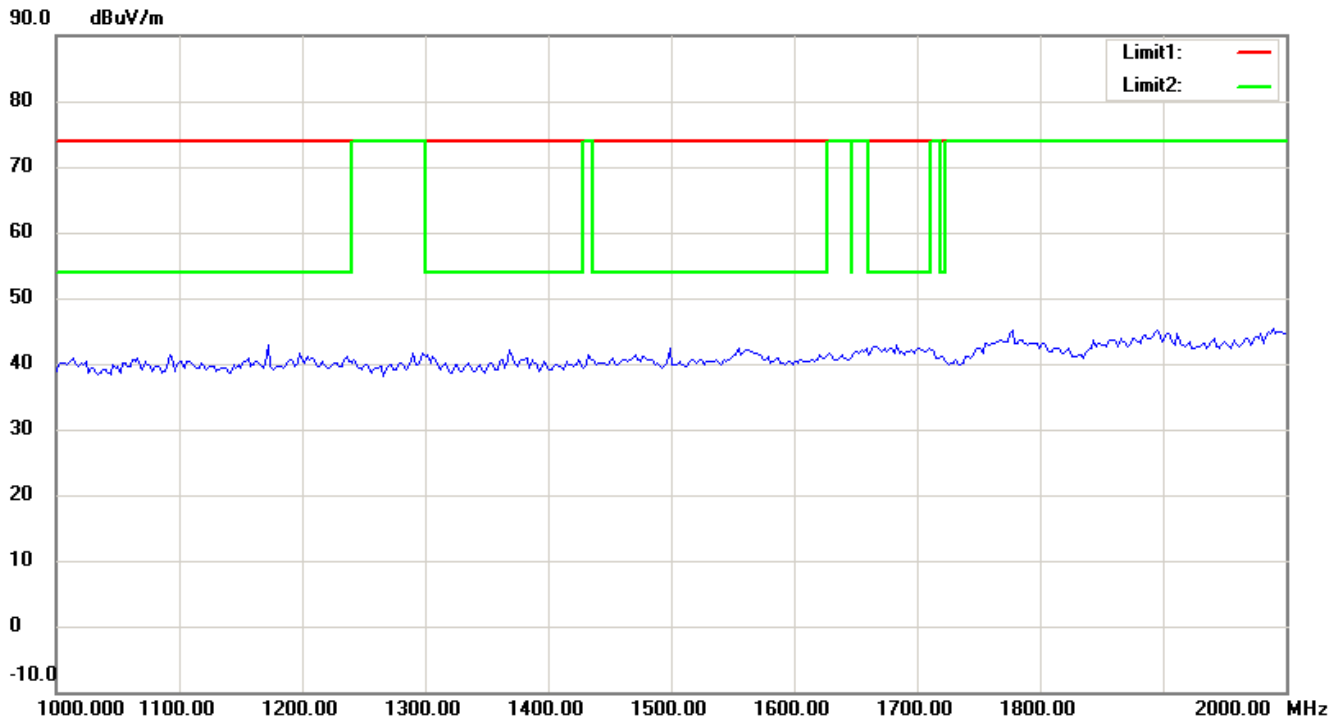
- 1 The attached measurement plots are preliminarily pre-scanned with peak detector for determining the final checking frequencies and are for reference only.
- 2 The some frequencies may exceed the limit line without the specified detectors, but that cannot present the results are failed to the specification of test standard.
- 3 For corrected test results are listed in the relevant table of radiated test data of this test report.



Worldwide Testing Services(Taiwan) Co., Ltd.

Registration number: W6D21109-11842-C-1

FCC ID: YV8-DA1101



Note:

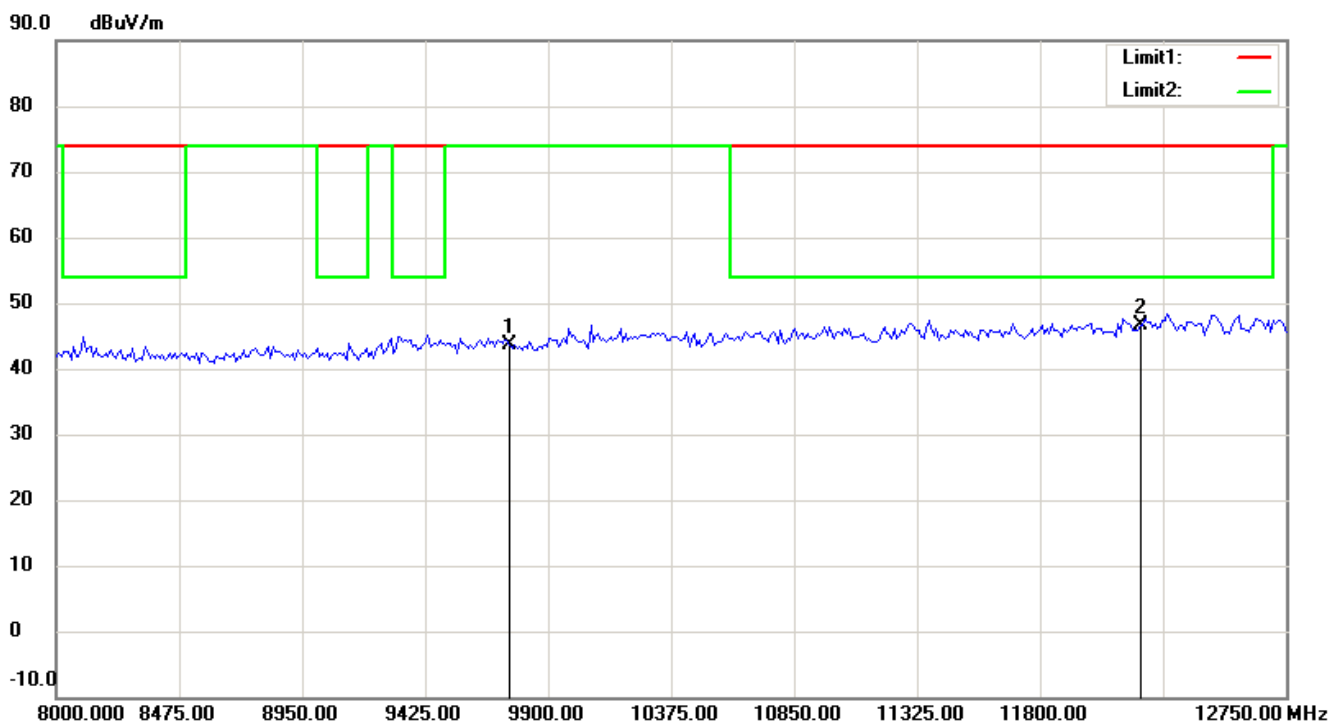
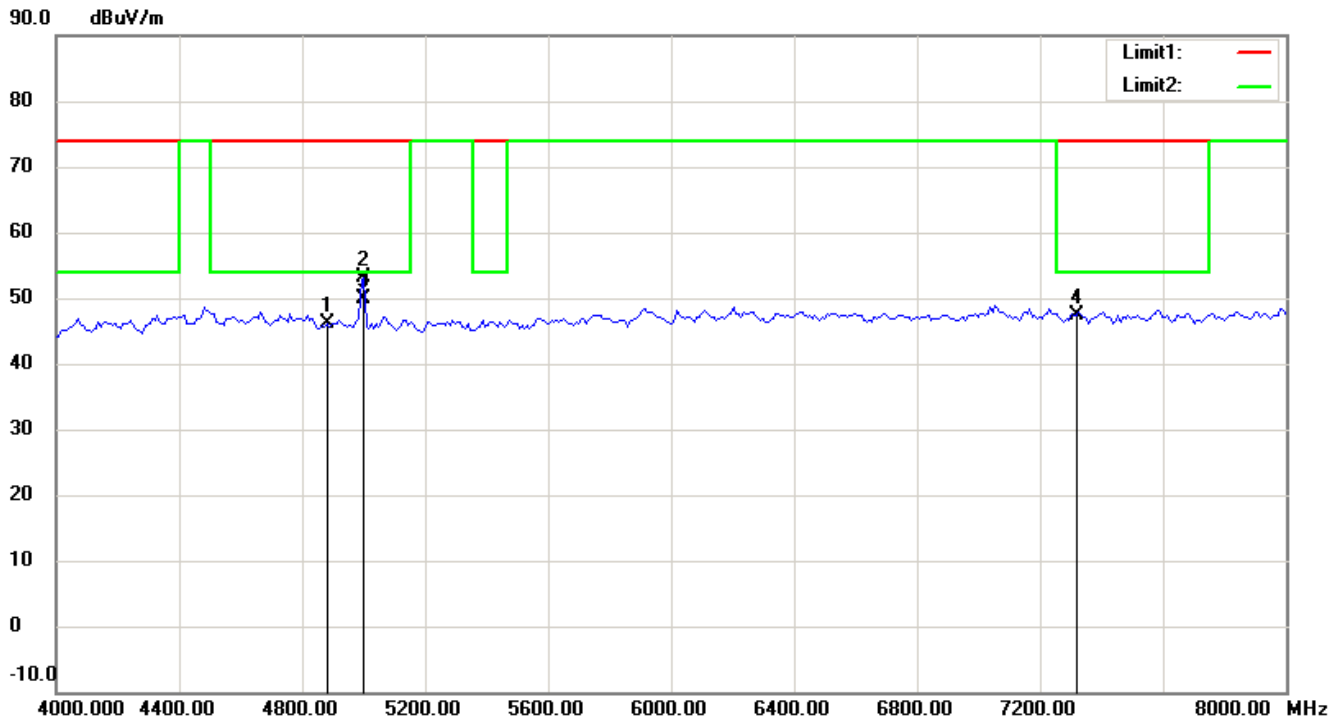
Up Line: Peak Limit Line, Down Line: Ave Limit Line

- 1 The attached measurement plots are preliminarily pre-scanned with peak detector for determining the final checking frequencies and are for reference only.
- 2 The some frequencies may exceed the limit line without the specified detectors, but that cannot present the results are failed to the specification of test standard.
- 3 For corrected test results are listed in the relevant table of radiated test data of this test report.



Registration number: W6D21109-11842-C-1

FCC ID: YV8-DA1101



Note:

Up Line: Peak Limit Line, Down Line: Ave Limit Line

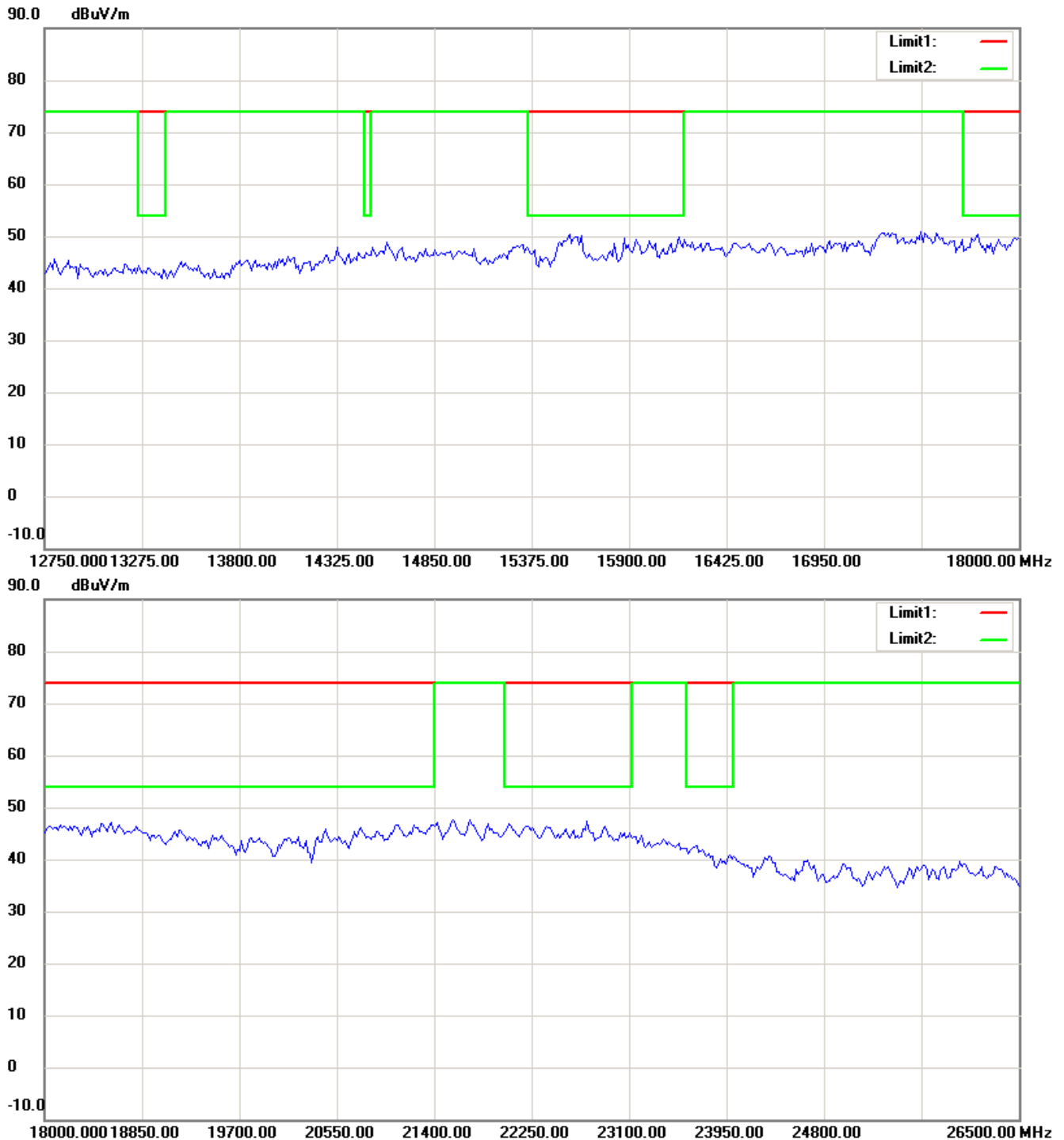
- 1 The attached measurement plots are preliminarily pre-scanned with peak detector for determining the final checking frequencies and are for reference only.
- 2 The some frequencies may exceed the limit line without the specified detectors, but that cannot present the results are failed to the specification of test standard.
- 3 For corrected test results are listed in the relevant table of radiated test data of this test report.



Worldwide Testing Services(Taiwan) Co., Ltd.

Registration number: W6D21109-11842-C-1

FCC ID: YV8-DA1101



Note:

Up Line: Peak Limit Line, Down Line: Ave Limit Line

- 1 The attached measurement plots are preliminarily pre-scanned with peak detector for determining the final checking frequencies and are for reference only.
- 2 The some frequencies may exceed the limit line without the specified detectors, but that cannot present the results are failed to the specification of test standard.
- 3 For corrected test results are listed in the relevant table of radiated test data of this test report.



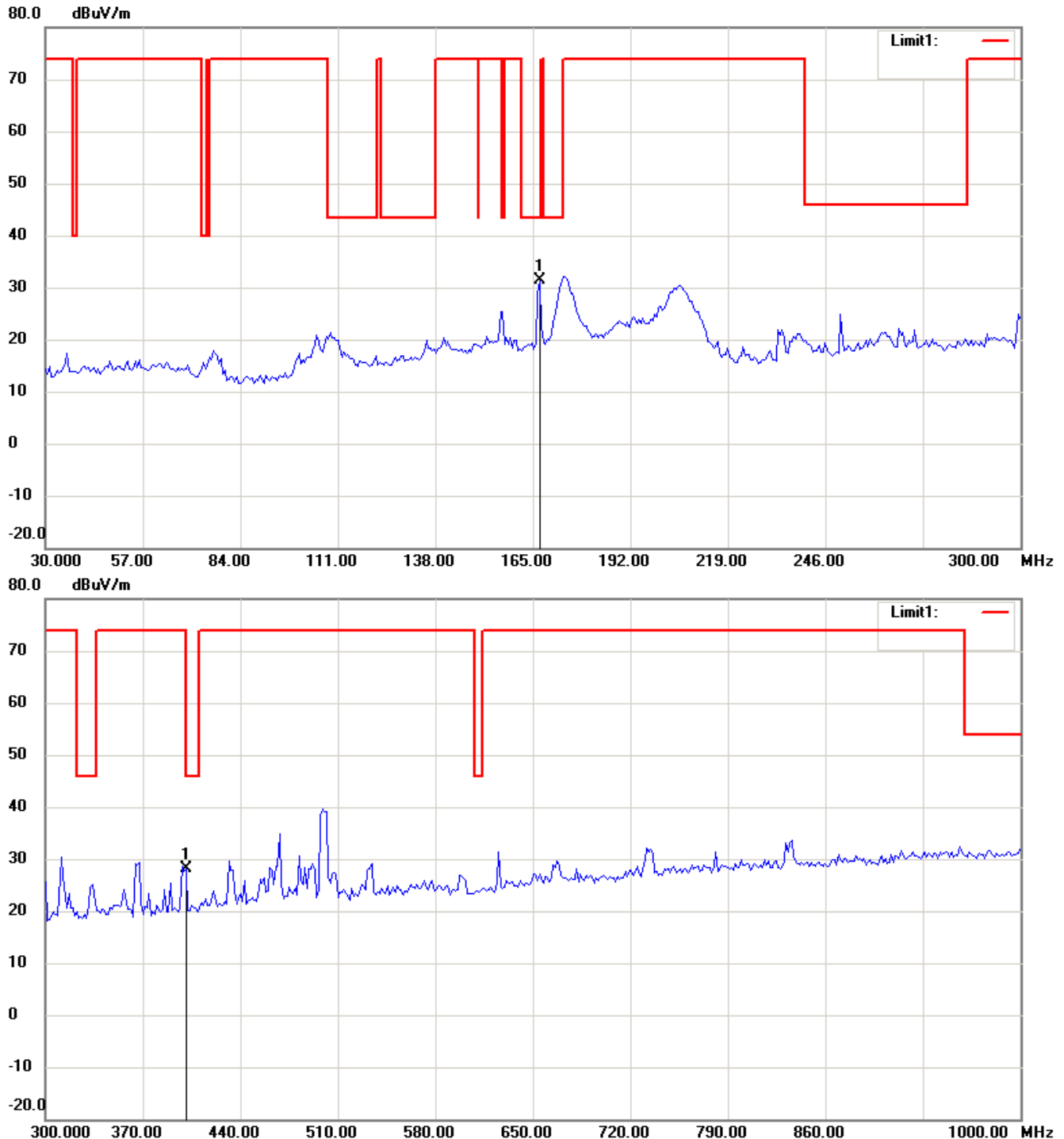
Worldwide Testing Services(Taiwan) Co., Ltd.

Registration number: W6D21109-11842-C-1

FCC ID: YV8-DA1101

802.11g Channel 11

Antenna Polarization H



Note:

Up Line: Peak Limit Line, Down Line: Ave Limit Line

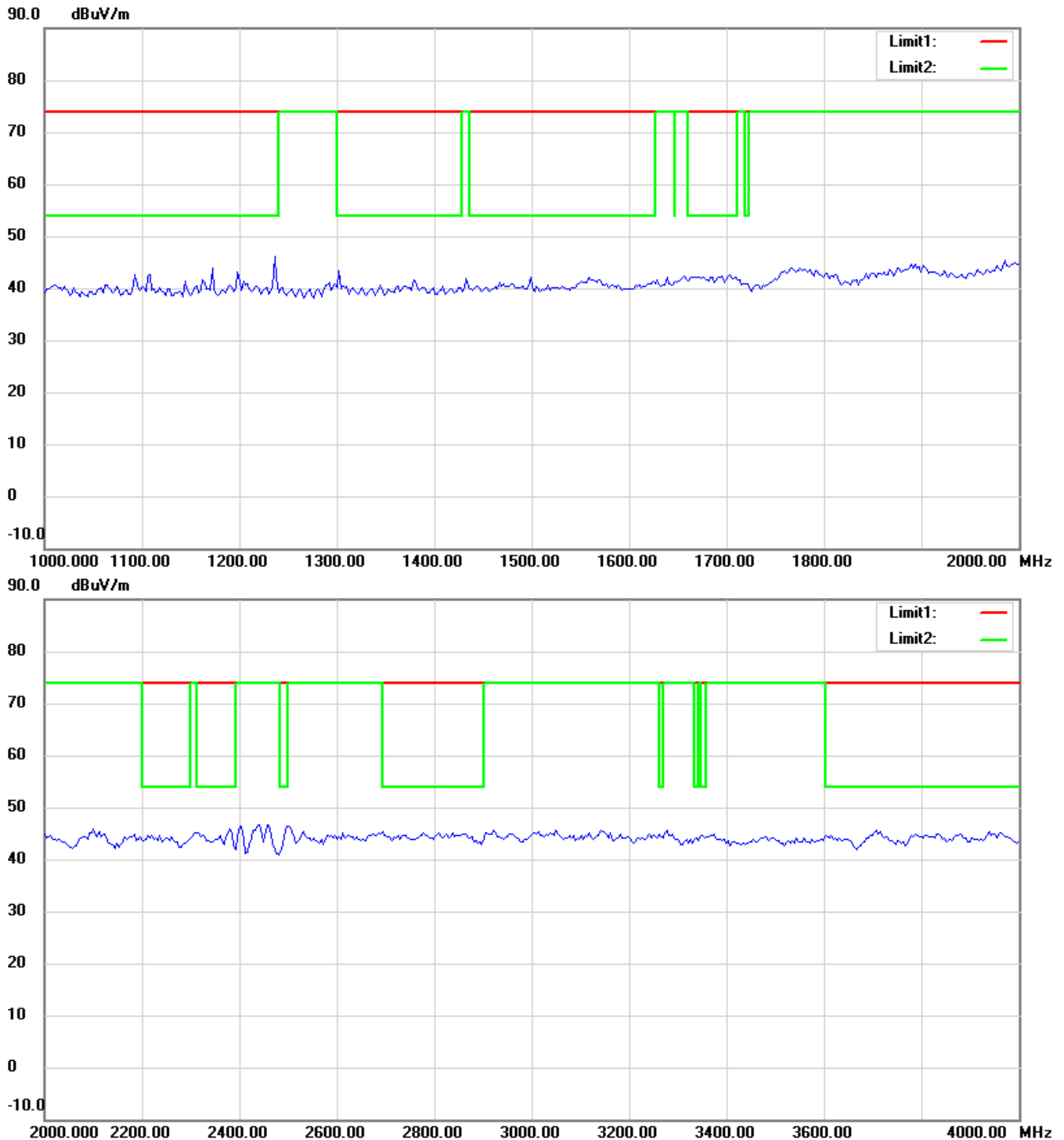
- 1 The attached measurement plots are preliminarily pre-scanned with peak detector for determining the final checking frequencies and are for reference only.
- 2 The some frequencies may exceed the limit line without the specified detectors, but that cannot present the results are failed to the specification of test standard.
- 3 For corrected test results are listed in the relevant table of radiated test data of this test report.



Worldwide Testing Services(Taiwan) Co., Ltd.

Registration number: W6D21109-11842-C-1

FCC ID: YV8-DA1101



Note:

Up Line: Peak Limit Line, Down Line: Ave Limit Line

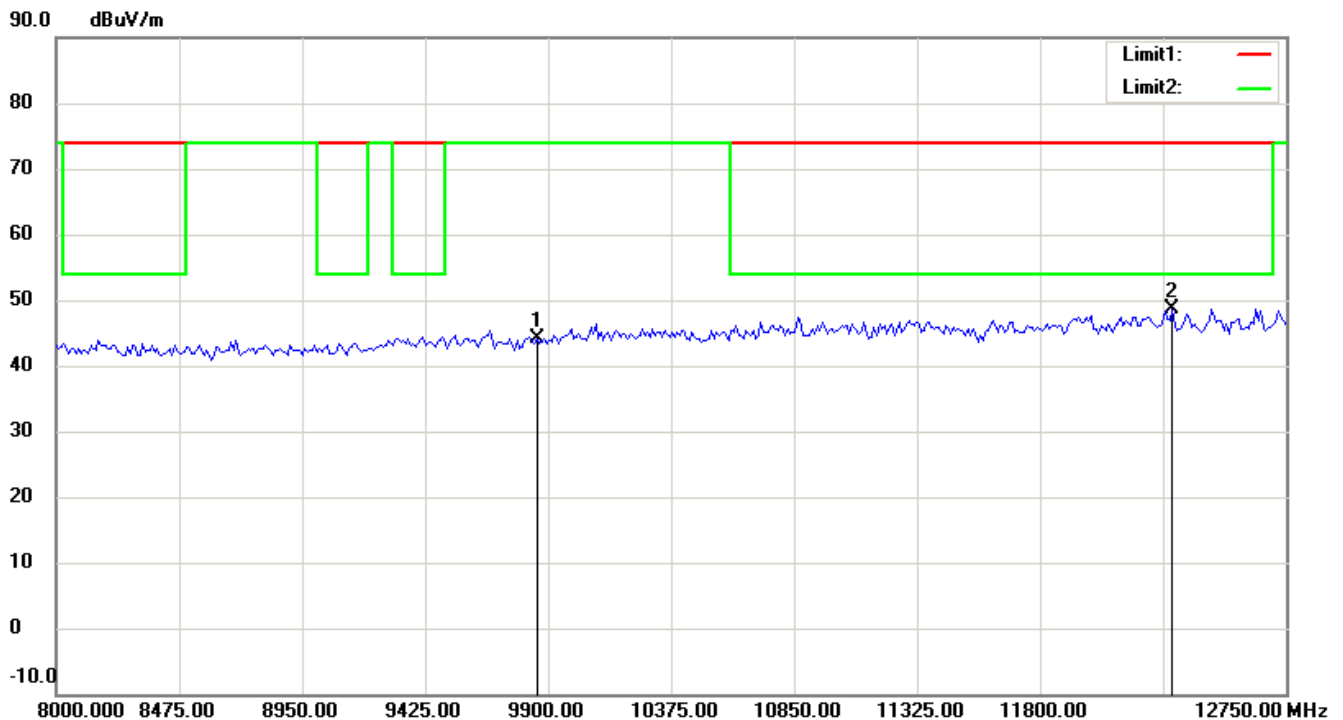
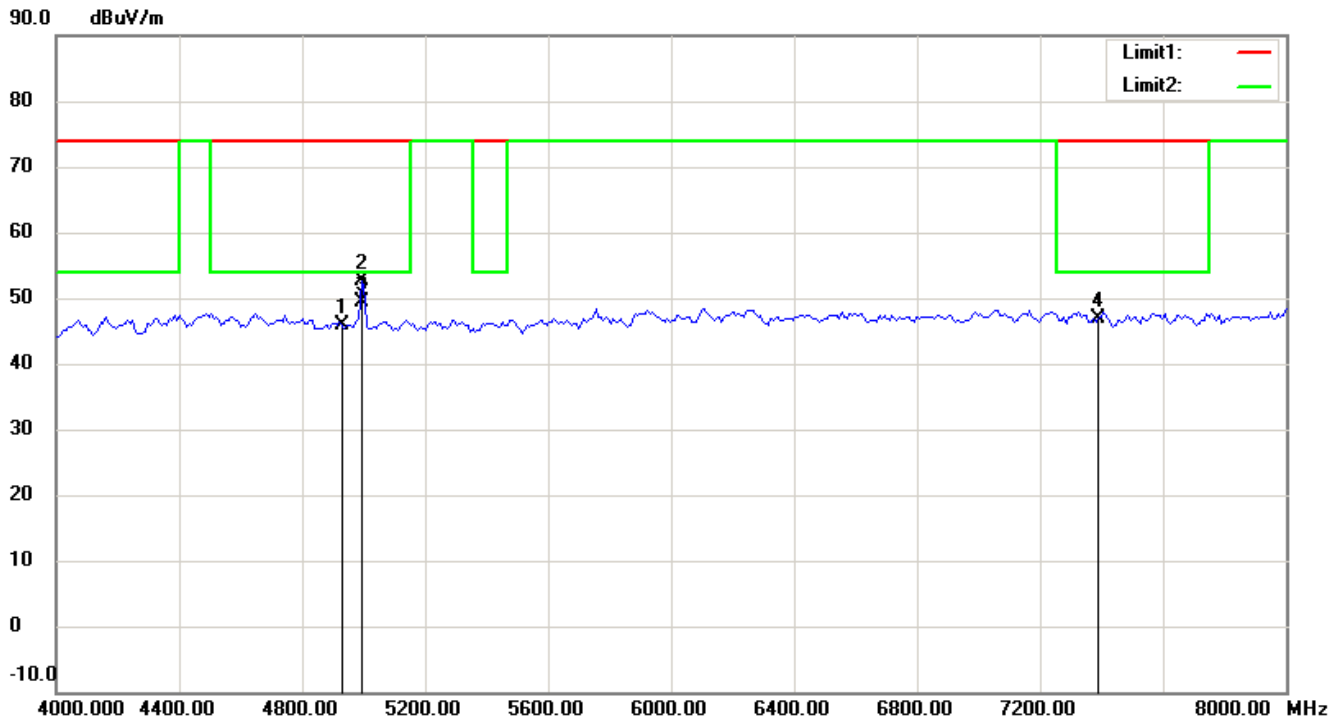
- 1 The attached measurement plots are preliminarily pre-scanned with peak detector for determining the final checking frequencies and are for reference only.
- 2 The some frequencies may exceed the limit line without the specified detectors, but that cannot present the results are failed to the specification of test standard.
- 3 For corrected test results are listed in the relevant table of radiated test data of this test report.



Worldwide Testing Services(Taiwan) Co., Ltd.

Registration number: W6D21109-11842-C-1

FCC ID: YV8-DA1101



Note:

Up Line: Peak Limit Line, Down Line: Ave Limit Line

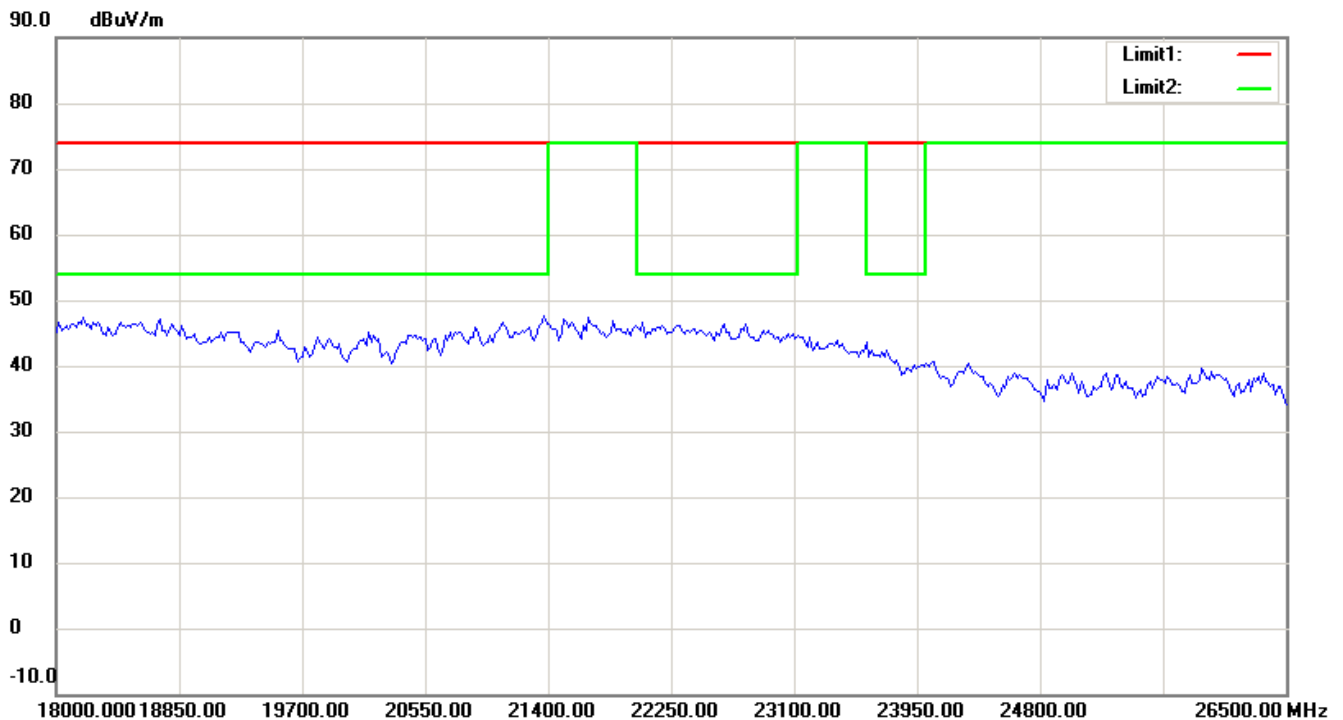
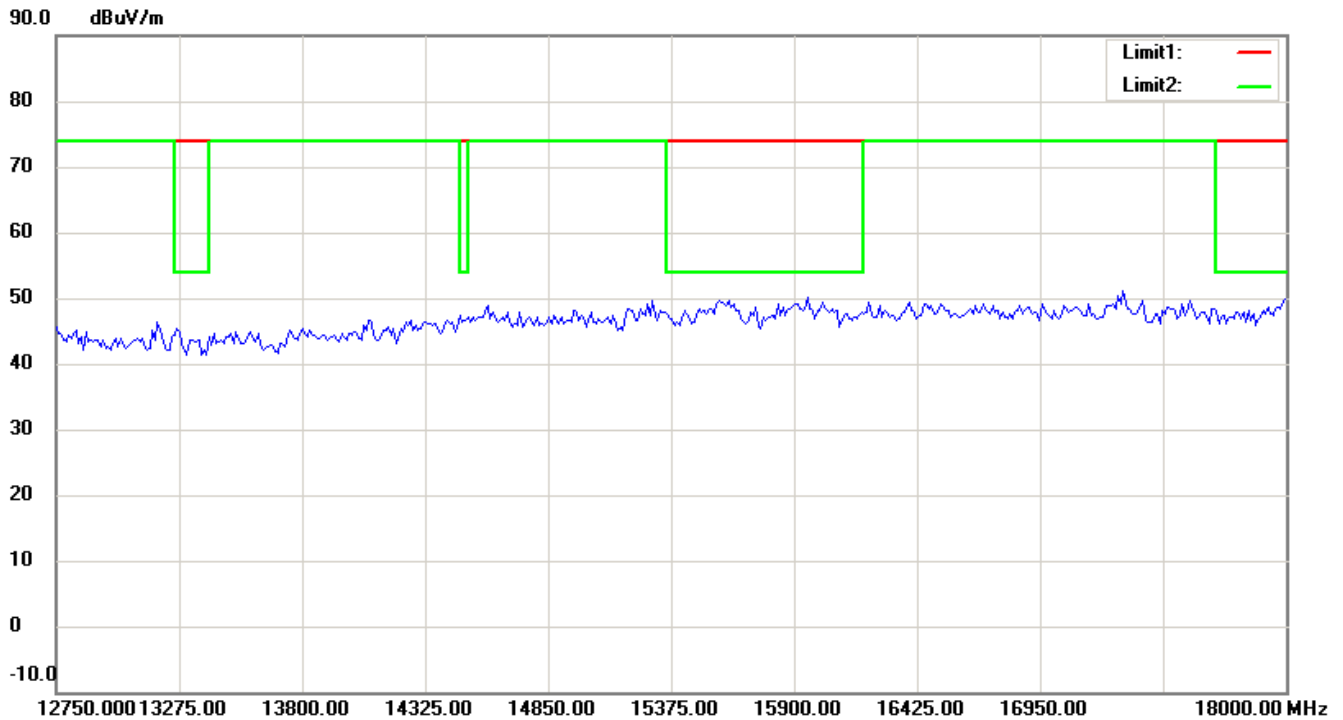
- 1 The attached measurement plots are preliminarily pre-scanned with peak detector for determining the final checking frequencies and are for reference only.
- 2 The some frequencies may exceed the limit line without the specified detectors, but that cannot present the results are failed to the specification of test standard.
- 3 For corrected test results are listed in the relevant table of radiated test data of this test report.



Worldwide Testing Services(Taiwan) Co., Ltd.

Registration number: W6D21109-11842-C-1

FCC ID: YV8-DA1101



Note:

Up Line: Peak Limit Line, Down Line: Ave Limit Line

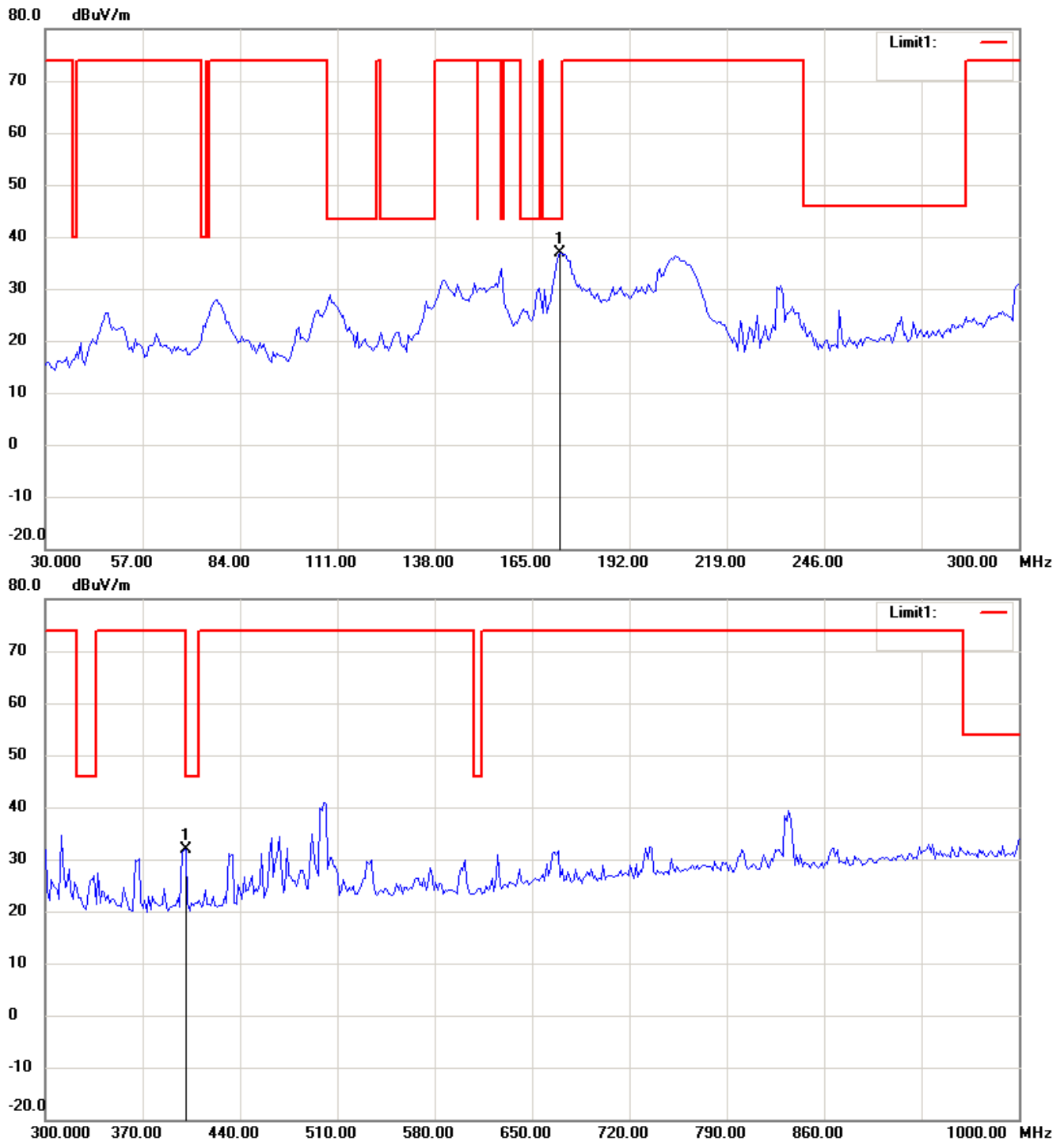
- 1 The attached measurement plots are preliminarily pre-scanned with peak detector for determining the final checking frequencies and are for reference only.
- 2 The some frequencies may exceed the limit line without the specified detectors, but that cannot present the results are failed to the specification of test standard.
- 3 For corrected test results are listed in the relevant table of radiated test data of this test report.



Registration number: W6D21109-11842-C-1

FCC ID: YV8-DA1101

Antenna Polarization V



Note:

Up Line: Peak Limit Line, Down Line: Ave Limit Line

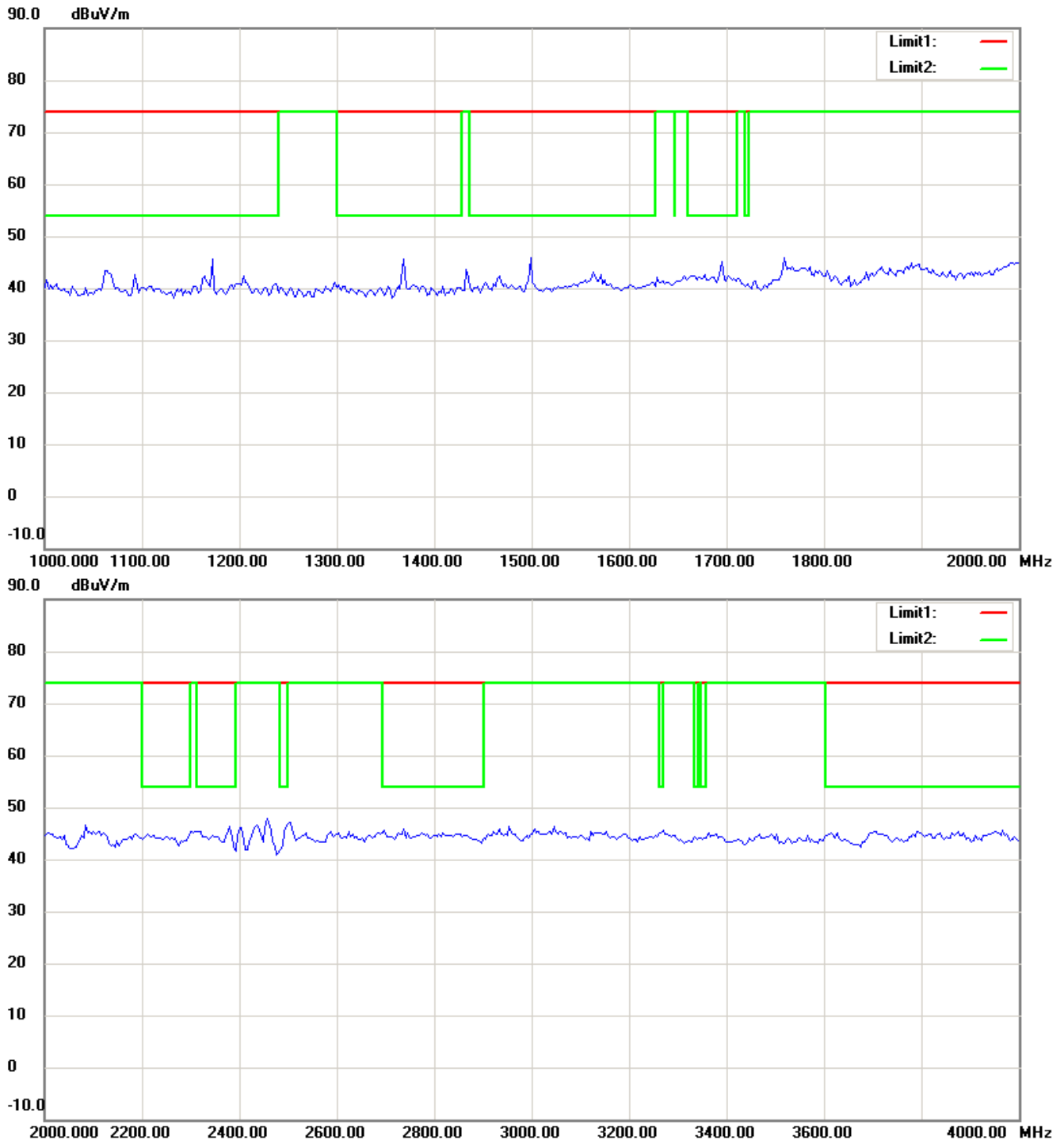
- 1 The attached measurement plots are preliminarily pre-scanned with peak detector for determining the final checking frequencies and are for reference only.
- 2 The some frequencies may exceed the limit line without the specified detectors, but that cannot present the results are failed to the specification of test standard.
- 3 For corrected test results are listed in the relevant table of radiated test data of this test report.



Worldwide Testing Services(Taiwan) Co., Ltd.

Registration number: W6D21109-11842-C-1

FCC ID: YV8-DA1101



Note:

Up Line: Peak Limit Line, Down Line: Ave Limit Line

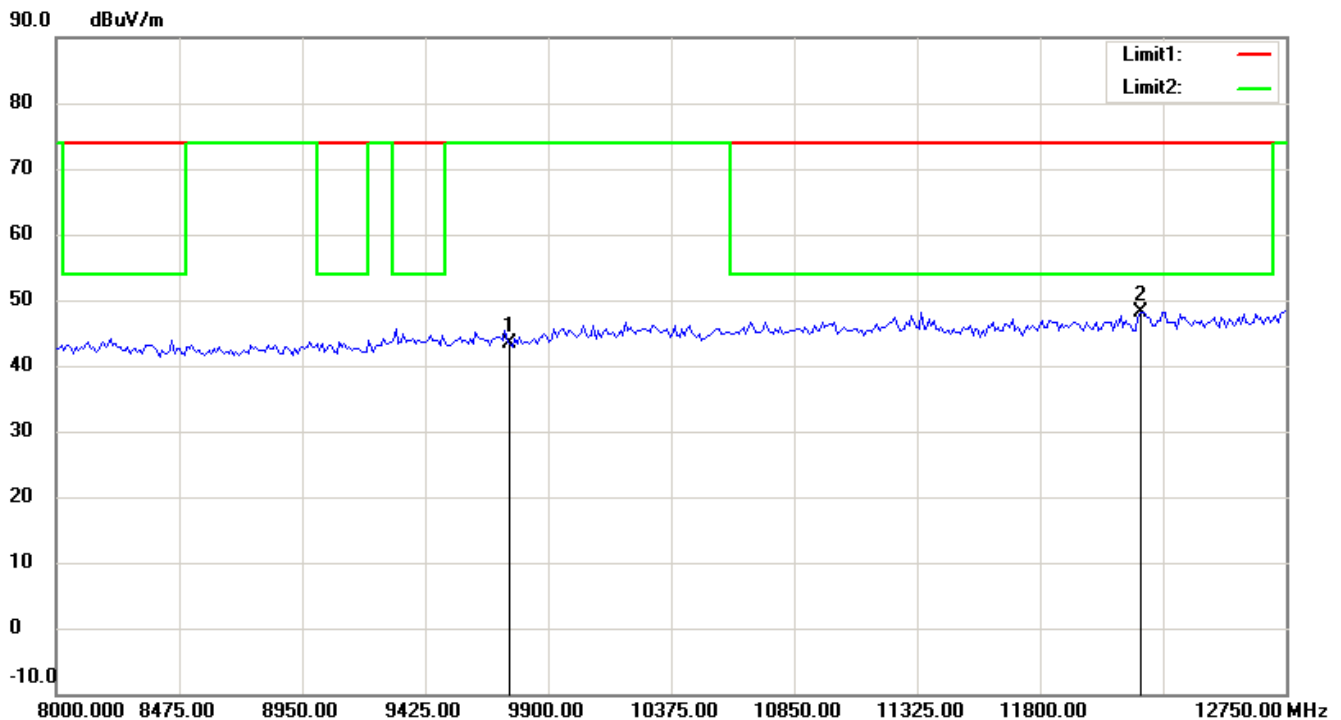
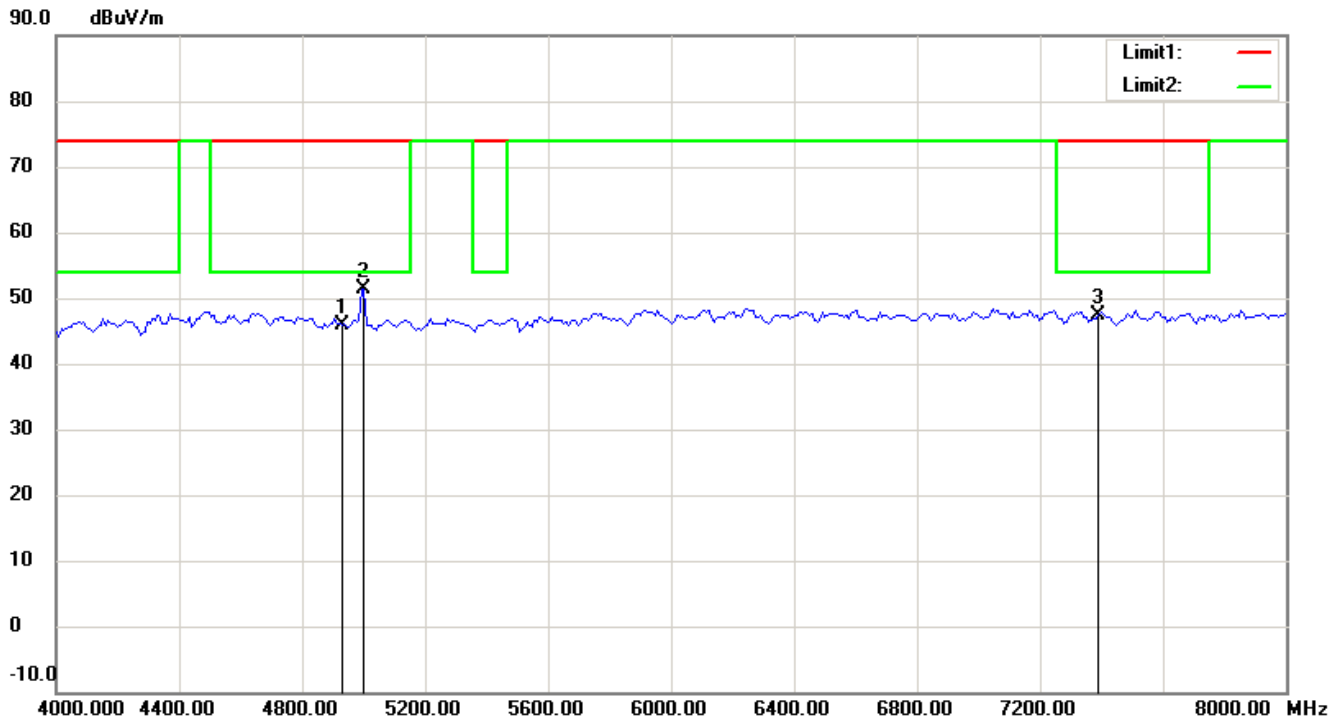
- 1 The attached measurement plots are preliminarily pre-scanned with peak detector for determining the final checking frequencies and are for reference only.
- 2 The some frequencies may exceed the limit line without the specified detectors, but that cannot present the results are failed to the specification of test standard.
- 3 For corrected test results are listed in the relevant table of radiated test data of this test report.



Worldwide Testing Services(Taiwan) Co., Ltd.

Registration number: W6D21109-11842-C-1

FCC ID: YV8-DA1101



Note:

Up Line: Peak Limit Line, Down Line: Ave Limit Line

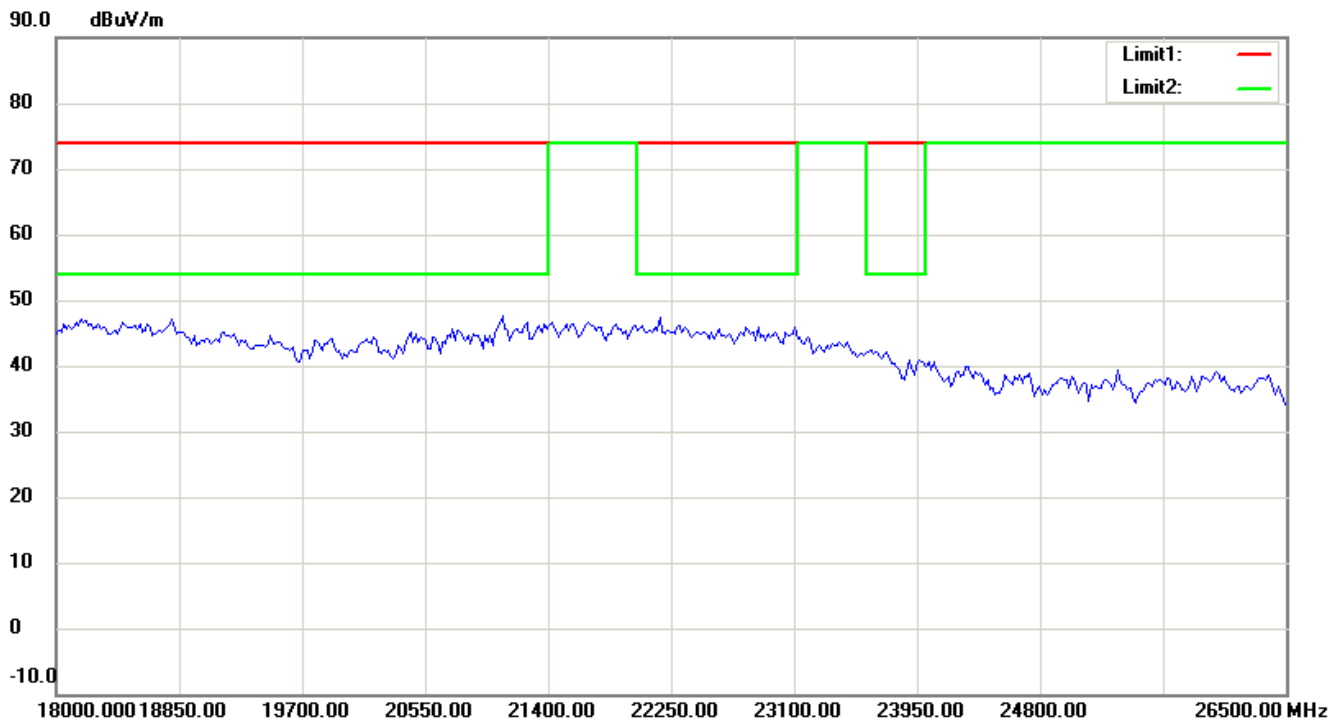
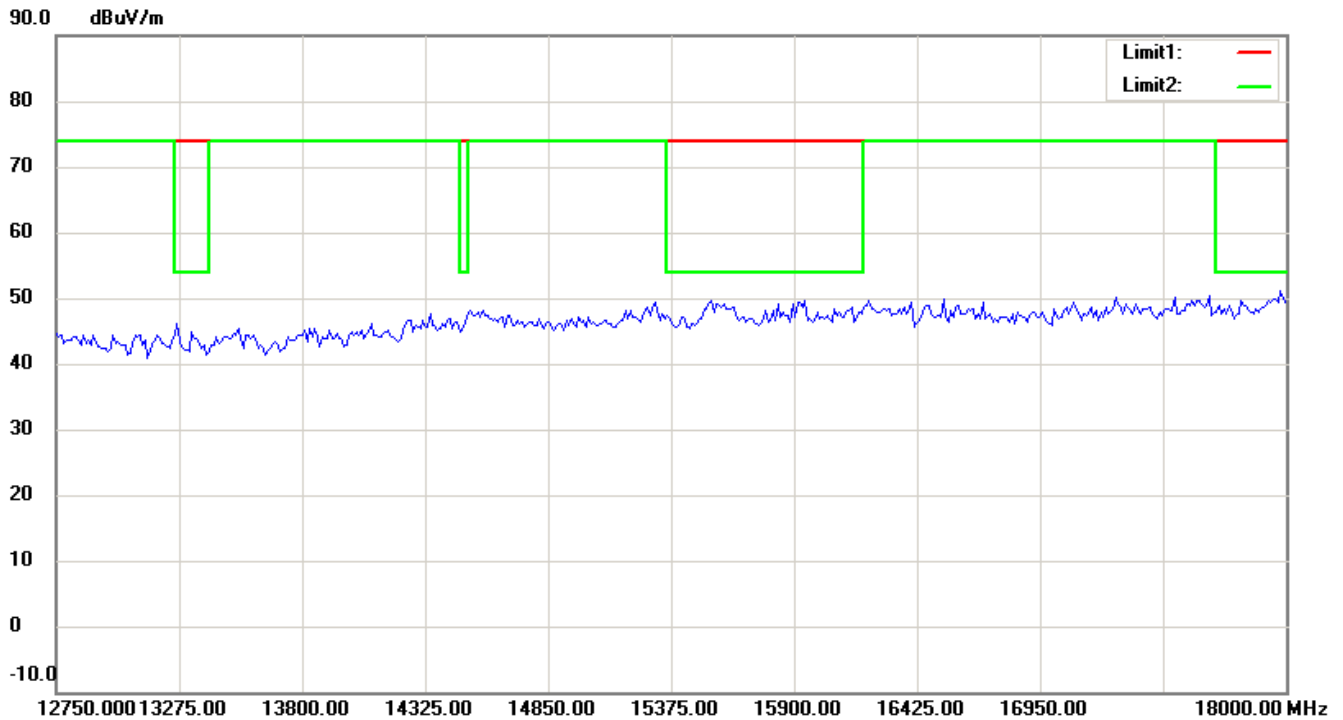
- 1 The attached measurement plots are preliminarily pre-scanned with peak detector for determining the final checking frequencies and are for reference only.
- 2 The some frequencies may exceed the limit line without the specified detectors, but that cannot present the results are failed to the specification of test standard.
- 3 For corrected test results are listed in the relevant table of radiated test data of this test report.



Worldwide Testing Services(Taiwan) Co., Ltd.

Registration number: W6D21109-11842-C-1

FCC ID: YV8-DA1101



Note:

Up Line: Peak Limit Line, Down Line: Ave Limit Line

- 1 The attached measurement plots are preliminarily pre-scanned with peak detector for determining the final checking frequencies and are for reference only.
- 2 The some frequencies may exceed the limit line without the specified detectors, but that cannot present the results are failed to the specification of test standard.
- 3 For corrected test results are listed in the relevant table of radiated test data of this test report.



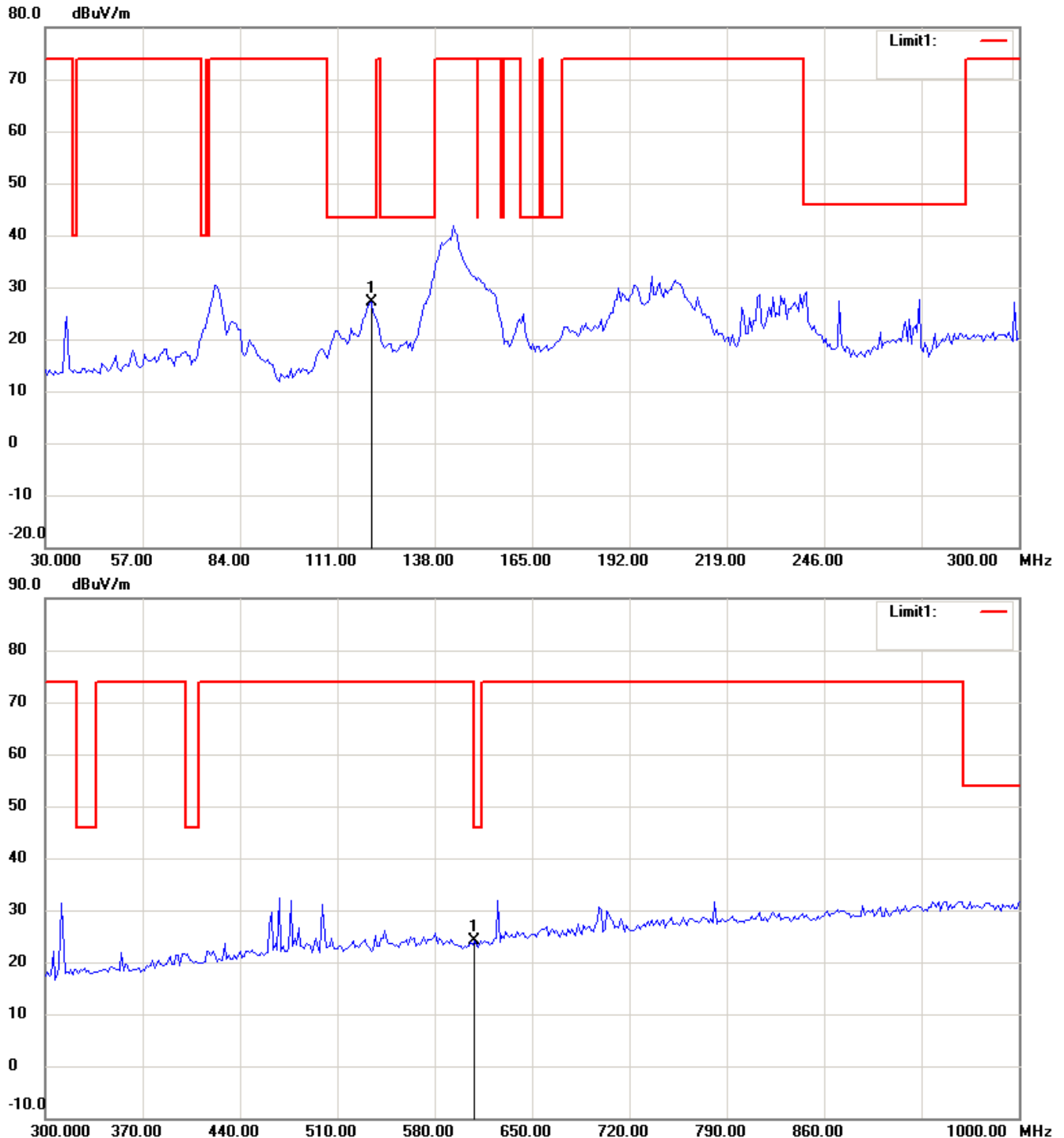
Worldwide Testing Services(Taiwan) Co., Ltd.

Registration number: W6D21109-11842-C-1

FCC ID: YV8-DA1101

802.11n 20MHz Channel 1

Antenna Polarization H



Note:

Up Line: Peak Limit Line, Down Line: Ave Limit Line

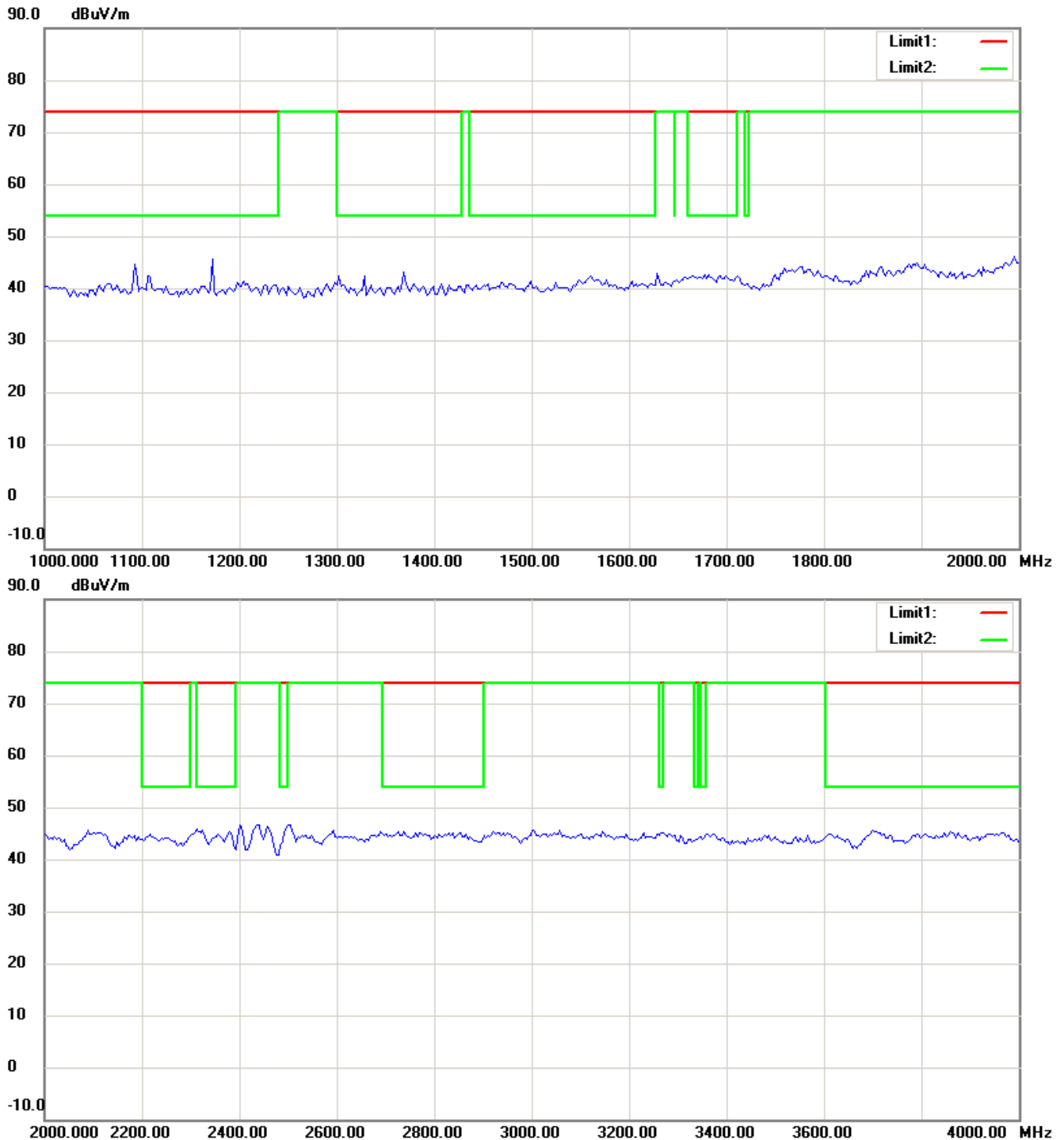
- 1 The attached measurement plots are preliminarily pre-scanned with peak detector for determining the final checking frequencies and are for reference only.
- 2 The some frequencies may exceed the limit line without the specified detectors, but that cannot present the results are failed to the specification of test standard.
- 3 For corrected test results are listed in the relevant table of radiated test data of this test report.



Worldwide Testing Services(Taiwan) Co., Ltd.

Registration number: W6D21109-11842-C-1

FCC ID: YV8-DA1101



Note:

Up Line: Peak Limit Line, Down Line: Ave Limit Line

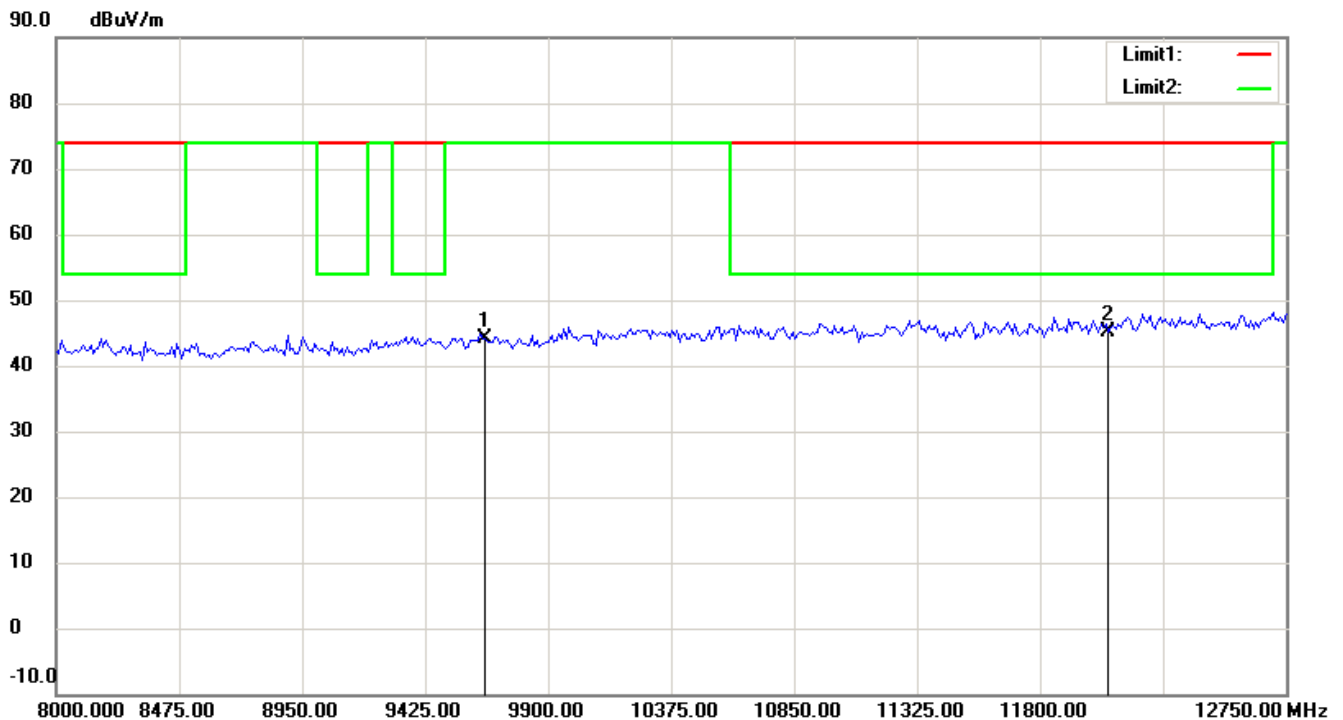
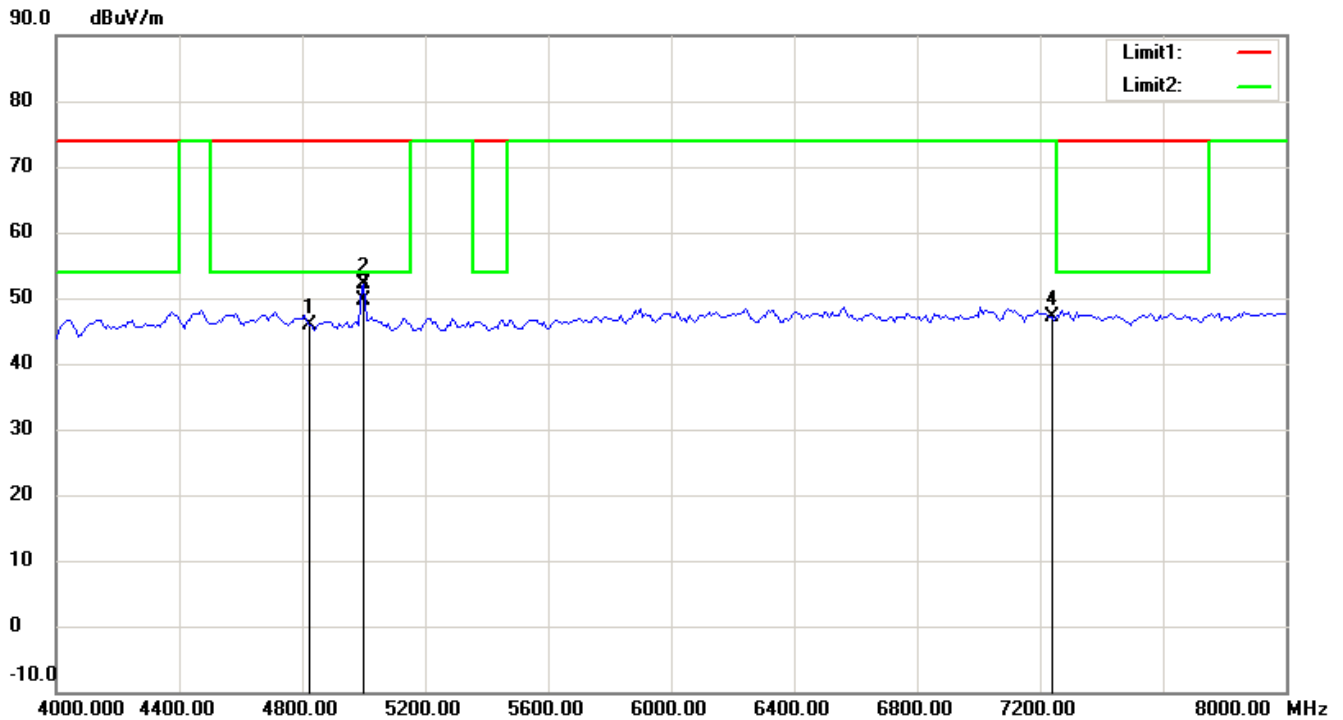
- 1 The attached measurement plots are preliminarily pre-scanned with peak detector for determining the final checking frequencies and are for reference only.
- 2 The some frequencies may exceed the limit line without the specified detectors, but that cannot present the results are failed to the specification of test standard.
- 3 For corrected test results are listed in the relevant table of radiated test data of this test report.



Worldwide Testing Services(Taiwan) Co., Ltd.

Registration number: W6D21109-11842-C-1

FCC ID: YV8-DA1101



Note:

Up Line: Peak Limit Line, Down Line: Ave Limit Line

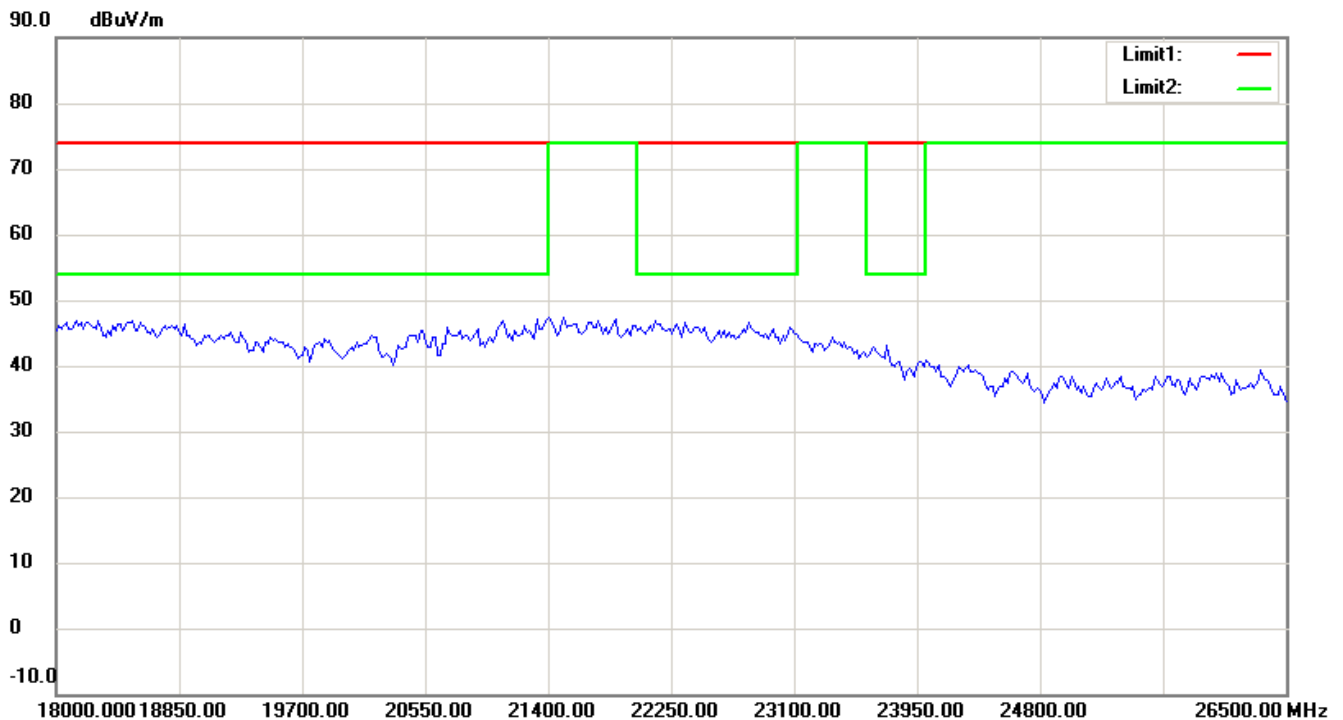
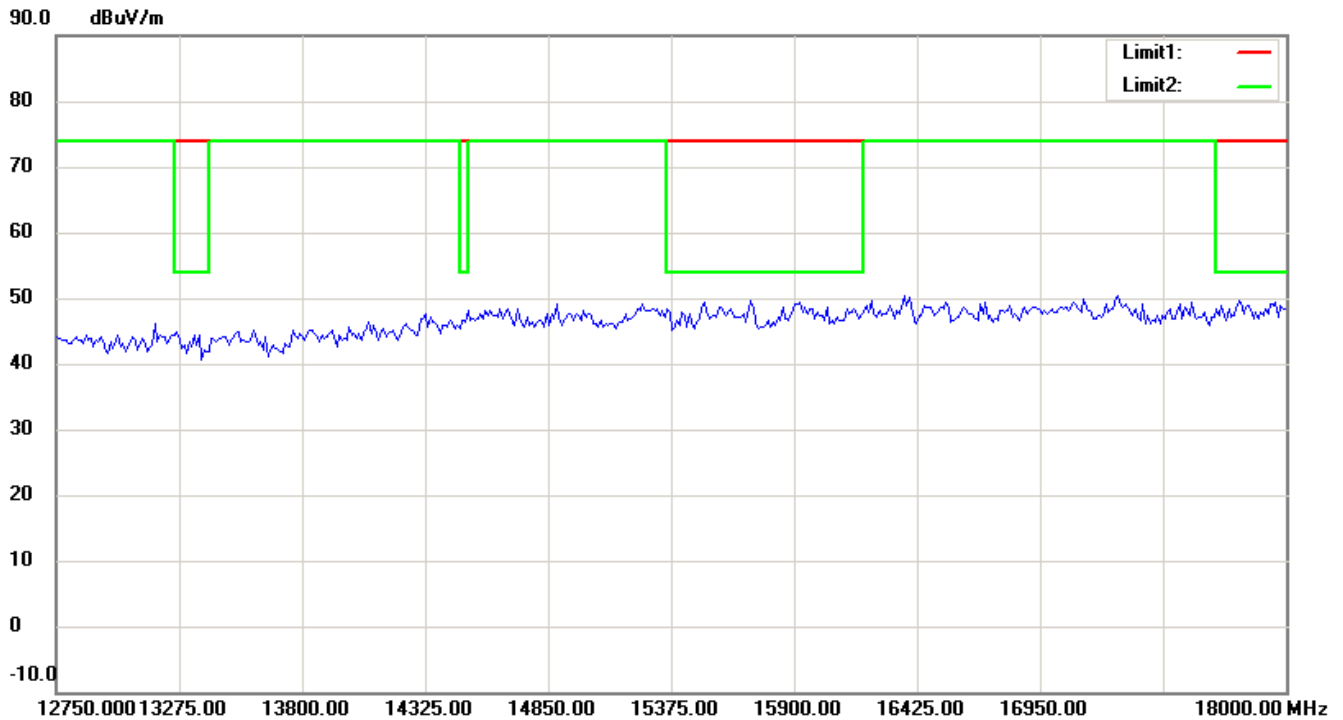
- 1 The attached measurement plots are preliminarily pre-scanned with peak detector for determining the final checking frequencies and are for reference only.
- 2 The some frequencies may exceed the limit line without the specified detectors, but that cannot present the results are failed to the specification of test standard.
- 3 For corrected test results are listed in the relevant table of radiated test data of this test report.



Worldwide Testing Services(Taiwan) Co., Ltd.

Registration number: W6D21109-11842-C-1

FCC ID: YV8-DA1101



Note:

Up Line: Peak Limit Line, Down Line: Ave Limit Line

- 1 The attached measurement plots are preliminarily pre-scanned with peak detector for determining the final checking frequencies and are for reference only.
- 2 The some frequencies may exceed the limit line without the specified detectors, but that cannot present the results are failed to the specification of test standard.
- 3 For corrected test results are listed in the relevant table of radiated test data of this test report.

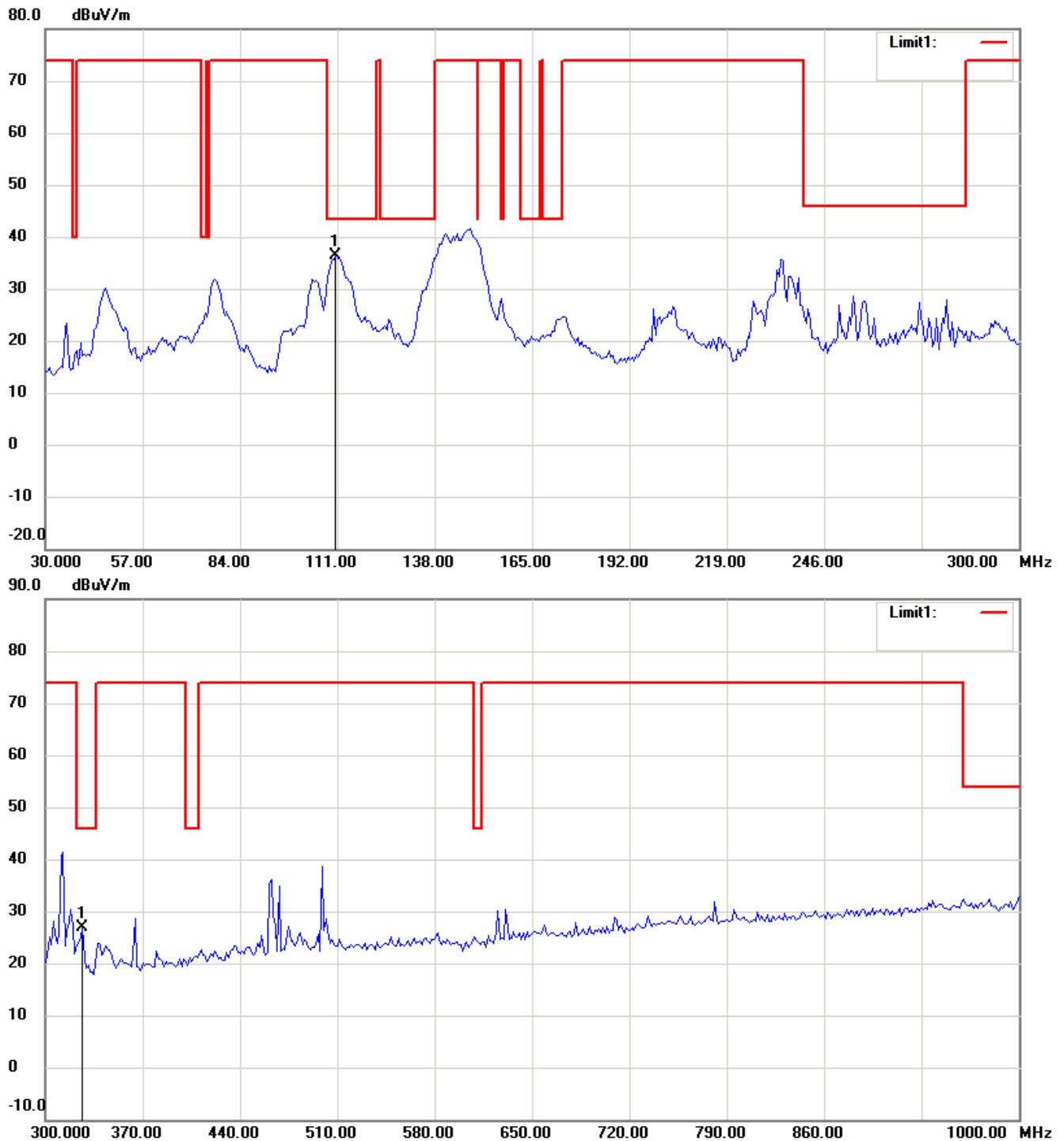


Worldwide Testing Services(Taiwan) Co., Ltd.

Registration number: W6D21109-11842-C-1

FCC ID: YV8-DA1101

Antenna Polarization V



Note:

Up Line: Peak Limit Line, Down Line: Ave Limit Line

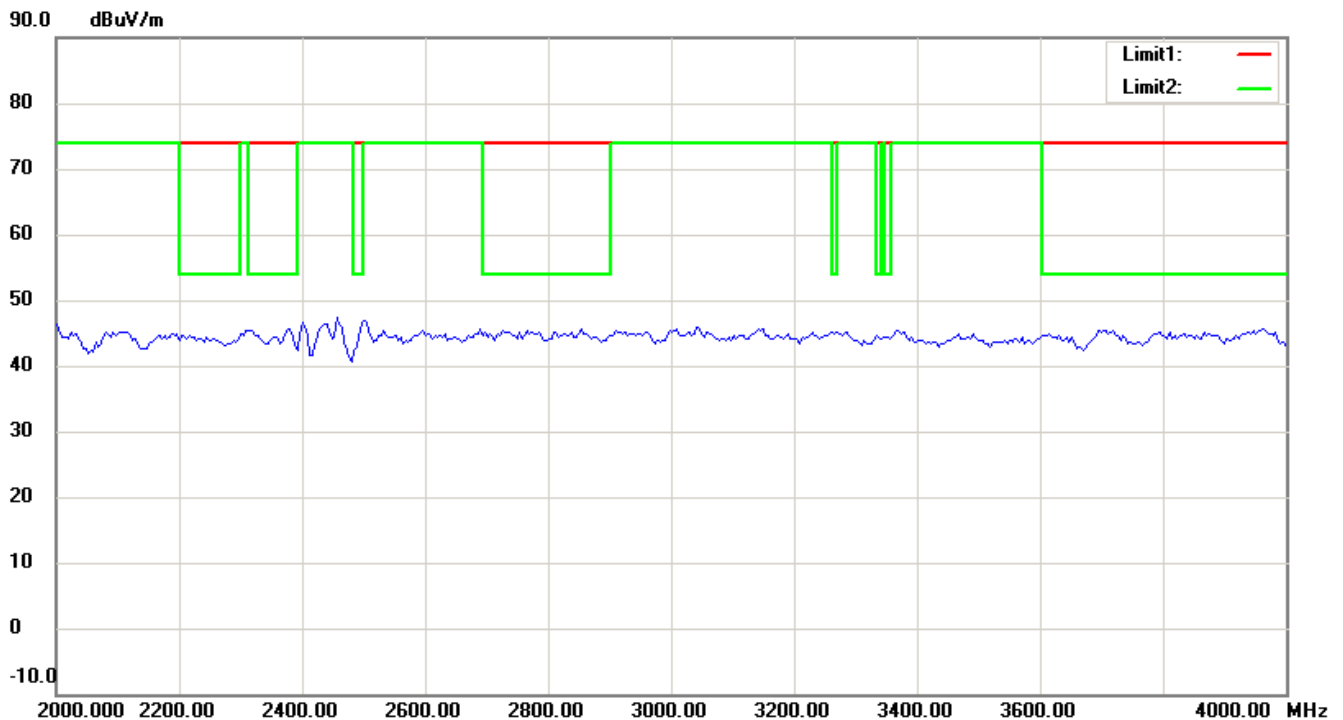
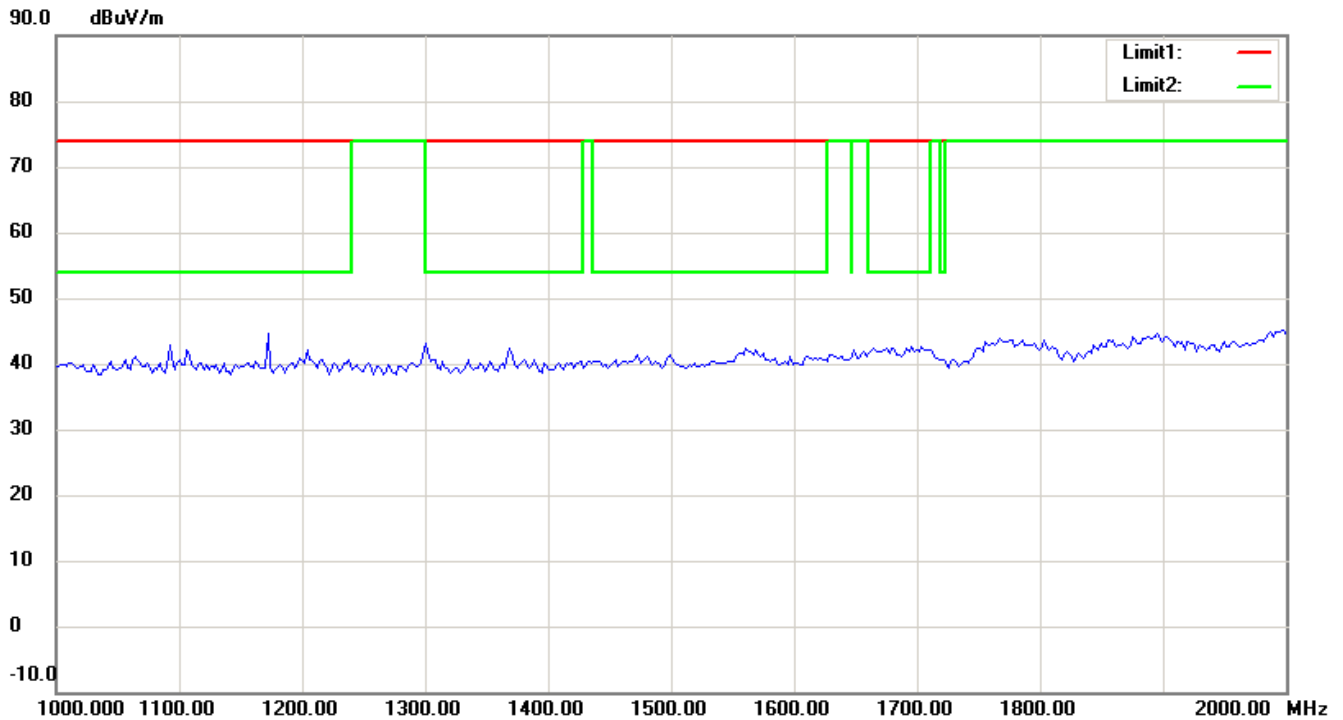
- 1 The attached measurement plots are preliminarily pre-scanned with peak detector for determining the final checking frequencies and are for reference only.
- 2 The some frequencies may exceed the limit line without the specified detectors, but that cannot present the results are failed to the specification of test standard.
- 3 For corrected test results are listed in the relevant table of radiated test data of this test report.



Worldwide Testing Services(Taiwan) Co., Ltd.

Registration number: W6D21109-11842-C-1

FCC ID: YV8-DA1101



Note:

Up Line: Peak Limit Line, Down Line: Ave Limit Line

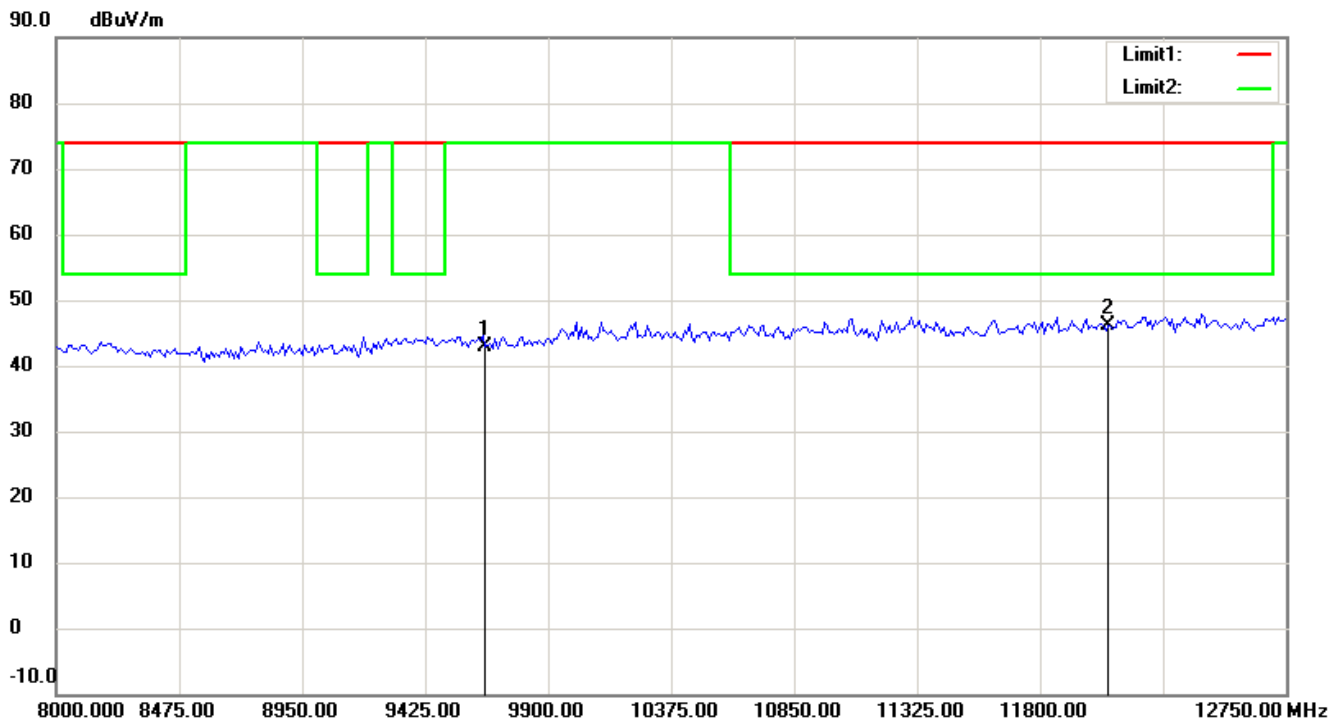
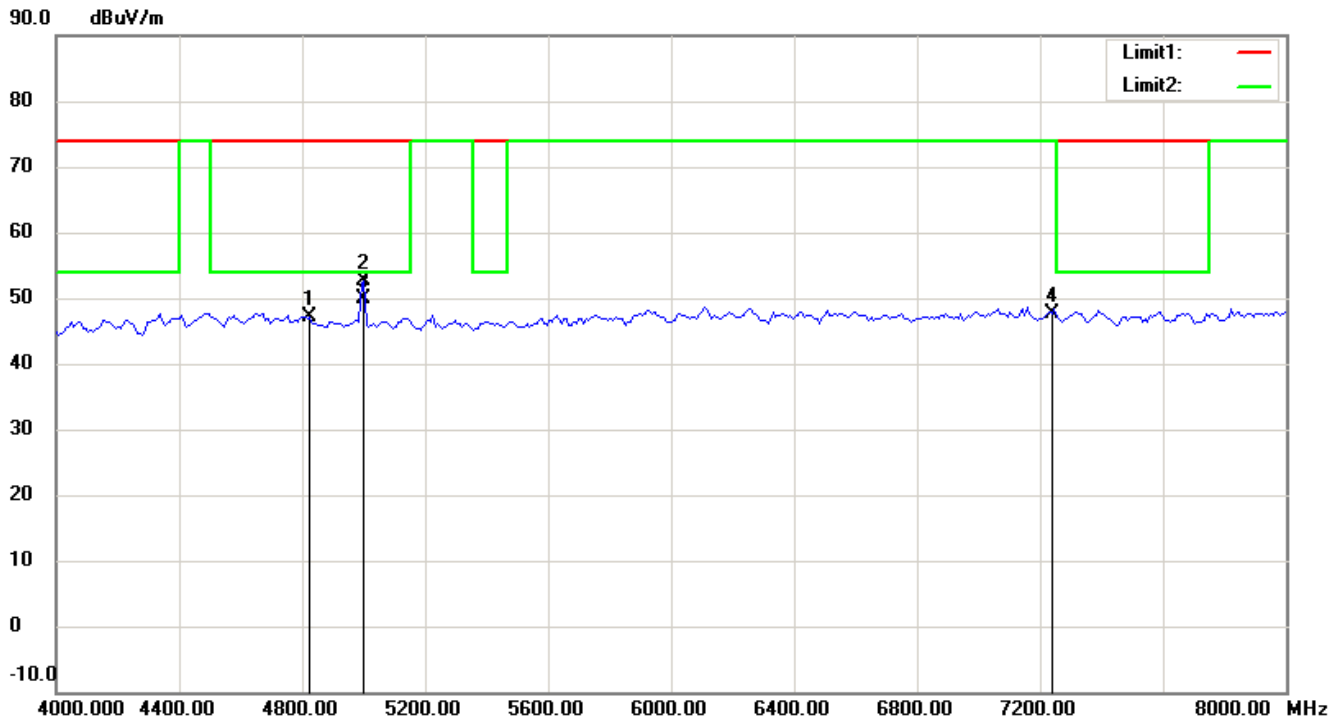
- 1 The attached measurement plots are preliminarily pre-scanned with peak detector for determining the final checking frequencies and are for reference only.
- 2 The some frequencies may exceed the limit line without the specified detectors, but that cannot present the results are failed to the specification of test standard.
- 3 For corrected test results are listed in the relevant table of radiated test data of this test report.



Worldwide Testing Services(Taiwan) Co., Ltd.

Registration number: W6D21109-11842-C-1

FCC ID: YV8-DA1101



Note:

Up Line: Peak Limit Line, Down Line: Ave Limit Line

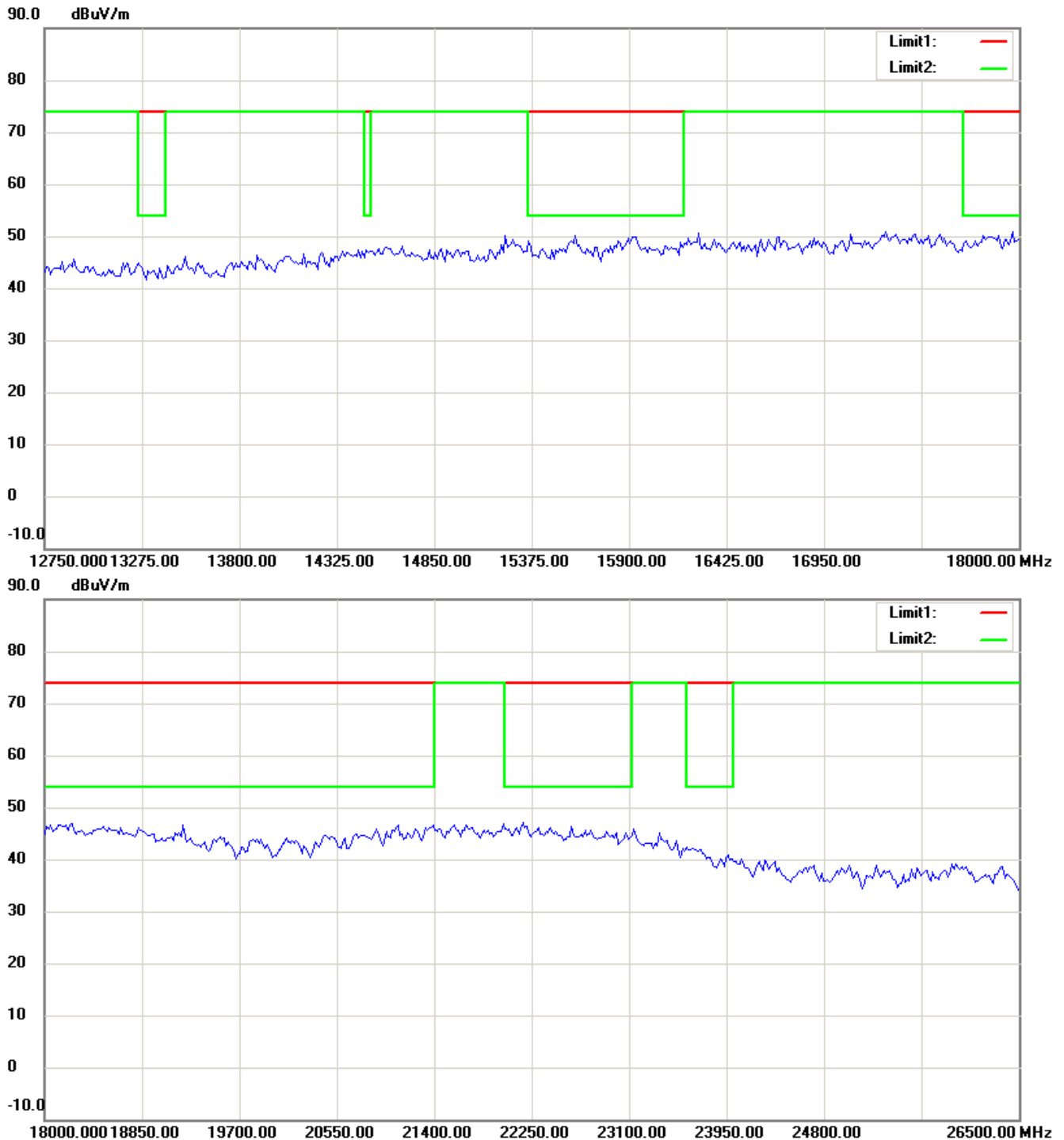
- 1 The attached measurement plots are preliminarily pre-scanned with peak detector for determining the final checking frequencies and are for reference only.
- 2 The some frequencies may exceed the limit line without the specified detectors, but that cannot present the results are failed to the specification of test standard.
- 3 For corrected test results are listed in the relevant table of radiated test data of this test report.



Worldwide Testing Services(Taiwan) Co., Ltd.

Registration number: W6D21109-11842-C-1

FCC ID: YV8-DA1101



Note:

Up Line: Peak Limit Line, Down Line: Ave Limit Line

- 1 The attached measurement plots are preliminarily pre-scanned with peak detector for determining the final checking frequencies and are for reference only.
- 2 The some frequencies may exceed the limit line without the specified detectors, but that cannot present the results are failed to the specification of test standard.
- 3 For corrected test results are listed in the relevant table of radiated test data of this test report.



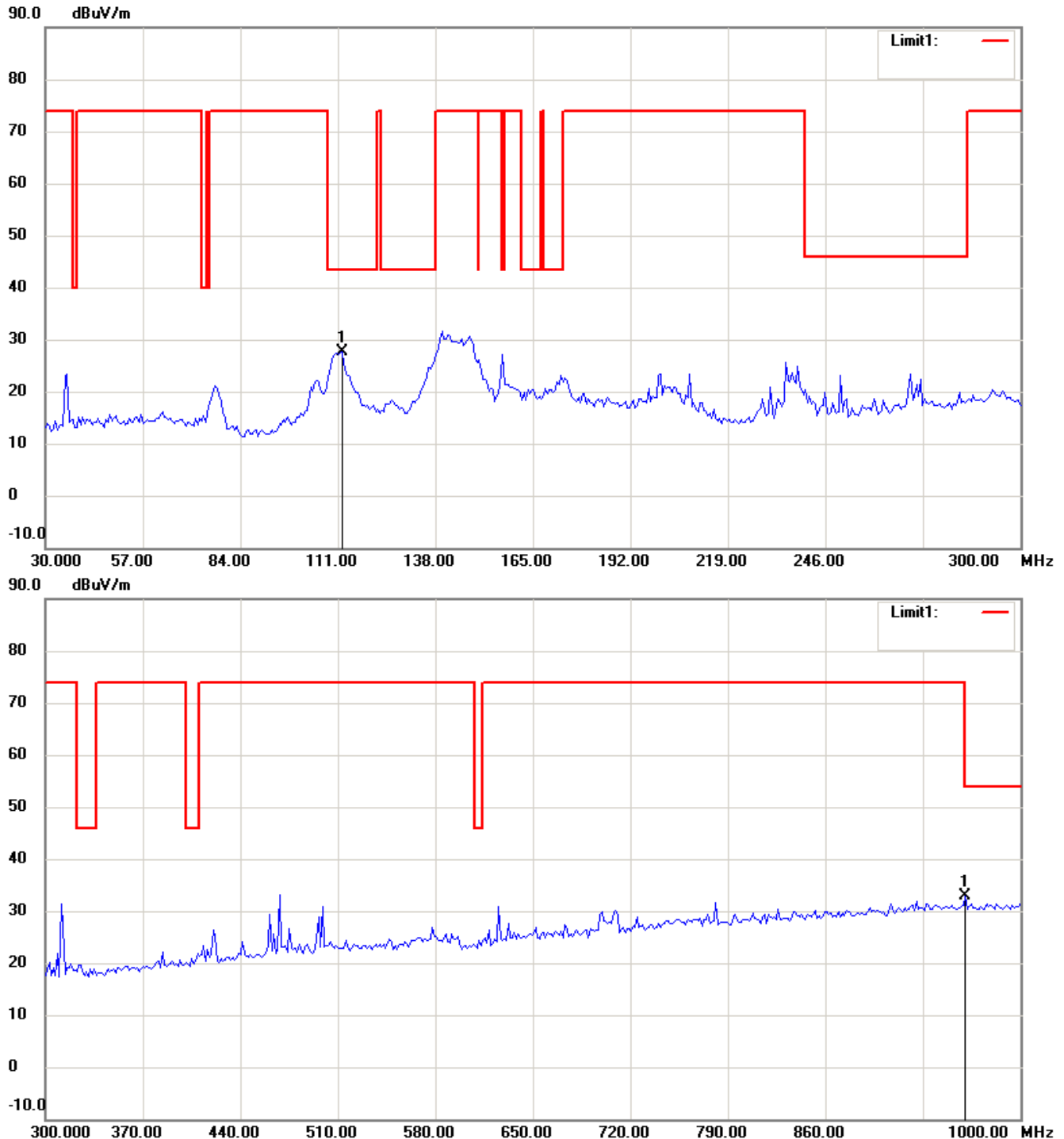
Worldwide Testing Services(Taiwan) Co., Ltd.

Registration number: W6D21109-11842-C-1

FCC ID: YV8-DA1101

802.11n 20MHz Channel 6

Antenna Polarization H



Note:

Up Line: Peak Limit Line, Down Line: Ave Limit Line

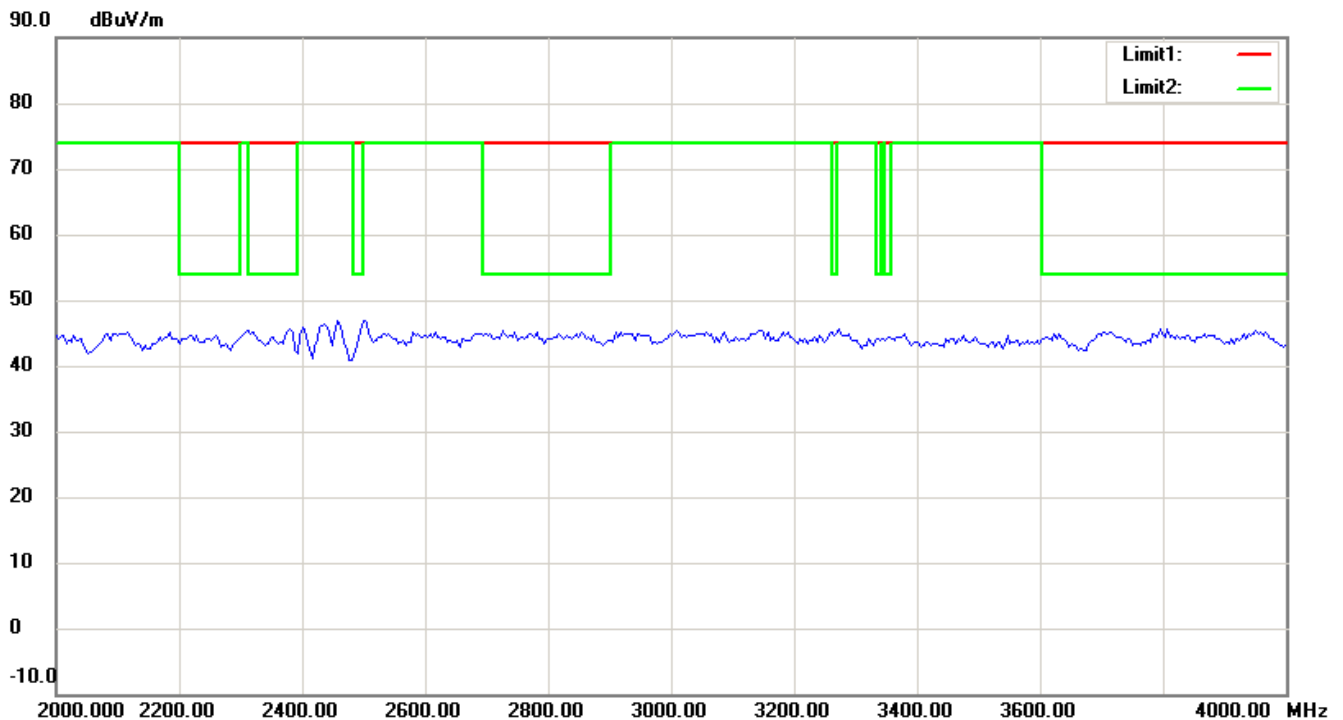
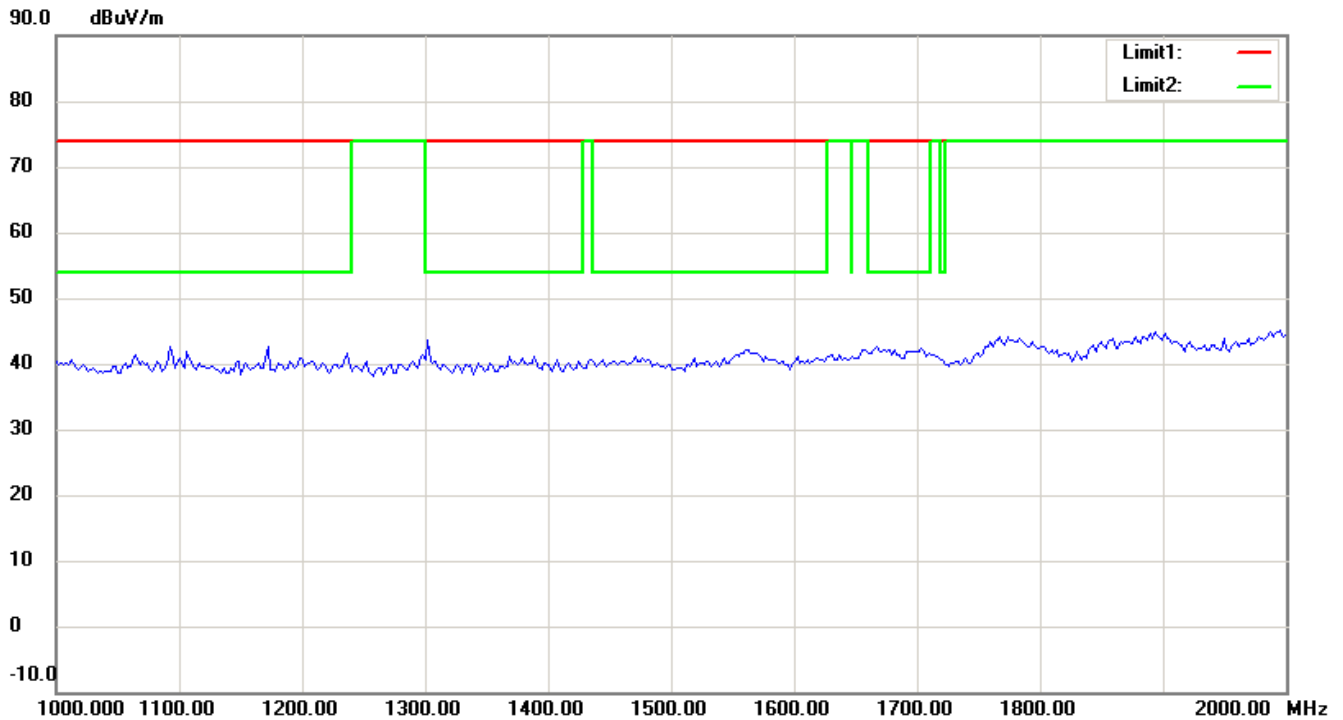
- 1 The attached measurement plots are preliminarily pre-scanned with peak detector for determining the final checking frequencies and are for reference only.
- 2 The some frequencies may exceed the limit line without the specified detectors, but that cannot present the results are failed to the specification of test standard.
- 3 For corrected test results are listed in the relevant table of radiated test data of this test report.



Worldwide Testing Services(Taiwan) Co., Ltd.

Registration number: W6D21109-11842-C-1

FCC ID: YV8-DA1101



Note:

Up Line: Peak Limit Line, Down Line: Ave Limit Line

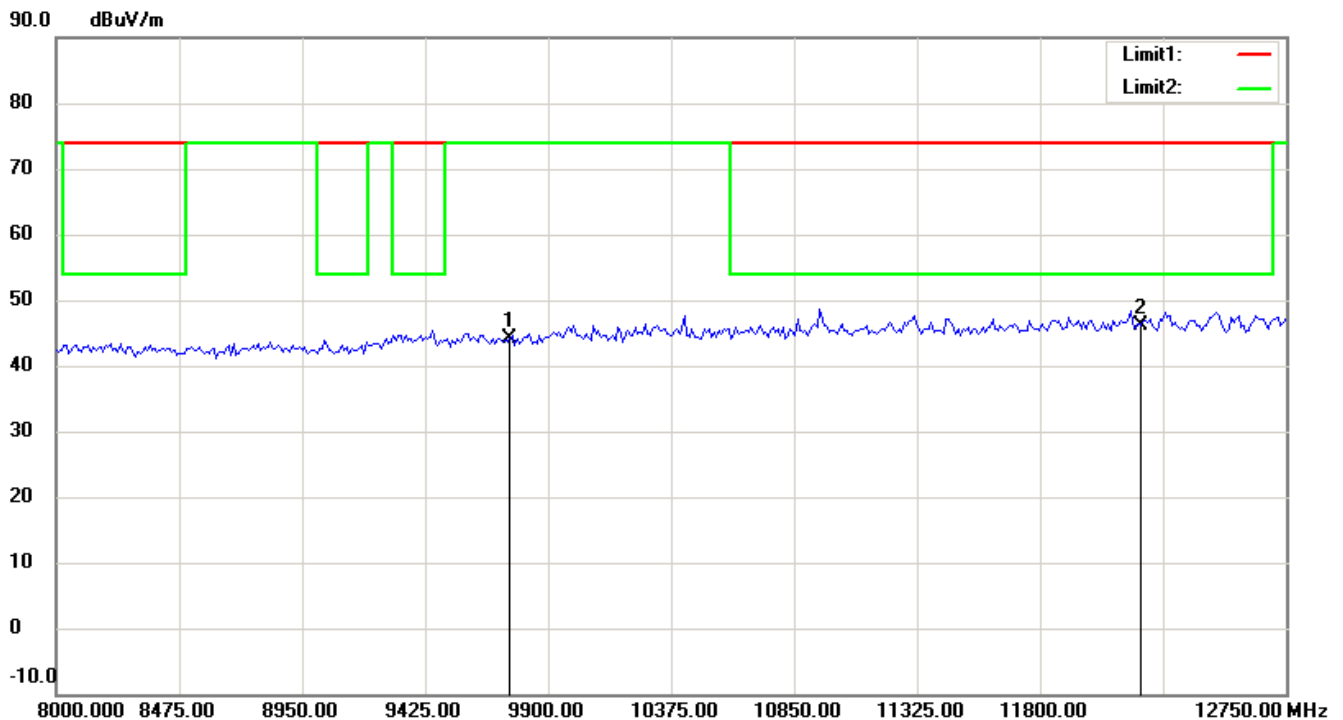
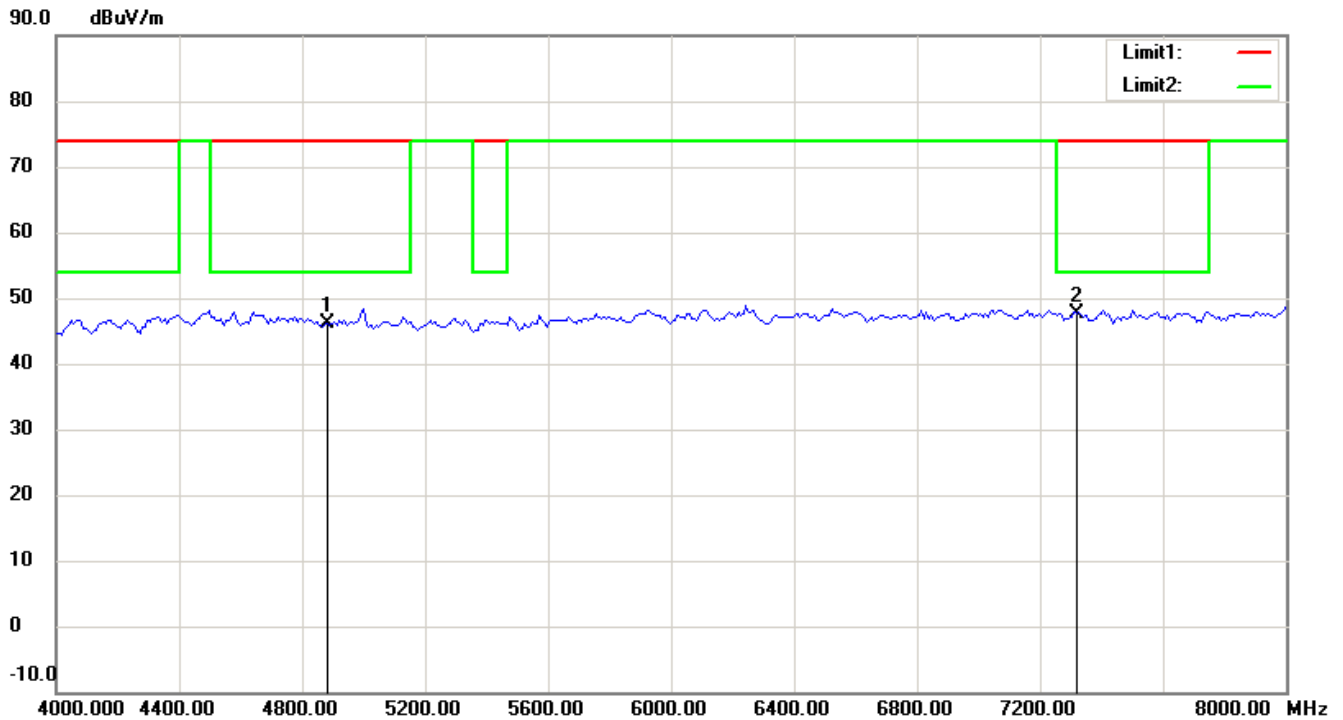
- 1 The attached measurement plots are preliminarily pre-scanned with peak detector for determining the final checking frequencies and are for reference only.
- 2 The some frequencies may exceed the limit line without the specified detectors, but that cannot present the results are failed to the specification of test standard.
- 3 For corrected test results are listed in the relevant table of radiated test data of this test report.



Worldwide Testing Services(Taiwan) Co., Ltd.

Registration number: W6D21109-11842-C-1

FCC ID: YV8-DA1101



Note:

Up Line: Peak Limit Line, Down Line: Ave Limit Line

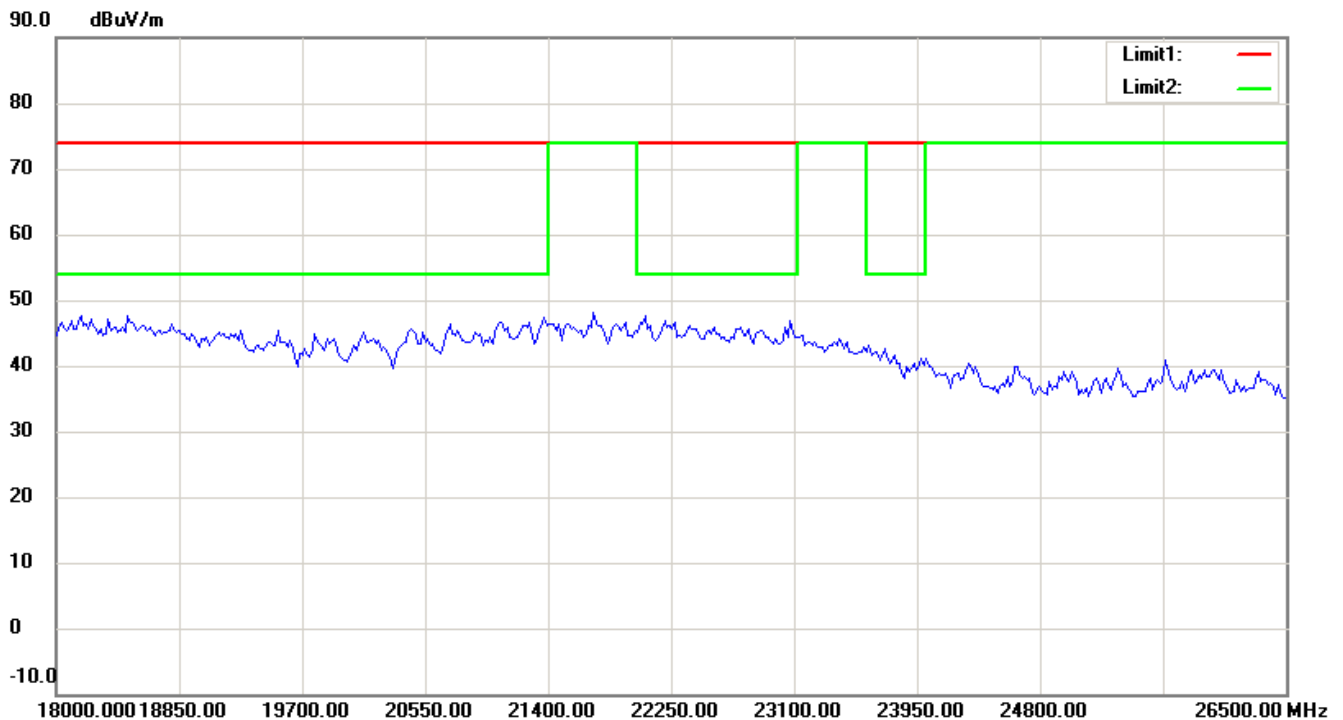
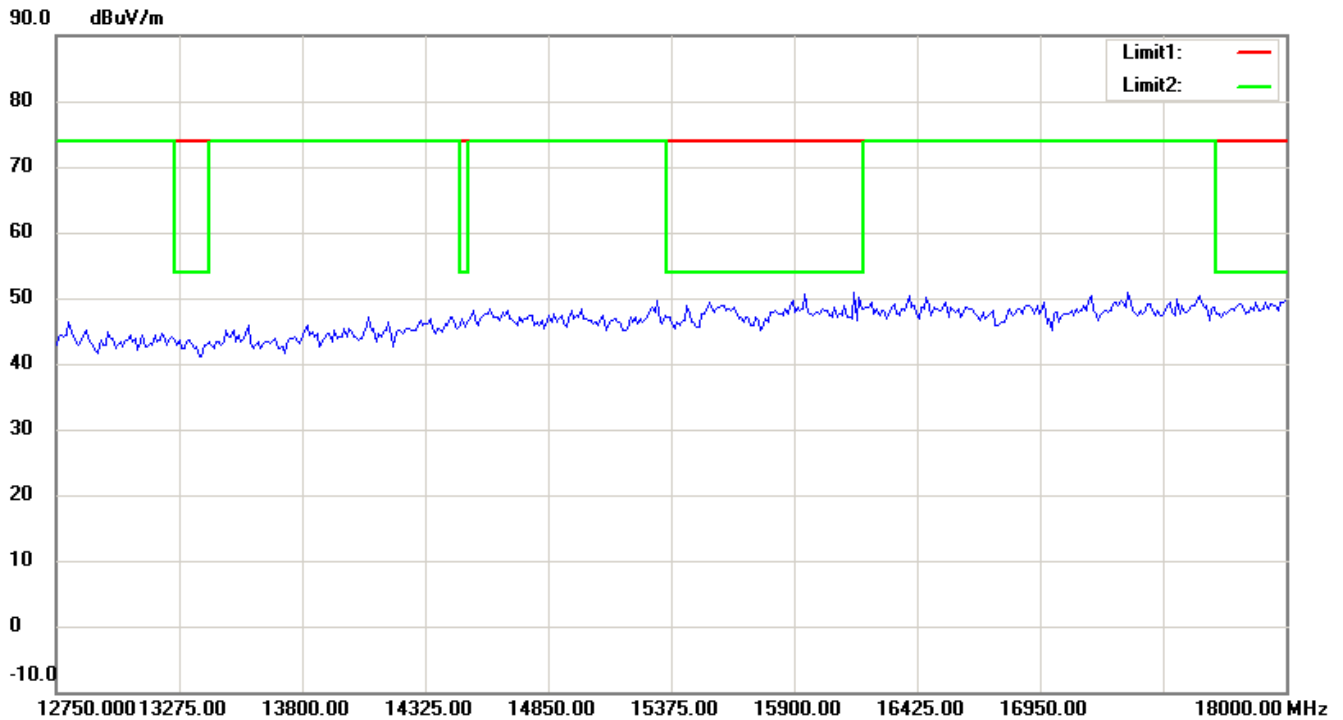
- 1 The attached measurement plots are preliminarily pre-scanned with peak detector for determining the final checking frequencies and are for reference only.
- 2 The some frequencies may exceed the limit line without the specified detectors, but that cannot present the results are failed to the specification of test standard.
- 3 For corrected test results are listed in the relevant table of radiated test data of this test report.



Worldwide Testing Services(Taiwan) Co., Ltd.

Registration number: W6D21109-11842-C-1

FCC ID: YV8-DA1101



Note:

Up Line: Peak Limit Line, Down Line: Ave Limit Line

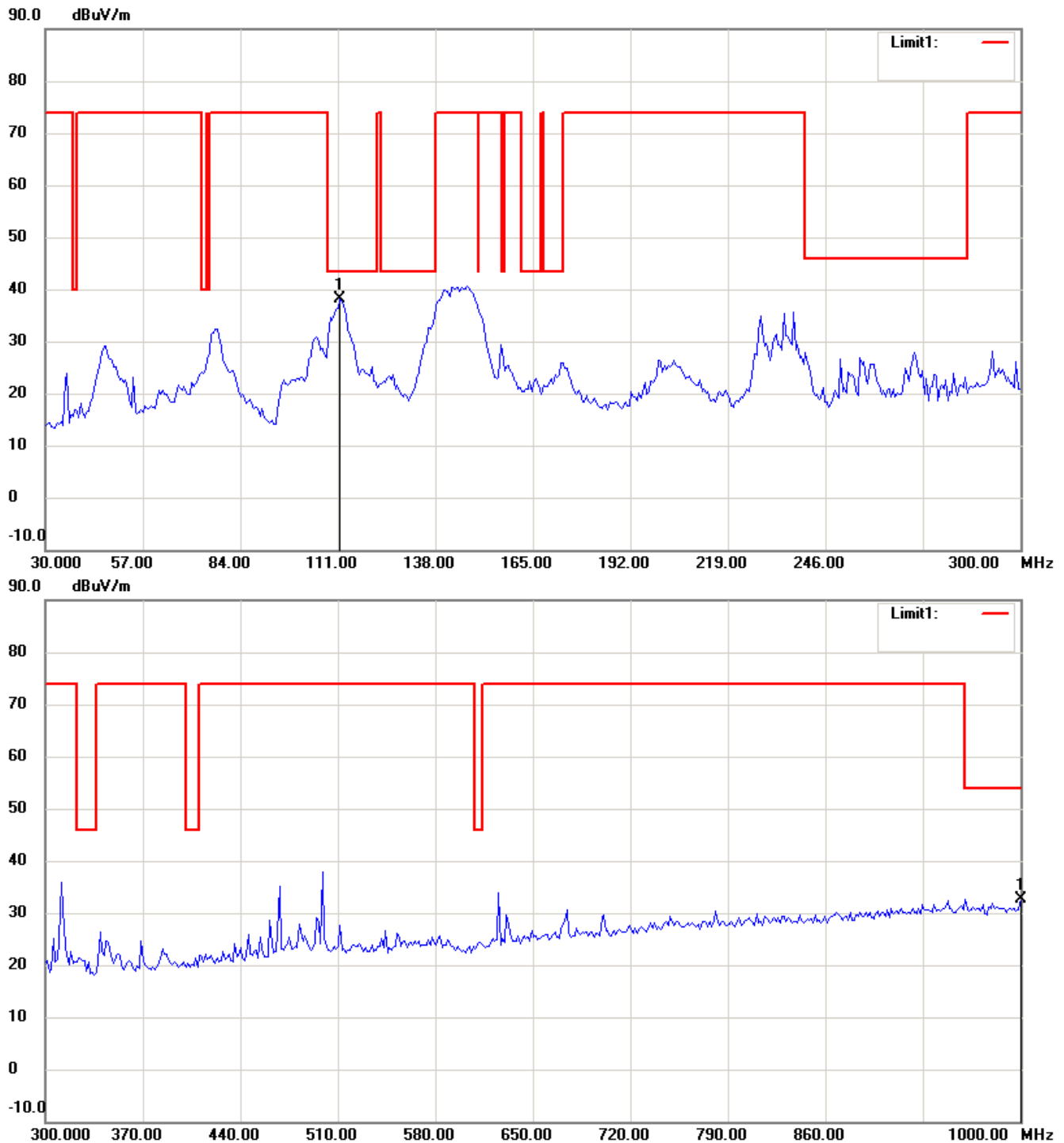
- 1 The attached measurement plots are preliminarily pre-scanned with peak detector for determining the final checking frequencies and are for reference only.
- 2 The some frequencies may exceed the limit line without the specified detectors, but that cannot present the results are failed to the specification of test standard.
- 3 For corrected test results are listed in the relevant table of radiated test data of this test report.



Registration number: W6D21109-11842-C-1

FCC ID: YV8-DA1101

Antenna Polarization V



Note:

Up Line: Peak Limit Line, Down Line: Ave Limit Line

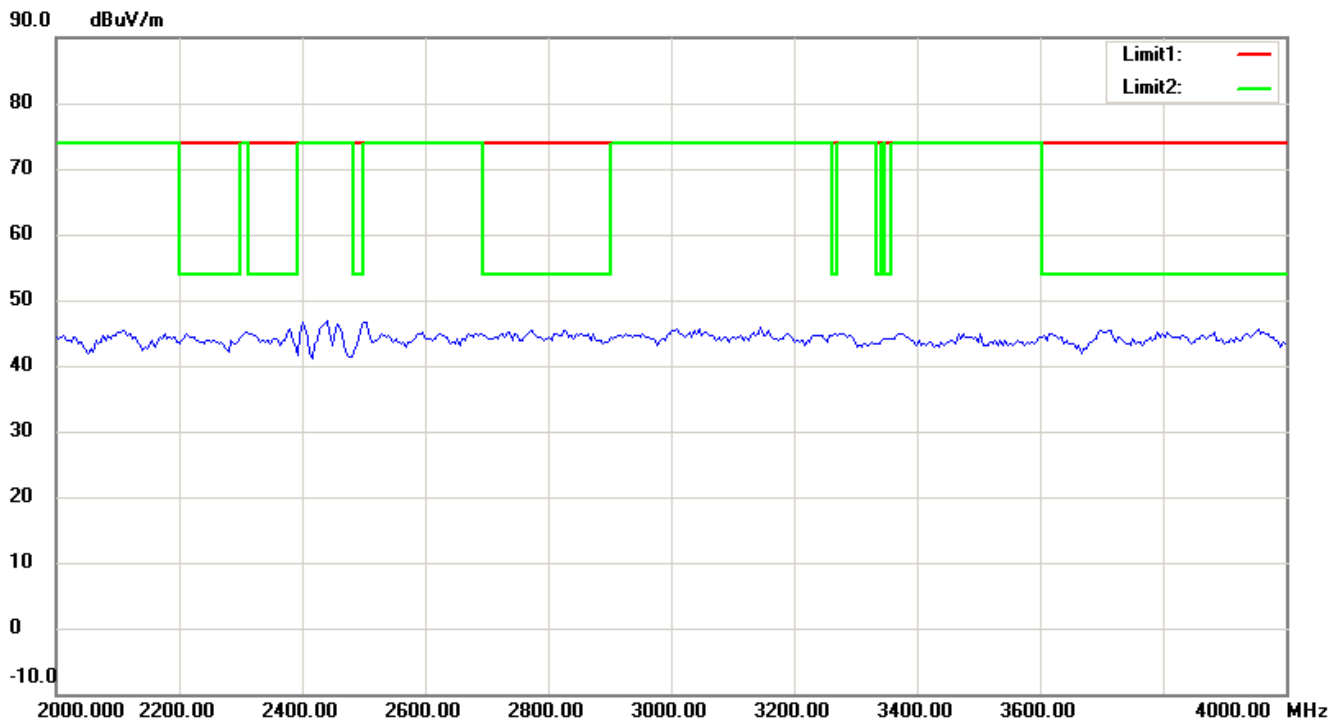
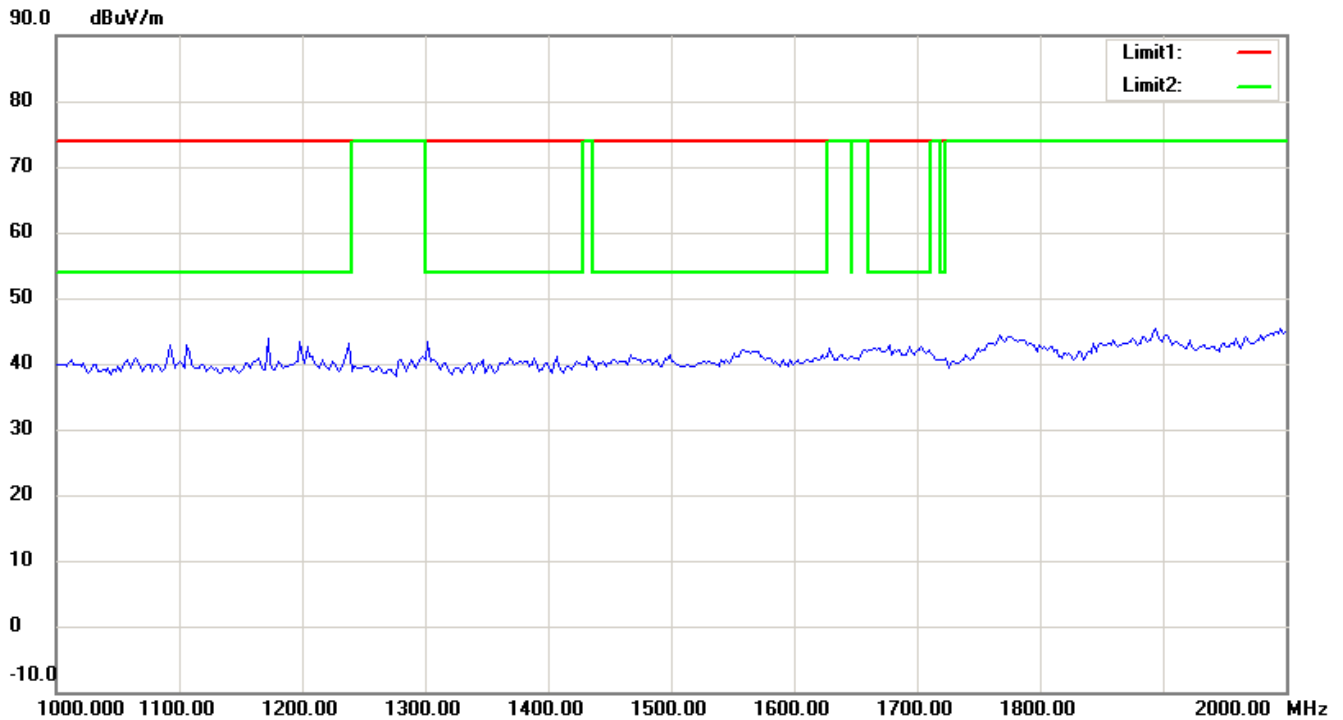
- 1 The attached measurement plots are preliminarily pre-scanned with peak detector for determining the final checking frequencies and are for reference only.
- 2 The some frequencies may exceed the limit line without the specified detectors, but that cannot present the results are failed to the specification of test standard.
- 3 For corrected test results are listed in the relevant table of radiated test data of this test report.



Worldwide Testing Services(Taiwan) Co., Ltd.

Registration number: W6D21109-11842-C-1

FCC ID: YV8-DA1101



Note:

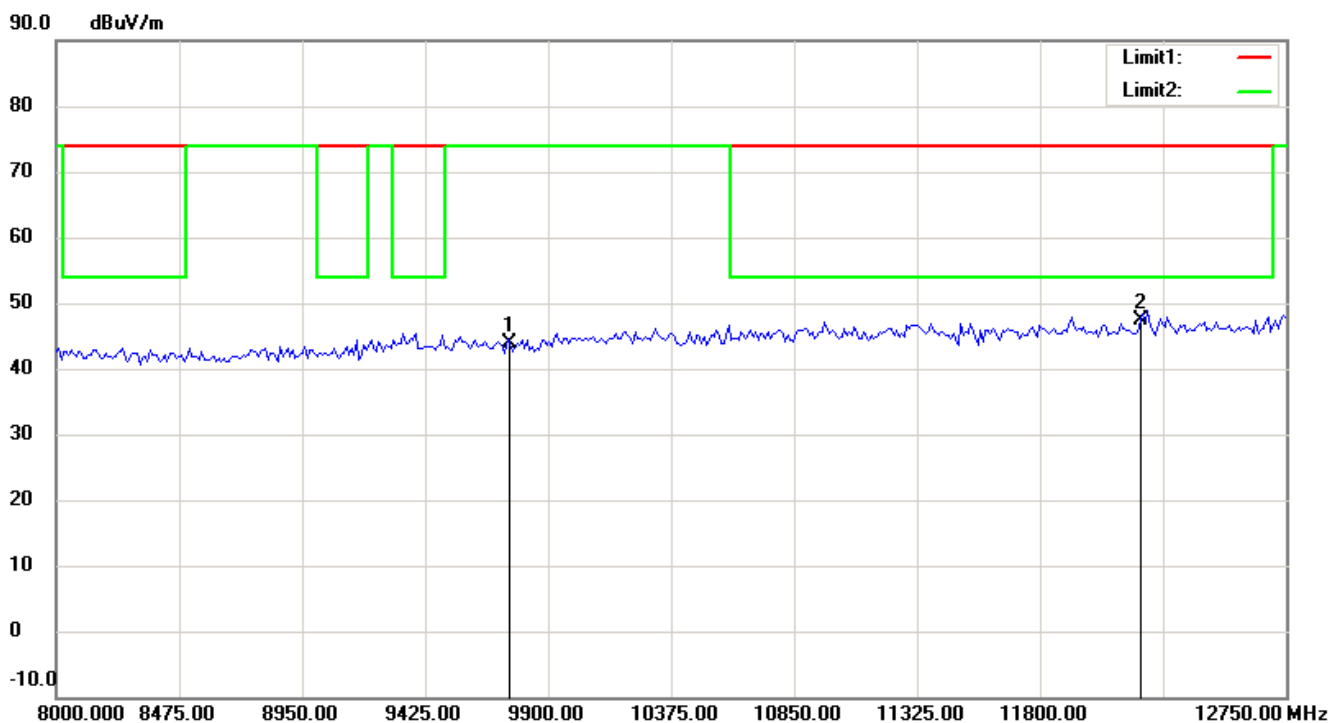
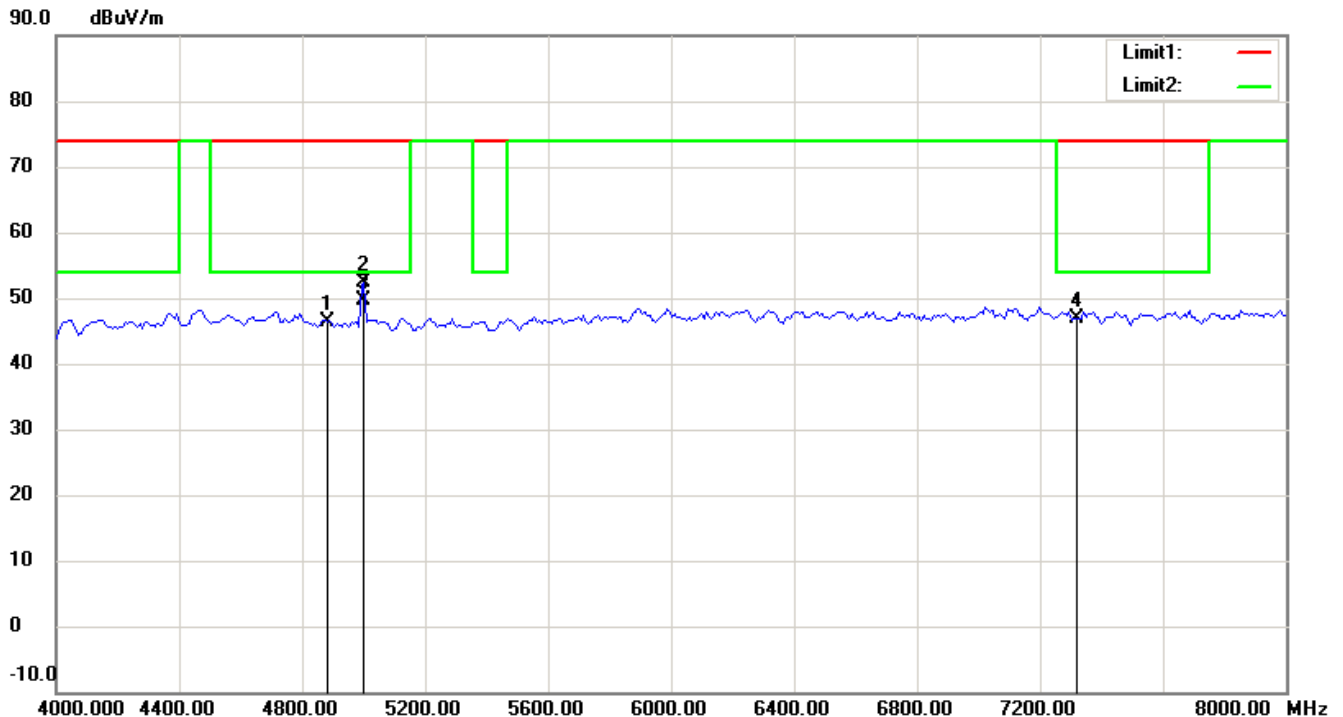
Up Line: Peak Limit Line, Down Line: Ave Limit Line

- 1 The attached measurement plots are preliminarily pre-scanned with peak detector for determining the final checking frequencies and are for reference only.
- 2 The some frequencies may exceed the limit line without the specified detectors, but that cannot present the results are failed to the specification of test standard.
- 3 For corrected test results are listed in the relevant table of radiated test data of this test report.



Registration number: W6D21109-11842-C-1

FCC ID: YV8-DA1101



Note:

Up Line: Peak Limit Line, Down Line: Ave Limit Line

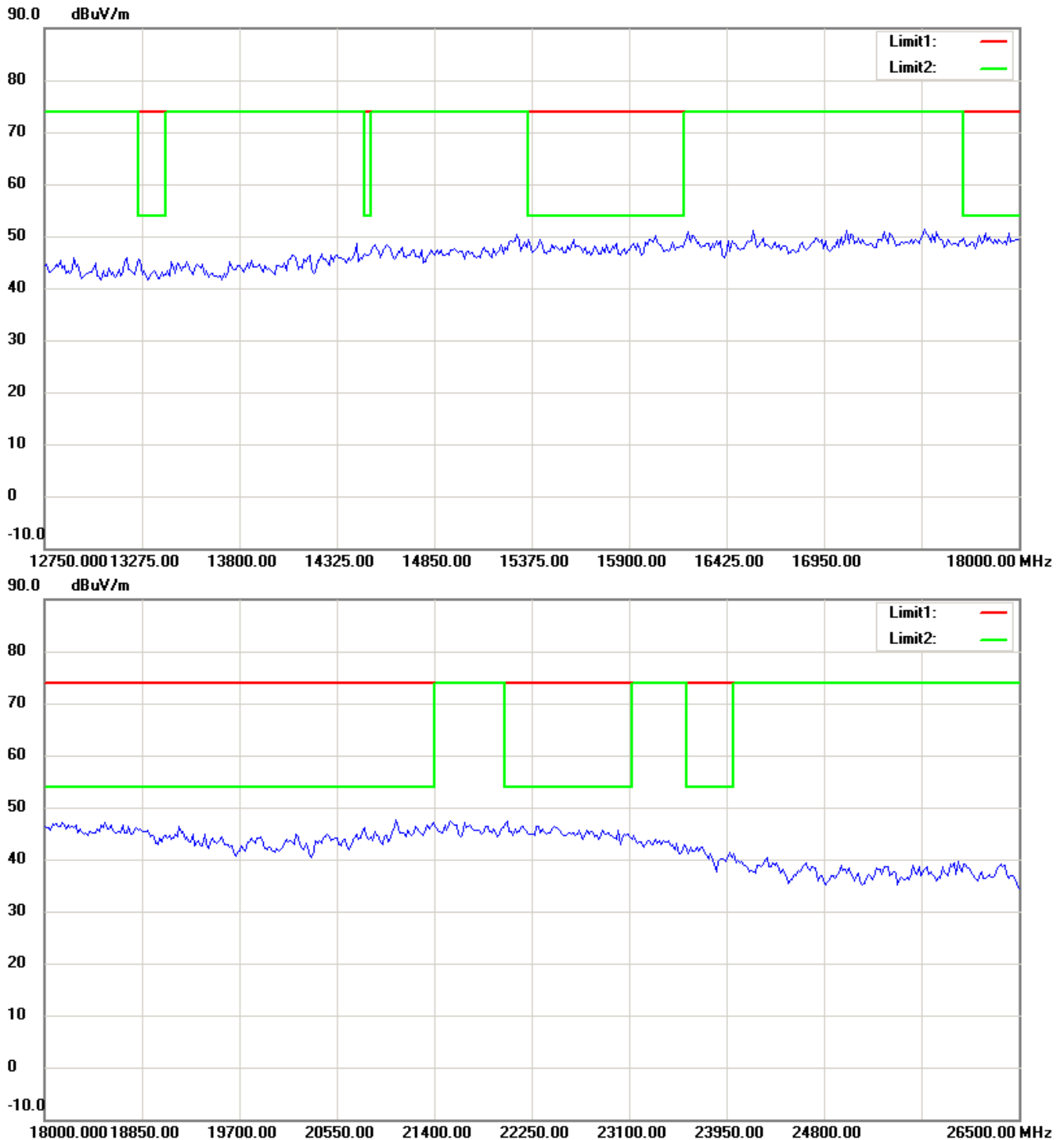
- 1 The attached measurement plots are preliminarily pre-scanned with peak detector for determining the final checking frequencies and are for reference only.
- 2 The some frequencies may exceed the limit line without the specified detectors, but that cannot present the results are failed to the specification of test standard.
- 3 For corrected test results are listed in the relevant table of radiated test data of this test report.



Worldwide Testing Services(Taiwan) Co., Ltd.

Registration number: W6D21109-11842-C-1

FCC ID: YV8-DA1101



Note:

Up Line: Peak Limit Line, Down Line: Ave Limit Line

- 1 The attached measurement plots are preliminarily pre-scanned with peak detector for determining the final checking frequencies and are for reference only.
- 2 The some frequencies may exceed the limit line without the specified detectors, but that cannot present the results are failed to the specification of test standard.
- 3 For corrected test results are listed in the relevant table of radiated test data of this test report.



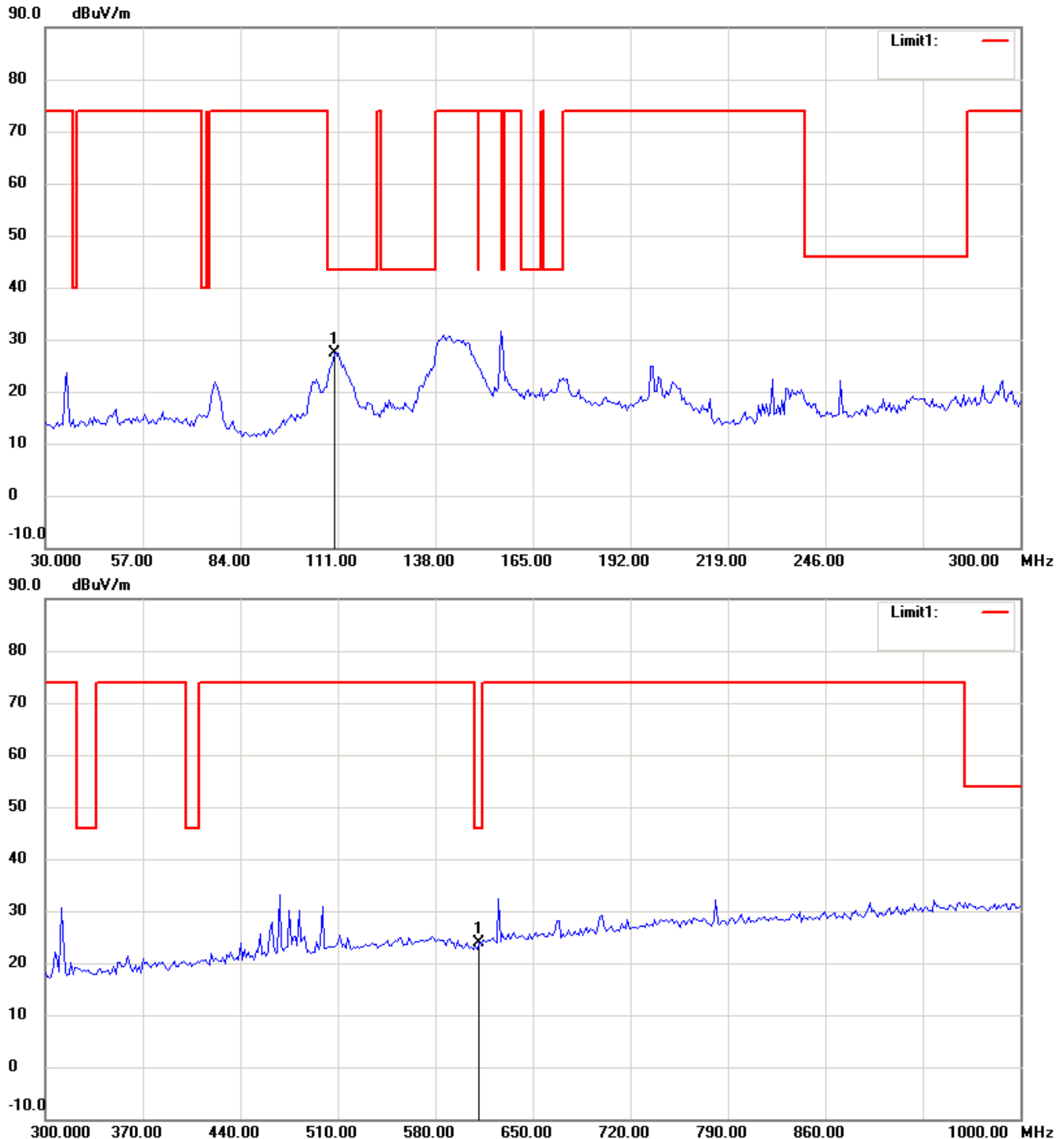
Worldwide Testing Services(Taiwan) Co., Ltd.

Registration number: W6D21109-11842-C-1

FCC ID: YV8-DA1101

802.11n 20MHz Channel 11

Antenna Polarization H



Note:

Up Line: Peak Limit Line, Down Line: Ave Limit Line

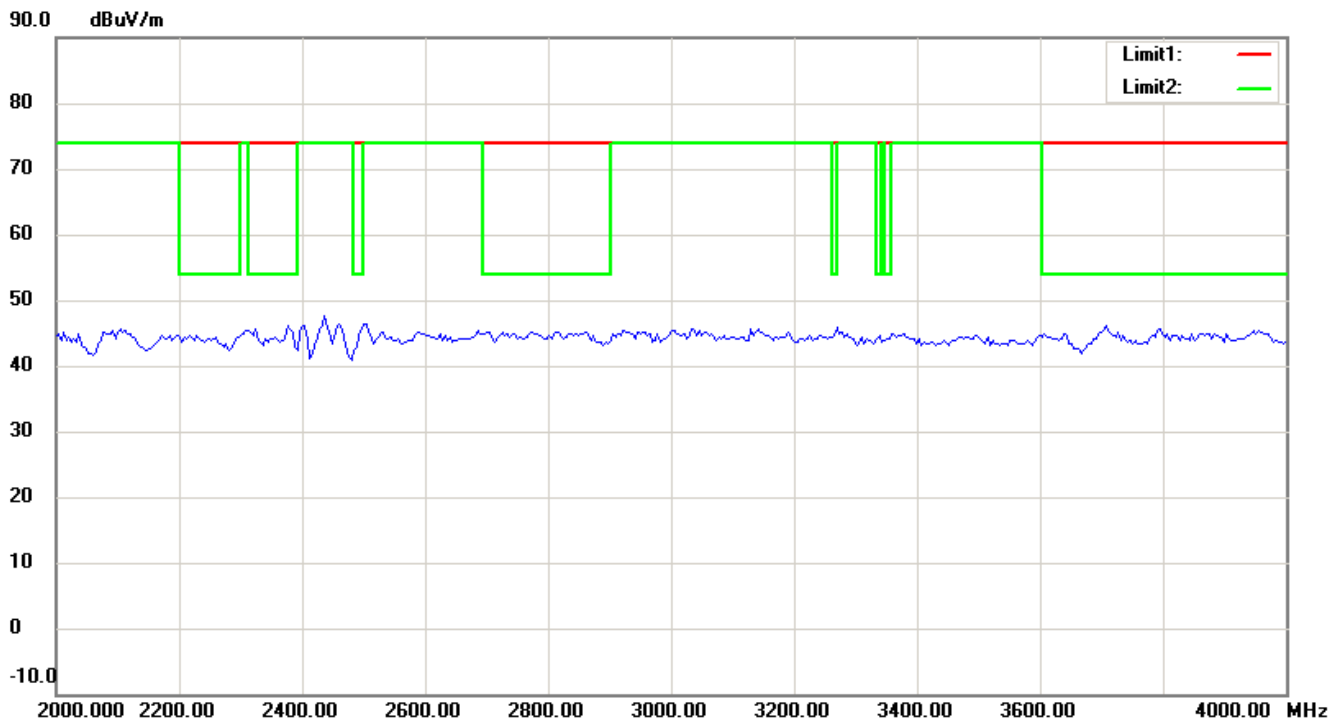
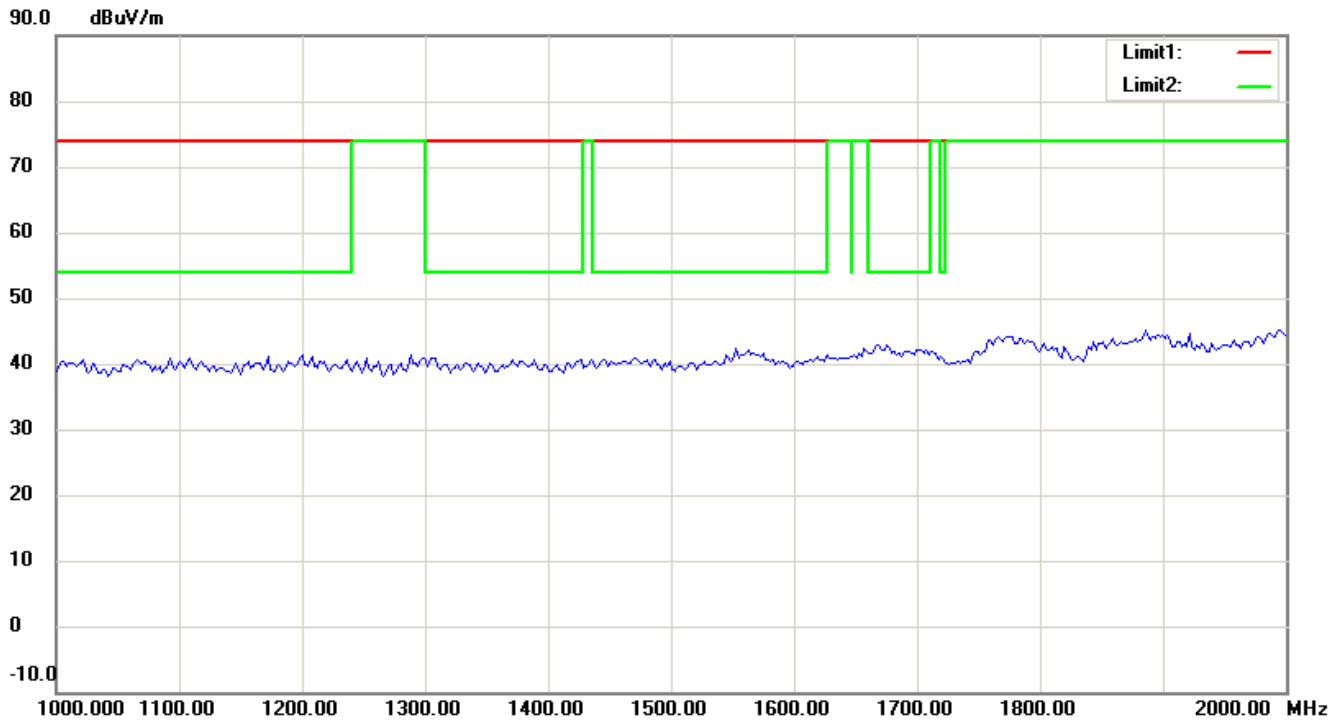
- 1 The attached measurement plots are preliminarily pre-scanned with peak detector for determining the final checking frequencies and are for reference only.
- 2 The some frequencies may exceed the limit line without the specified detectors, but that cannot present the results are failed to the specification of test standard.
- 3 For corrected test results are listed in the relevant table of radiated test data of this test report.



Worldwide Testing Services(Taiwan) Co., Ltd.

Registration number: W6D21109-11842-C-1

FCC ID: YV8-DA1101



Note:

Up Line: Peak Limit Line, Down Line: Ave Limit Line

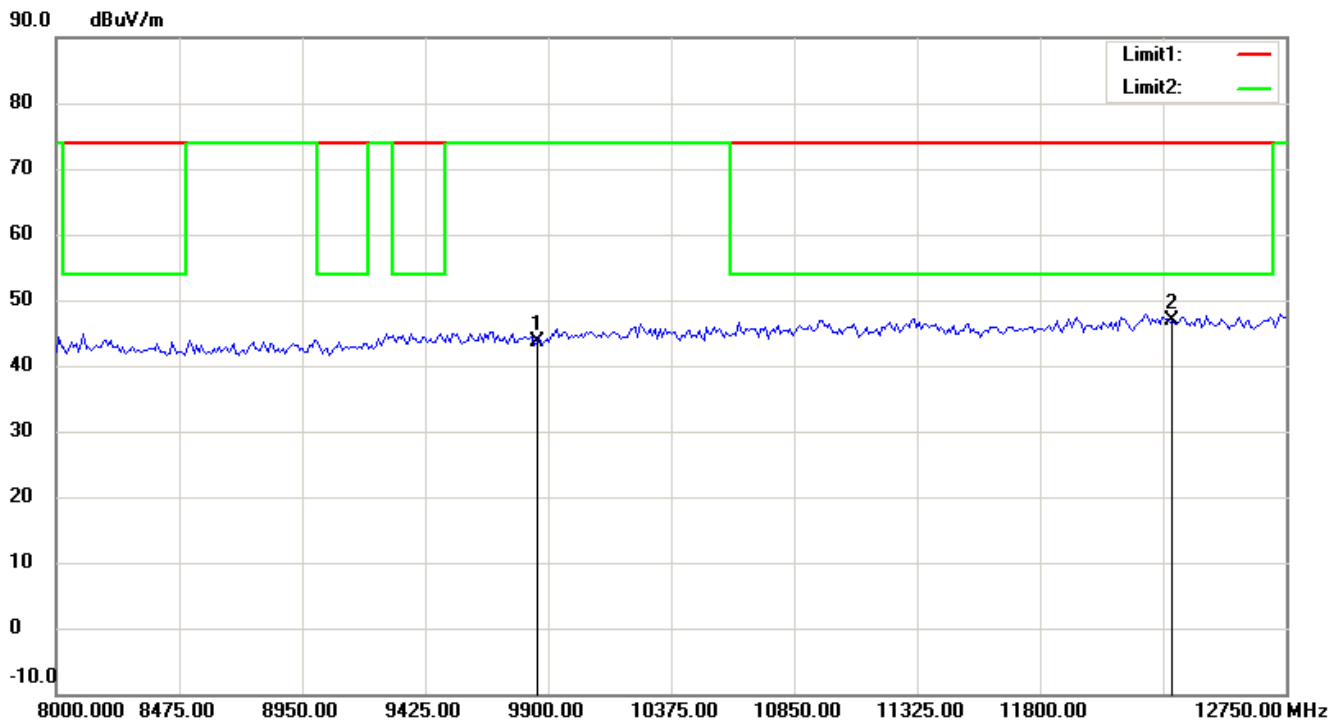
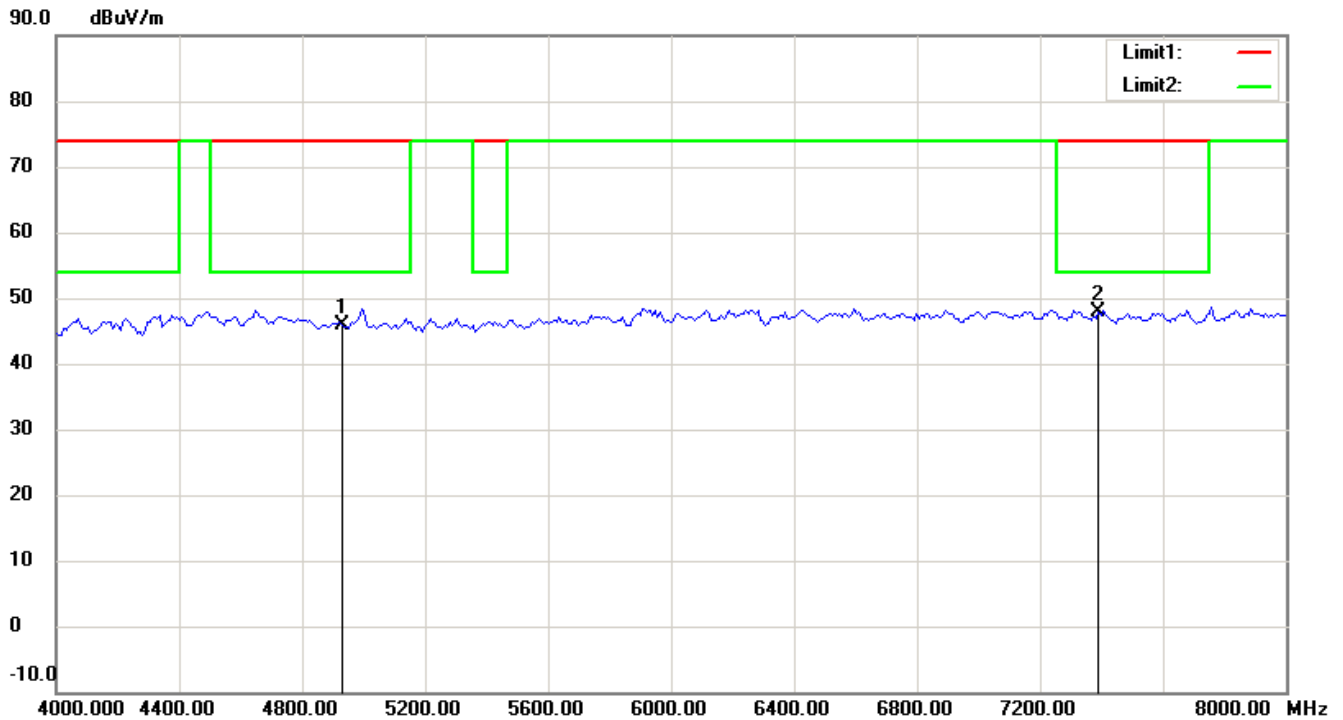
- 1 The attached measurement plots are preliminarily pre-scanned with peak detector for determining the final checking frequencies and are for reference only.
- 2 The some frequencies may exceed the limit line without the specified detectors, but that cannot present the results are failed to the specification of test standard.
- 3 For corrected test results are listed in the relevant table of radiated test data of this test report.



Worldwide Testing Services(Taiwan) Co., Ltd.

Registration number: W6D21109-11842-C-1

FCC ID: YV8-DA1101



Note:

Up Line: Peak Limit Line, Down Line: Ave Limit Line

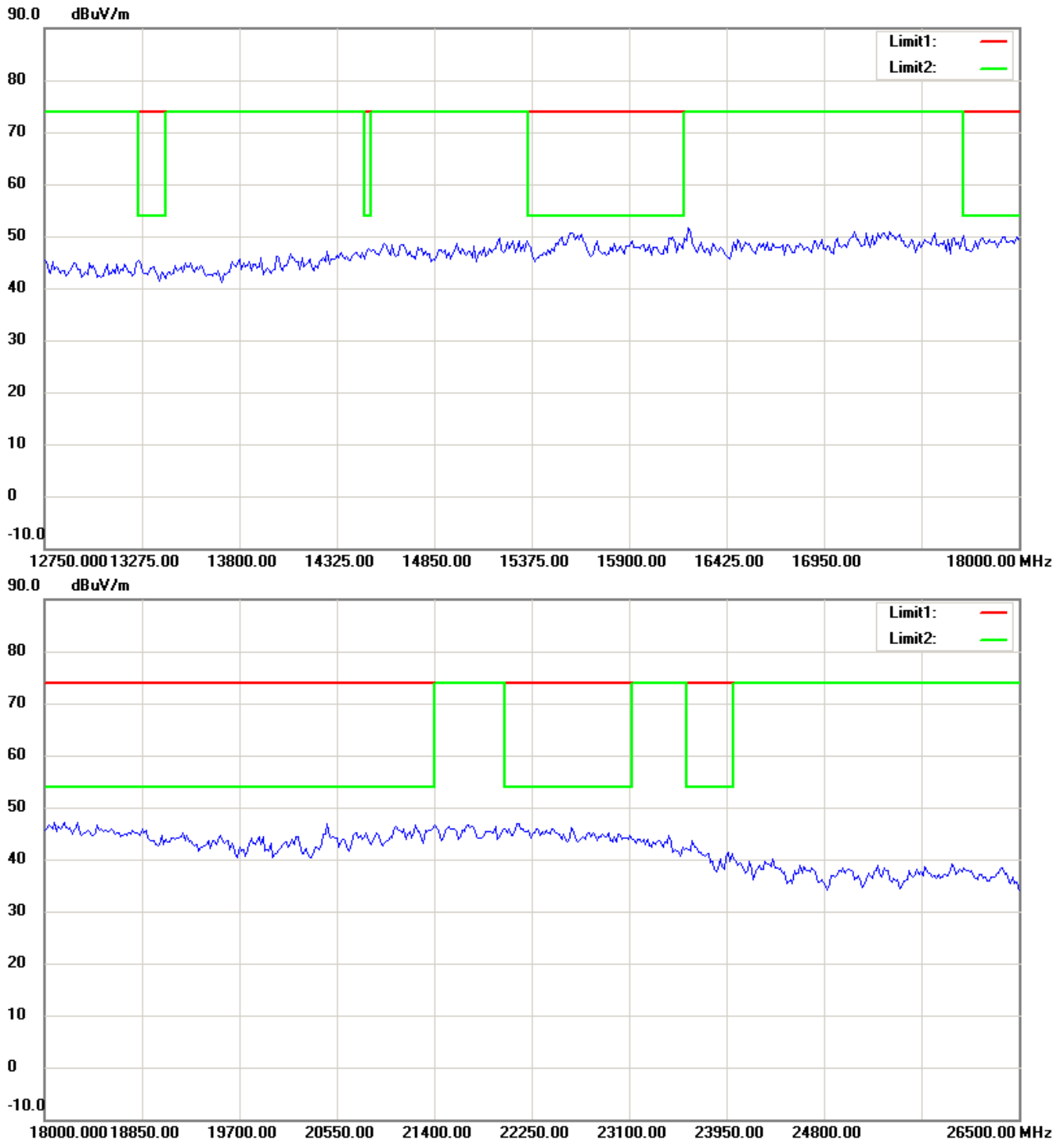
- 1 The attached measurement plots are preliminarily pre-scanned with peak detector for determining the final checking frequencies and are for reference only.
- 2 The some frequencies may exceed the limit line without the specified detectors, but that cannot present the results are failed to the specification of test standard.
- 3 For corrected test results are listed in the relevant table of radiated test data of this test report.



Worldwide Testing Services(Taiwan) Co., Ltd.

Registration number: W6D21109-11842-C-1

FCC ID: YV8-DA1101



Note:

Up Line: Peak Limit Line, Down Line: Ave Limit Line

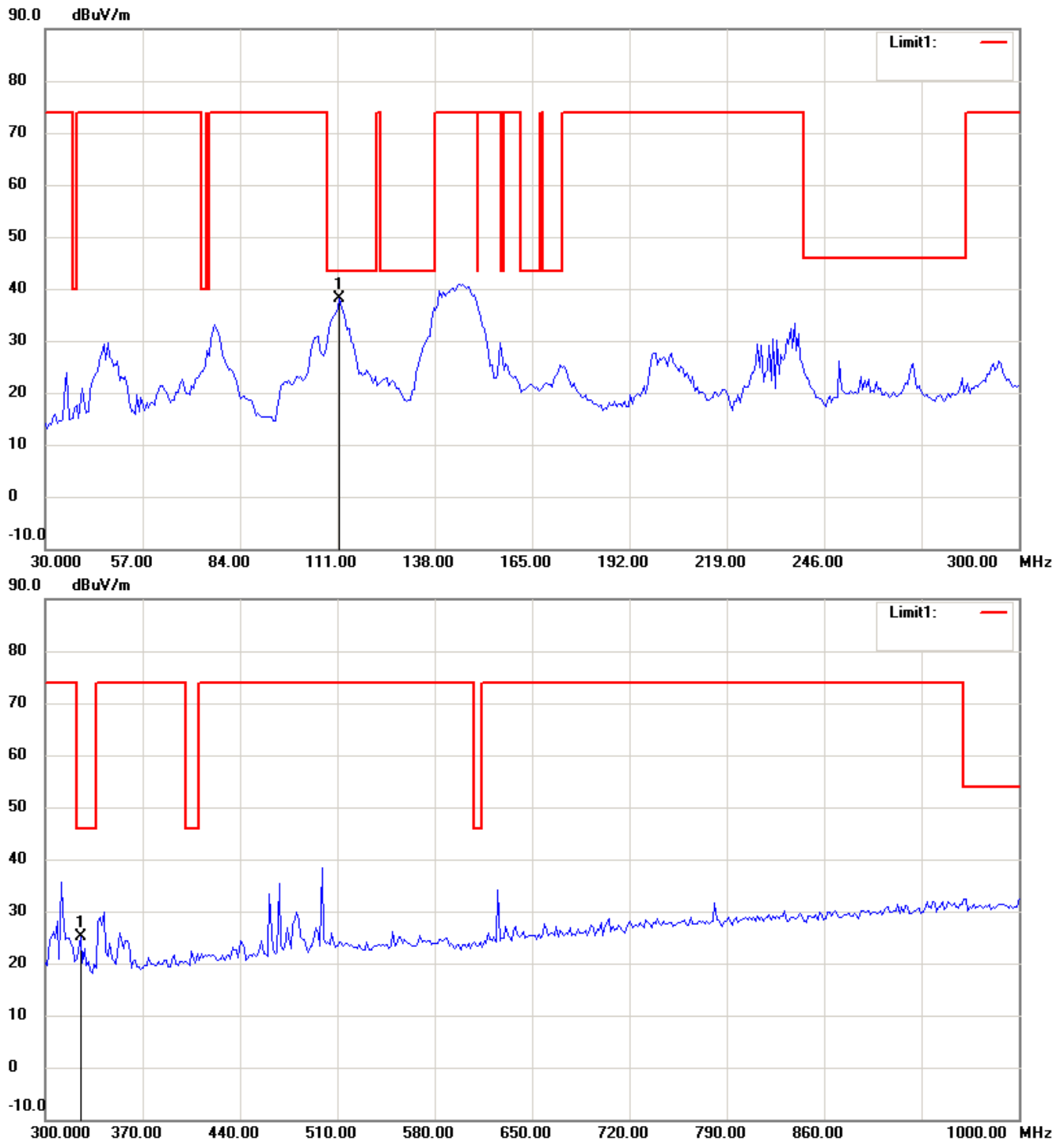
- 1 The attached measurement plots are preliminarily pre-scanned with peak detector for determining the final checking frequencies and are for reference only.
- 2 The some frequencies may exceed the limit line without the specified detectors, but that cannot present the results are failed to the specification of test standard.
- 3 For corrected test results are listed in the relevant table of radiated test data of this test report.



Registration number: W6D21109-11842-C-1

FCC ID: YV8-DA1101

Antenna Polarization V



Note:

Up Line: Peak Limit Line, Down Line: Ave Limit Line

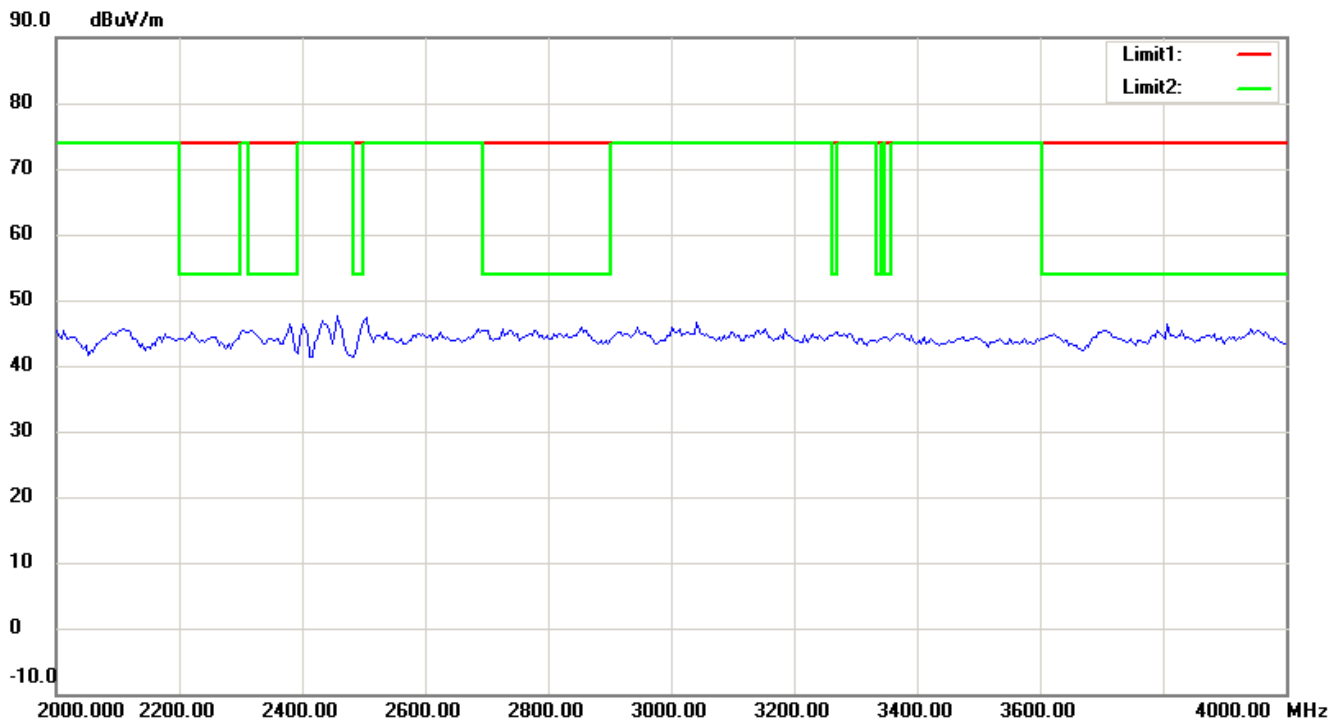
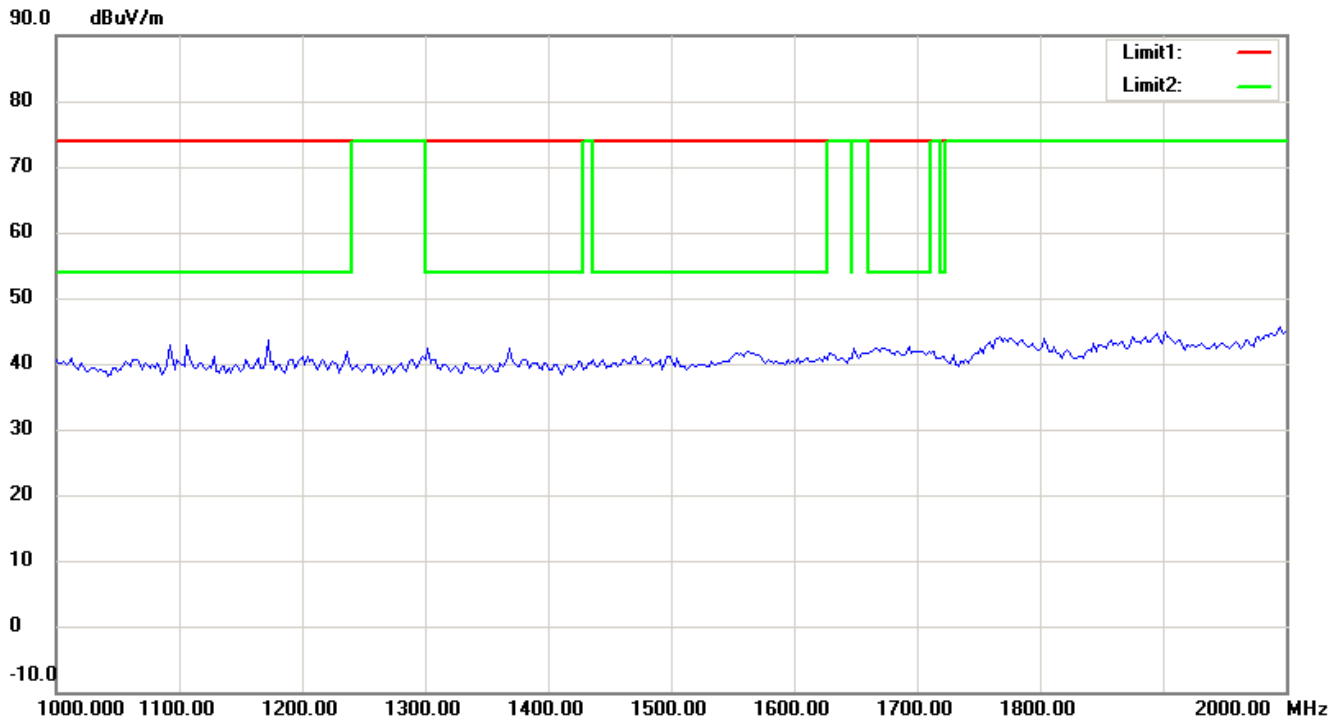
- 1 The attached measurement plots are preliminarily pre-scanned with peak detector for determining the final checking frequencies and are for reference only.
- 2 The some frequencies may exceed the limit line without the specified detectors, but that cannot present the results are failed to the specification of test standard.
- 3 For corrected test results are listed in the relevant table of radiated test data of this test report.



Worldwide Testing Services(Taiwan) Co., Ltd.

Registration number: W6D21109-11842-C-1

FCC ID: YV8-DA1101



Note:

Up Line: Peak Limit Line, Down Line: Ave Limit Line

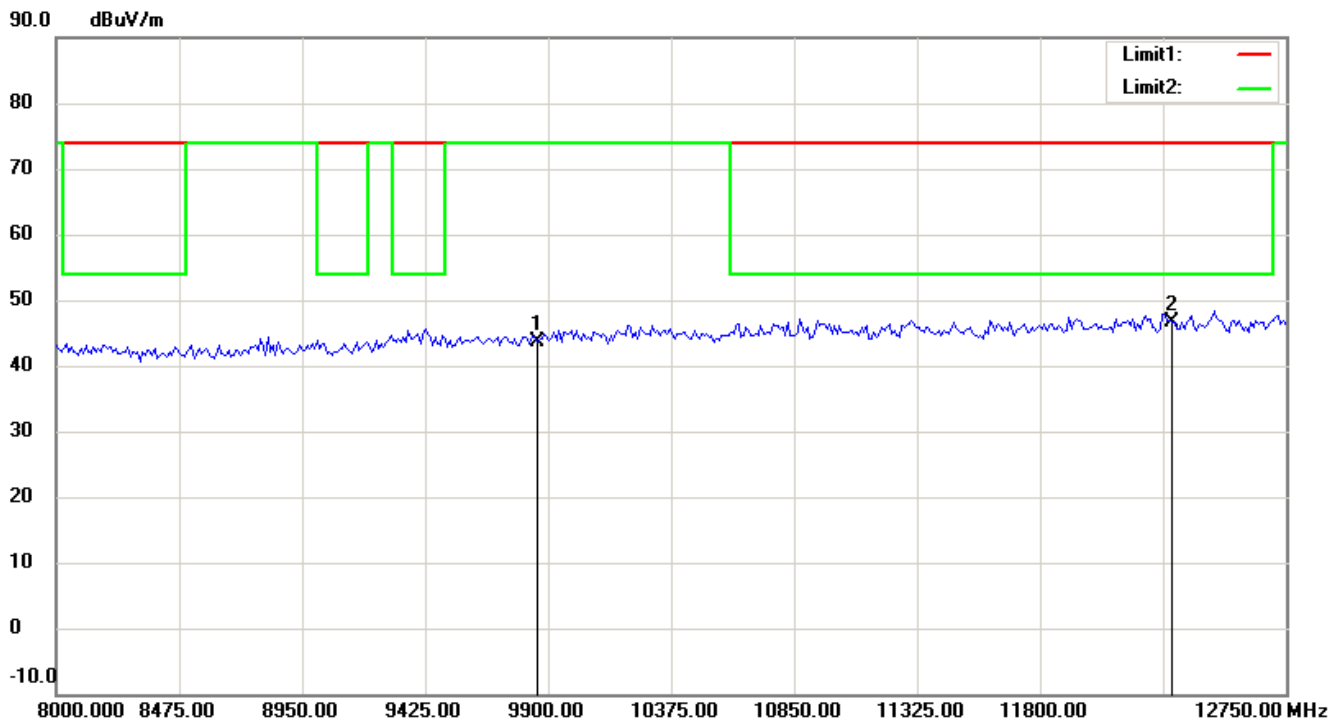
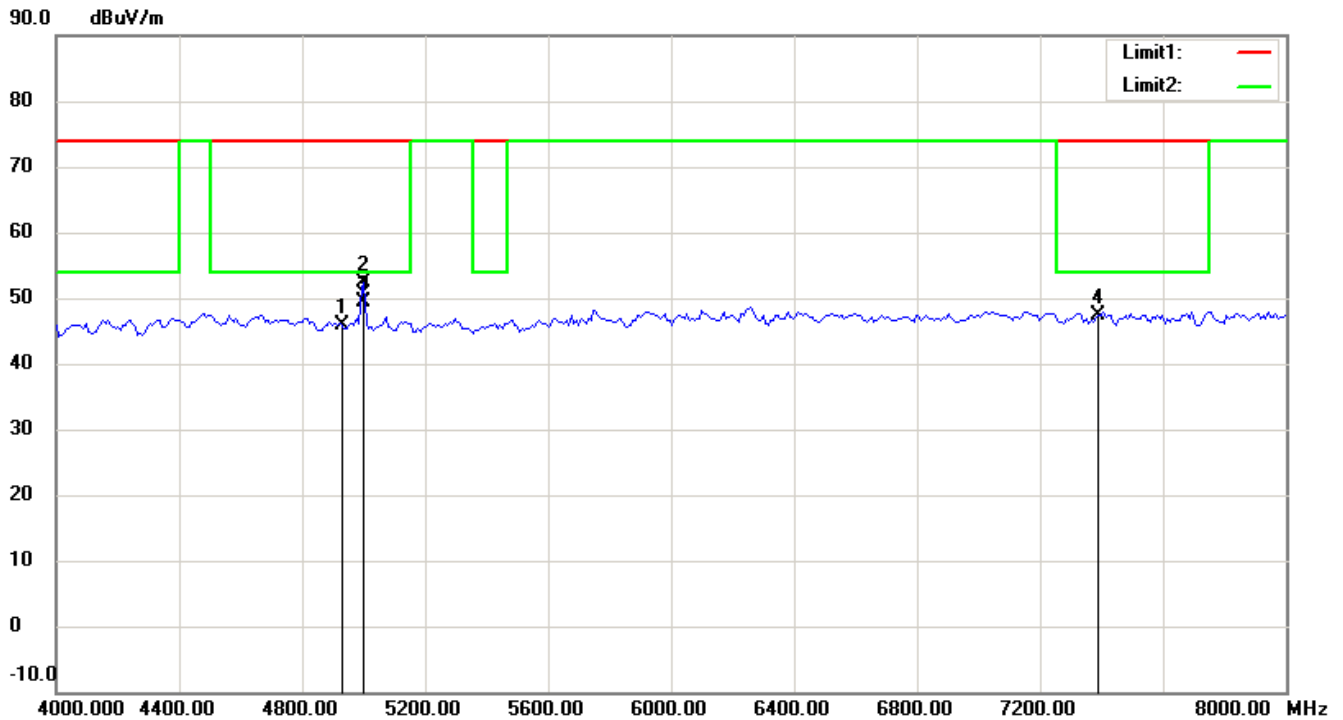
- 1 The attached measurement plots are preliminarily pre-scanned with peak detector for determining the final checking frequencies and are for reference only.
- 2 The some frequencies may exceed the limit line without the specified detectors, but that cannot present the results are failed to the specification of test standard.
- 3 For corrected test results are listed in the relevant table of radiated test data of this test report.



Worldwide Testing Services(Taiwan) Co., Ltd.

Registration number: W6D21109-11842-C-1

FCC ID: YV8-DA1101



Note:

Up Line: Peak Limit Line, Down Line: Ave Limit Line

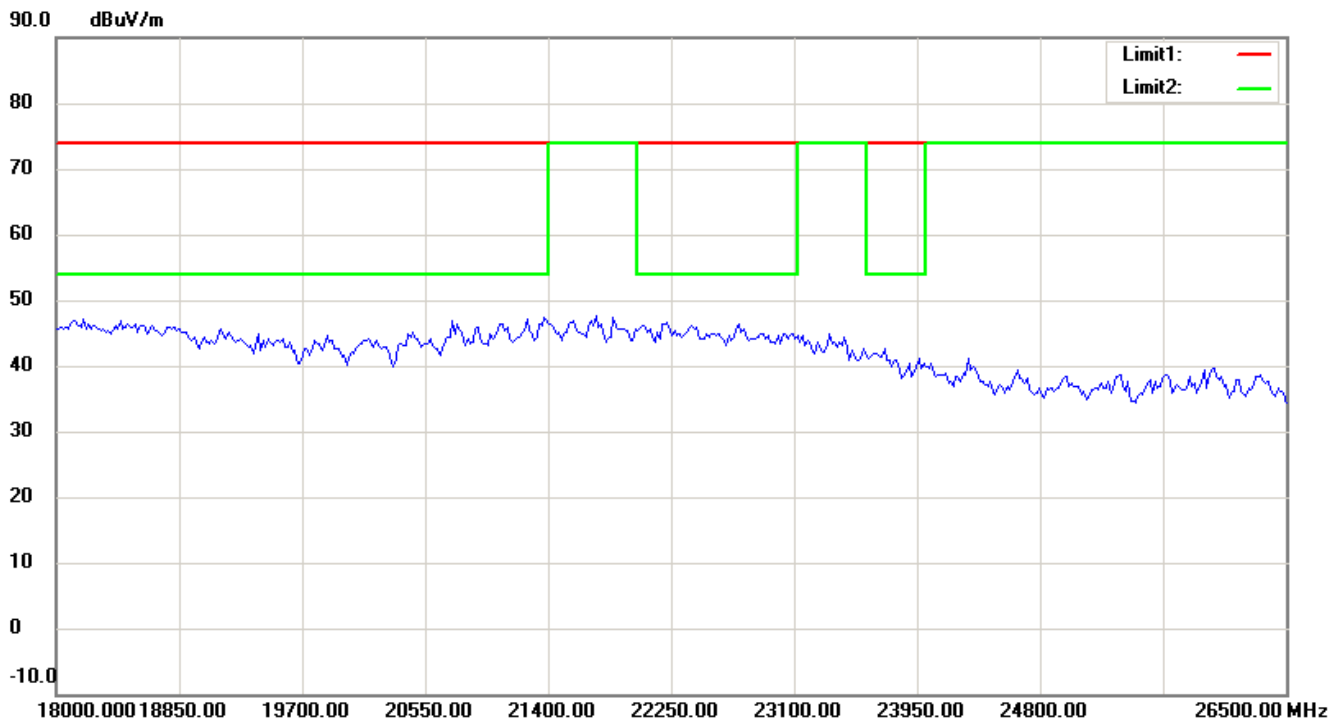
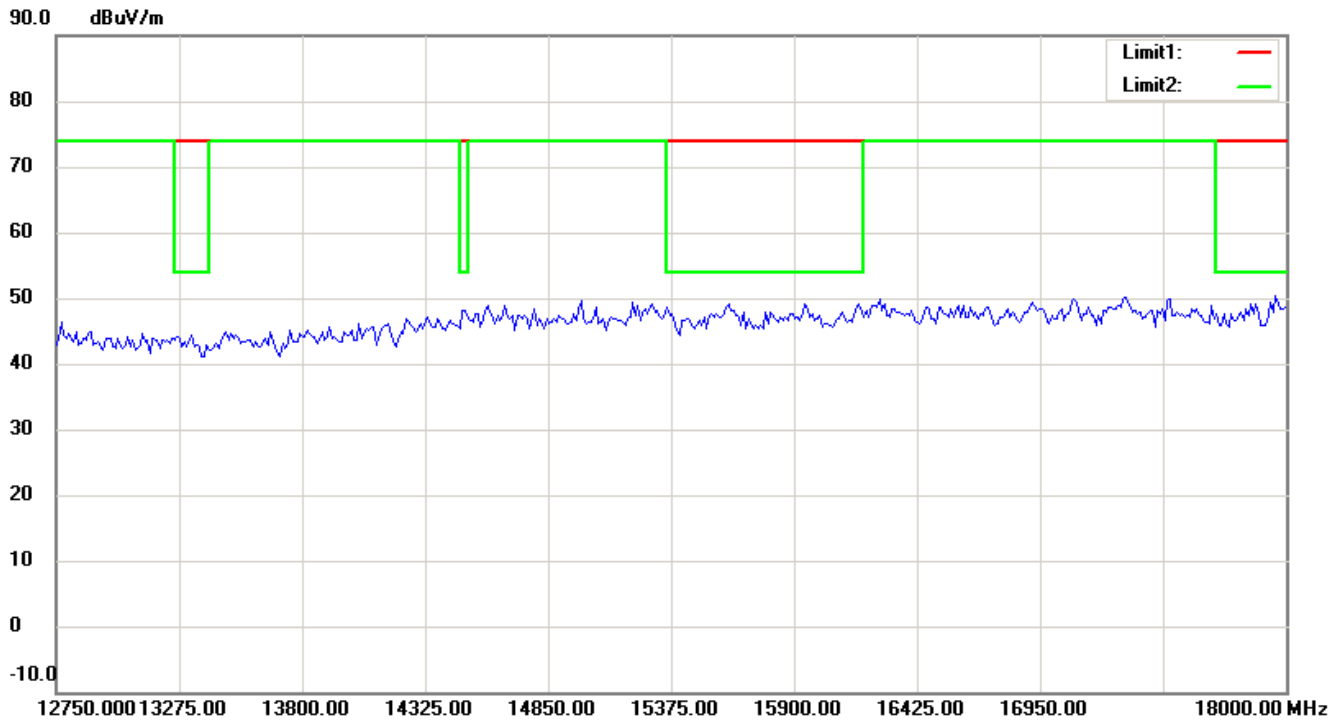
- 1 The attached measurement plots are preliminarily pre-scanned with peak detector for determining the final checking frequencies and are for reference only.
- 2 The some frequencies may exceed the limit line without the specified detectors, but that cannot present the results are failed to the specification of test standard.
- 3 For corrected test results are listed in the relevant table of radiated test data of this test report.



Worldwide Testing Services(Taiwan) Co., Ltd.

Registration number: W6D21109-11842-C-1

FCC ID: YV8-DA1101



Note:

Up Line: Peak Limit Line, Down Line: Ave Limit Line

- 1 The attached measurement plots are preliminarily pre-scanned with peak detector for determining the final checking frequencies and are for reference only.
- 2 The some frequencies may exceed the limit line without the specified detectors, but that cannot present the results are failed to the specification of test standard.
- 3 For corrected test results are listed in the relevant table of radiated test data of this test report.



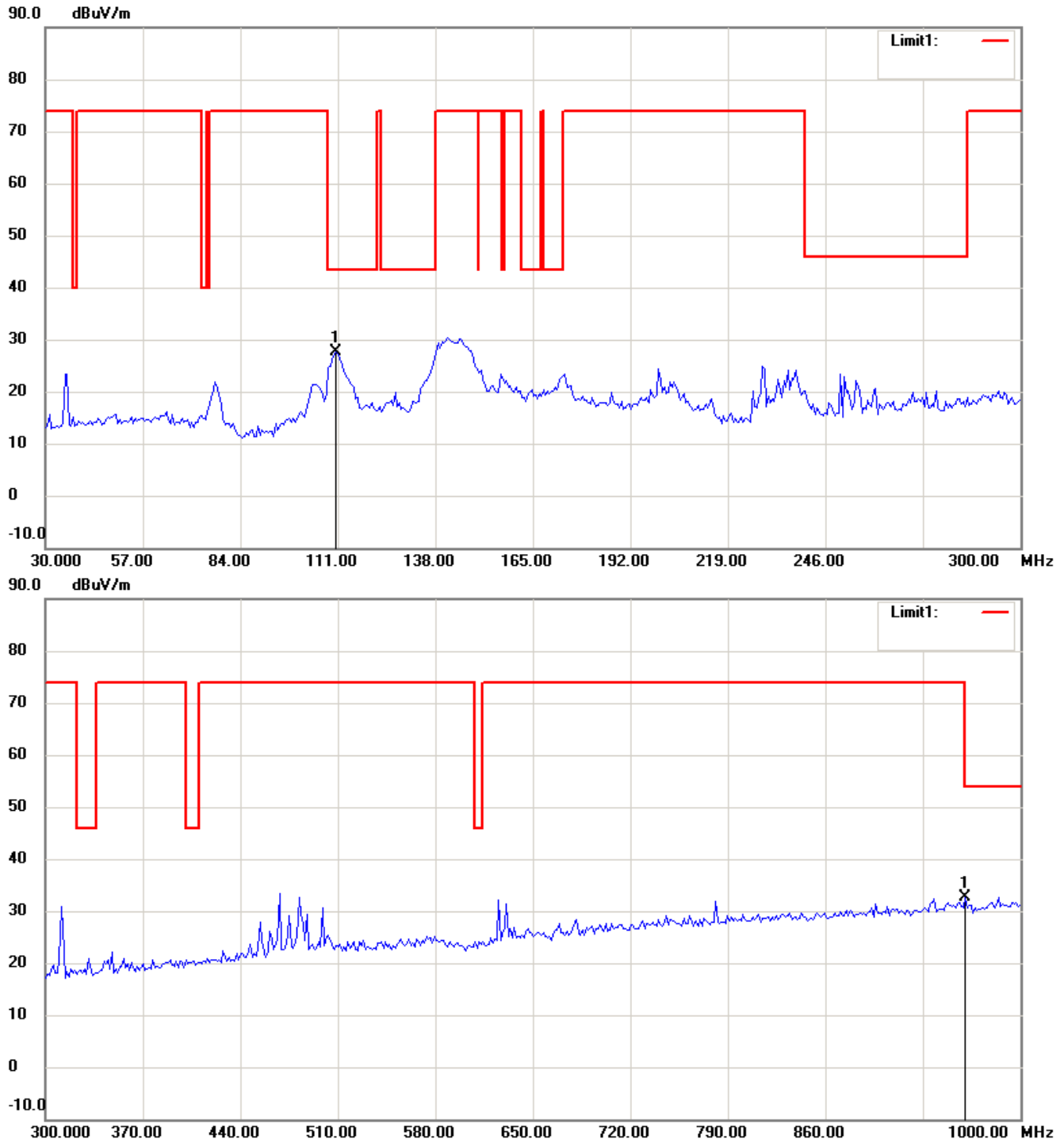
Worldwide Testing Services(Taiwan) Co., Ltd.

Registration number: W6D21109-11842-C-1

FCC ID: YV8-DA1101

802.11n 40MHz Channel 1

Antenna Polarization H



Note:

Up Line: Peak Limit Line, Down Line: Ave Limit Line

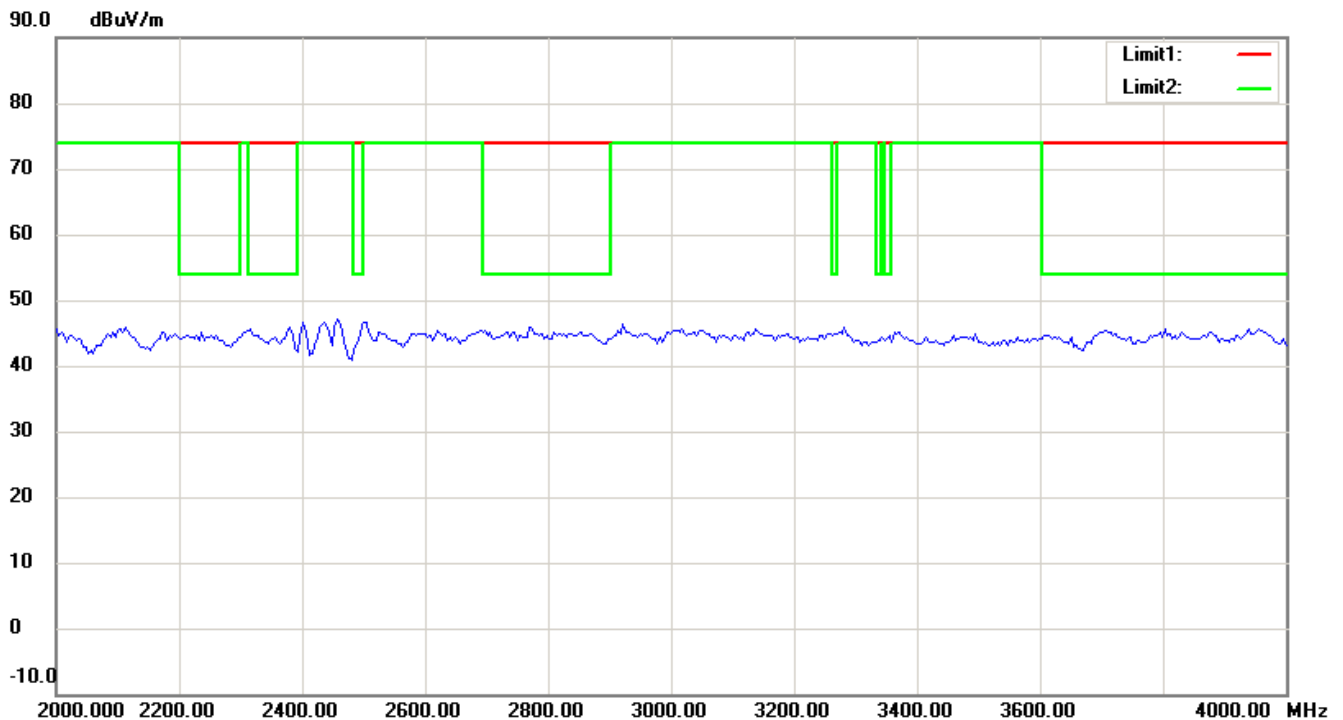
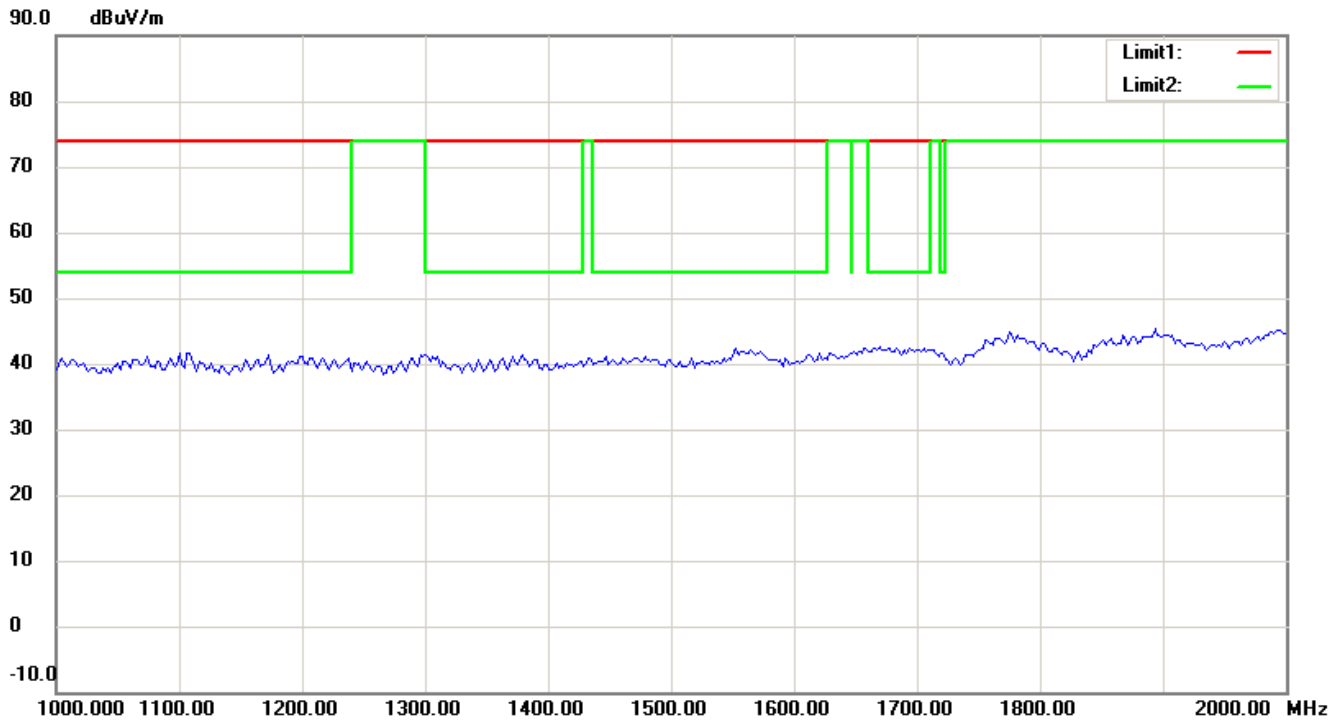
- 1 The attached measurement plots are preliminarily pre-scanned with peak detector for determining the final checking frequencies and are for reference only.
- 2 The some frequencies may exceed the limit line without the specified detectors, but that cannot present the results are failed to the specification of test standard.
- 3 For corrected test results are listed in the relevant table of radiated test data of this test report.



Worldwide Testing Services(Taiwan) Co., Ltd.

Registration number: W6D21109-11842-C-1

FCC ID: YV8-DA1101



Note:

Up Line: Peak Limit Line, Down Line: Ave Limit Line

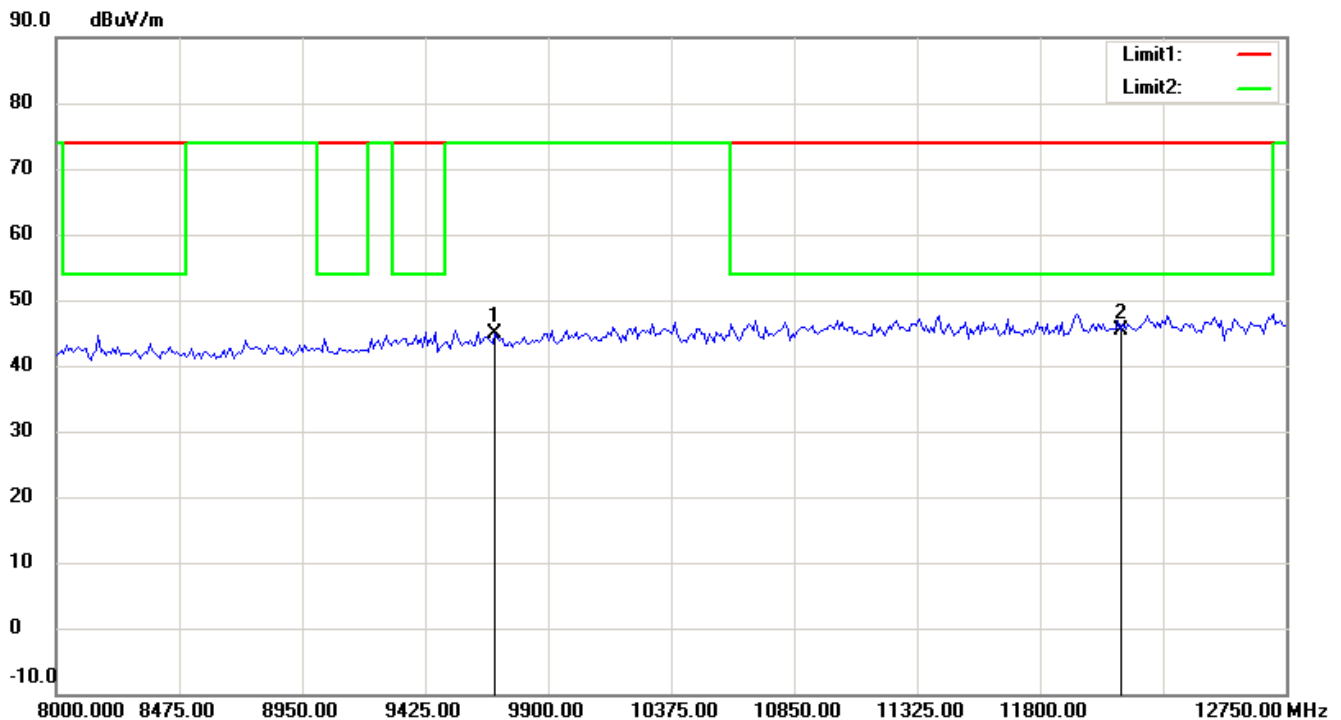
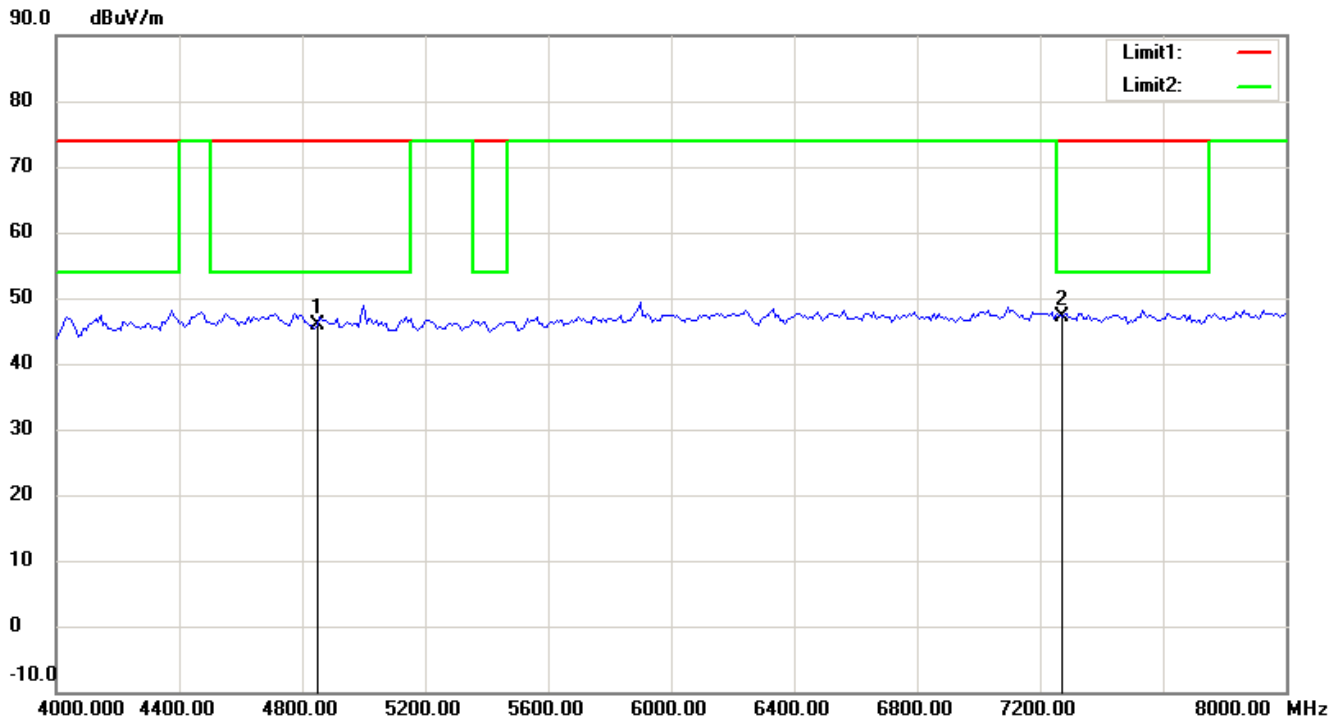
- 1 The attached measurement plots are preliminarily pre-scanned with peak detector for determining the final checking frequencies and are for reference only.
- 2 The some frequencies may exceed the limit line without the specified detectors, but that cannot present the results are failed to the specification of test standard.
- 3 For corrected test results are listed in the relevant table of radiated test data of this test report.



Worldwide Testing Services(Taiwan) Co., Ltd.

Registration number: W6D21109-11842-C-1

FCC ID: YV8-DA1101



Note:

Up Line: Peak Limit Line, Down Line: Ave Limit Line

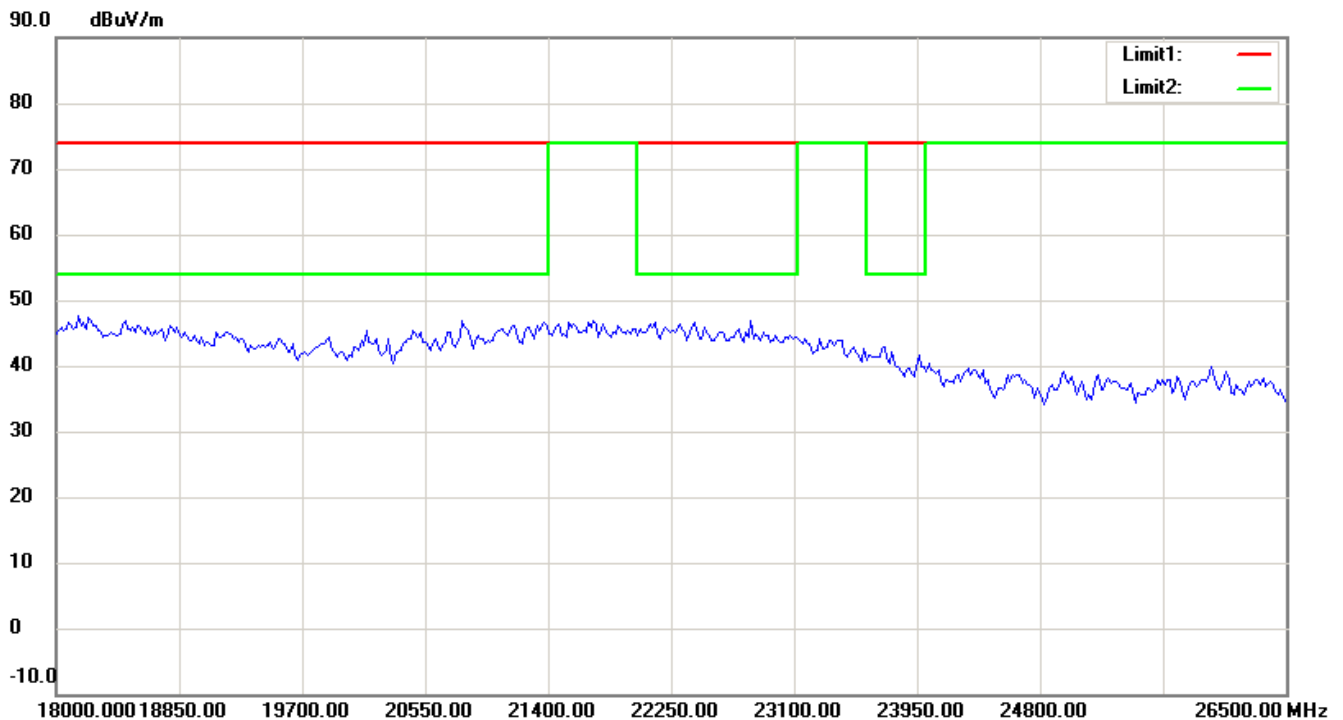
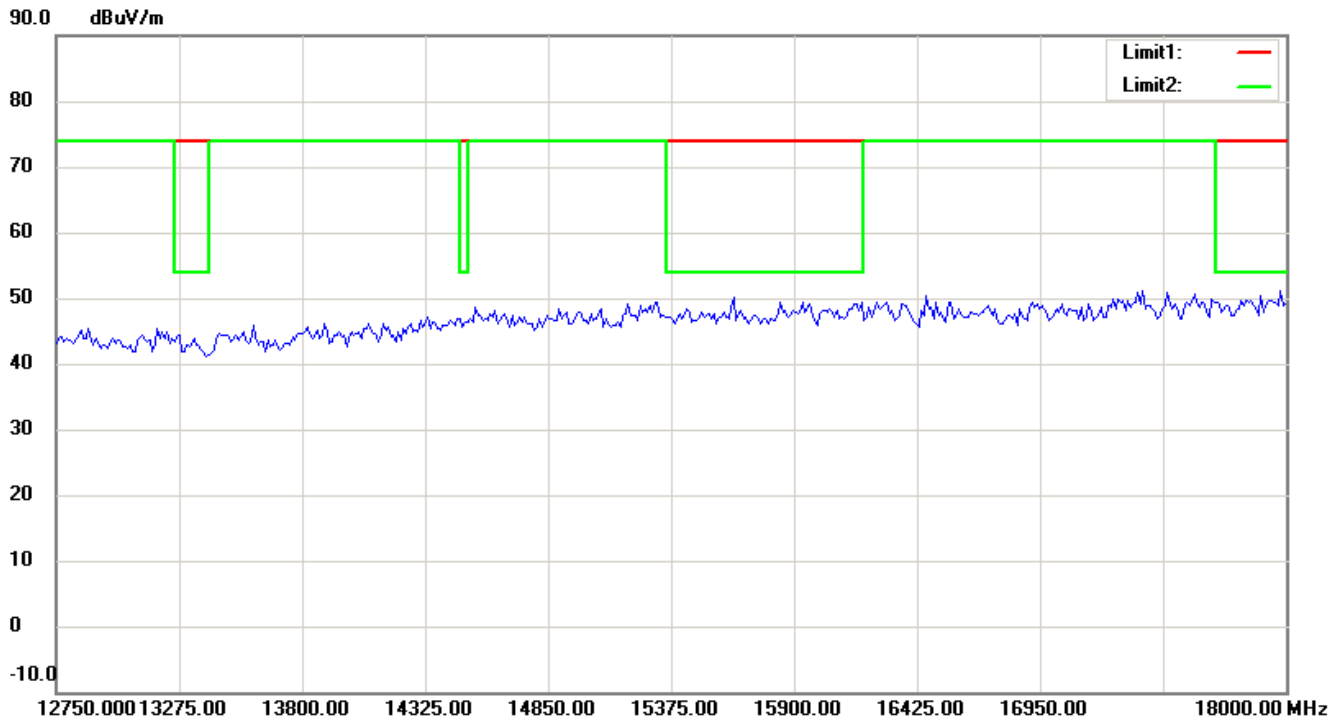
- 1 The attached measurement plots are preliminarily pre-scanned with peak detector for determining the final checking frequencies and are for reference only.
- 2 The some frequencies may exceed the limit line without the specified detectors, but that cannot present the results are failed to the specification of test standard.
- 3 For corrected test results are listed in the relevant table of radiated test data of this test report.



Worldwide Testing Services(Taiwan) Co., Ltd.

Registration number: W6D21109-11842-C-1

FCC ID: YV8-DA1101



Note:

Up Line: Peak Limit Line, Down Line: Ave Limit Line

- 1 The attached measurement plots are preliminarily pre-scanned with peak detector for determining the final checking frequencies and are for reference only.
- 2 The some frequencies may exceed the limit line without the specified detectors, but that cannot present the results are failed to the specification of test standard.
- 3 For corrected test results are listed in the relevant table of radiated test data of this test report.

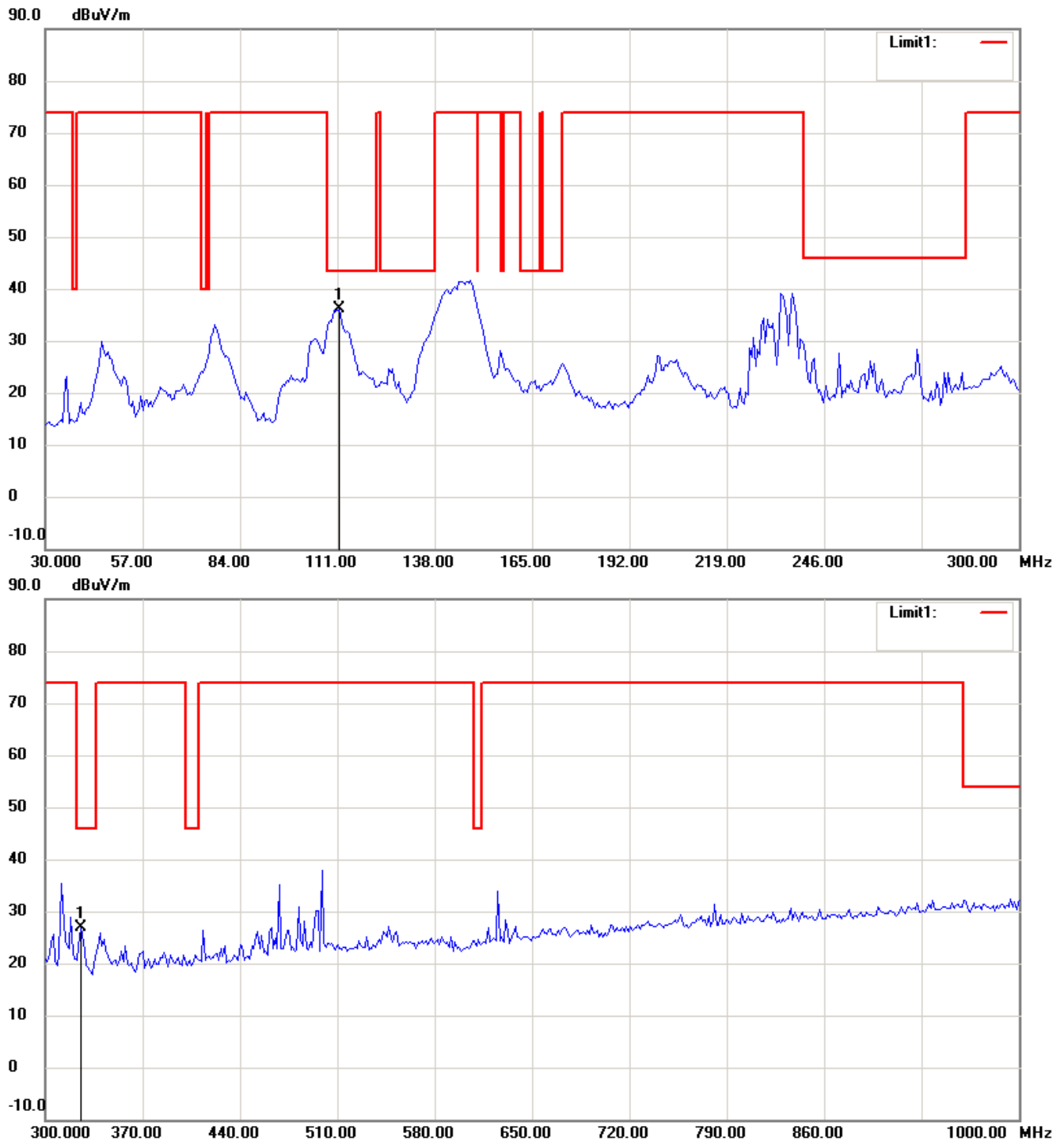


Worldwide Testing Services(Taiwan) Co., Ltd.

Registration number: W6D21109-11842-C-1

FCC ID: YV8-DA1101

Antenna Polarization V



Note:

Up Line: Peak Limit Line, Down Line: Ave Limit Line

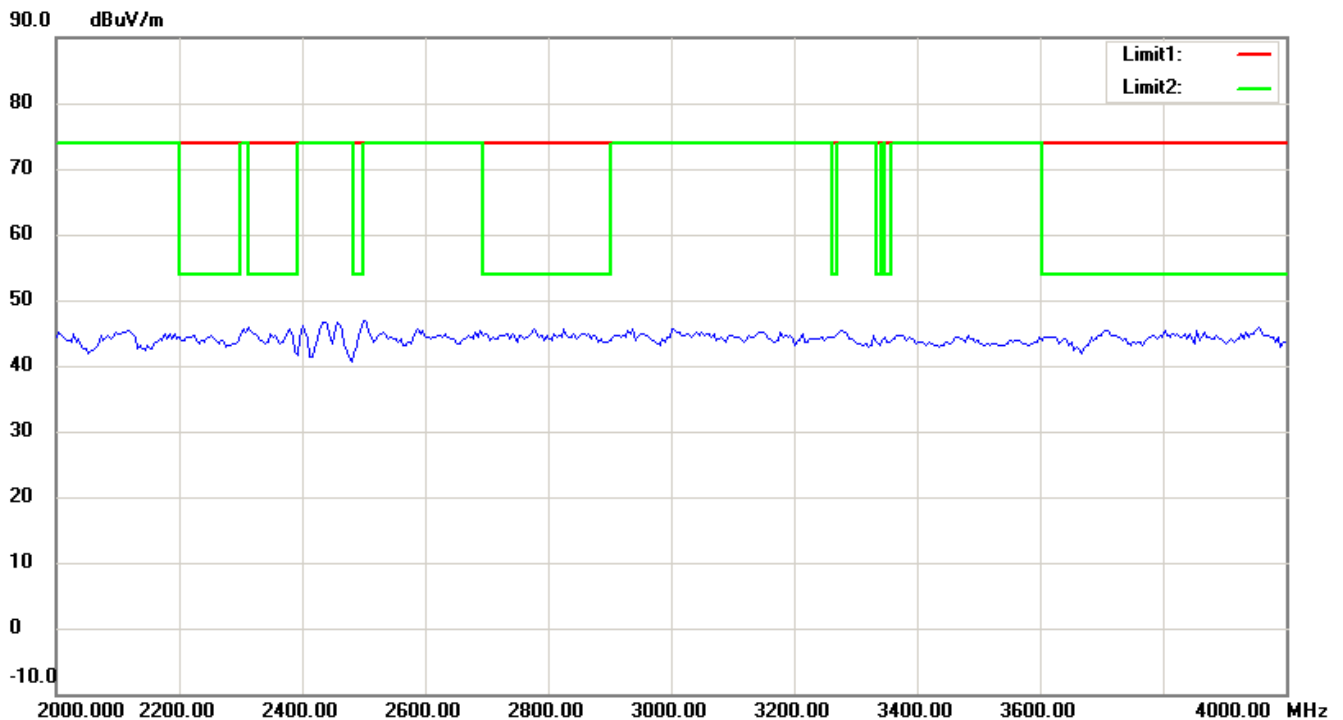
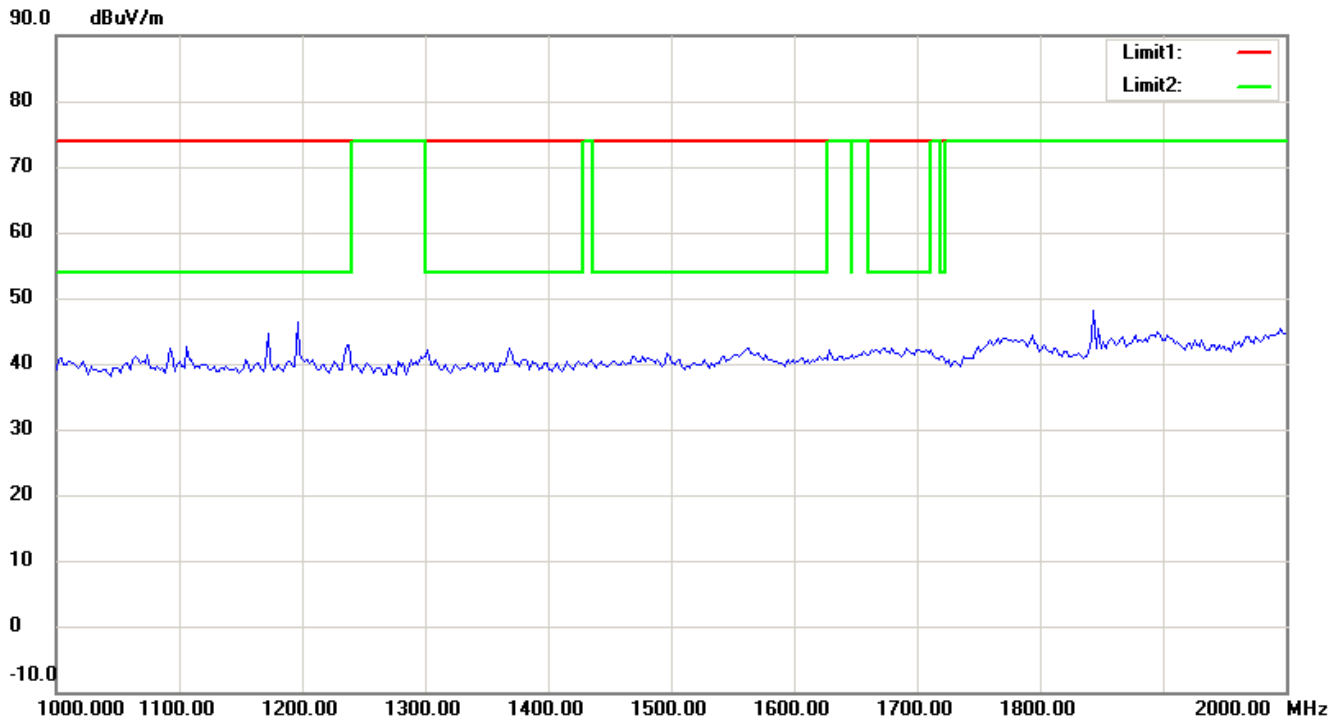
- 1 The attached measurement plots are preliminarily pre-scanned with peak detector for determining the final checking frequencies and are for reference only.
- 2 The some frequencies may exceed the limit line without the specified detectors, but that cannot present the results are failed to the specification of test standard.
- 3 For corrected test results are listed in the relevant table of radiated test data of this test report.



Worldwide Testing Services(Taiwan) Co., Ltd.

Registration number: W6D21109-11842-C-1

FCC ID: YV8-DA1101



Note:

Up Line: Peak Limit Line, Down Line: Ave Limit Line

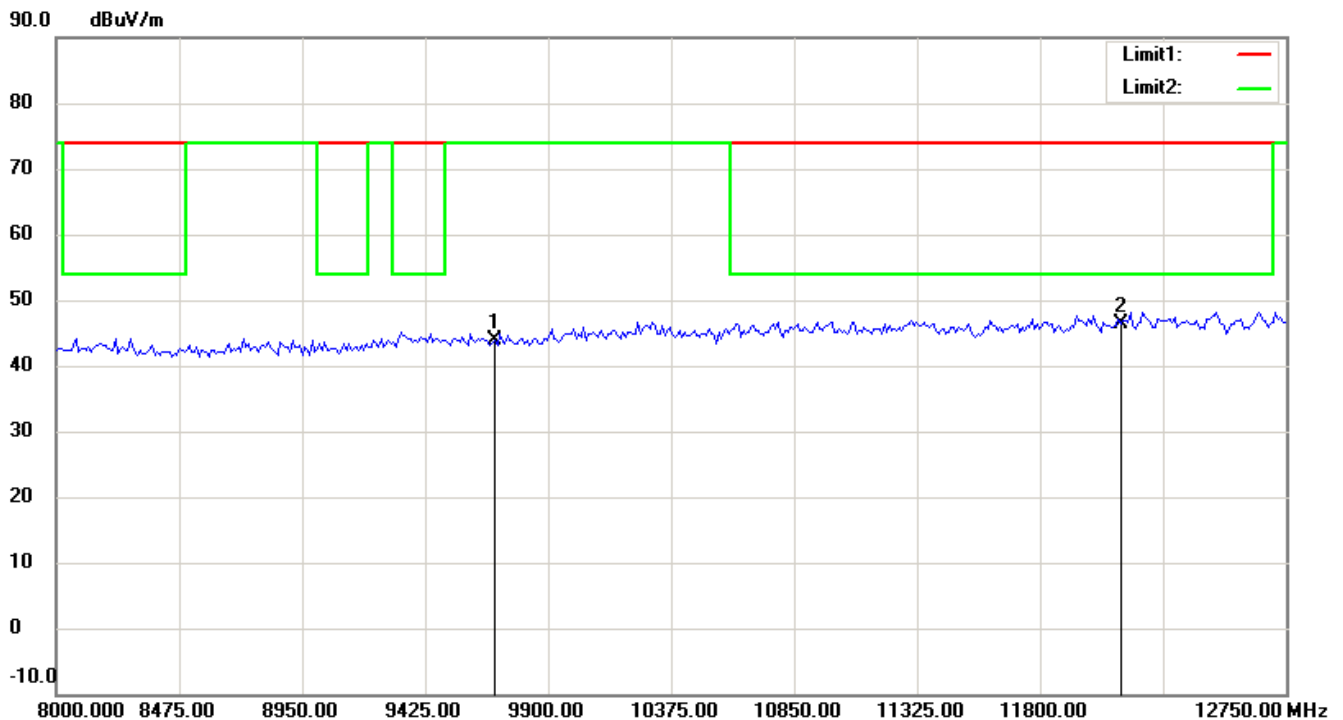
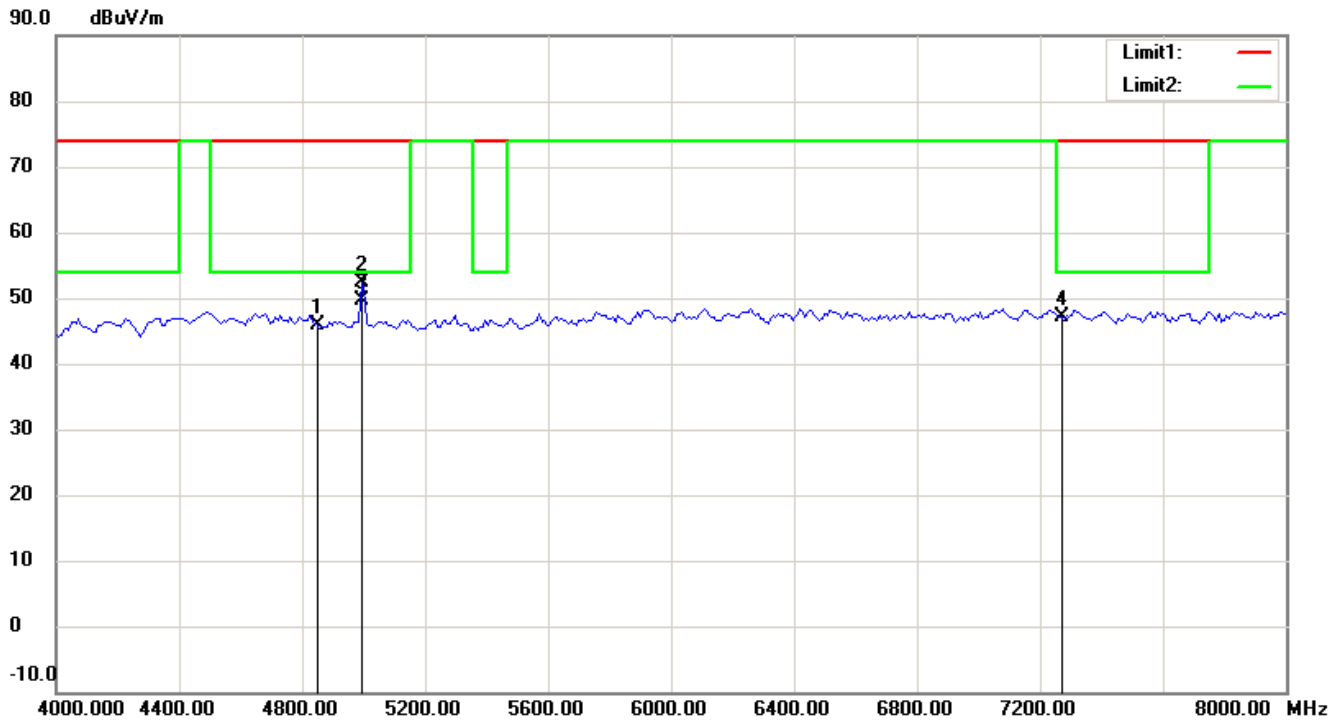
- 1 The attached measurement plots are preliminarily pre-scanned with peak detector for determining the final checking frequencies and are for reference only.
- 2 The some frequencies may exceed the limit line without the specified detectors, but that cannot present the results are failed to the specification of test standard.
- 3 For corrected test results are listed in the relevant table of radiated test data of this test report.



Worldwide Testing Services(Taiwan) Co., Ltd.

Registration number: W6D21109-11842-C-1

FCC ID: YV8-DA1101



Note:

Up Line: Peak Limit Line, Down Line: Ave Limit Line

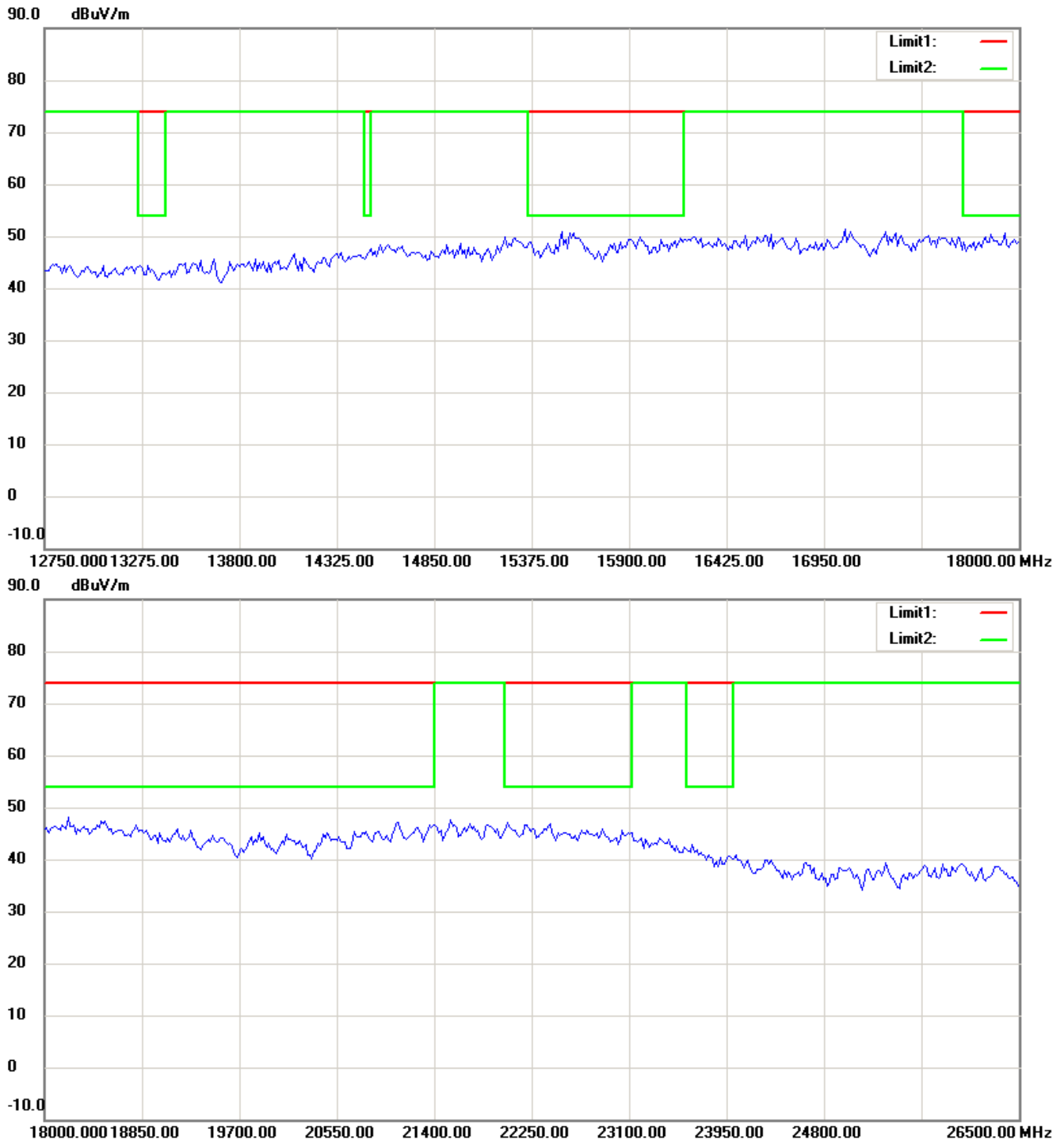
- 1 The attached measurement plots are preliminarily pre-scanned with peak detector for determining the final checking frequencies and are for reference only.
- 2 The some frequencies may exceed the limit line without the specified detectors, but that cannot present the results are failed to the specification of test standard.
- 3 For corrected test results are listed in the relevant table of radiated test data of this test report.



Worldwide Testing Services(Taiwan) Co., Ltd.

Registration number: W6D21109-11842-C-1

FCC ID: YV8-DA1101



Note:

Up Line: Peak Limit Line, Down Line: Ave Limit Line

- 1 The attached measurement plots are preliminarily pre-scanned with peak detector for determining the final checking frequencies and are for reference only.
- 2 The some frequencies may exceed the limit line without the specified detectors, but that cannot present the results are failed to the specification of test standard.
- 3 For corrected test results are listed in the relevant table of radiated test data of this test report.



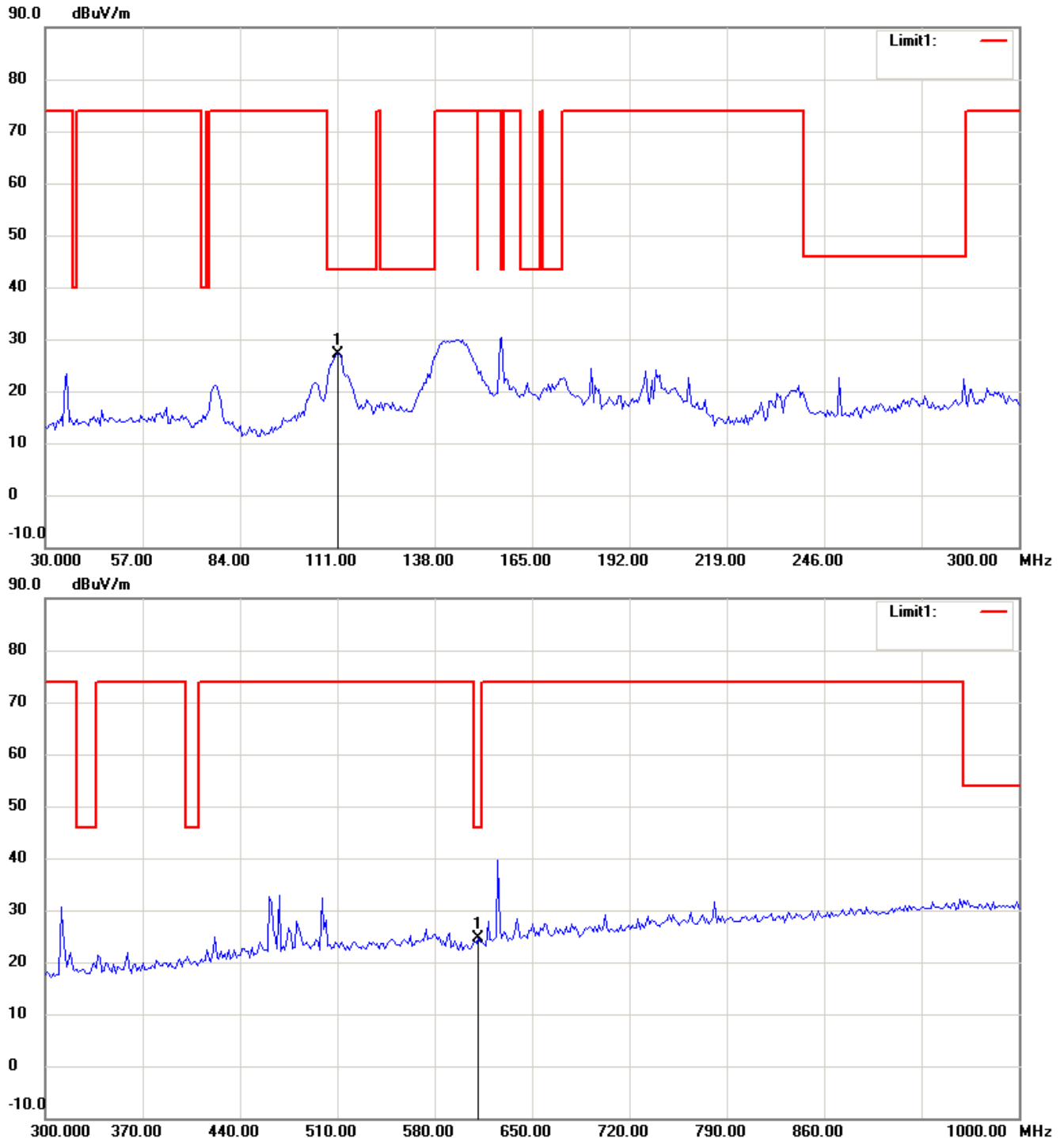
Worldwide Testing Services(Taiwan) Co., Ltd.

Registration number: W6D21109-11842-C-1

FCC ID: YV8-DA1101

802.11n 40MHz Channel 4

Antenna Polarization H



Note:

Up Line: Peak Limit Line, Down Line: Ave Limit Line

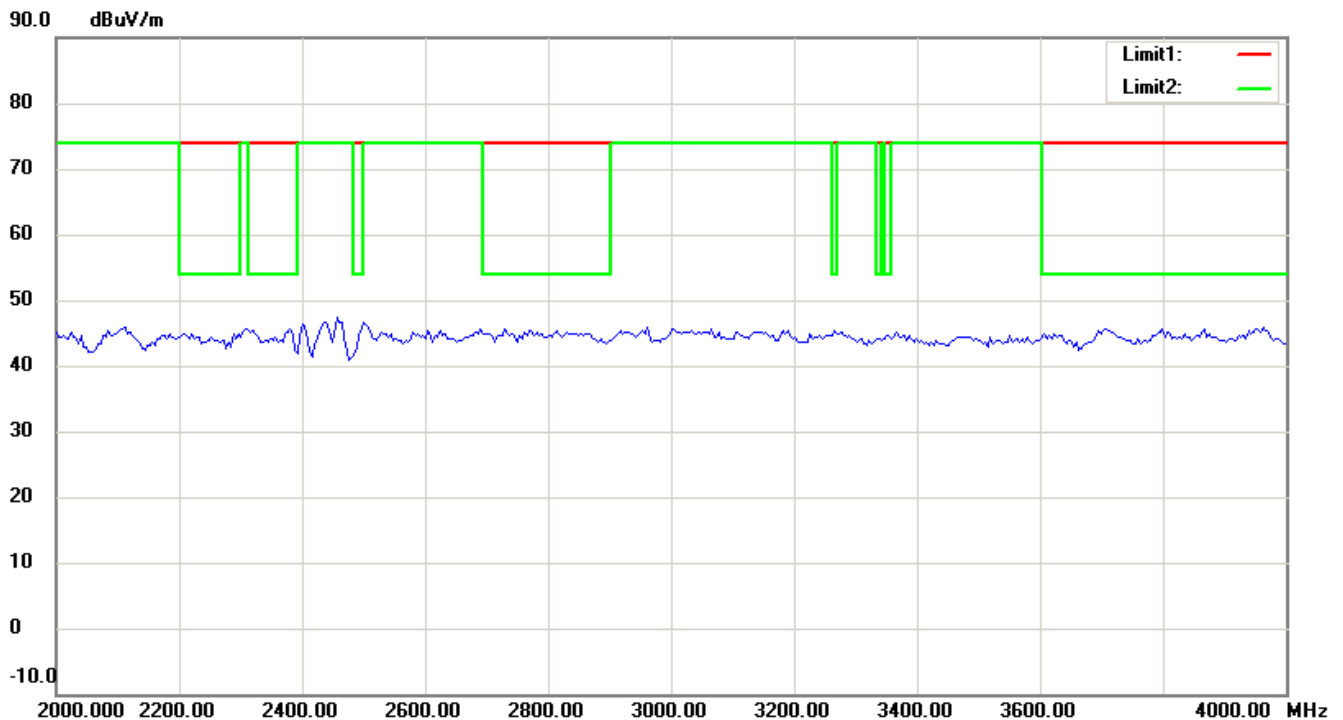
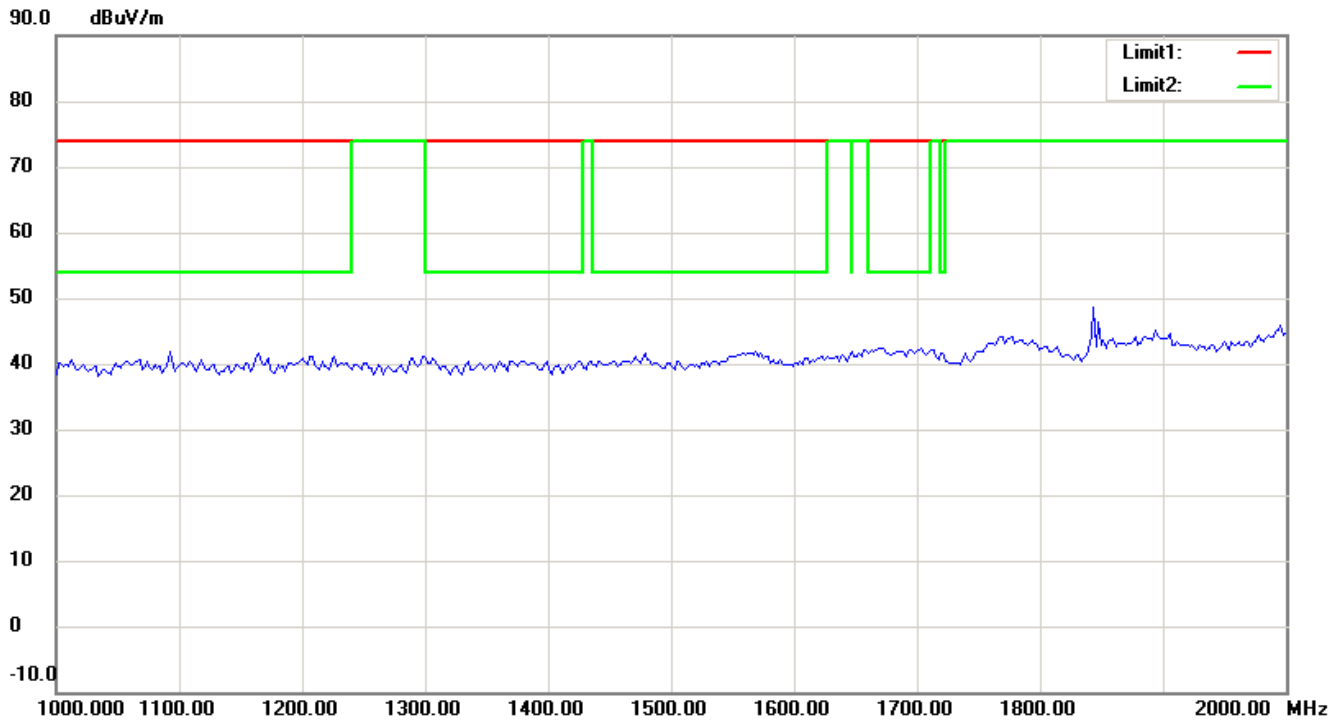
- 1 The attached measurement plots are preliminarily pre-scanned with peak detector for determining the final checking frequencies and are for reference only.
- 2 The some frequencies may exceed the limit line without the specified detectors, but that cannot present the results are failed to the specification of test standard.
- 3 For corrected test results are listed in the relevant table of radiated test data of this test report.



Worldwide Testing Services(Taiwan) Co., Ltd.

Registration number: W6D21109-11842-C-1

FCC ID: YV8-DA1101



Note:

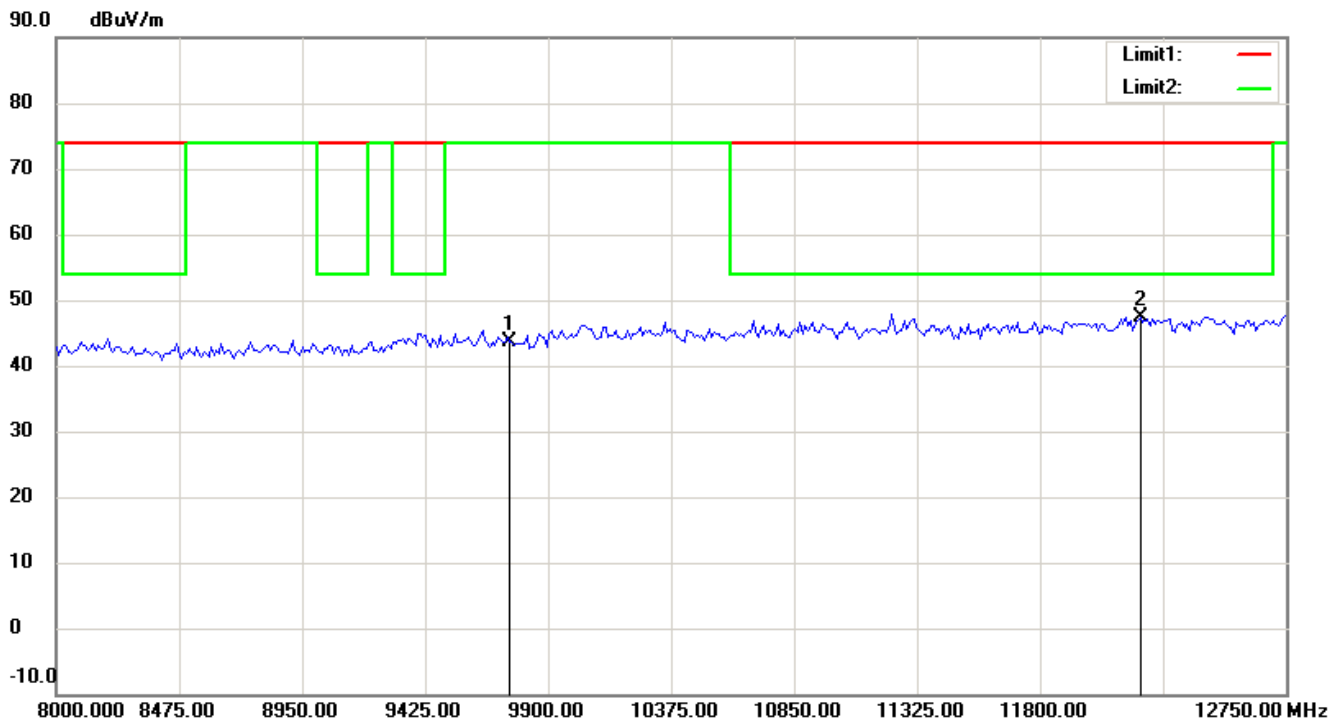
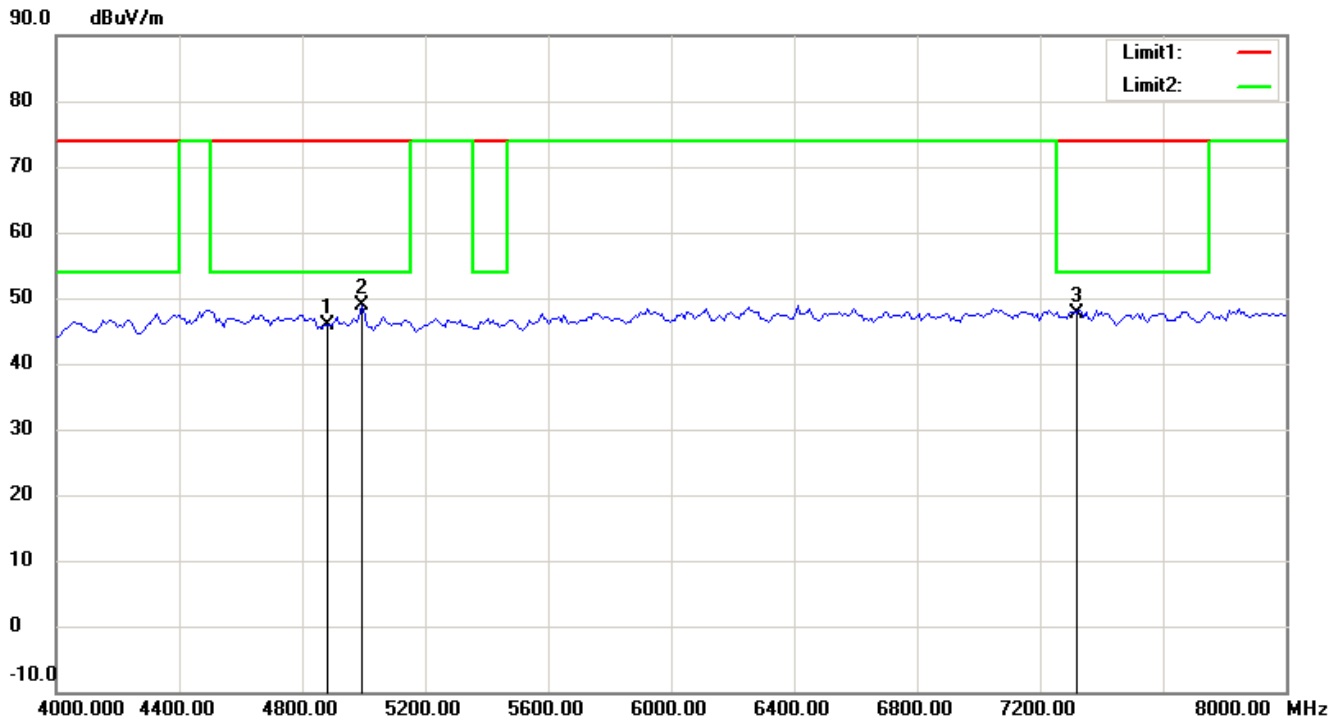
Up Line: Peak Limit Line, Down Line: Ave Limit Line

- 1 The attached measurement plots are preliminarily pre-scanned with peak detector for determining the final checking frequencies and are for reference only.
- 2 The some frequencies may exceed the limit line without the specified detectors, but that cannot present the results are failed to the specification of test standard.
- 3 For corrected test results are listed in the relevant table of radiated test data of this test report.



Registration number: W6D21109-11842-C-1

FCC ID: YV8-DA1101



Note:

Up Line: Peak Limit Line, Down Line: Ave Limit Line

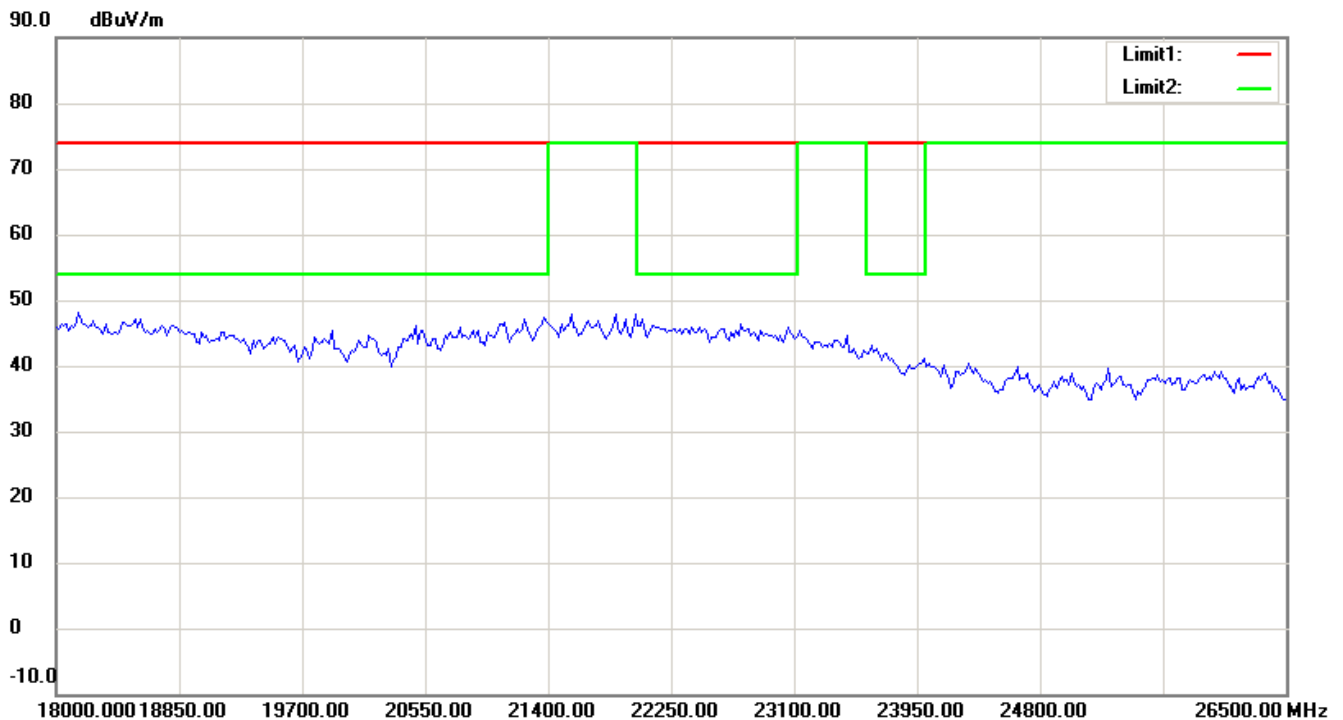
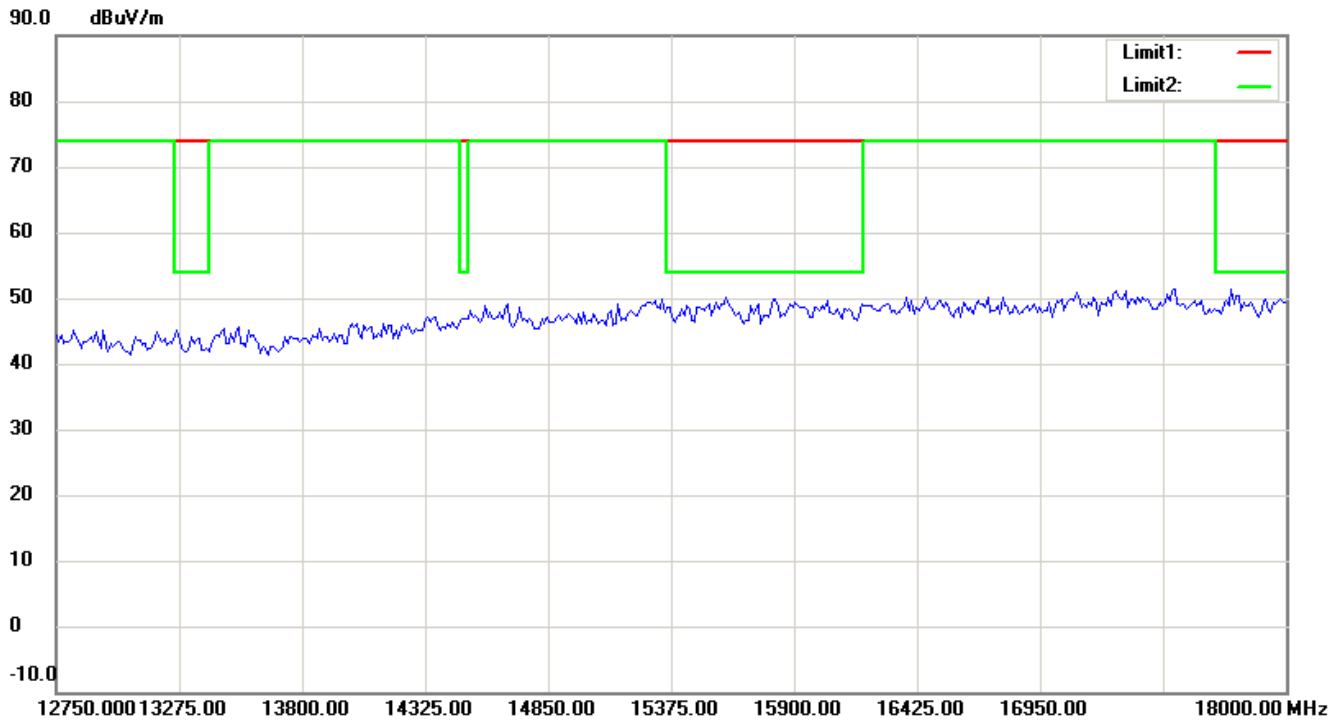
- 1 The attached measurement plots are preliminarily pre-scanned with peak detector for determining the final checking frequencies and are for reference only.
- 2 The some frequencies may exceed the limit line without the specified detectors, but that cannot present the results are failed to the specification of test standard.
- 3 For corrected test results are listed in the relevant table of radiated test data of this test report.



Worldwide Testing Services(Taiwan) Co., Ltd.

Registration number: W6D21109-11842-C-1

FCC ID: YV8-DA1101



Note:

Up Line: Peak Limit Line, Down Line: Ave Limit Line

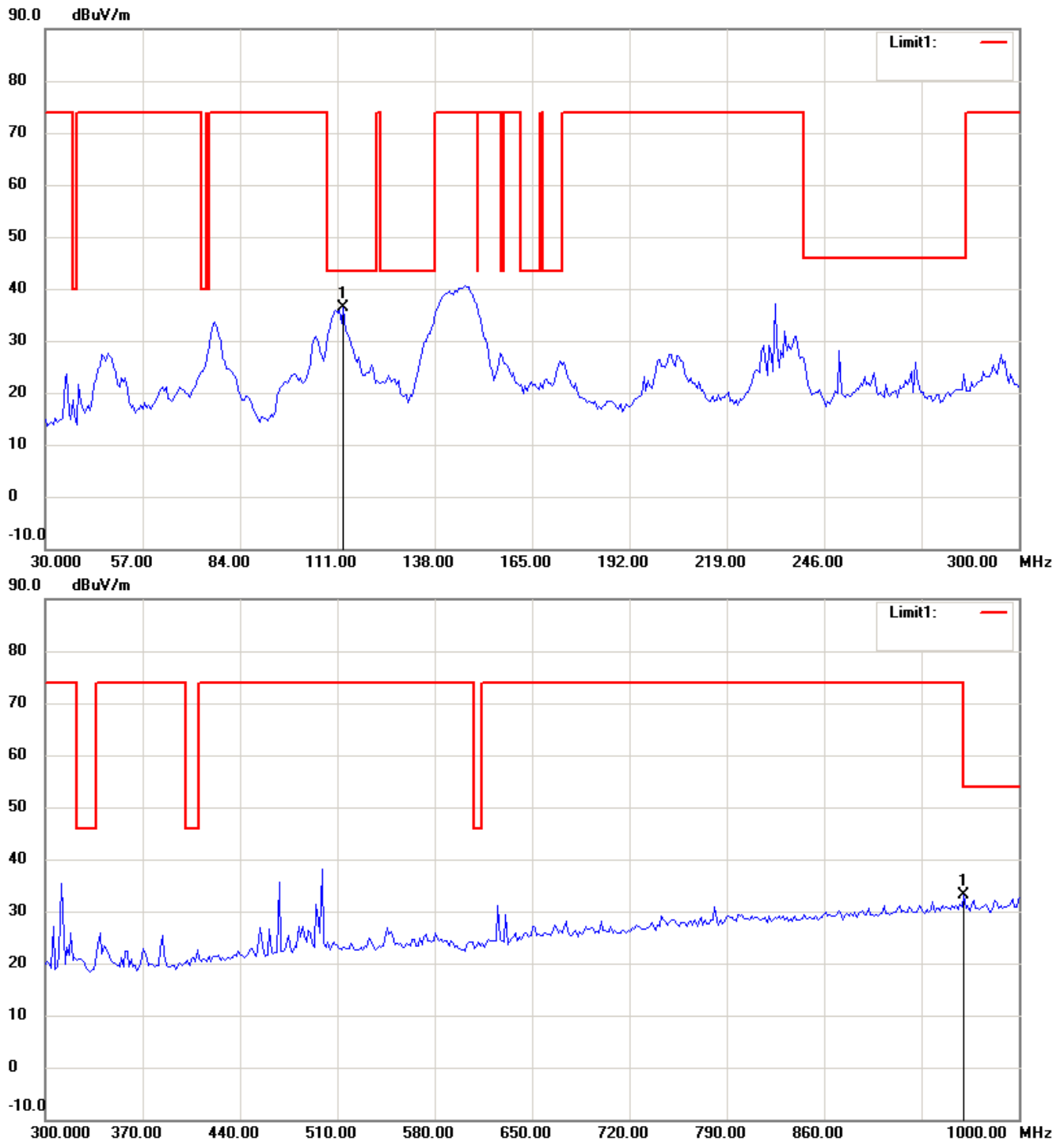
- 1 The attached measurement plots are preliminarily pre-scanned with peak detector for determining the final checking frequencies and are for reference only.
- 2 The some frequencies may exceed the limit line without the specified detectors, but that cannot present the results are failed to the specification of test standard.
- 3 For corrected test results are listed in the relevant table of radiated test data of this test report.



Registration number: W6D21109-11842-C-1

FCC ID: YV8-DA1101

Antenna Polarization V



Note:

Up Line: Peak Limit Line, Down Line: Ave Limit Line

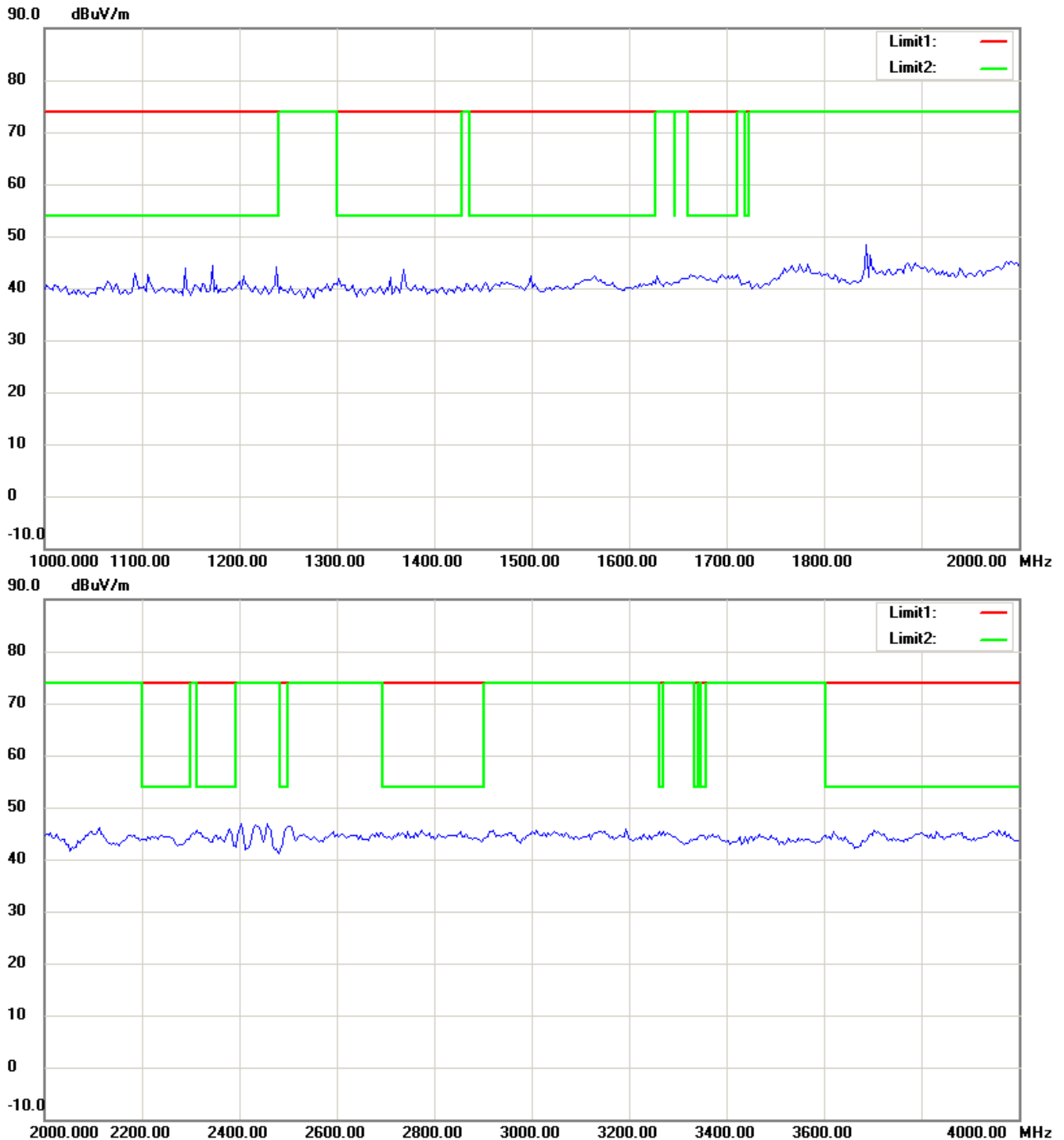
- 1 The attached measurement plots are preliminarily pre-scanned with peak detector for determining the final checking frequencies and are for reference only.
- 2 The some frequencies may exceed the limit line without the specified detectors, but that cannot present the results are failed to the specification of test standard.
- 3 For corrected test results are listed in the relevant table of radiated test data of this test report.



Worldwide Testing Services(Taiwan) Co., Ltd.

Registration number: W6D21109-11842-C-1

FCC ID: YV8-DA1101



Note:

Up Line: Peak Limit Line, Down Line: Ave Limit Line

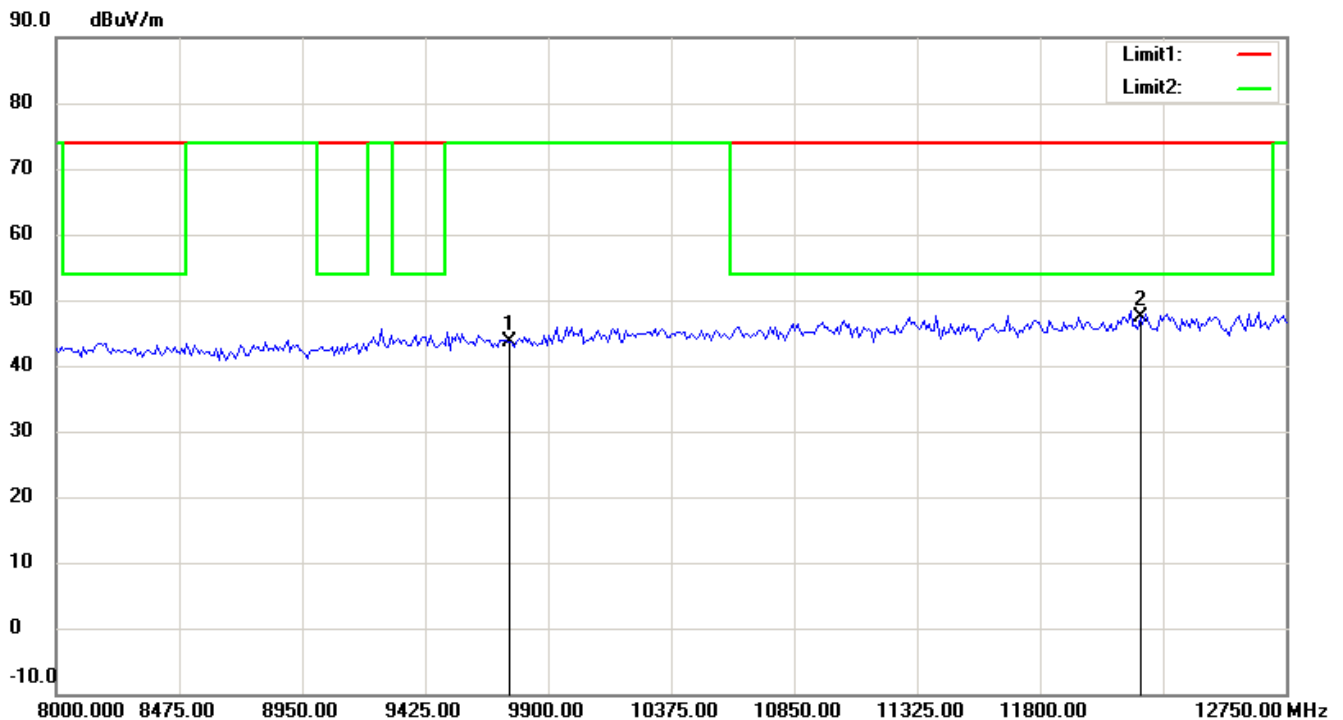
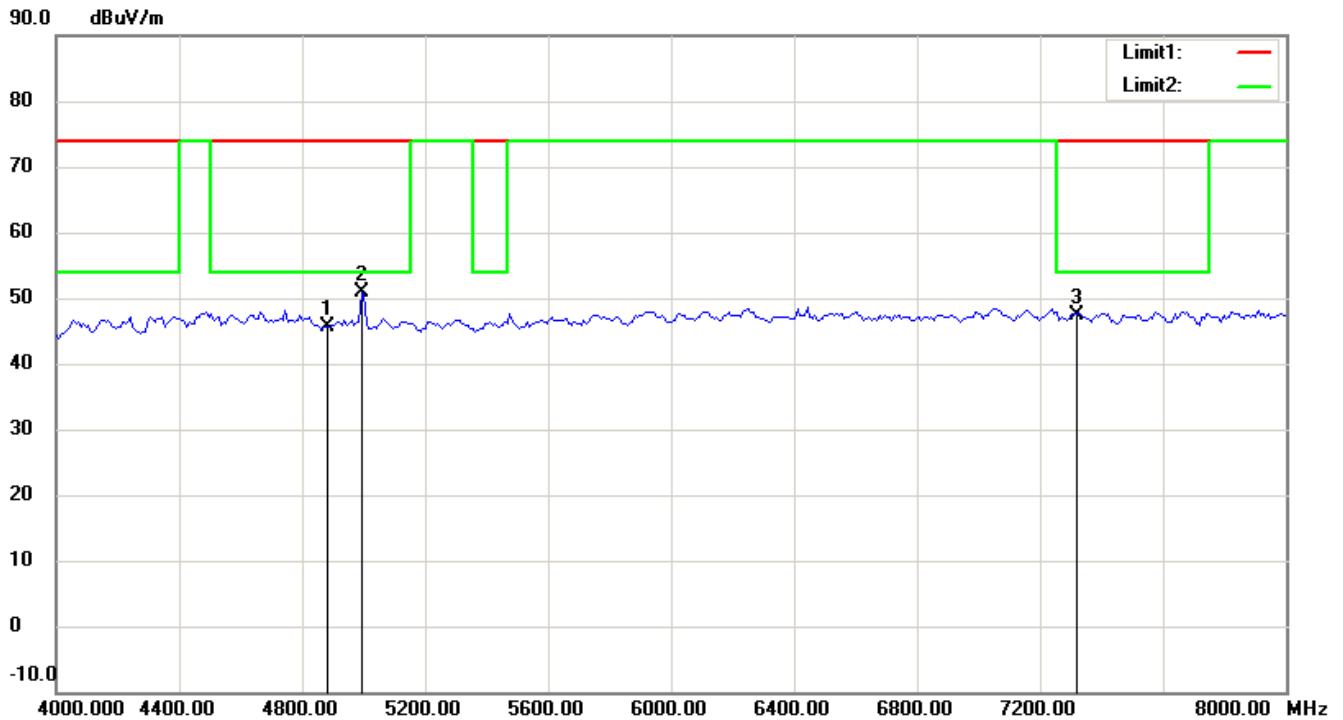
- 1 The attached measurement plots are preliminarily pre-scanned with peak detector for determining the final checking frequencies and are for reference only.
- 2 The some frequencies may exceed the limit line without the specified detectors, but that cannot present the results are failed to the specification of test standard.
- 3 For corrected test results are listed in the relevant table of radiated test data of this test report.



Worldwide Testing Services(Taiwan) Co., Ltd.

Registration number: W6D21109-11842-C-1

FCC ID: YV8-DA1101



Note:

Up Line: Peak Limit Line, Down Line: Ave Limit Line

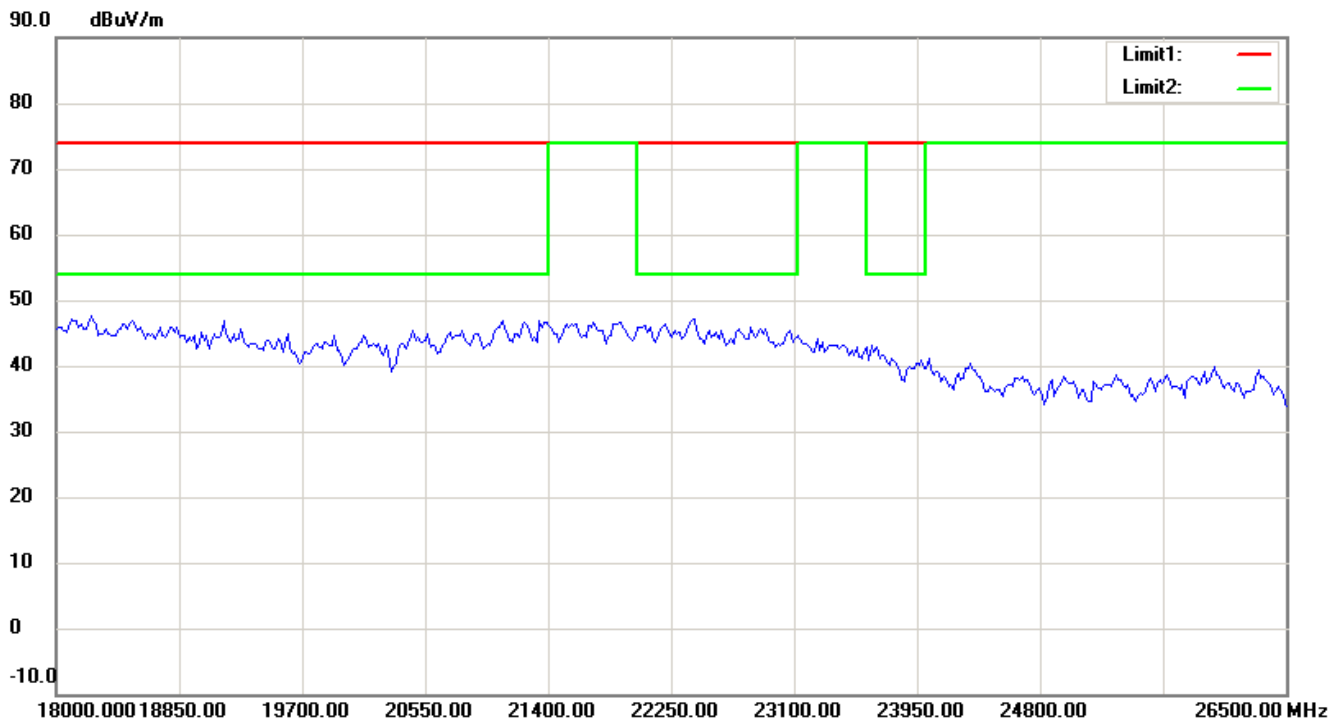
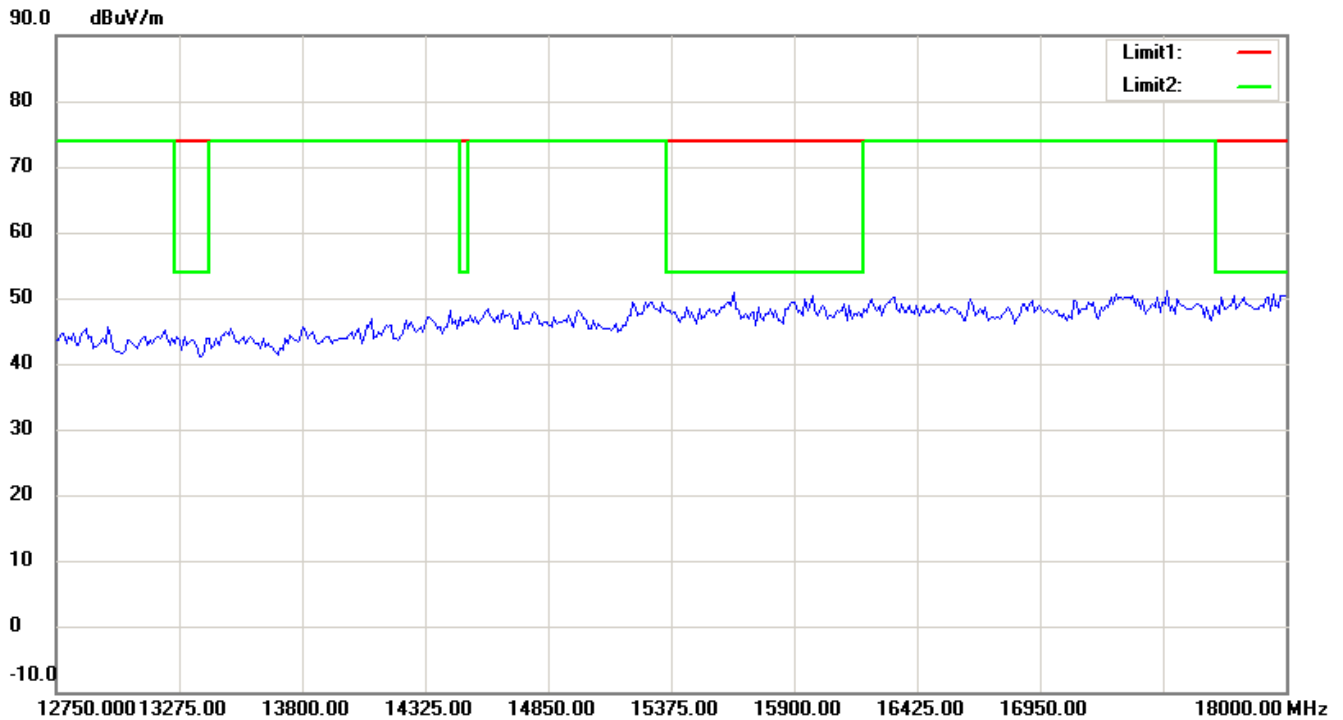
- 1 The attached measurement plots are preliminarily pre-scanned with peak detector for determining the final checking frequencies and are for reference only.
- 2 The some frequencies may exceed the limit line without the specified detectors, but that cannot present the results are failed to the specification of test standard.
- 3 For corrected test results are listed in the relevant table of radiated test data of this test report.



Worldwide Testing Services(Taiwan) Co., Ltd.

Registration number: W6D21109-11842-C-1

FCC ID: YV8-DA1101



Note:

Up Line: Peak Limit Line, Down Line: Ave Limit Line

- 1 The attached measurement plots are preliminarily pre-scanned with peak detector for determining the final checking frequencies and are for reference only.
- 2 The some frequencies may exceed the limit line without the specified detectors, but that cannot present the results are failed to the specification of test standard.
- 3 For corrected test results are listed in the relevant table of radiated test data of this test report.

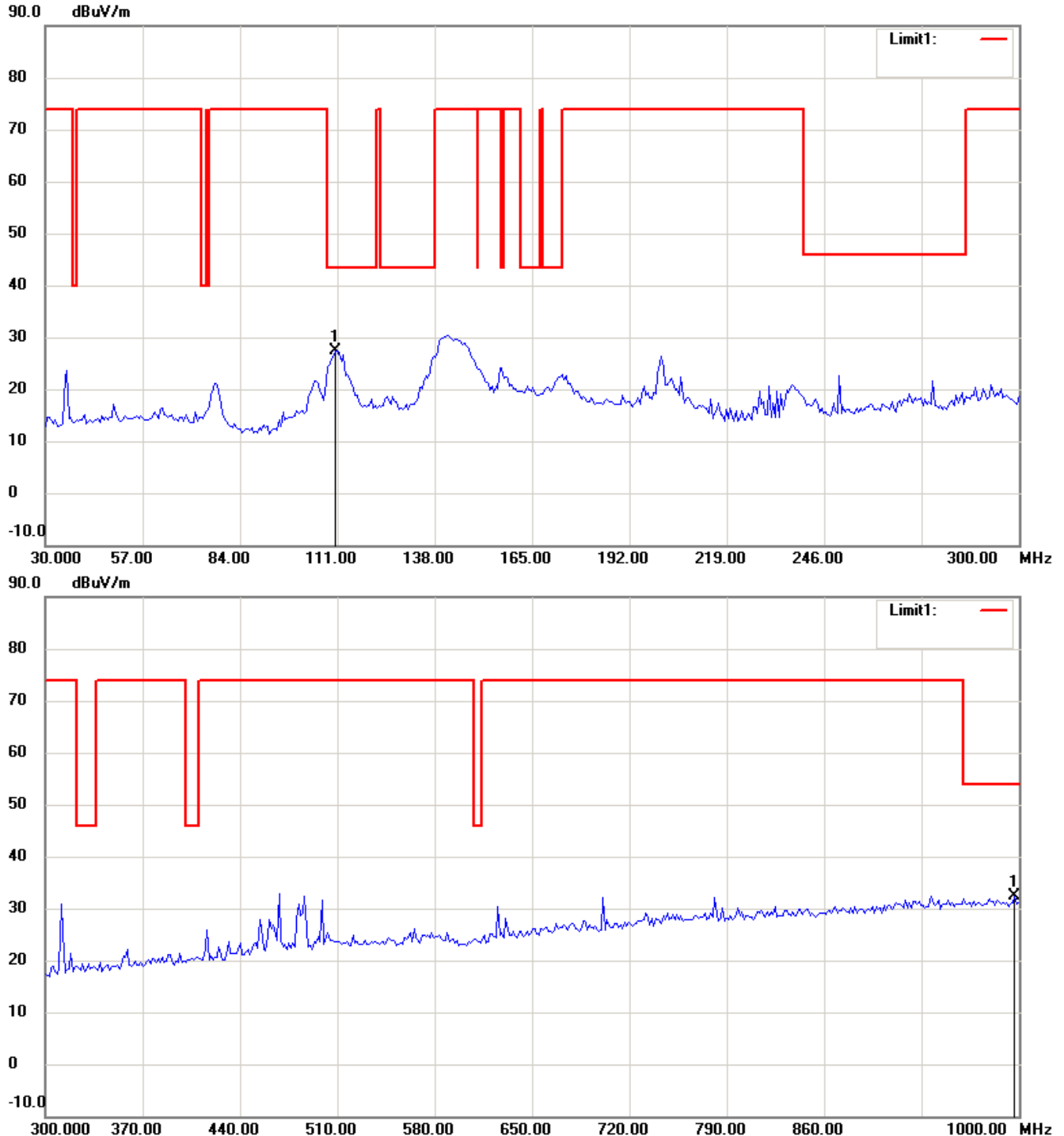


Registration number: W6D21109-11842-C-1

FCC ID: YV8-DA1101

802.11n 40MHz Channel 7

Antenna Polarization H



Note:

Up Line: Peak Limit Line, Down Line: Ave Limit Line

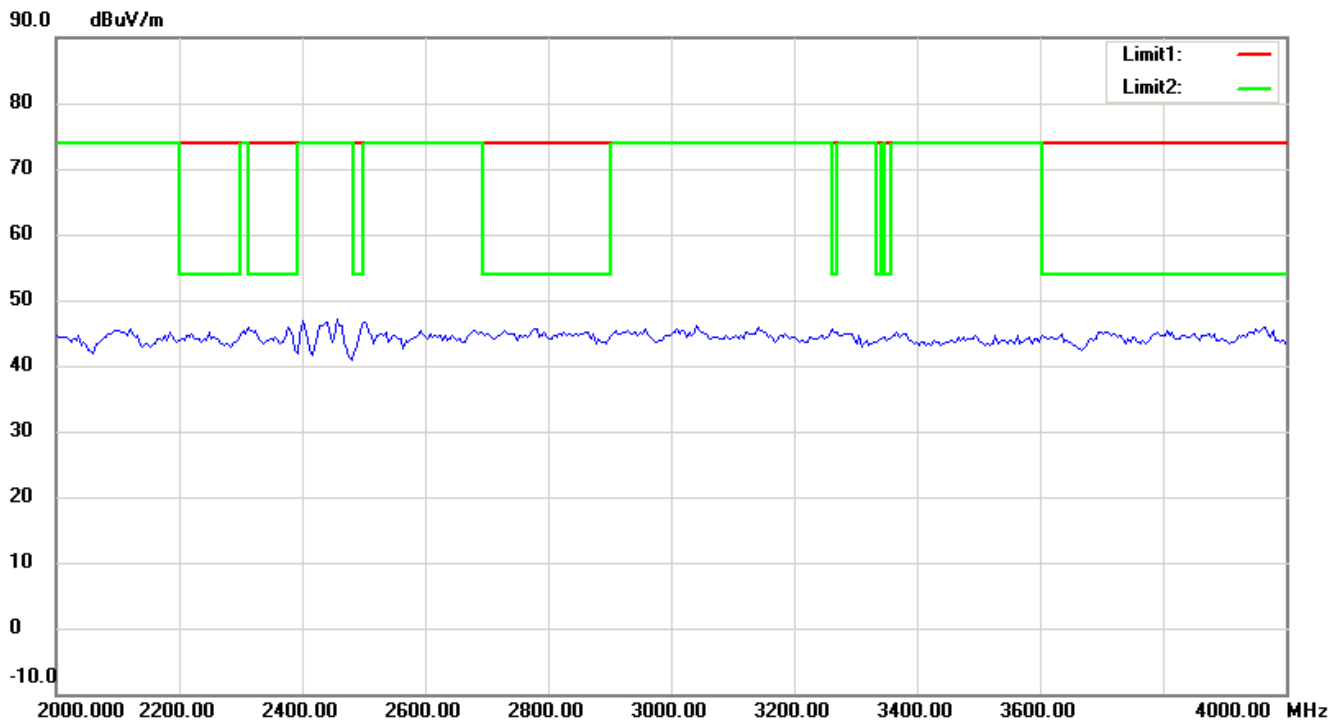
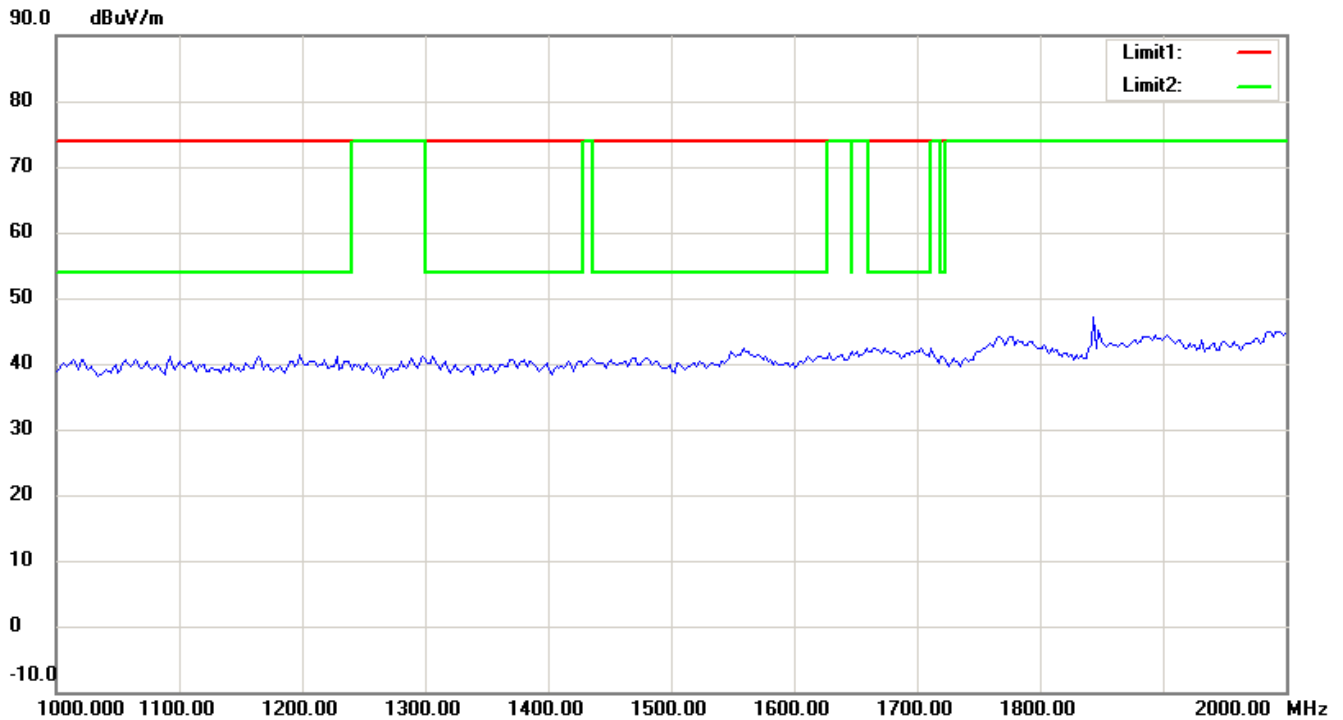
- 1 The attached measurement plots are preliminarily pre-scanned with peak detector for determining the final checking frequencies and are for reference only.
- 2 The some frequencies may exceed the limit line without the specified detectors, but that cannot present the results are failed to the specification of test standard.
- 3 For corrected test results are listed in the relevant table of radiated test data of this test report.



Worldwide Testing Services(Taiwan) Co., Ltd.

Registration number: W6D21109-11842-C-1

FCC ID: YV8-DA1101



Note:

Up Line: Peak Limit Line, Down Line: Ave Limit Line

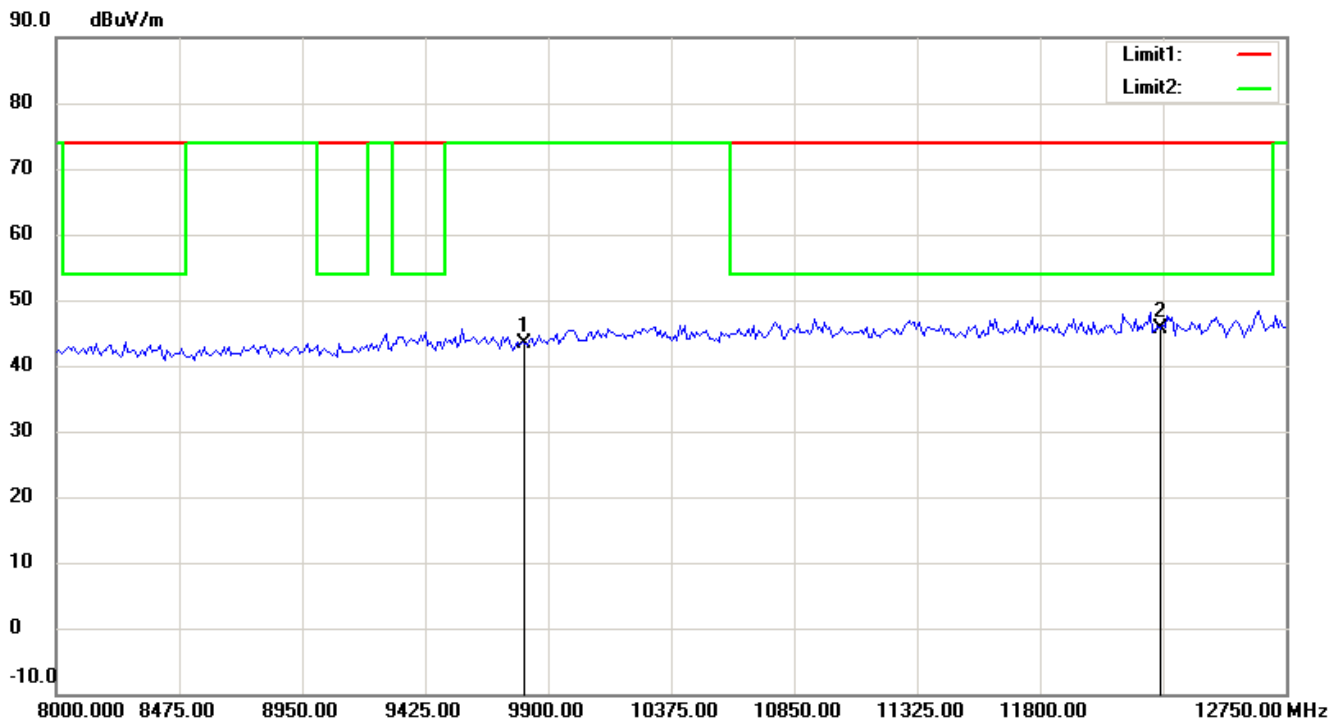
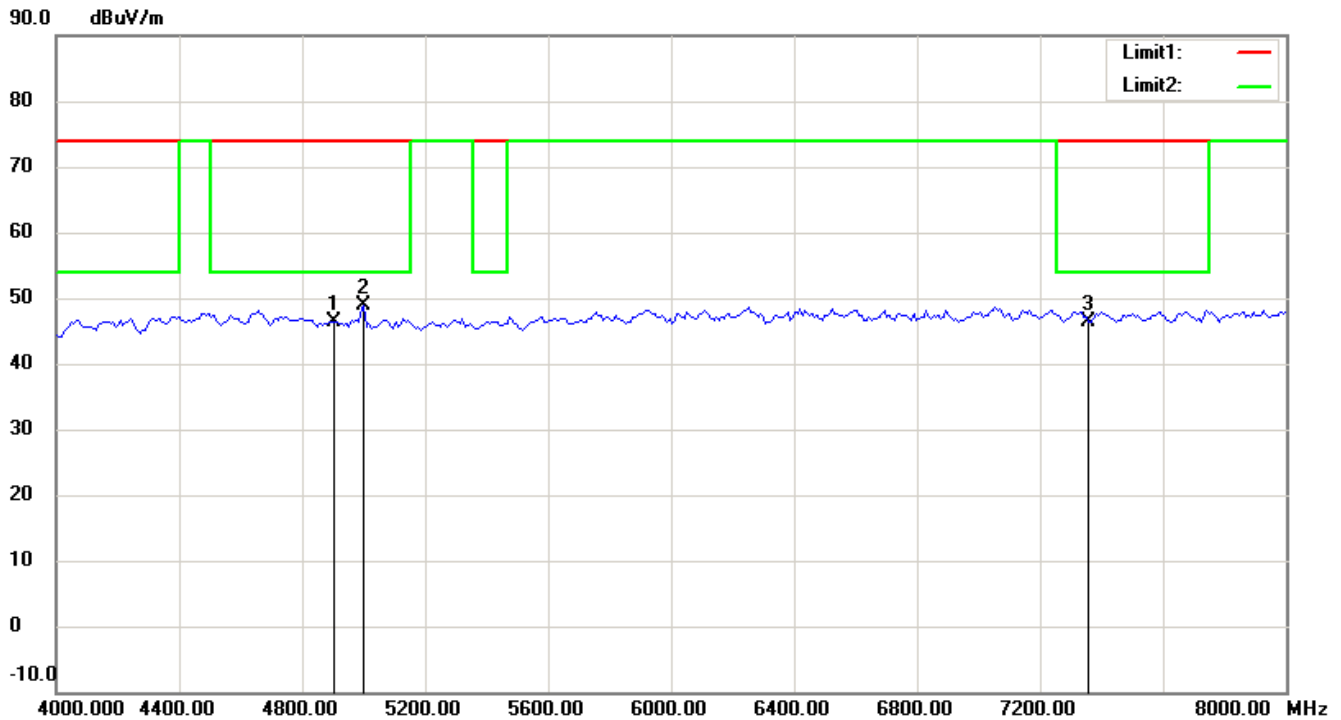
- 1 The attached measurement plots are preliminarily pre-scanned with peak detector for determining the final checking frequencies and are for reference only.
- 2 The some frequencies may exceed the limit line without the specified detectors, but that cannot present the results are failed to the specification of test standard.
- 3 For corrected test results are listed in the relevant table of radiated test data of this test report.



Worldwide Testing Services(Taiwan) Co., Ltd.

Registration number: W6D21109-11842-C-1

FCC ID: YV8-DA1101



Note:

Up Line: Peak Limit Line, Down Line: Ave Limit Line

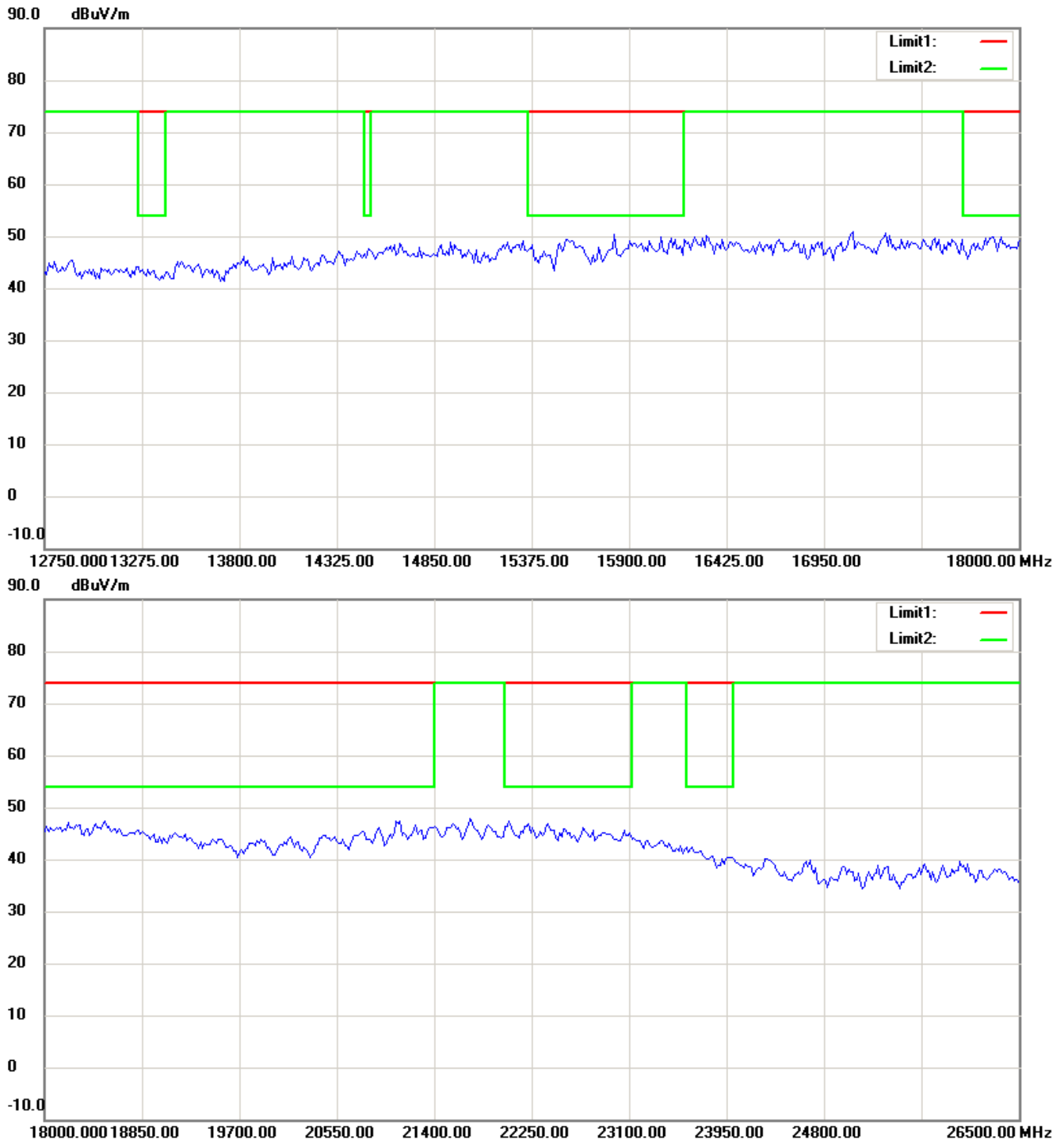
- 1 The attached measurement plots are preliminarily pre-scanned with peak detector for determining the final checking frequencies and are for reference only.
- 2 The some frequencies may exceed the limit line without the specified detectors, but that cannot present the results are failed to the specification of test standard.
- 3 For corrected test results are listed in the relevant table of radiated test data of this test report.



Worldwide Testing Services(Taiwan) Co., Ltd.

Registration number: W6D21109-11842-C-1

FCC ID: YV8-DA1101



Note:

Up Line: Peak Limit Line, Down Line: Ave Limit Line

- 1 The attached measurement plots are preliminarily pre-scanned with peak detector for determining the final checking frequencies and are for reference only.
- 2 The some frequencies may exceed the limit line without the specified detectors, but that cannot present the results are failed to the specification of test standard.
- 3 For corrected test results are listed in the relevant table of radiated test data of this test report.

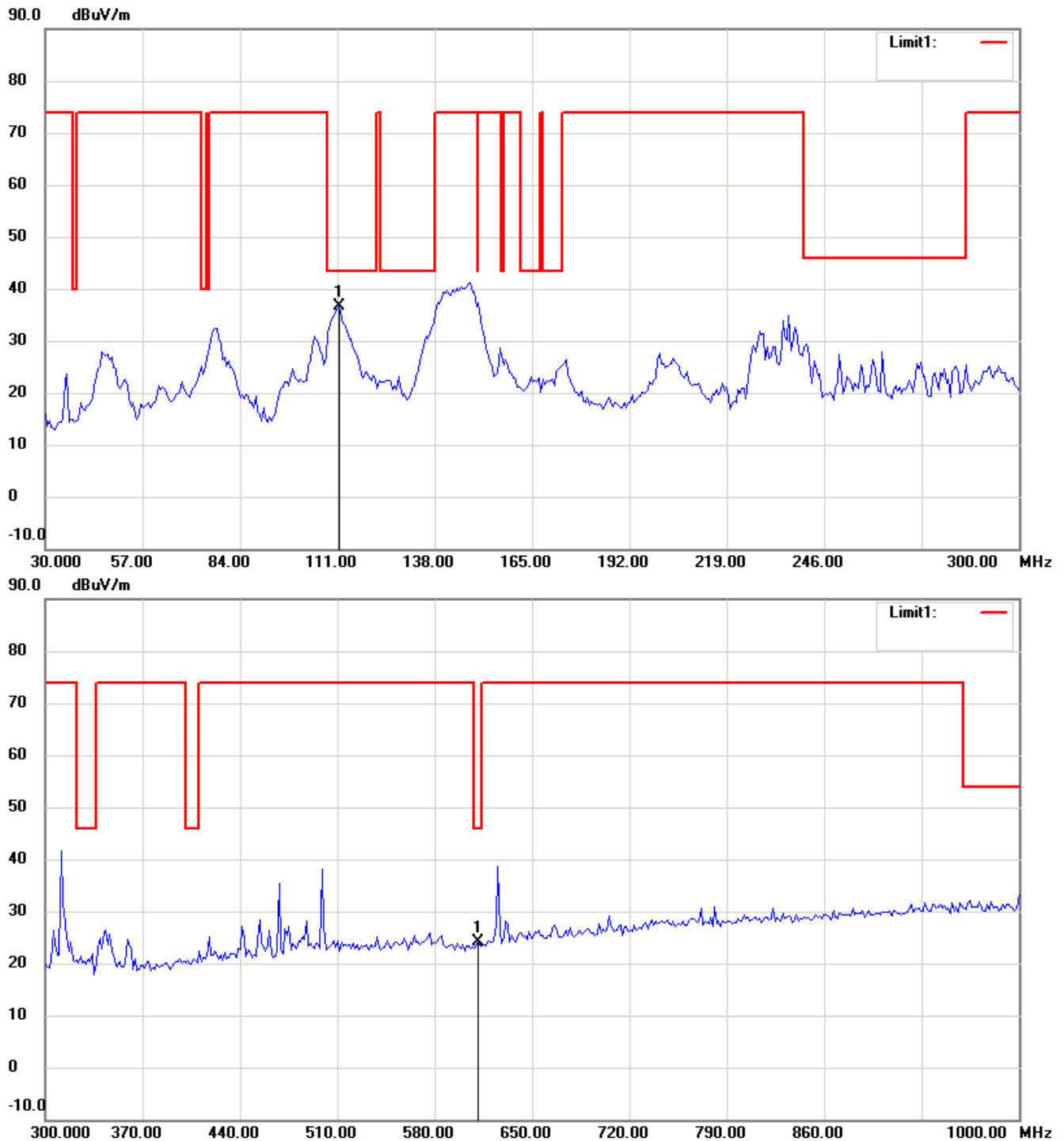


Worldwide Testing Services(Taiwan) Co., Ltd.

Registration number: W6D21109-11842-C-1

FCC ID: YV8-DA1101

Antenna Polarization V



Note:

Up Line: Peak Limit Line, Down Line: Ave Limit Line

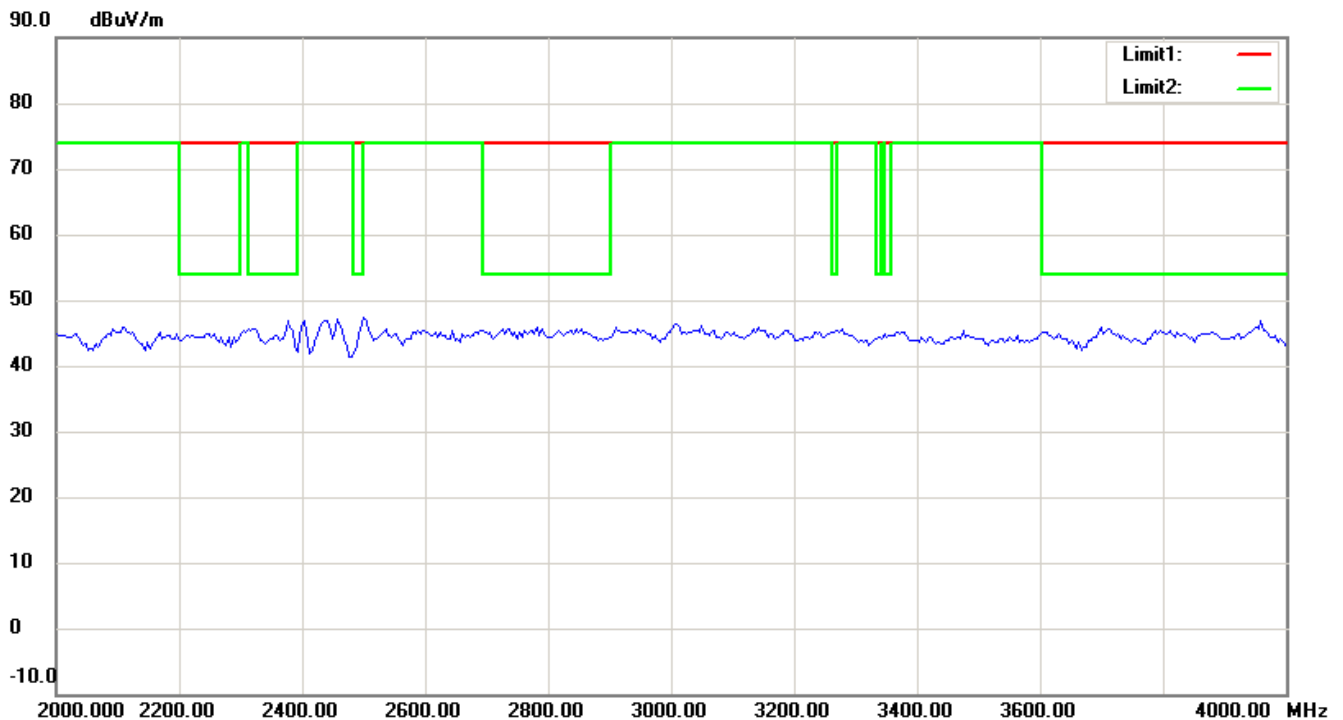
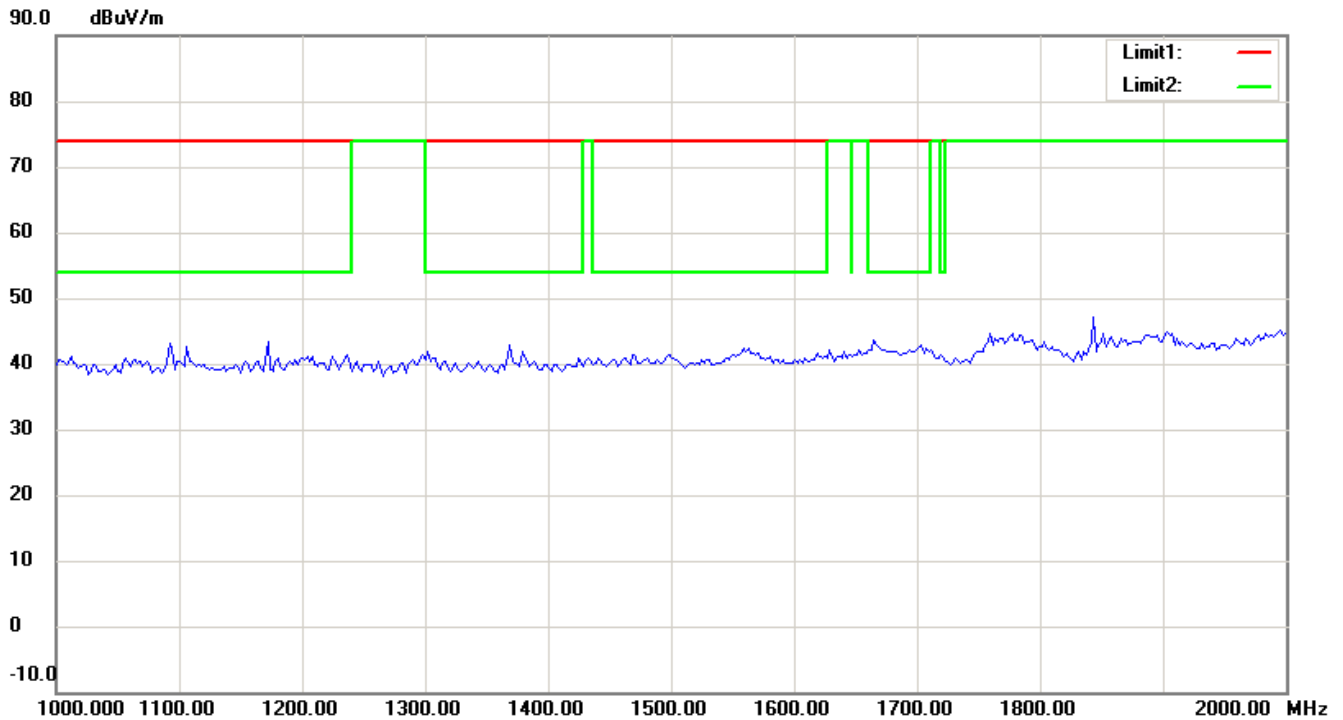
- 1 The attached measurement plots are preliminarily pre-scanned with peak detector for determining the final checking frequencies and are for reference only.
- 2 The some frequencies may exceed the limit line without the specified detectors, but that cannot present the results are failed to the specification of test standard.
- 3 For corrected test results are listed in the relevant table of radiated test data of this test report.



Worldwide Testing Services(Taiwan) Co., Ltd.

Registration number: W6D21109-11842-C-1

FCC ID: YV8-DA1101



Note:

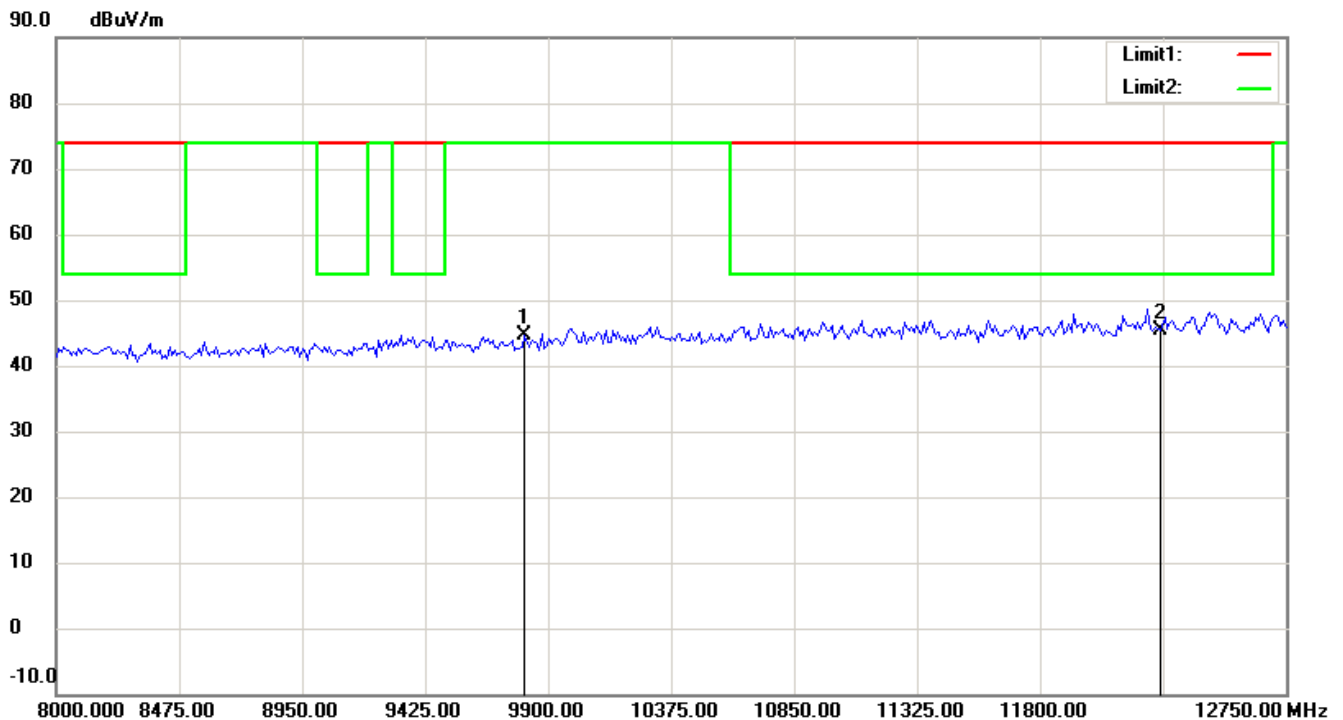
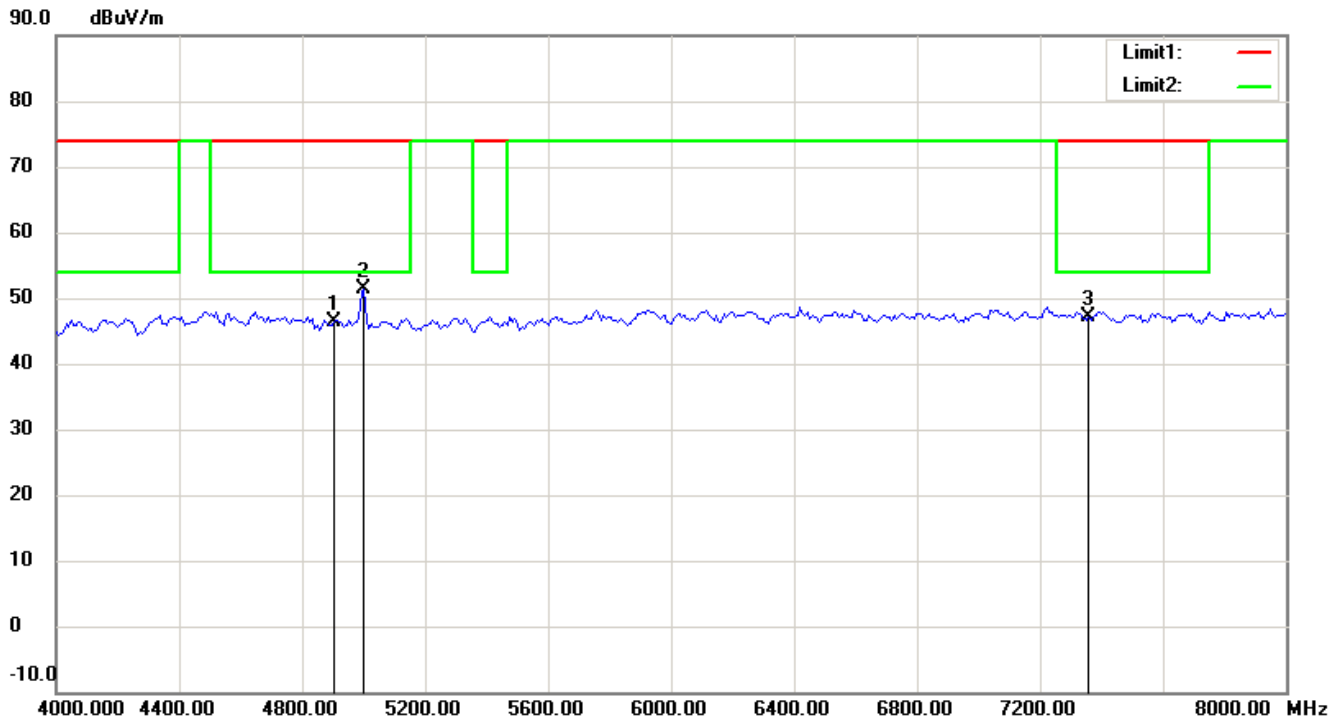
Up Line: Peak Limit Line, Down Line: Ave Limit Line

- 1 The attached measurement plots are preliminarily pre-scanned with peak detector for determining the final checking frequencies and are for reference only.
- 2 The some frequencies may exceed the limit line without the specified detectors, but that cannot present the results are failed to the specification of test standard.
- 3 For corrected test results are listed in the relevant table of radiated test data of this test report.



Registration number: W6D21109-11842-C-1

FCC ID: YV8-DA1101



Note:

Up Line: Peak Limit Line, Down Line: Ave Limit Line

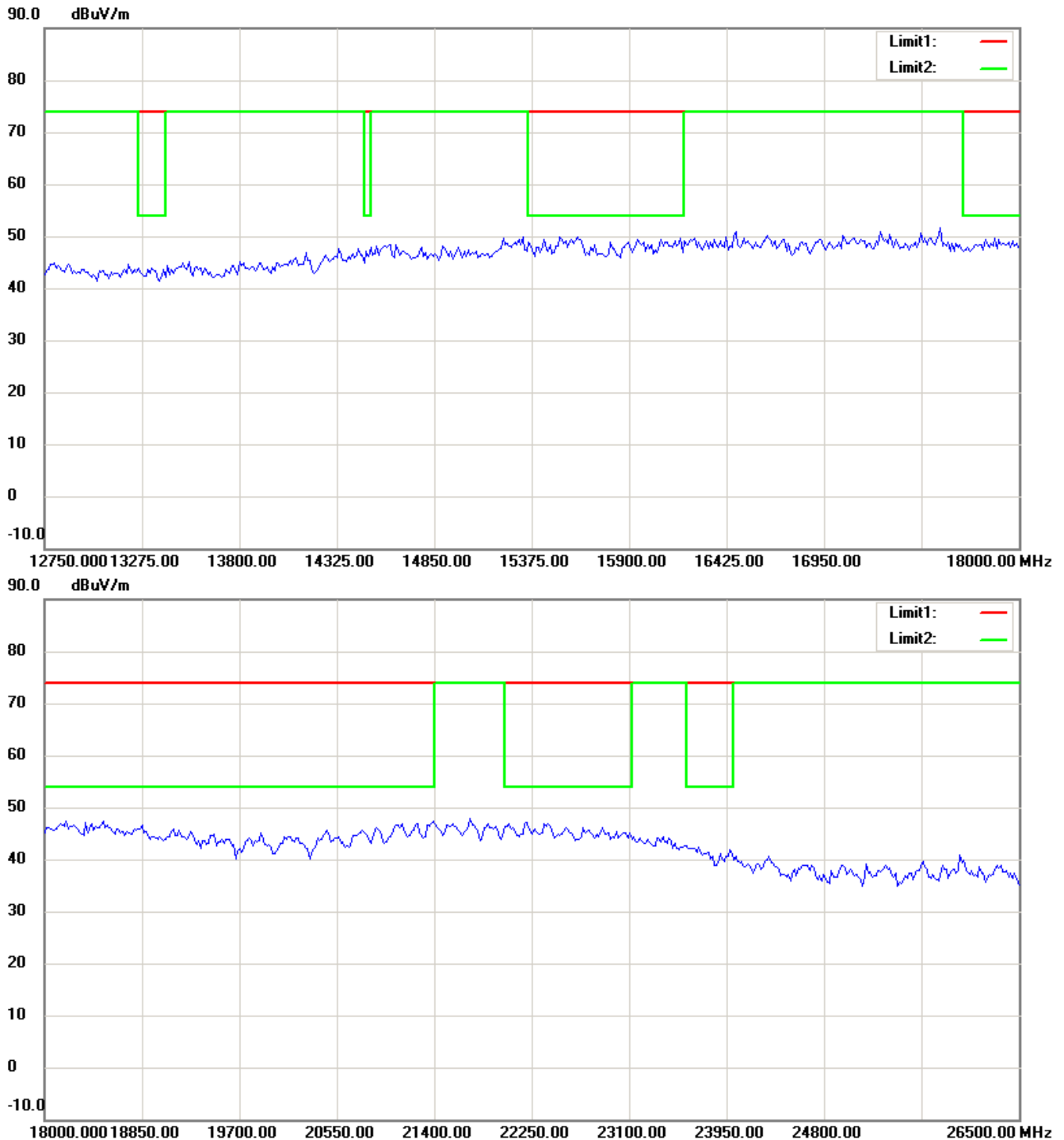
- 1 The attached measurement plots are preliminarily pre-scanned with peak detector for determining the final checking frequencies and are for reference only.
- 2 The some frequencies may exceed the limit line without the specified detectors, but that cannot present the results are failed to the specification of test standard.
- 3 For corrected test results are listed in the relevant table of radiated test data of this test report.



Worldwide Testing Services(Taiwan) Co., Ltd.

Registration number: W6D21109-11842-C-1

FCC ID: YV8-DA1101



Note:

Up Line: Peak Limit Line, Down Line: Ave Limit Line

- 1 The attached measurement plots are preliminarily pre-scanned with peak detector for determining the final checking frequencies and are for reference only.
- 2 The some frequencies may exceed the limit line without the specified detectors, but that cannot present the results are failed to the specification of test standard.
- 3 For corrected test results are listed in the relevant table of radiated test data of this test report.