



## 9. SETUP PHOTOS


### RADIATED and AC LINE CONDUCTED EMISSIONS MEASUREMENT SETUP



RADIATED FRONT PHOTO (BELOW 30 MHz)




RADIATED BACK PHOTO (BELOW 30 MHz)



RADIATED FRONT PHOTO (ABOVE 30 MHz)



RADIATED BACK PHOTO (ABOVE 30 MHz)



RADIATED FRONT PHOTO (ABOVE 1 GHz)



RADIATED BACK PHOTO (ABOVE 1 GHz)

**ANTENNA PORT CONDUCTED RF MEASUREMENT SETUP AND  
RADIATED EMISSIONS MEASUREMENT CONFIGURATION**




X POSITION FRONT PHOTO



Y POSITION FRONT PHOTO



Z POSITION FRONT PHOTO



CONDUCTED PHOTO

**END OF REPORT**