


## **12. Appendixes**

### **12.1. Photos and Ports Location**

<b>Photo Reference Number</b>	<b>Title</b>
PHT/001	Test configuration for the measurement of Specific Absorption Rate (SAR)
PHT/002	Front of DUT Facing Phantom
PHT/003	Back of DUT Facing Phantom
PHT/004	Right of DUT Facing Phantom
PHT/005	Bottom of DUT Facing Phantom
PHT/006	Front View of DUT
PHT/007	Back View of DUT
PHT/008	Left View of DUT
PHT/009	Right View DUT
PHT/010	Front View of Conducted DUT
PHT/011	Back View of Conducted DUT
PHT/012	Antenna Schematics - Front View
PHT/013	Antenna Schematics - Side View

PHT/001: Test configuration for the measurement of Specific Absorption Rate (SAR)



PHT/002: Front of DUT Facing Phantom



PHT/003: Back of DUT Facing Phantom





PHT/004: Right of DUT Facing Phantom



PHT/005: Bottom of DUT Facing Phantom



PHT/006: Front View of DUT





PHT/007: Back View of DUT





PHT/008: Left View of DUT



PHT/009: Right View DUT




PHT/010: Front View of Conducted DUT

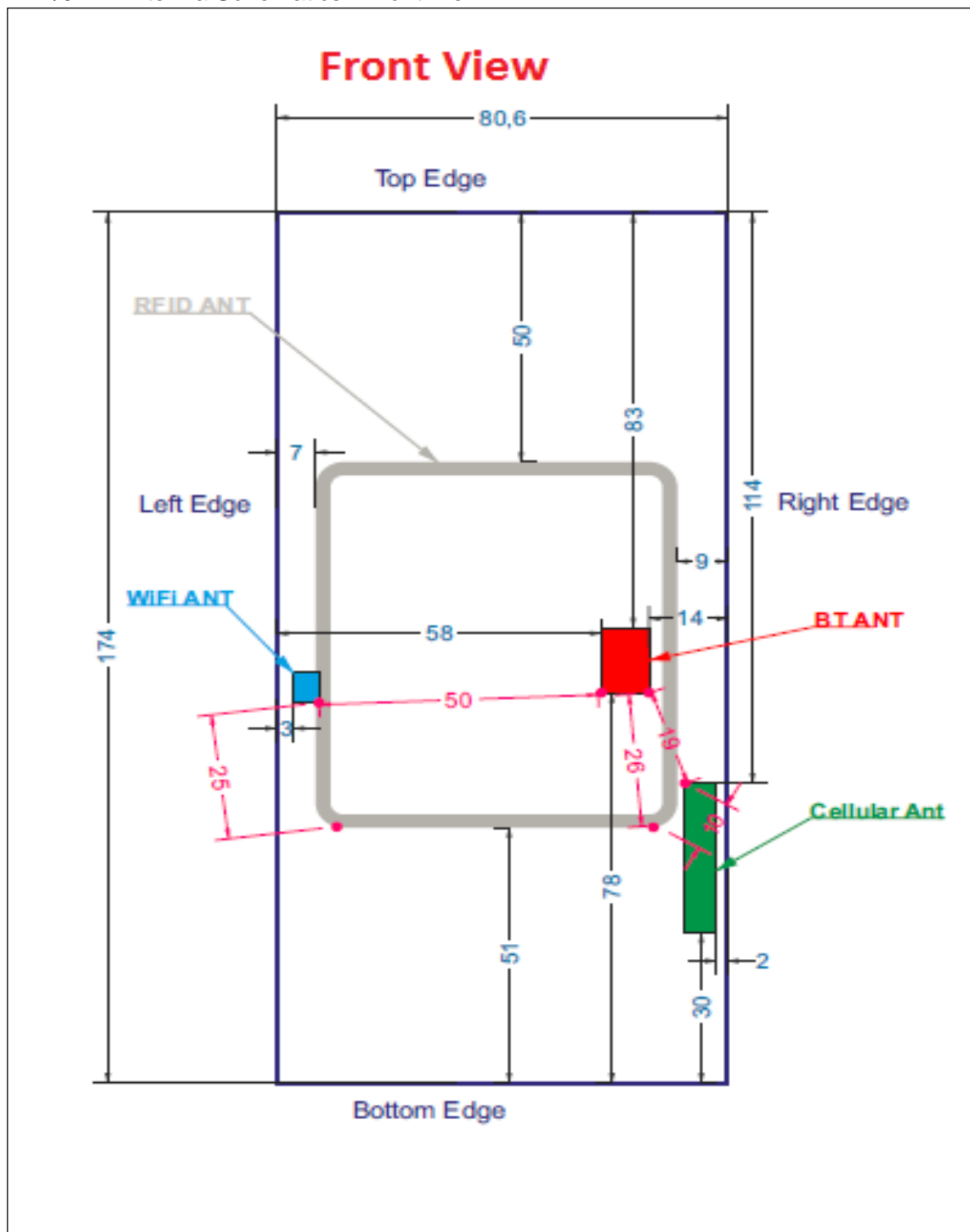




PHT/011: Back View of Conducted DUT



## PHT/012: Antenna Schematics - Front View



PHT/013: Antenna Schematics - Side View

