



**APPENDIX 3: Photographs of Test Setup**

**Radiated Spurious Emission**

**Front**



**Rear (Below 1 GHz)**



**Rear (Above 1 GHz)**



### Pre-check of Worst Case Position

**X-axis**




**Y-axis**




**Z-axis**



**Antenna Terminal Conducted Tests**



**Photo 1**



**Photo 2**




---

**Antenna Terminal Conducted Tests**



**Photo 3**



**Photo 4**

**End of Report**