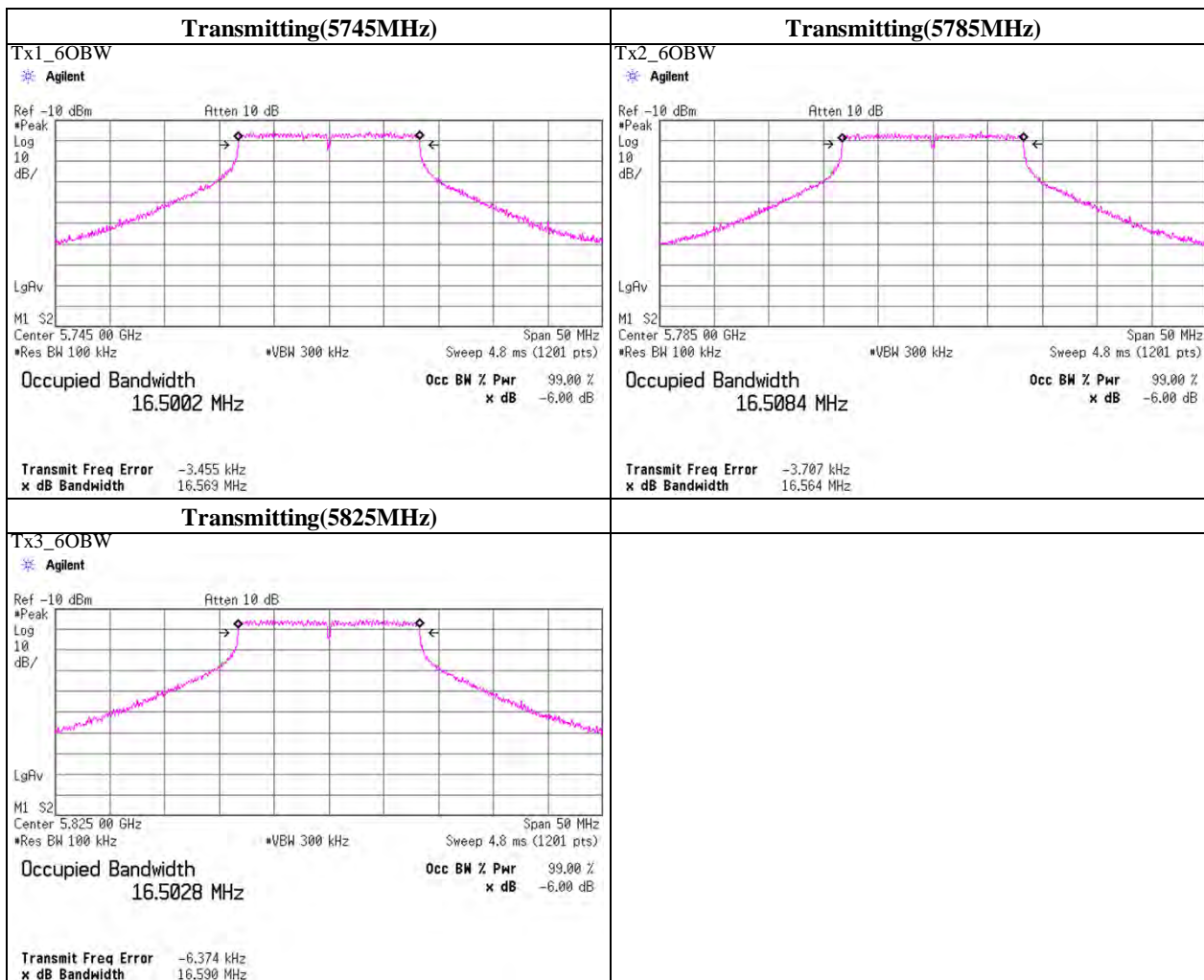


-6dB Bandwidth

Test place	UL Japan, Inc. Shonan EMC Lab.	No.6 Shielded Room
Date	August 25, 2011	
Temperature / Humidity	27deg.C , 60%RH	
Engineer	Tatsuya Arai	
Mode	Tx, IEEE802.11a, PN9, worst antenna port Sub, worst data mode 36Mbps	

Freq. [MHz]	-6dB Bandwidth [MHz]	Limit [MHz]
5745.0000	16.569	> 0.500
5785.0000	16.564	> 0.500
5825.0000	16.590	> 0.500



UL Japan, Inc.
Shonan EMC Lab.
 1-22-3 Megumigaoka, Hiratsuka-shi, Kanagawa 259-1220 JAPAN
 Telephone : +81 463 50 6400
 Facsimile : +81 463 50 6401

Peak Output Power (Conducted)

Test place UL Japan, Inc. Shonan EMC Lab. No.5 Shielded Room
 Date August 19, 2011
 Temperature / Humidity 28deg.C , 47%RH
 Engineer Shinichi Takano
 Mode Tx, IEEE802.11a, PN9, worst antenna : Sub worst data mode : 36 Mbps

(* P/M: Power Meter with power sensor)

Ch	Freq. [MHz]	P/M (PK) Reading [dBm]	Cable Loss [dB]	Atten. Loss [dB]	Result		Limit		Margin [dB]
					[dBm]	[mW]	[dBm]	[mW]	
Low	5745.0	4.63	2.77	9.60	17.00	50.12	30.00	1000	13.00
Mid	5785.0	5.40	2.78	9.61	17.79	60.12	30.00	1000	12.21
High	5825.0	5.79	2.72	9.61	18.12	64.86	30.00	1000	11.88

Sample Calculation:

Result = Reading + Cable Loss (supplied by customer) + Atten. Loss

[Pre check]

Antenna Main

	Data rate [Mbps]	Freq. [MHz]	P/M (PK) Reading [dBm]	Cable Loss [dB]	Atten. Loss [dB]	Result		Limit		Margin [dB]
						[dBm]	[mW]	[dBm]	[mW]	
Main	6	5785.0	4.51	2.78	9.61	16.90	48.98	30.00	1000	13.10
Main	9	5785.0	4.44	2.78	9.61	16.83	48.19	30.00	1000	13.17
Main	12	5785.0	4.45	2.78	9.61	16.84	48.31	30.00	1000	13.16
Main	18	5785.0	4.39	2.78	9.61	16.78	47.64	30.00	1000	13.22
Main	24	5785.0	4.52	2.78	9.61	16.91	49.09	30.00	1000	13.09
Main	36	5785.0	4.54	2.78	9.61	16.93	49.32	30.00	1000	13.07
Main	48	5785.0	4.45	2.78	9.61	16.84	48.31	30.00	1000	13.16
Main	54	5785.0	4.50	2.78	9.61	16.89	48.87	30.00	1000	13.11

Antenna Sub

	Data rate [Mbps]	Freq. [MHz]	P/M (PK) Reading [dBm]	Cable Loss [dB]	Atten. Loss [dB]	Result		Limit		Margin [dB]
						[dBm]	[mW]	[dBm]	[mW]	
Sub	6	5785.0	5.32	2.78	9.61	17.71	59.02	30.00	1000	12.29
Sub	9	5785.0	5.35	2.78	9.61	17.74	59.43	30.00	1000	12.26
Sub	12	5785.0	5.28	2.78	9.61	17.67	58.48	30.00	1000	12.33
Sub	18	5785.0	5.26	2.78	9.61	17.65	58.21	30.00	1000	12.35
Sub	24	5785.0	5.36	2.78	9.61	17.75	59.57	30.00	1000	12.25
Sub	36	5785.0	5.40	2.78	9.61	17.79	60.12	30.00	1000	12.21
Sub	48	5785.0	5.36	2.78	9.61	17.75	59.57	30.00	1000	12.25
Sub	54	5785.0	5.37	2.78	9.61	17.76	59.70	30.00	1000	12.24

UL Japan, Inc.
Shonan EMC Lab.

1-22-3 Megumigaoka, Hiratsuka-shi, Kanagawa 259-1220 JAPAN

Telephone : +81 463 50 6400

Facsimile : +81 463 50 6401

Radiated Emission

Test place UL Japan, Inc. Shonan EMC Lab. No.3 Semi Anechoic Chamber
 Date August 22, 2011 August 28, 2011 August 29, 2011
 Temperature / Humidity 27deg.C , 63%RH 23deg.C , 62%RH 23deg.C , 55%RH
 Engineer Tatsuya Arai Tatsuya Arai Tatsuya Arai
 Mode Tx, 5745 MHz
 Tx, IEEE802.11a, PN9, worst antenna port Sub, worst data mode 36Mbps

(* PK: Peak, AV: Average, QP: Quasi-Peak)

Polarity	Frequency [MHz]	Detector	Reading [dBuV]	Ant.Fac. [dB/m]	Loss [dB]	Gain [dB]	Result [dBuV/m]	Limit [dBuV/m]	Margin [dB]	Height [cm]	Angle [deg.]	Remark
Hori.	52.000	QP	23.0	10.6	7.3	31.9	9.0	40.0	31.0	200	0	
Hori.	956.472	QP	23.5	22.6	10.2	30.5	25.8	46.0	20.2	100	174	
Hori.	3830.000	PK	51.2	29.9	14.8	41.7	54.2	73.9	19.7	103	165	
Hori.	5725.000	PK	57.1	32.9	15.9	40.4	65.5	73.9	8.4	102	185	
Hori.	7660.000	PK	48.7	37.3	7.3	41.3	52.0	73.9	21.9	110	181	
Hori.	11490.000	PK	44.0	40.2	9.1	39.6	53.7	73.9	20.2	100	0	
Hori.	17235.000	PK	47.1	44.2	2.0	39.6	53.7	73.9	20.2	100	0	
Hori.	22980.000	PK	46.7	40.4	-2.2	45.2	39.7	73.9	34.2	100	0	
Hori.	26600.000	PK	56.4	43.0	3.2	68.6	34.0	73.9	39.9	100	0	
Hori.	3830.000	AV	45.5	29.9	14.8	41.7	48.5	53.9	5.4	103	165	
Hori.	5725.000	AV	41.7	32.9	15.9	40.4	50.1	53.9	3.8	102	185	
Hori.	7660.000	AV	38.4	37.3	7.3	41.3	41.7	53.9	12.2	110	181	
Hori.	11490.000	AV	33.2	40.2	9.1	39.6	42.9	53.9	11.0	100	0	
Hori.	17235.000	AV	35.4	44.2	2.0	39.6	42.0	53.9	11.9	100	0	
Hori.	22980.000	AV	34.9	40.4	-2.2	45.2	27.9	53.9	26.0	100	0	
Hori.	26600.000	AV	48.0	43.0	3.2	68.6	25.6	53.9	28.3	100	0	
Vert.	52.000	QP	22.9	10.6	7.3	31.9	8.9	40.0	31.1	100	0	
Vert.	956.472	QP	23.0	22.6	10.2	30.5	25.3	46.0	20.7	100	0	
Vert.	3830.000	PK	51.3	29.9	14.8	41.7	54.3	73.9	19.6	100	281	
Vert.	5725.000	PK	56.9	32.9	15.9	40.4	65.3	73.9	8.6	100	253	
Vert.	7660.000	PK	48.9	37.3	7.3	41.3	52.2	73.9	21.7	100	268	
Vert.	11490.000	PK	44.5	40.2	9.1	39.6	54.2	73.9	19.7	100	51	
Vert.	17235.000	PK	46.4	44.2	2.0	39.6	53.0	73.9	20.9	100	0	
Vert.	22980.000	PK	46.3	40.4	-2.2	45.2	39.3	73.9	34.6	100	0	
Vert.	26600.000	PK	55.0	43.0	3.2	68.6	32.6	73.9	41.3	100	0	
Vert.	3830.000	AV	44.6	29.9	14.8	41.7	47.6	53.9	6.3	100	281	
Vert.	5725.000	AV	41.6	32.9	15.9	40.4	50.0	53.9	3.9	100	253	
Vert.	7660.000	AV	39.0	37.3	7.3	41.3	42.3	53.9	11.6	100	268	
Vert.	11490.000	AV	34.3	40.2	9.1	39.6	44.0	53.9	9.9	100	51	
Vert.	17235.000	AV	35.5	44.2	2.0	39.6	42.1	53.9	11.8	100	0	
Vert.	22980.000	AV	35.1	40.4	-2.2	45.2	28.1	53.9	25.8	100	0	
Vert.	26600.000	AV	48.4	43.0	3.2	68.6	26.0	53.9	27.9	100	0	

Result = Reading + Ant Factor + Loss (Cable+Attenuator+Filter-Distance factor(above 13GHz)) - Gain(Amplifier)

*Other frequency noises omitted in this report were not seen or have enough margin (more than 20dB).

Distance factor: 13GHz-40GHz 20log(3.0m/1.0m)= 9.5dB

Radiated Emission

Test place UL Japan, Inc. Shonan EMC Lab. No.3 Semi Anechoic Chamber
 Date August 22, 2011 August 28, 2011 August 29, 2011
 Temperature / Humidity 27deg.C , 63%RH 23deg.C , 62%RH 23deg.C , 55%RH
 Engineer Tatsuya Arai Tatsuya Arai Tatsuya Arai
 Mode Tx, 5785 MHz
 Tx, IEEE802.11a, PN9, worst antenna port Sub, worst data mode 36Mbps

(* PK: Peak, AV: Average, QP: Quasi-Peak)

Polarity	Frequency [MHz]	Detector	Reading [dBuV]	Ant.Fac. [dB/m]	Loss [dB]	Gain [dB]	Result [dBuV/m]	Limit [dBuV/m]	Margin [dB]	Height [cm]	Angle [deg.]	Remark
Hori.	52.000	QP	23.1	10.6	7.3	31.9	9.1	40.0	30.9	200	0	
Hori.	719.991	QP	23.2	20.6	9.2	31.5	21.5	46.0	24.5	100	212	
Hori.	938.365	QP	23.3	22.4	10.2	30.6	25.3	46.0	20.7	100	228	
Hori.	3856.664	PK	52.0	29.9	14.8	41.7	55.0	73.9	18.9	101	180	
Hori.	7713.328	PK	48.7	37.4	7.4	41.3	52.2	73.9	21.7	100	184	
Hori.	11570.000	PK	43.5	40.0	9.2	39.5	53.2	73.9	20.7	100	0	
Hori.	17355.000	PK	46.4	45.1	2.2	39.5	54.2	73.9	19.7	100	0	
Hori.	23140.000	PK	45.4	40.4	-2.1	45.2	38.5	73.9	35.4	100	0	
Hori.	28925.000	PK	61.5	43.4	3.6	67.0	41.5	73.9	32.4	100	0	
Hori.	3856.664	AV	46.4	29.9	14.8	41.7	49.4	53.9	4.5	101	180	
Hori.	7713.328	AV	38.8	37.4	7.4	41.3	42.3	53.9	11.6	100	184	
Hori.	11570.000	AV	33.4	40.0	9.2	39.5	43.1	53.9	10.8	100	0	
Hori.	17355.000	AV	35.4	45.1	2.2	39.5	43.2	53.9	10.7	100	0	
Hori.	23140.000	AV	34.3	40.4	-2.1	45.2	27.4	53.9	26.5	100	0	
Hori.	28925.000	AV	50.7	43.4	3.6	67.0	30.7	53.9	23.2	100	0	
Vert.	52.000	QP	23.0	10.6	7.3	31.9	9.0	40.0	31.0	100	0	
Vert.	719.991	QP	22.8	20.6	9.2	31.5	21.1	46.0	24.9	100	0	
Vert.	938.365	QP	22.8	22.4	10.2	30.6	24.8	46.0	21.2	100	0	
Vert.	3856.664	PK	51.6	29.9	14.8	41.7	54.6	73.9	19.3	100	270	
Vert.	7713.328	PK	49.7	37.4	7.4	41.3	53.2	73.9	20.7	100	253	
Vert.	11570.000	PK	43.8	40.0	9.2	39.5	53.5	73.9	20.4	100	0	
Vert.	17355.000	PK	47.5	45.1	2.2	39.5	55.3	73.9	18.6	100	0	
Vert.	23140.000	PK	44.9	40.4	-2.1	45.2	38.0	73.9	35.9	100	0	
Vert.	28925.000	PK	60.8	43.4	3.6	67.0	40.8	73.9	33.1	100	0	
Vert.	3856.664	AV	45.6	29.9	14.8	41.7	48.6	53.9	5.3	100	270	
Vert.	7713.328	AV	39.2	37.4	7.4	41.3	42.7	53.9	11.2	100	253	
Vert.	11570.000	AV	33.3	40.0	9.2	39.5	43.0	53.9	10.9	100	0	
Vert.	17355.000	AV	35.6	45.1	2.2	39.5	43.4	53.9	10.5	100	0	
Vert.	23140.000	AV	34.5	40.4	-2.1	45.2	27.6	53.9	26.3	100	0	
Vert.	28925.000	AV	50.5	43.4	3.6	67.0	30.5	53.9	23.4	100	0	

Result = Reading + Ant Factor + Loss (Cable+Attenuator+Filter-Distance factor(above 13GHz)) - Gain(Amplifier)

*Other frequency noises omitted in this report were not seen or have enough margin (more than 20dB).

Distance factor: 13GHz-40GHz 20log(3.0m/1.0m)= 9.5dB

Radiated Emission

Test place UL Japan, Inc. Shonan EMC Lab. No.3 Semi Anechoic Chamber
 Date August 22, 2011 August 28, 2011 August 29, 2011
 Temperature / Humidity 27deg.C , 63%RH 23deg.C , 62%RH 23deg.C , 55%RH
 Engineer Tatsuya Arai Tatsuya Arai Tatsuya Arai
 Mode Tx, 5825 MHz
 Tx, IEEE802.11a, PN9, worst antenna port Sub, worst data mode 36Mbps

(* PK: Peak, AV: Average, QP: Quasi-Peak)

Polarity	Frequency [MHz]	Detector	Reading [dBuV]	Ant.Fac. [dB/m]	Loss [dB]	Gain [dB]	Result [dBuV/m]	Limit [dBuV/m]	Margin [dB]	Height [cm]	Angle [deg.]	Remark
Hori.	52.000	QP	23.0	10.6	7.3	31.9	9.0	40.0	31.0	200	0	
Hori.	936.000	QP	23.1	22.4	10.2	30.6	25.1	46.0	20.9	100	10	
Hori.	3883.331	PK	52.7	30.0	14.8	41.7	55.8	73.9	18.1	102	179	
Hori.	5850.000	PK	52.3	33.1	16.1	40.4	61.1	73.9	12.8	100	173	
Hori.	7766.662	PK	48.5	37.5	7.4	41.2	52.2	73.9	21.7	100	179	
Hori.	11650.000	PK	42.8	39.9	9.2	39.5	52.4	73.9	21.5	100	0	
Hori.	17475.000	PK	46.7	46.1	2.2	39.4	55.6	73.9	18.3	100	0	
Hori.	23300.000	PK	45.2	40.4	-2.1	45.1	38.4	73.9	35.5	100	0	
Hori.	29125.000	PK	62.0	43.4	3.7	67.1	42.0	73.9	31.9	100	0	
Hori.	3883.331	AV	48.0	30.0	14.8	41.7	51.1	53.9	2.8	102	179	
Hori.	5850.000	AV	37.1	33.1	16.1	40.4	45.9	53.9	8.0	100	173	
Hori.	7766.662	AV	38.8	37.5	7.4	41.2	42.5	53.9	11.4	100	179	
Hori.	11650.000	AV	32.7	39.9	9.2	39.5	42.3	53.9	11.6	100	0	
Hori.	17475.000	AV	35.8	46.1	2.2	39.4	44.7	53.9	9.2	100	0	
Hori.	23300.000	AV	34.3	40.4	-2.1	45.1	27.5	53.9	26.4	100	0	
Hori.	29125.000	AV	50.6	43.4	3.7	67.1	30.6	53.9	23.3	100	0	
Vert.	52.000	QP	23.0	10.6	7.3	31.9	9.0	40.0	31.0	100	0	
Vert.	936.000	QP	22.8	22.4	10.2	30.6	24.8	46.0	21.2	100	0	
Vert.	3883.331	PK	52.5	30.0	14.8	41.7	55.6	73.9	18.3	100	270	
Vert.	5850.000	PK	52.7	33.1	16.1	40.4	61.5	73.9	12.4	100	282	
Vert.	7766.662	PK	48.9	37.5	7.4	41.2	52.6	73.9	21.3	100	250	
Vert.	11650.000	PK	43.3	39.9	9.2	39.5	52.9	73.9	21.0	100	0	
Vert.	17475.000	PK	46.9	46.1	2.2	39.4	55.8	73.9	18.1	100	0	
Vert.	23300.000	PK	45.1	40.4	-2.1	45.1	38.3	73.9	35.6	100	0	
Vert.	29125.000	PK	61.8	43.4	3.7	67.1	41.8	73.9	32.1	100	0	
Vert.	3883.331	AV	47.0	30.0	14.8	41.7	50.1	53.9	3.8	100	270	
Vert.	5850.000	AV	37.1	33.1	16.1	40.4	45.9	53.9	8.0	100	282	
Vert.	7766.662	AV	39.0	37.5	7.4	41.2	42.7	53.9	11.2	100	250	
Vert.	11650.000	AV	32.8	39.9	9.2	39.5	42.4	53.9	11.5	100	0	
Vert.	17475.000	AV	36.0	46.1	2.2	39.4	44.9	53.9	9.0	100	0	
Vert.	23300.000	AV	34.4	40.4	-2.1	45.1	27.6	53.9	26.3	100	0	
Vert.	29125.000	AV	50.7	43.4	3.7	67.1	30.7	53.9	23.2	100	0	

Result = Reading + Ant Factor + Loss (Cable+Attenuator+Filter-Distance factor(above 13GHz)) - Gain(Amplifier)

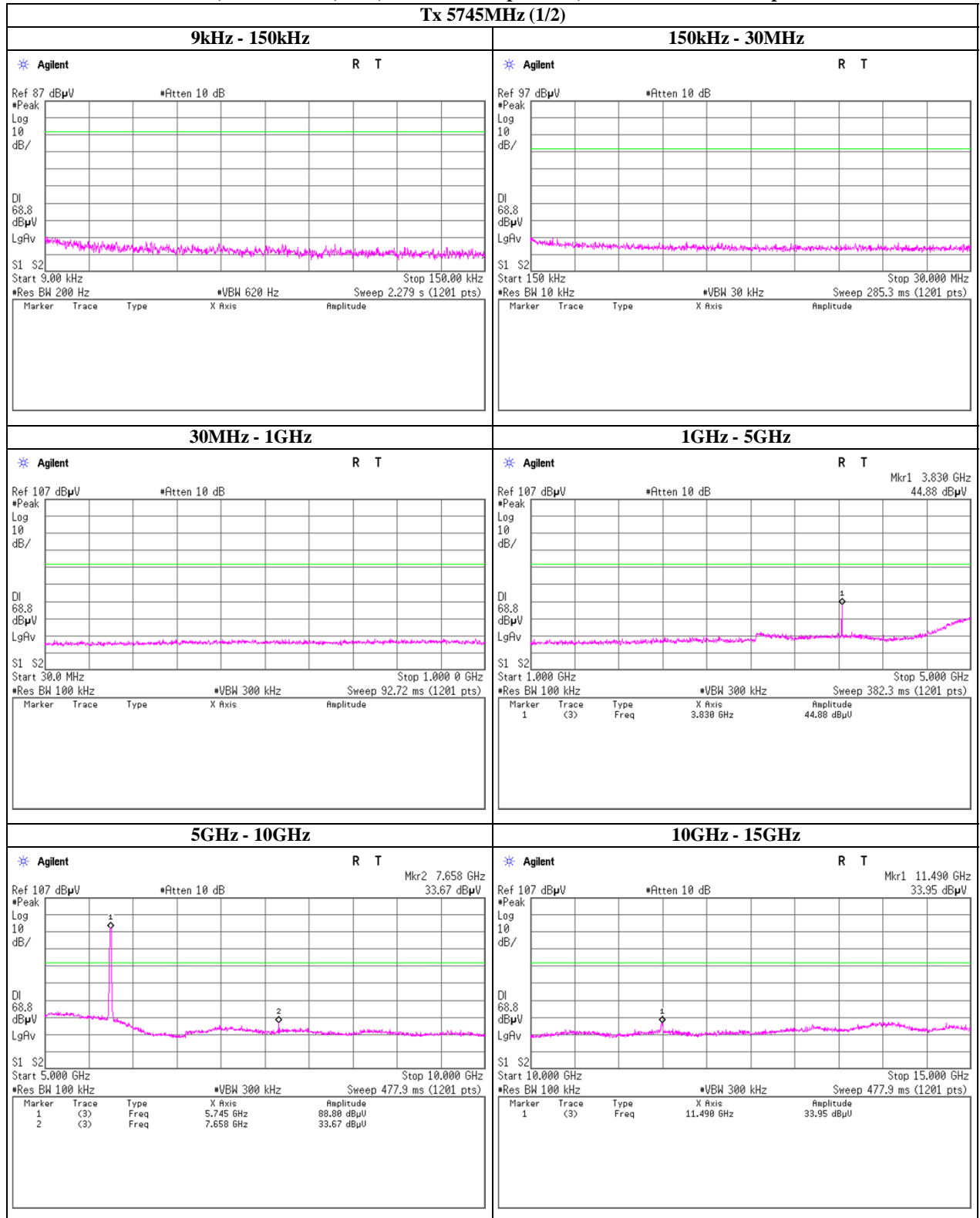
*Other frequency noises omitted in this report were not seen or have enough margin (more than 20dB).

Distance factor: 13GHz-40GHz 20log(3.0m/1.0m)= 9.5dB

Spurious emission (Conducted)

Tx, IEEE802.11a, PN9, worst antenna port Sub, worst data mode 36Mbps

Tx 5745MHz (1/2)



UL Japan, Inc.

Shonan EMC Lab.

1-22-3 Megumigaoka, Hiratsuka-shi, Kanagawa 259-1220 JAPAN

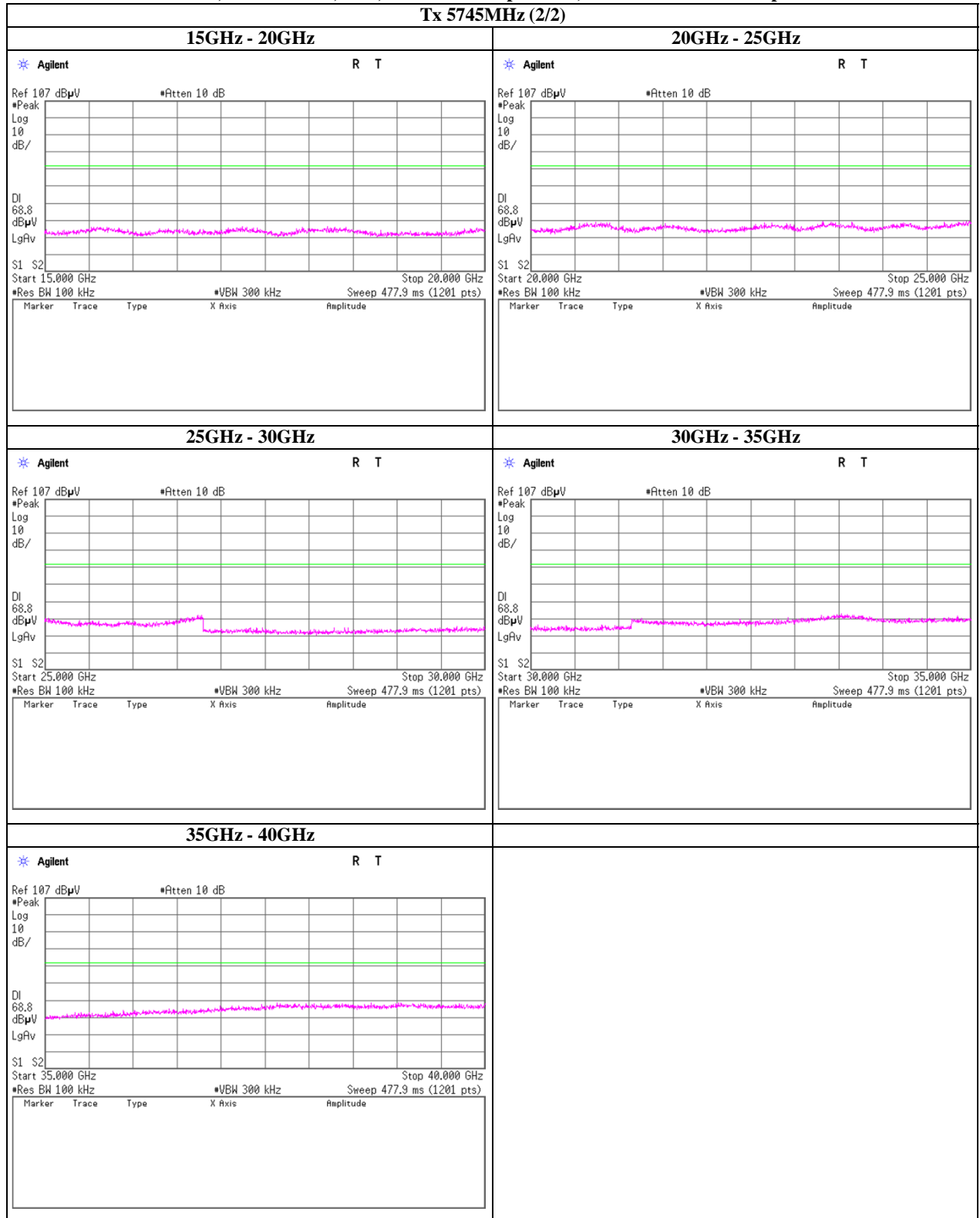
Telephone : +81 463 50 6400

Facsimile : +81 463 50 6401

Spurious emission (Conducted)

Tx, IEEE802.11a, PN9, worst antenna port Sub, worst data mode 36Mbps

Tx 5745MHz (2/2)



UL Japan, Inc.

Shonan EMC Lab.

1-22-3 Megumigaoka, Hiratsuka-shi, Kanagawa 259-1220 JAPAN

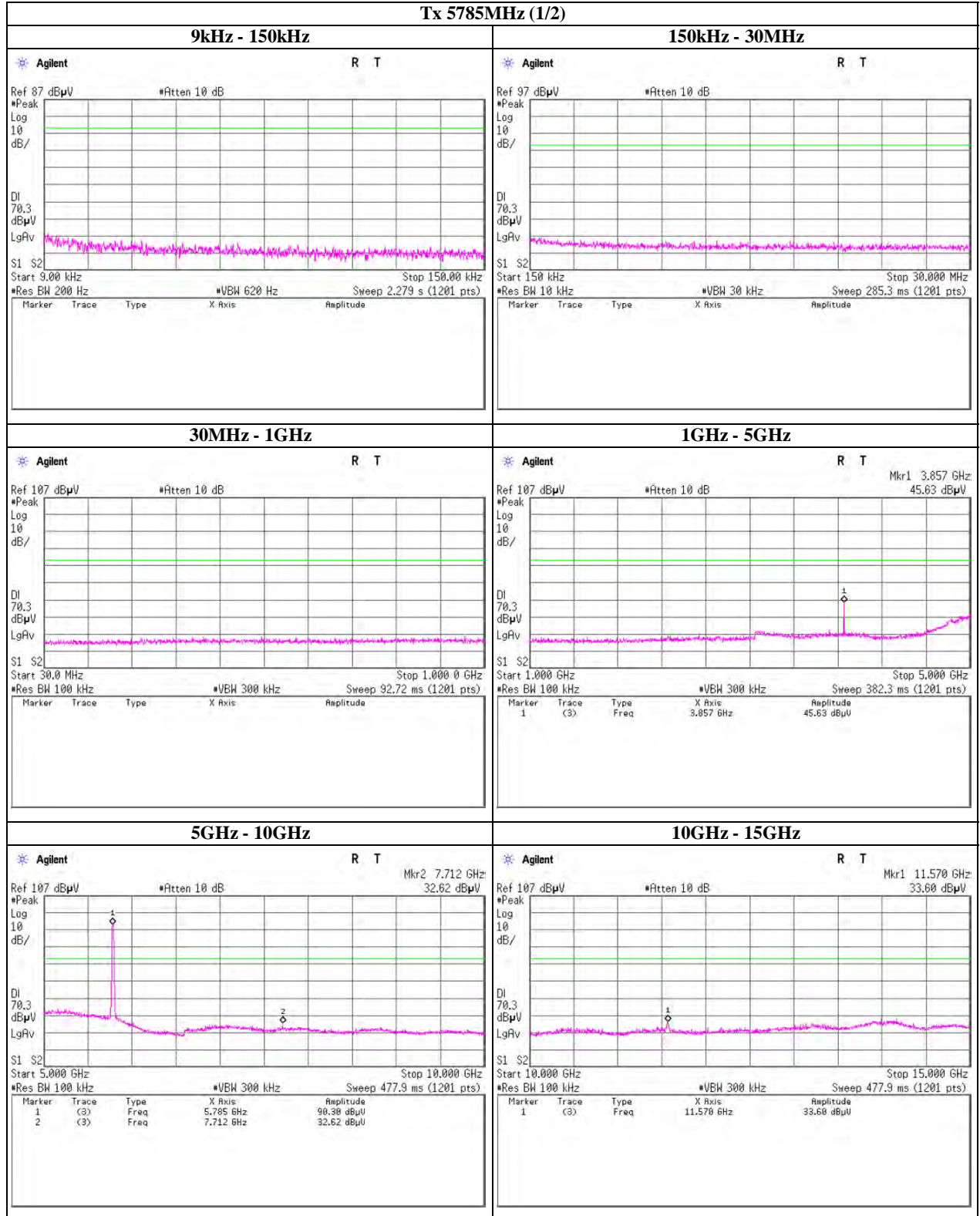
Telephone : +81 463 50 6400

Facsimile : +81 463 50 6401

Spurious emission (Conducted)

Tx, IEEE802.11a, PN9, worst antenna port Sub, worst data mode 36Mbps

Tx 5785MHz (1/2)



UL Japan, Inc.

Shonan EMC Lab.

1-22-3 Megumigaoka, Hiratsuka-shi, Kanagawa 259-1220 JAPAN

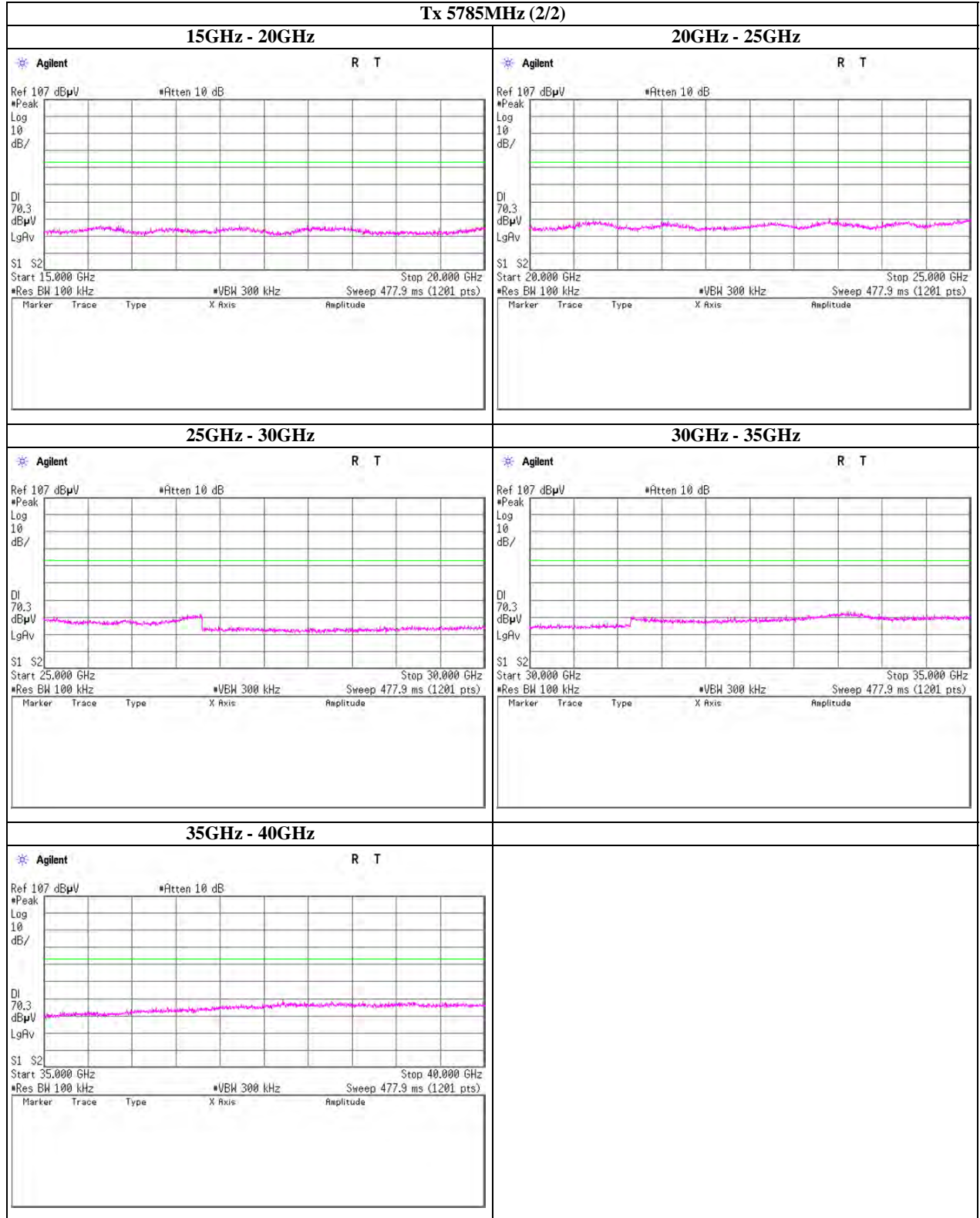
Telephone : +81 463 50 6400

Facsimile : +81 463 50 6401

Spurious emission (Conducted)

Tx, IEEE802.11a, PN9, worst antenna port Sub, worst data mode 36Mbps

Tx 5785MHz (2/2)



UL Japan, Inc.

Shonan EMC Lab.

1-22-3 Megumigaoka, Hiratsuka-shi, Kanagawa 259-1220 JAPAN

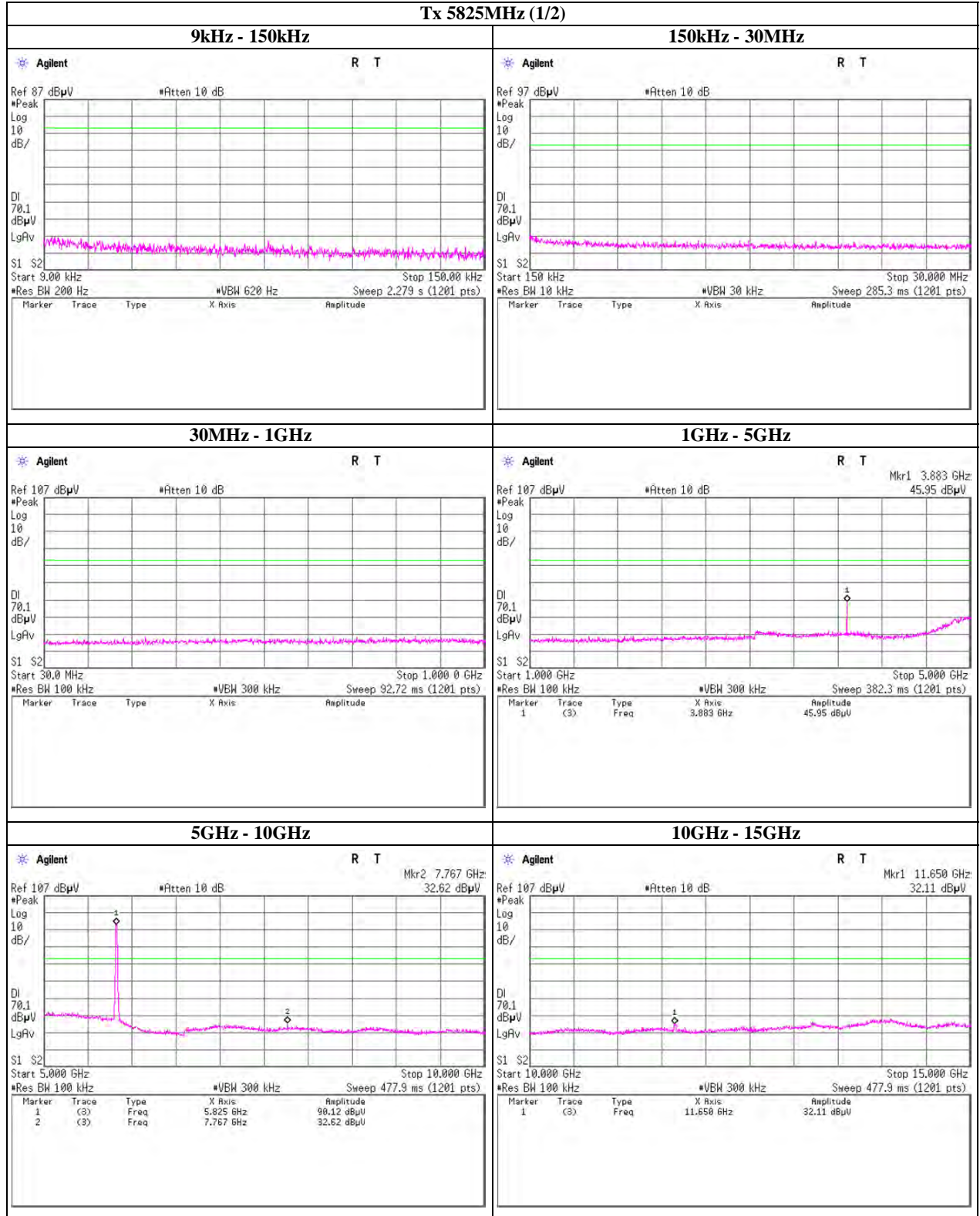
Telephone : +81 463 50 6400

Facsimile : +81 463 50 6401

Spurious emission (Conducted)

Tx, IEEE802.11a, PN9, worst antenna port Sub, worst data mode 36Mbps

Tx 5825MHz (1/2)



UL Japan, Inc.

Shonan EMC Lab.

1-22-3 Megumigaoka, Hiratsuka-shi, Kanagawa 259-1220 JAPAN

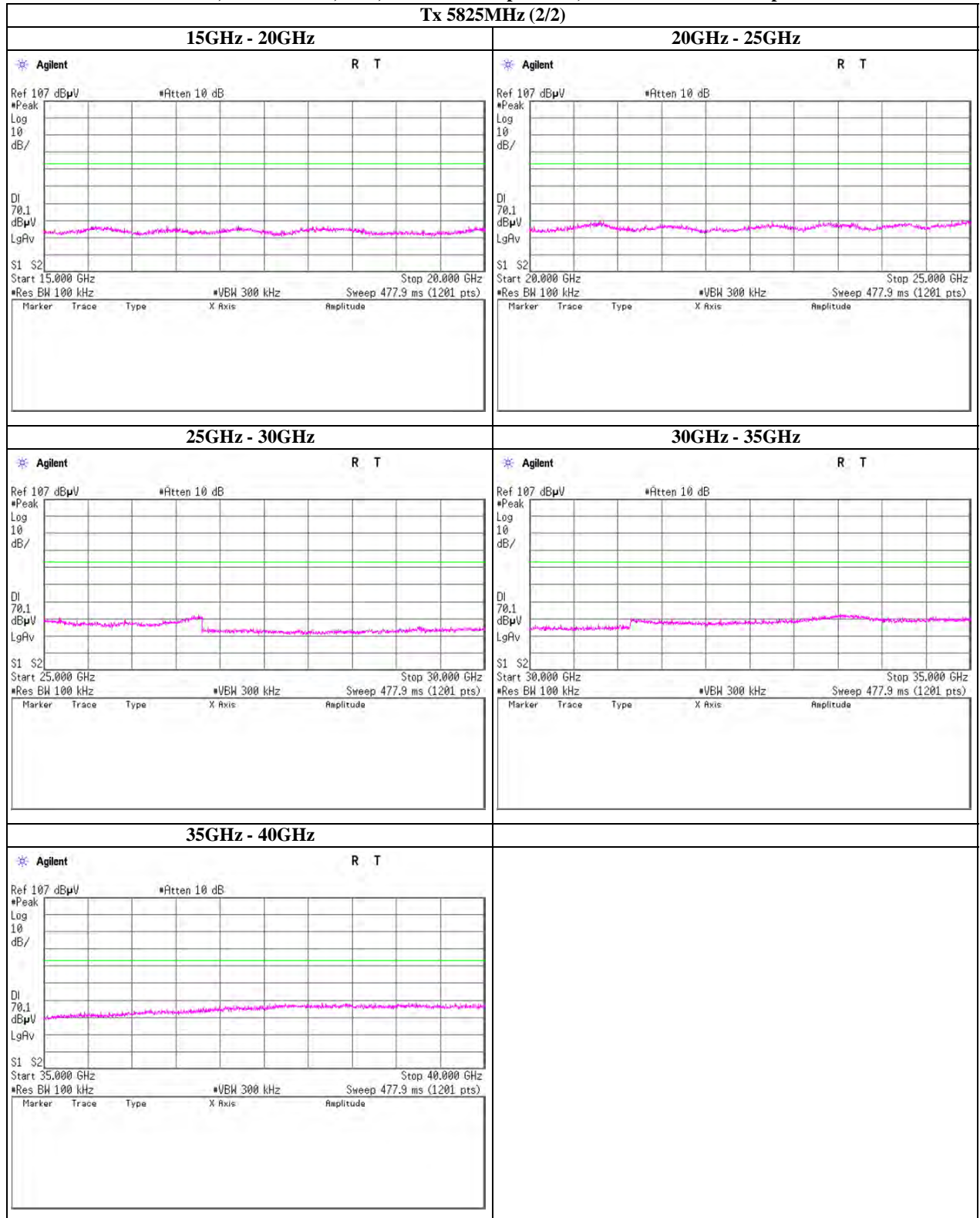
Telephone : +81 463 50 6400

Facsimile : +81 463 50 6401

Spurious emission (Conducted)

Tx, IEEE802.11a, PN9, worst antenna port Sub, worst data mode 36Mbps

Tx 5825MHz (2/2)



UL Japan, Inc.

Shonan EMC Lab.


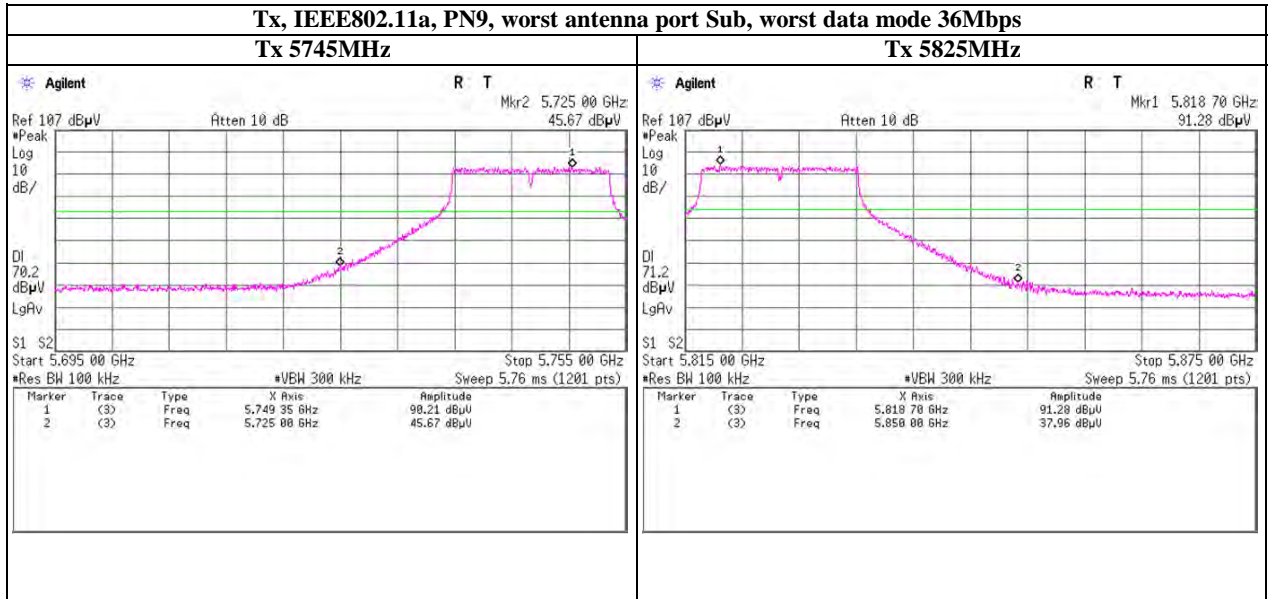
1-22-3 Megumigaoka, Hiratsuka-shi, Kanagawa 259-1220 JAPAN

Telephone : +81 463 50 6400

Facsimile : +81 463 50 6401

Spurious emission (Conducted)

Band Edge compliance



UL Japan, Inc.

Shonan EMC Lab.

1-22-3 Megumigaoka, Hiratsuka-shi, Kanagawa 259-1220 JAPAN

Telephone : +81 463 50 6400

Facsimile : +81 463 50 6401

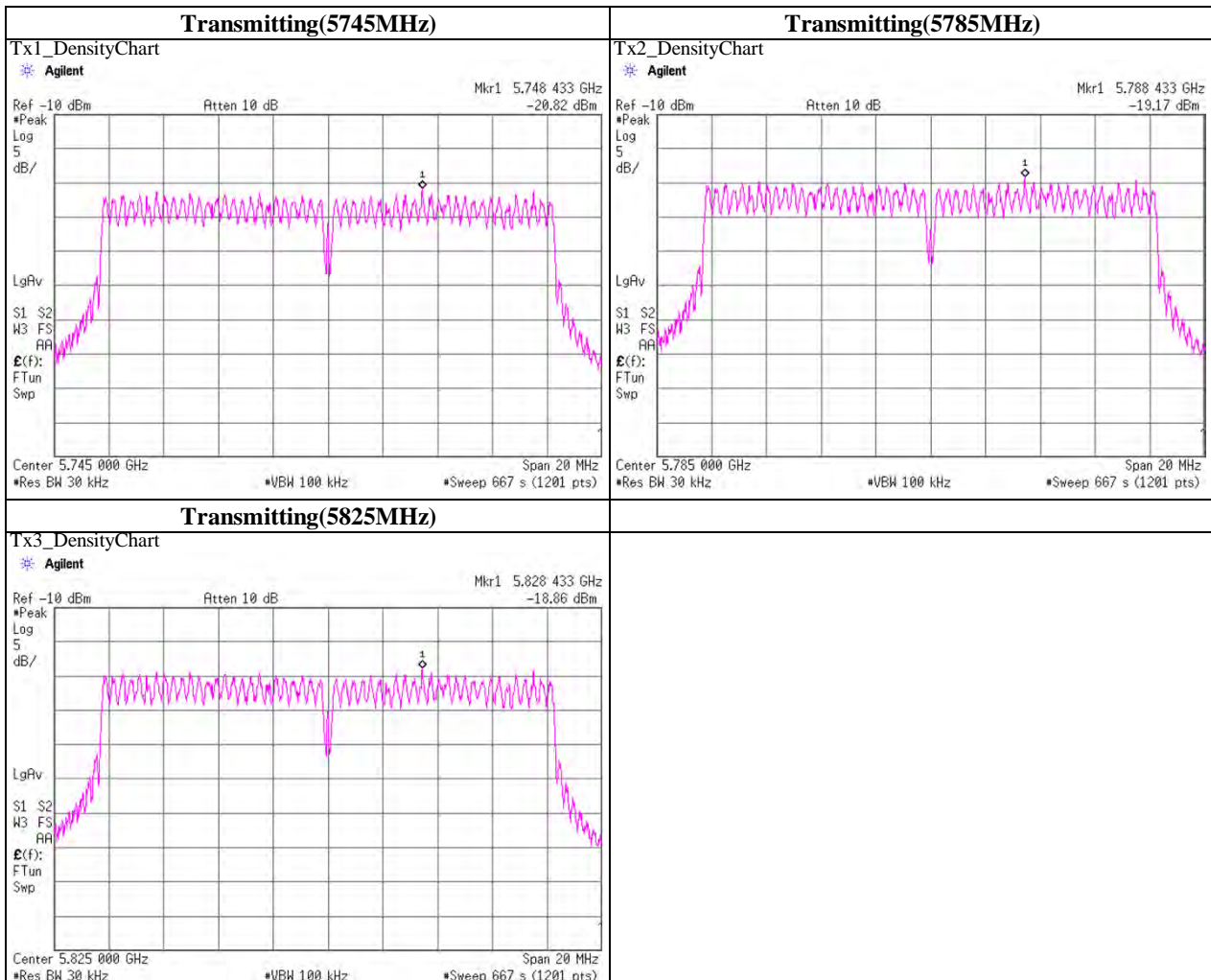
Power Density

Test place	UL Japan, Inc. Shonan EMC Lab.	No.6 Shielded Room
Date	August 25, 2011	
Temperature / Humidity	27deg.C , 60%RH	
Engineer	Tatsuya Arai	
Mode	Tx, IEEE802.11a, PN9, worst antenna port Sub, worst data mode 36Mbps	

Ch. Freq. [MHz]	Freq. Reading [MHz]	Reading [dBm]	Cable Loss [dB]	Atten. [dB]	Result [dBm]	Limit [dBm]	Margin [dB]
5745.0000	5748.43	-20.82	2.77	9.60	-8.45	8.00	16.45
5785.0000	5788.43	-19.17	2.78	9.61	-6.78	8.00	14.78
5825.0000	5828.43	-18.86	2.72	9.61	-6.53	8.00	14.53

Sample Calculation:

Result = Reading + Cable Loss (supplied by customer) + Atten. Loss



UL Japan, Inc.

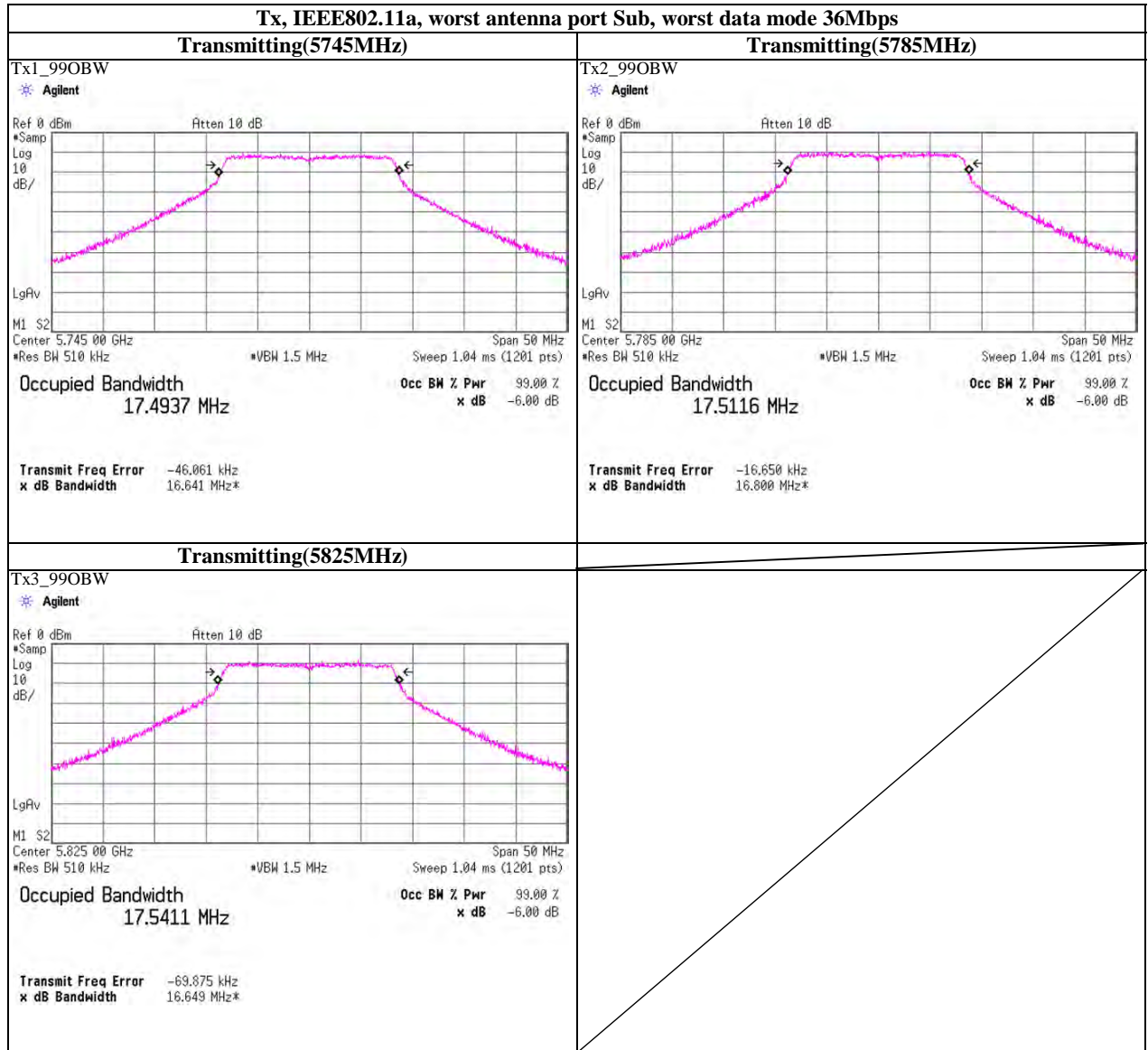
Shonan EMC Lab.

1-22-3 Megumigaoka, Hiratsuka-shi, Kanagawa 259-1220 JAPAN

Telephone : +81 463 50 6400

Facsimile : +81 463 50 6401

99% Occupied Bandwidth



UL Japan, Inc.

Shonan EMC Lab.

1-22-3 Megumigaoka, Hiratsuka-shi, Kanagawa 259-1220 JAPAN

Telephone : +81 463 50 6400

Facsimile : +81 463 50 6401

APPENDIX 3 Test Instruments

EMI test equipment

Control No.	Instrument	Manufacturer	Model No	Serial No	Test Item	Calibration Date * Interval(month)
SSA-03	Spectrum Analyzer	Agilent	E4448A	MY48250152	AT	2010/11/16 * 12
KSA-08	Spectrum Analyzer	Agilent	E4446A	MY46180525	AT	2011/02/02 * 12
SCC-G11	Coaxial Cable	Suhner	SUCOFLEX 102	31595/2	AT	2011/03/23 * 12
SAT10-09	Attenuator	Weinschel Corp.	54A-10	W5692	AT	2010/11/24 * 12
SPM-06	Power Meter	Anritsu	ML2495A	0850009	AT	2011/04/12 * 12
SPSS-03	Power sensor	Anritsu	MA2411B	0917063	AT	2011/04/12 * 12
SOS-10	Humidity Indicator	A&D	AD-5681	4064561	AT	2011/02/23 * 12
SOS-09	Humidity Indicator	A&D	AD-5681	4061484	AT	2011/03/02 * 12
SAF-06	Pre Amplifier	TOYO Corporation	TPA0118-36	1440491	RE	2011/07/19 * 12
SCC-G03	Coaxial Cable	Suhner	SUCOFLEX 104A	46499/4A	RE	2011/04/28 * 12
SCC-G23	Coaxial Cable	Suhner	SUCOFLEX 104	297342/4	RE	2011/05/27 * 12
SHA-03	Horn Antenna	Schwarzbeck	BBHA9120D	9120D-739	RE	2011/08/28 * 12
SOS-05	Humidity Indicator	A&D	AD-5681	4062518	RE	2011/02/23 * 12
SSA-02	Spectrum Analyzer	Agilent	E4448A	MY48250106	RE	2011/03/07 * 12
SJM-10	Measure	PROMART	SEN1935	-	RE	-
COTS-SEMI-1	EMI Software	TSJ	TEPTO-DV(RE,CE, RFLMF)	-	RE	-
SAT10-05	Attenuator(above1GHz)	Agilent	8493C-010	74864	RE	2010/12/15 * 12
SFL-03	Highpass Filter	MICRO-TRONICS	HPM50112	028	RE	2010/12/15 * 12
SAF-02	Pre Amplifier	SONOMA	310N	290212	RE	2011/02/17 * 12
SAT6-02	Attenuator	JFW	50HF-006N	-	RE	2011/02/17 * 12
SAT3-02	Attenuator	JFW	50HF-003N	-	RE	2011/02/17 * 12
SBA-02	Biconical Antenna	Schwarzbeck	BBA9106	91032665	RE	2011/09/10 * 12
SCC-B1/B3/B5 /B7/B8/B13/S RSE-02	Coaxial Cable&RF Selector	Fujikura/Fujikura/Suhner/ Suhner/Suhner/Suhner/ TOYO	8D2W/12DSFA/14 1PE/141PE/141PE /141PE/NS4906	-/0901-270(RF Selector)	RE	2011/04/28 * 12
SCC-B2/B4/B6 /B7/B8/B13/S RSE-02	Coaxial Cable&RF Selector	Fujikura/Fujikura/Suhner/ Suhner/Suhner/Suhner/ TOYO	8D2W/12DSFA/14 1PE/141PE/141PE /141PE/NS4906	-/0901-270(RF Selector)	RE	2011/04/28 * 12
SLA-02	Logperiodic Antenna	Schwarzbeck	UHALP9108A	UHALP 9108-A 0893	RE	2011/09/10 * 12
SOS-03	Humidity Indicator	A&D	AD-5681	4063325	RE	2011/02/23 * 12
STR-02	Test Receiver	Rohde & Schwarz	ESCI	100575	RE	2011/08/04 * 12
SJM-02	Measure	KOMELON	KMC-36	-	RE	-
SAEC-02(NSA)	Semi-Anechoic Chamber	TDK	SAEC-02(NSA)	2	RE	2011/09/25 * 12

The expiration date of the calibration is the end of the expired month .
As for some calibrations performed after the tested dates , those test equipment have been controlled by means of an unbroken chains of calibrations .

All equipment is calibrated with valid calibrations . Each measurement data is traceable to the national or international standards .

Test Item :

RE: Radiated emission,

AT: Antenna terminal conducted test

**APPENDIX 3
Test Instruments**

EMI test equipment

Control No.	Instrument	Manufacturer	Model No	Serial No	Test Item	Calibration Date * Interval(month)
SHA-05	Horn Antenna	ETS LINDGREN	3160-09	LM4210	RE	2011/03/15 * 12
SHA-06	Horn Antenna	ETS LINDGREN	3160-10	LM3459	RE	2011/03/15 * 12
SCC-G18	Coaxial Cable	Suhner	SUCOFLEX 104A	46292/4A	RE	2011/03/16 * 12
SCC-G19	Coaxial Cable	Suhner	SUCOFLEX 102A	1188/2A	RE	2011/03/16 * 12
SAF-09	Pre Amplifier	TOYO Corporation	HAP18-26W	00000018	RE	2011/03/16 * 12
SAF-10	Pre Amplifier	TOYO Corporation	HAP26-40W	00000010	RE	2011/03/16 * 12

The expiration date of the calibration is the end of the expired month .
 As for some calibrations performed after the tested dates , those test equipment have been controlled by means of an unbroken chains of calibrations .
 All equipment is calibrated with valid calibrations . Each measurement data is traceable to the national or international standards .

Test Item :
 RE: Radiated emission,