



卓時檢測
TIMEWAY TESTING LABORATORY



ISO/IEC17025 Accredited Lab.

Report No:

FCC 1101087

File reference No:

2011-01-14

Applicant:

Sun Cupid (Shenzhen) Electronic Ltd.

Product:

NUU MiniKey

Model No:

K1

Trademark:

NUU

Test Standards:

FCC Part 15 Subpart C, Paragraph 15.247

Test result:

It is herewith confirmed and found to comply with the requirements set up by ANSI C63.4&FCC Part 15 Subpart C, Paragraph 15.247 regulations and RSS-210 for the evaluation of electromagnetic compatibility

Approved By

Jack Chung

Jack Chung
Manager

Dated:

January 14, 2011

Results appearing herein relate only to the sample tested

The technical reports is issued errors and omissions exempt and is subject to withdrawal at

SHENZHEN TIMEWAY TECHNOLOGY CONSULTING CO LTD

5/F,Block 4, Anhua Industrial Zone.,No.8 TaiRan Rd.CheGongMiao,FuTian District,
Shenzhen,CHINA.

Tel (755) 83448688

Fax (755) 83442996



Special Statement:

The testing quality ability of our laboratory meet with "Quality Law of People's Republic of China" Clause 19.

The testing quality system of our laboratory meets with ISO/IEC-17025 requirements, which is approved by CNAS. This approval result is accepted by MRA of APLAC.

Our test facility is recognized, certified, or accredited by the following organizations:

CNAS-LAB Code: L2292

The EMC Laboratory has been assessed and in compliance with CNAS-CL01 accreditation criteria for testing Laboratories (identical to ISO/IEC 17025:1999 General Requirements) for the Competence of testing Laboratories.

FCC-Registration No.: 899988

The EMC Laboratory has been registered and fully described in a report filed with the (FCC) Federal Communications commission. The acceptance letter from the FCC is maintained in our files. Registration No.:899988.

IC- Registration No.: IC5205A-01

The EMC Laboratory has been registered and fully described in a report filed with the (IC) Industry Canada. The acceptance letter from the IC is maintained in our files. Registration No.: IC 5205A-01.

The report refers only to the sample tested and does not apply to the bulk.

This report is issued in confidence to the client and it will be strictly treated as such by the Shenzhen Timeway Technology Consulting Co., Ltd. It may not be reproduced rather in its entirety or in part and it may not be used for advertising. The client to whom the report is issued may, however, show or send it, or a certified copy thereof prepared by the Shenzhen Timeway Technology Consulting Co., Ltd. to his customer. Supplier or other persons directly concerned. Shenzhen Timeway Technology Consulting Co., Ltd. will not, without the consent of the client enter into any discussion of correspondence with any third party concerning the contents of the report.

In the event of the improper use of the report, The Shenzhen Timeway Technology Consulting Co., Ltd. reserves the rights to withdraw it and to adopt any other remedies which may be appropriate.



Test Report Conclusion
Content

| | | |
|------------|--|----|
| 1.0 | General Details | 4 |
| 1.1 | Test Lab Details | 4 |
| 1.2 | Applicant Details | 4 |
| 1.3 | Description of EUT | 4 |
| 1.4 | Submitted Sample | 4 |
| 1.5 | Test Duration | 4 |
| 1.6 | Test Uncertainty | 4 |
| 1.7 | Test By | 5 |
| 2.0 | List of Measurement Equipment | 5 |
| 3.0 | Technical Details | 7 |
| 3.1 | Summary of Test Results | 7 |
| 3.2 | Test Standards | 7 |
| 4.0 | EUT Modification | 7 |
| 5.0 | Power Line Conducted Emission Test | 8 |
| 5.1 | Schematics of the Test | 8 |
| 5.2 | Test Method and Test Procedure | 8 |
| 5.3 | Configuration of the EUT | 8 |
| 5.4 | EUT Operating Condition | 9 |
| 5.5 | Conducted Emission Limit | 9 |
| 5.6 | Test Result | 9 |
| 6.0 | Radiated Emission test | 12 |
| 6.1 | Test Method and Test Procedure | 12 |
| 6.2 | Configuration of the EUT | 12 |
| 6.3 | EUT Operation Condition | 12 |
| 6.4 | Radiated Emission Limit | 13 |
| 7.0 | 20dB Bandwidth Measurement | 22 |
| 8.0 | Maximum Peak Output Power | 26 |
| 9.0 | Carrier Frequency Separation | 28 |
| 10.0 | Number of Hopping Channel | 30 |
| 11.0 | Time of Occupancy (Dwell Time) | 32 |
| 12.0 | Out of Band Measurement | 39 |
| 13.0 | Antenna Requirement | 44 |
| 14.0 | RF Exposure | 45 |
| 15.0 | Compliance Requirement for RX Input bandwidth and Hopping capability | 46 |
| 16.0 | FCC Label | 48 |
| 16.0 | Photo of Test Setup and EUT View | 49 |

The report refers only to the sample tested and does not apply to the bulk.

This report is issued in confidence to the client and it will be strictly treated as such by the Shenzhen Timeway Technology Consulting Co., Ltd. It may not be reproduced rather in its entirety or in part and it may not be used for advertising. The client to whom the report is issued may, however, show or send it, or a certified copy thereof prepared by the Shenzhen Timeway Technology Consulting Co., Ltd to his customer. Supplier or others persons directly concerned. Shenzhen Timeway Technology Consulting Co., Ltd will not, without the consent of the client enter into any discussion of correspondence with any third party concerning the contents of the report.

In the event of the improper use of the report. The Shenzhen Timeway Technology Consulting Co., Ltd reserves the rights to withdraw it and to adopt any other remedies which may be appropriate.



1.0 General Details

1.1 Test Lab Details

Name : SHENZHEN TIMEWAY TECHNOLOGY CONSULTING CO LTD
Address: 5/F,Block 4, Anhua Industrial Zone.,No.8 TaiRan Rd.CheGongMiao,FuTian District,
Shenzhen,CHINA.
Telephone: (755) 83448688
Fax: (755) 83442996
Site on File with the Federal Communications Commission – United States
Registration Number: 899988
For 3m & 10 m OATS
Site Listed with Industry Canada of Ottawa, Canada
Registration Number: IC: 5205A-01
For 3m & 10 m OATS

1.2 Applicant Details

Applicant: Sun Cupid (Shenzhen) Electronic Ltd.
Address: 10A,No.3 Bldg,China Academy of Sci & Tech Development,No.1High-tech South st.
Shenzhen, Guangdong, China
Telephone: 852 27250161
Fax: 852 27250090

1.3 Description of EUT

Product: NUU MiniKey
Manufacturer: SUNCUPID TECHNOLOGY (SHENZHEN) CO. LTD.
Brand Name: NUU
Model Number: K1
Additional Model Name N/A
Additional Trade Name N/A
Rating: Input: DC 3.7V
Power Supply N/A
Type of Modulation FHSS
Frequency range 2402-2480MHz
Number of Channel 79
Frequency Selection By software
Antenna type Printed antenna, and the maximum Gain of this antenna is 2dBi

1.4 Submitted Sample: 2 Sample

1.5 Test Duration

2011-01-11-2011-01-14

The report refers only to the sample tested and does not apply to the bulk.

This report is issued in confidence to the client and it will be strictly treated as such by the Shenzhen Timeway Technology Consulting Co.,Ltd. It may not be reproduced rather in its entirety or in part and it may not be used for advertising. The client to whom the report is issued may, however, show or send it or a certified copy thereof prepared by the Shenzhen Timeway Technology Consulting Co.,Ltd to his customer. Supplier or other persons directly concerned. Shenzhen Timeway Technology Consulting Co.,Ltd will not, without the consent of the client enter into any discussion of correspondence with any third party concerning the contents of the report.

In the event of the improper use of the report. The Shenzhen Timeway Technology Consulting Co.,Ltd reserves the rights to withdraw it and to adopt any other remedies which may be appropriate.



1.6 Test Uncertainty

Conducted Emissions Uncertainty =3.6dB

Radiated Emissions Uncertainty =4.7dB

1.7

Test Engineer

Terry Tang

The sample tested by

Print Name: Terry Tang

| 2.0 | Test Equipments | | | | |
|-------------------------------|-----------------|--------------|-------------------|--------------|------------|
| Instrument Type | Manufacturer | Model | Serial No. | Date of Cal. | Due Date |
| ESPI Test Receiver | ROHDE&SCHWARZ | ESPI 3 | 100379 | 2010-12-04 | 2011-12-03 |
| Absorbing Clamp | ROHDE&SCHWARZ | MDS-21 | 100126 | 2010-12-04 | 2011-12-03 |
| TWO Line-V-NETW | ROHDE&SCHWARZ | EZH3-Z5 | 100294 | 2010-12-04 | 2011-12-03 |
| TWO Line-V-NETW | ROHDE&SCHWARZ | EZH3-Z5 | 100253 | 2010-12-04 | 2011-12-03 |
| Ultra Broadband ANT | ROHDE&SCHWARZ | HL562 | 100157 | 2010-12-04 | 2011-12-03 |
| ESDV Test Receiver | ROHDE&SCHWARZ | ESDV | 100008 | 2010-03-29 | 2011-03-28 |
| 4-WIRE ISN | ROHDE&SCHWARZ | ENY 41 | 830663/044 | 2010-02-17 | 2011-02-16 |
| GG ENY22 Double 2-Wire ISN | ROHDE&SCHWARZ | ENY22 | 83066/016 | 2010-02-17 | 2011-02-16 |
| Impuls-Begrenzer | ROHDE&SCHWARZ | ESH3-Z2 | 100281 | 2010-02-17 | 2011-02-16 |
| System Controller | CT | SC100 | - | 2010-02-17 | 2011-02-16 |
| Printer | EPSON | PHOTO EX3 | CFNH234850 | 2010-02-17 | 2011-02-16 |
| FM-AM Signal Generator | JUNG.JIN | SG-150M | 389911177 | 2010-02-17 | 2011-02-16 |
| Color TV Pattern Generator | PHILIPS | PM5418 | LO621747 | 2010-02-17 | 2011-02-16 |
| Computer | IBM | 8434 | 1S8434KCE99BLXLO* | - | - |

The report refers only to the sample tested and does not apply to the bulk.

This report is issued in confidence to the client and it will be strictly treated as such by the Shenzhen Timeway Technology Consulting Co., Ltd. It may not be reproduced rather in its entirety or in part and it may not be used for advertising. The client to whom the report is issued may, however, show or send it, or a certified copy thereof prepared by the Shenzhen Timeway Technology Consulting Co., Ltd to his customer. Supplier or others persons directly concerned. Shenzhen Timeway Technology Consulting Co., Ltd will not, without the consent of the client enter into any discussion of correspondence with any third party concerning the contents of the report.

In the event of the improper use of the report. The Shenzhen Timeway Technology Consulting Co., Ltd reserves the rights to withdraw it and to adopt any other remedies which may be appropriate.



| | | | | | |
|---------------------------------|------------------------|------------|-------------|------------|------------|
| Oscillator | KENWOOD | AG-203D | 3070002 | 2010-02-17 | 2011-02-16 |
| Spectrum Analyzer | HAMEG | HM5012 | - | - | - |
| Power Supply | LW | APS1502 | - | - | - |
| 5K VA AC Power Source | California Instruments | 5001iX | 56060 | 2010-02-17 | 2011-02-16 |
| CDN | EM TEST | CDN M2/M3 | - | 2010-02-17 | 2011-02-16 |
| Attenuation | EM TEST | ATT6/75 | - | 2010-02-17 | 2011-02-16 |
| Resistance | EM TEST | R100 | - | 2010-02-17 | 2011-02-16 |
| Electromagnetic Injection Clamp | LITTHI | EM101 | 35708 | 2010-02-17 | 2011-02-16 |
| Inductive Components | EM TEST | MC2630 | - | 2010-02-17 | 2011-02-16 |
| Antenna | EM TEST | MS100 | - | 2010-02-17 | 2011-02-16 |
| Signal Generator | ROHDE&SCHWARZ | SMT03 | 100029 | 2010-02-17 | 2011-02-16 |
| Power Amplifier | AR | 150W1000 | 300999 | 2010-02-17 | 2011-02-16 |
| Field probe | Holaday | HI-6005 | 105152 | 2010-02-17 | 2011-02-16 |
| Bilog Antenna | Chase | CBL6111C | 2576 | 2010-02-17 | 2011-02-16 |
| Loop Antenna | EMCO | 6502 | 00042960 | 2010-02-17 | 2011-02-16 |
| ESPI Test Receiver | ROHDE&SCHWARZ | ESI26 | 838786/013 | 2010-02-17 | 2011-02-16 |
| 3m OATS | -- | -- | N/A | 2010-02-17 | 2011-02-16 |
| Horn Antenna | SCHWARZBECK | BBHA 9120D | 9120D-631 | 2010-07-03 | 2011-07-02 |
| Power meter | Anritsu | ML2487A | 6K00003613 | 2010-02-17 | 2011-02-16 |
| Power sensor | Anritsu | MA2491A | 32263 | 2010-02-17 | 2011-02-16 |
| Bilog Antenna | Schwarebeck | VULB9163 | 9163/340 | 2010-05-14 | 2011-05-13 |
| LISN | AFJ | LS16C | 10010947251 | 2010-5-14 | 2011-05-13 |
| LISN (Three Phase) | Schwarebeck | NSLK 8126 | 8126453 | 2010-5-14 | 2011-05-13 |
| 9*6*6 Anechoic | -- | -- | N/A | 2010-5-14 | 2011-05-13 |

The report refers only to the sample tested and does not apply to the bulk.

This report is issued in confidence to the client and it will be strictly treated as such by the Shenzhen Timeway Technology Consulting Co., Ltd. It may not be reproduced rather in its entirety or in part and it may not be used for advertising. The client to whom the report is issued may, however, show or send it, or a certified copy thereof prepared by the Shenzhen Timeway Technology Consulting Co., Ltd to his customer. Supplier or other persons directly concerned. Shenzhen Timeway Technology Consulting Co., Ltd will not, without the consent of the client enter into any discussion of correspondence with any third party concerning the contents of the report.

In the event of the improper use of the report. The Shenzhen Timeway Technology Consulting Co., Ltd reserves the rights to withdraw it and to adopt any other remedies which may be appropriate.



3.0 Technical Details

3.1 Summary of test results

| The EUT has been tested according to the following specifications: | | | |
|--|---|--------|----------|
| Requirement | CFR 47 Section | Result | Notes |
| Antenna Requirement | 15.203, 15.247(b)(4) | PASS | Complies |
| Maximum Peak Out Power | 15.247 (b)(1), (4) | PASS | Complies |
| Carrier Frequency Separation | 15.247(a)(1) | PASS | Complies |
| 20dB Channel Bandwidth | 15.247 (a)(1) | PASS | Complies |
| Number of Hopping Channels | 15.247(a)(iii), 15.247(b)(1) | PASS | Complies |
| Time of Occupancy (Dwell Time) | 15.247(a)(iii) | PASS | Complies |
| Spurious Emission, Band Edge, and Restricted bands | 15.247(d),15.205(a), 15.209 (a),15.109 | PASS | Complies |
| Conducted Emissions | 15.207(a), 15.107 | PASS | Complies |
| RF Exposure | 15.247(i), 1.1307(b)(1) | PASS | Complies |

3.2 Test Standards

FCC Part 15 Subpart & Subpart C, Paragraph 15.247

4.0 EUT Modification

No modification by Shenzhen Timeway Technology Consulting Co.,Ltd

The report refers only to the sample tested and does not apply to the bulk.

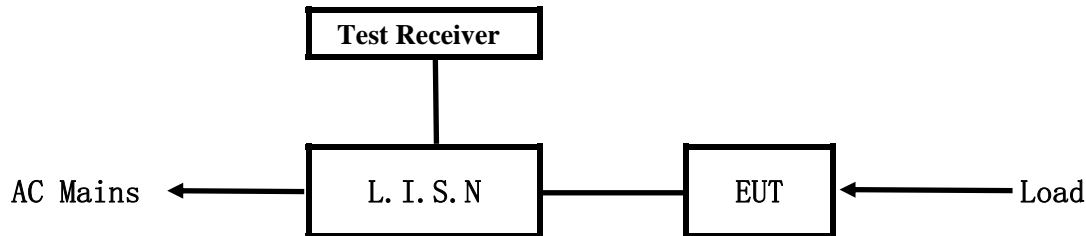
This report is issued in confidence to the client and it will be strictly treated as such by the Shenzhen Timeway Technology Consulting Co.,Ltd. It may not be reproduced rather in its entirety or in part and it may not be used for advertising. The client to whom the report is issued may, however, show or send it or a certified copy thereof prepared by the Shenzhen Timeway Technology Consulting Co.,Ltd to his customer. Supplier or other persons directly concerned. Shenzhen Timeway Technology Consulting Co.,Ltd will not, without the consent of the client enter into any discussion of correspondence with any third party concerning the contents of the report.

In the event of the improper use of the report. The Shenzhen Timeway Technology Consulting Co.,Ltd reserves the rights to withdraw it and to adopt any other remedies which may be appropriate.



5. Power Line Conducted Emission Test

5.1 Schematics of the test

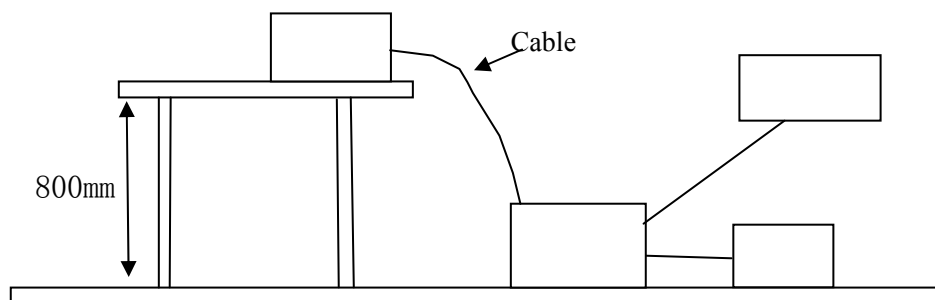


EUT: Equipment Under Test

5.2 Test Method and test Procedure

The EUT was tested according to ANSI C63.4-2003. The Frequency spectrum From 0.15MHz to 30MHz was investigated. The LISN used was 50ohm/50uH as specified by section 5.1 of ANSI C63.4 –2003.

Block diagram of Test setup



5.3 Configuration of The EUT

The EUT was configured according to ANSI C63.4-2003. All interface ports were connected to the appropriate peripherals. All peripherals and cables are listed below.

79 channels are provided to the EUT

The report refers only to the sample tested and does not apply to the bulk.

This report is issued in confidence to the client and it will be strictly treated as such by the Shenzhen Timeway Technology Consulting Co., Ltd. It may not be reproduced rather in its entirety or in part and it may not be used for advertising. The client to whom the report is issued may, however, show or send it, or a certified copy thereof prepared by the Shenzhen Timeway Technology Consulting Co., Ltd to his customer. Supplier or others persons directly concerned. Shenzhen Timeway Technology Consulting Co., Ltd will not, without the consent of the client enter into any discussion of correspondence with any third party concerning the contents of the report. In the event of the improper use of the report. The Shenzhen Timeway Technology Consulting Co., Ltd reserves the rights to withdraw it and to adopt any other remedies which may be appropriate.



A. EUT

| Device | Manufacturer | Model | FCC ID |
|-------------|---|-------|----------------|
| NUU MiniKey | SUNCUPID TECHNOLOGY (SHENZHEN) CO. LTD. | K1 | YQB0SCI1000002 |

B. Internal Device

| Device | Manufacturer | Model | FCC ID/DOC |
|--------|--------------|-------|------------|
| N/A | | | |

C. Peripherals

| Device | Manufacturer | Model | FCC ID/DOC | Cable |
|---------|--------------|--------|------------|---------------------------|
| PC | Lenovo | R400 | DOC | -- |
| Monitor | SAMSVNG | P2450H | DOC | VGA cable of 1.5m length |
| Mouse | Zaidtek | HM5172 | DOC | Data cable of 1.5m length |

5.4 EUT Operating Condition

Operating condition is according to ANSI C63.4 -2003.

A Setup the EUT and simulators as shown on follow

B Enable AF signal and confirm EUT active to normal condition

5.5 Power line conducted Emission Limit according to Paragraph 15.107 ,15.207and RSS-210


| Frequency (MHz) | Class A Limits (dB μ V) | | Class B Limits (dB μ V) | |
|--------------------|-----------------------------|---------------|-----------------------------|---------------|
| | Quasi-peak Level | Average Level | Quasi-peak Level | Average Level |
| 0.15 ~ 0.50 | 79.0 | 66.0 | 66.0~56.0* | 56.0~46.0* |
| 0.50 ~ 5.00 | 73.0 | 60.0 | 56.0 | 46.0 |
| 5.00 ~ 30.00 | 73.0 | 60.0 | 60.0 | 50.0 |

- Notes: 1. *Decreasing linearly with logarithm of frequency.
2. The tighter limit shall apply at the transition frequencies

5.6 Test Results

The frequency spectrum from 0.15MHz to 30MHz was investigated. All reading are quasi-peak values with a resolution bandwidth of 9kHz.

Note: the worse cases was selected to conducted the test

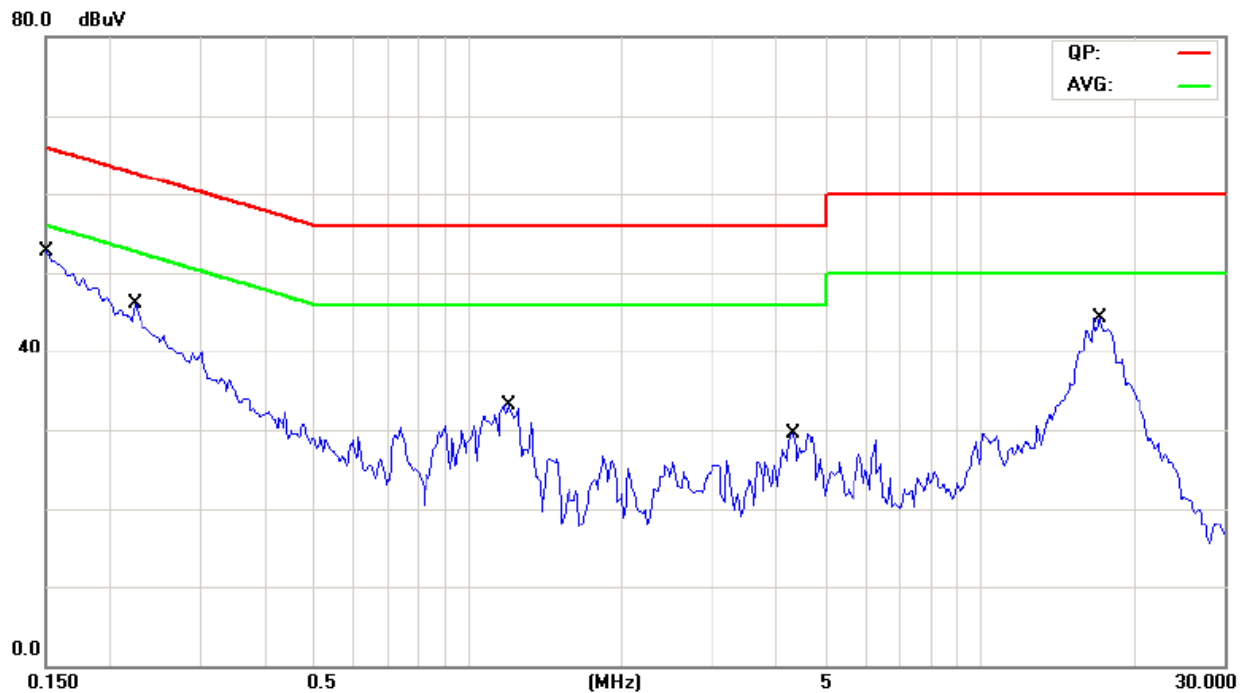


A Conducted Emission on Line Terminal of the power line (150kHz to 30MHz)

EUT set Condition: Charging Mode

Results: Pass

Please refer to following diagram for individual



| Frequency (MHz) | Reading(dB μ V) | | | | Limit (dB μ V) | |
|--------------------|-----------------|---------|------------|---------|-------------------|---------|
| | Line | | Neutral | | | |
| | Quasi-peak | Average | Quasi-peak | Average | Quasi-peak | Average |
| 17.1133 | 39.09 | 29.95 | -- | -- | 60.00 | 50.00 |
| 0.1500 | 44.46 | 24.56 | -- | -- | 65.99 | 55.99 |
| 1.2008 | 25.90 | 15.97 | -- | -- | 56.00 | 46.00 |
| 4.3163 | 24.40 | 16.98 | -- | -- | 56.00 | 46.00 |
| 0.2220 | 36.92 | 16.82 | -- | -- | 62.74 | 52.74 |

The report refers only to the sample tested and does not apply to the bulk.

This report is issued in confidence to the client and it will be strictly treated as such by the Shenzhen Timeway Technology Consulting Co., Ltd. It may not be reproduced rather in its entirety or in part and it may not be used for advertising. The client to whom the report is issued may, however, show or send it, or a certified copy thereof prepared by the Shenzhen Timeway Technology Consulting Co., Ltd. to his customer. Supplier or other persons directly concerned. Shenzhen Timeway Technology Consulting Co., Ltd. will not, without the consent of the client enter into any discussion of correspondence with any third party concerning the contents of the report.

In the event of the improper use of the report, the Shenzhen Timeway Technology Consulting Co., Ltd. reserves the rights to withdraw it and to adopt any other remedies which may be appropriate.

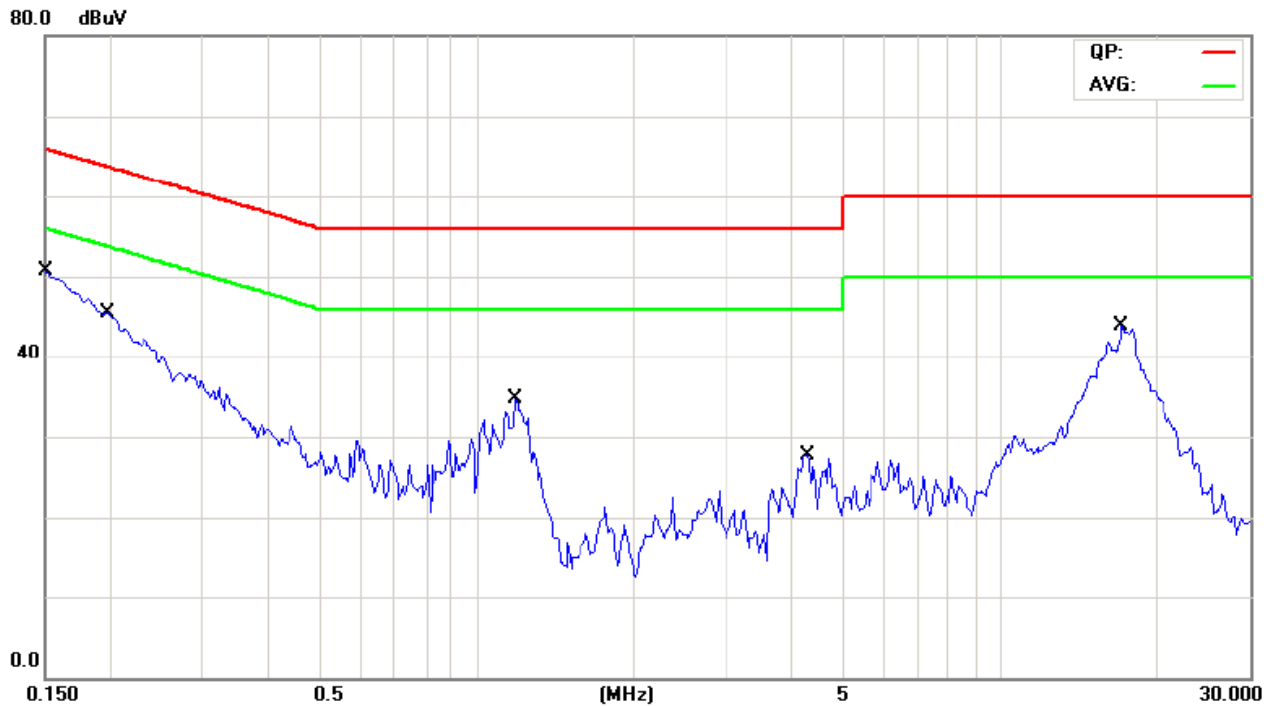


B Conducted Emission on Neutral Terminal of the power line (150kHz to 30MHz)

EUT set Condition: Charging Mode

Results: Pass

Please refer to following diagram for individual



| Frequency (MHz) | Reading(dB μ V) | | | | Limit (dB μ V) | |
|--------------------|-----------------|---------|------------|---------|-------------------|---------|
| | Live | | Neutral | | | |
| | Quasi-peak | Average | Quasi-peak | Average | Quasi-peak | Average |
| 0.1500 | -- | -- | 43.65 | 26.82 | 65.99 | 55.99 |
| 1.1891 | -- | -- | 25.52 | 12.81 | 56.00 | 46.00 |
| 17.1055 | -- | -- | 38.30 | 29.18 | 50.00 | 40.00 |
| 4.2578 | -- | -- | 25.19 | 14.54 | 56.00 | 46.00 |
| 0.1990 | -- | -- | 36.96 | 25.62 | 63.65 | 53.65 |

The report refers only to the sample tested and does not apply to the bulk.

This report is issued in confidence to the client and it will be strictly treated as such by the Shenzhen Timeway Technology Consulting Co., Ltd. It may not be reproduced rather in its entirety or in part and it may not be used for advertising. The client to whom the report is issued may, however, show or send it, or a certified copy thereof prepared by the Shenzhen Timeway Technology Consulting Co., Ltd to his customer. Supplier or other persons directly concerned. Shenzhen Timeway Technology Consulting Co., Ltd will not, without the consent of the client enter into any discussion of correspondence with any third party concerning the contents of the report.

In the event of the improper use of the report. The Shenzhen Timeway Technology Consulting Co., Ltd reserves the rights to withdraw it and to adopt any other remedies which may be appropriate.

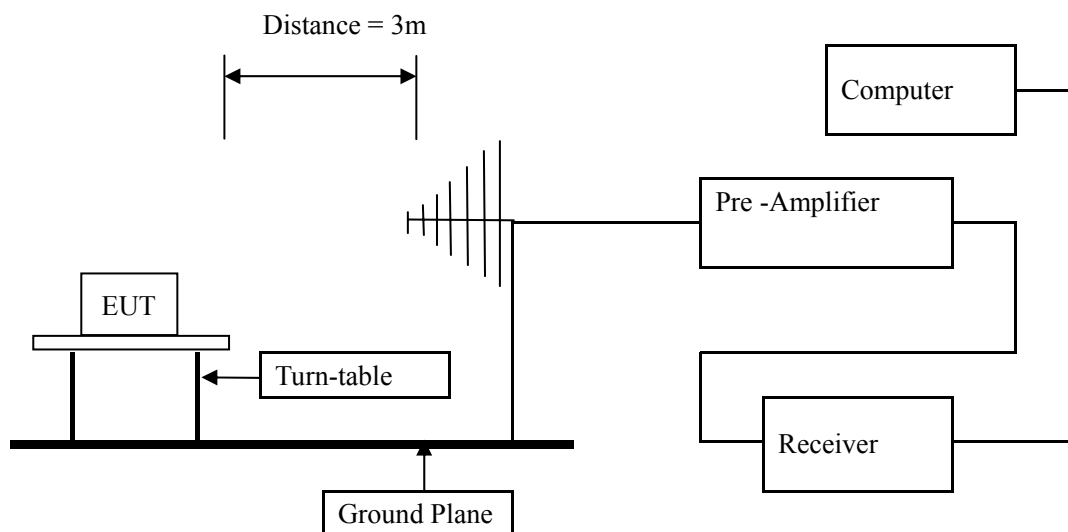


6 Radiated Emission Test

6.1 Test Method and test Procedure:

- (1) The EUT was tested according to ANSI C63.4 –2003. The radiated test was performed at Timeway Laboratory. This site is on file with the FCC laboratory division, Registration No.899988
- (2) The EUT, peripherals were put on the turntable which table size is 1m x 1.5 m, table high 0.8 m. All set up is according to ANSI C63.4-2003.
- (3) The frequency spectrum from 30 MHz to 1 GHz was investigated. All readings from 30 MHz to 1 GHz are quasi-peak values with a resolution bandwidth of 120 kHz. For measurement above 1GHz, peak values with RBW=VBW=1MHz and PK detector. AV value with RBW=1MHz, VBW=10Hz and PK detector. Measurements were made at 3 meters.
- (4) The antenna high is varied from 1 m to 4 m high to find the maximum emission for each frequency.
- (5) Maximizing procedure was performed on the six (6) highest emissions to ensure EUT compliance is with all installation combinations. All data was recorded in the peak detection mode. Quasi-peak readings was performed only when an emission was found to be marginal (within -4 dB of specification limit), and are distinguished with a "QP" in the data table.
- (6) The antenna polarization: Vertical polarization and Horizontal polarization.

Block diagram of Test setup



6.2 Configuration of The EUT

Same as section 5.3 of this report

6.3 EUT Operating Condition

Same as section 5.4 of this report.

The report refers only to the sample tested and does not apply to the bulk.

This report is issued in confidence to the client and it will be strictly treated as such by the Shenzhen Timeway Technology Consulting Co., Ltd. It may not be reproduced rather in its entirety or in part and it may not be used for advertising. The client to whom the report is issued may, however, show or send it, or a certified copy thereof prepared by the Shenzhen Timeway Technology Consulting Co., Ltd to his customer. Supplier or other persons directly concerned. Shenzhen Timeway Technology Consulting Co., Ltd will not, without the consent of the client enter into any discussion of correspondence with any third party concerning the contents of the report.

In the event of the improper use of the report. The Shenzhen Timeway Technology Consulting Co., Ltd reserves the rights to withdraw it and to adopt any other remedies which may be appropriate.



6.4 Radiated Emission Limit

All emission from a digital device, including any network of conductors and apparatus connected thereto, shall not exceed the level of field strength specified below:

Frequencies in restricted band are complied to limit on Paragraph 15.109. 15.209

| Frequency Range (MHz) | Distance (m) | Field strength (dB μ V/m) |
|-----------------------|--------------|-------------------------------|
| 30-88 | 3 | 40.0 |
| 88-216 | 3 | 43.5 |
| 216-960 | 3 | 46.0 |
| Above 960 | 3 | 54.0 |

- Note:
1. RF Voltage (dBuV) = 20 log RF Voltage (μ V)
 2. In the Above Table, the higher limit applies at the band edges.
 3. Distance refers to the distance in meters between the measuring instrument antenna and the EUT
 4. This is a handheld device. The radiated emissions should be tested under 3-axes position (Lying, Side, and Stand), After pre-test. It was found that the worse radiated emission was get at the lying position.

The report refers only to the sample tested and does not apply to the bulk.

This report is issued in confidence to the client and it will be strictly treated as such by the Shenzhen Timeway Technology Consulting Co., Ltd. It may not be reproduced rather in its entirety or in part and it may not be used for advertising. The client to whom the report is issued may, however, show or send it or a certified copy thereof prepared by the Shenzhen Timeway Technology Consulting Co., Ltd to his customer. Supplier or others persons directly concerned. Shenzhen Timeway Technology Consulting Co., Ltd will not, without the consent of the client enter into any discussion of correspondence with any third party concerning the contents of the report. In the event of the improper use of the report. The Shenzhen Timeway Technology Consulting Co., Ltd reserves the rights to withdraw it and to adopt any other remedies which may be appropriate.



Test result

General Radiated Emission Data and Harmonics Radiated Emission Data

Radiated Emission In Horizontal (30MHz----1000MHz)

EUT set Condition: Charging mode

Results: Pass

| Frequency (MHz) | Level@3m (dB μ V/m) | Antenna Polarity | Limit@3m (dB μ V/m) |
|-----------------|-------------------------|------------------|-------------------------|
| 74.7094 | 29.32 | H | 40.00 |
| 166.0721 | 28.92 | H | 43.50 |
| 191.3427 | 32.12 | H | 43.50 |
| 286.5932 | 32.42 | H | 46.00 |
| 432.3847 | 31.06 | H | 46.00 |
| 624.8297 | 34.18 | H | 46.00 |
| 74.7094 | 26.10 | V | 40.00 |
| 142.7453 | 24.11 | V | 43.50 |
| 218.5570 | 25.73 | V | 46.00 |
| 432.3847 | 28.10 | V | 46.00 |
| 624.8297 | 31.03 | V | 46.00 |
| 799.7794 | 34.04 | V | 46.00 |

EUT set Condition: Keep Transmitting under Low CH

| Frequency (MHz) | Level@3m (dB μ V/m) | Antenna Polarity | Limit@3m (dB μ V/m) |
|-----------------|-------------------------|------------------|-------------------------|
| 33.8877 | 22.76 | H | 40.00 |
| 191.3427 | 19.36 | H | 43.50 |
| 239.9397 | 24.81 | H | 46.00 |
| 300.2004 | 29.85 | H | 46.00 |
| 323.5271 | 32.30 | H | 46.00 |
| 360.4507 | 33.04 | H | 46.00 |
| 33.8877 | 18.34 | V | 40.00 |
| 55.2704 | 16.53 | V | 40.00 |
| 96.0922 | 16.43 | V | 43.50 |
| 119.7672 | 16.79 | V | 43.50 |
| 154.4088 | 15.61 | V | 43.50 |
| 360.4507 | 22.13 | V | 46.00 |

The report refers only to the sample tested and does not apply to the bulk.

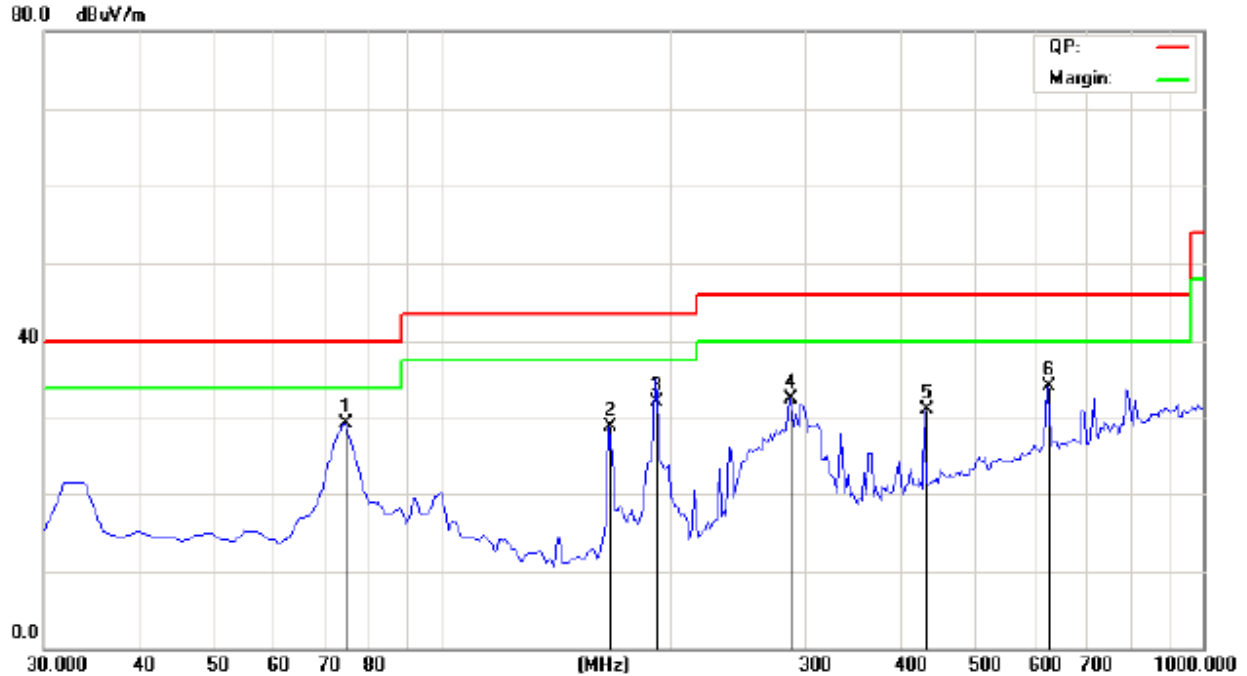
This report is issued in confidence to the client and it will be strictly treated as such by the Shenzhen Timeway Technology Consulting Co., Ltd. It may not be reproduced rather in its entirety or in part and it may not be used for advertising. The client to whom the report is issued may, however, show or send it, or a certified copy thereof prepared by the Shenzhen Timeway Technology Consulting Co., Ltd. to his customer. Supplier or other persons directly concerned. Shenzhen Timeway Technology Consulting Co., Ltd. will not, without the consent of the client enter into any discussion of correspondence with any third party concerning the contents of the report.

In the event of the improper use of the report. The Shenzhen Timeway Technology Consulting Co., Ltd. reserves the rights to withdraw it and to adopt any other remedies which may be appropriate.

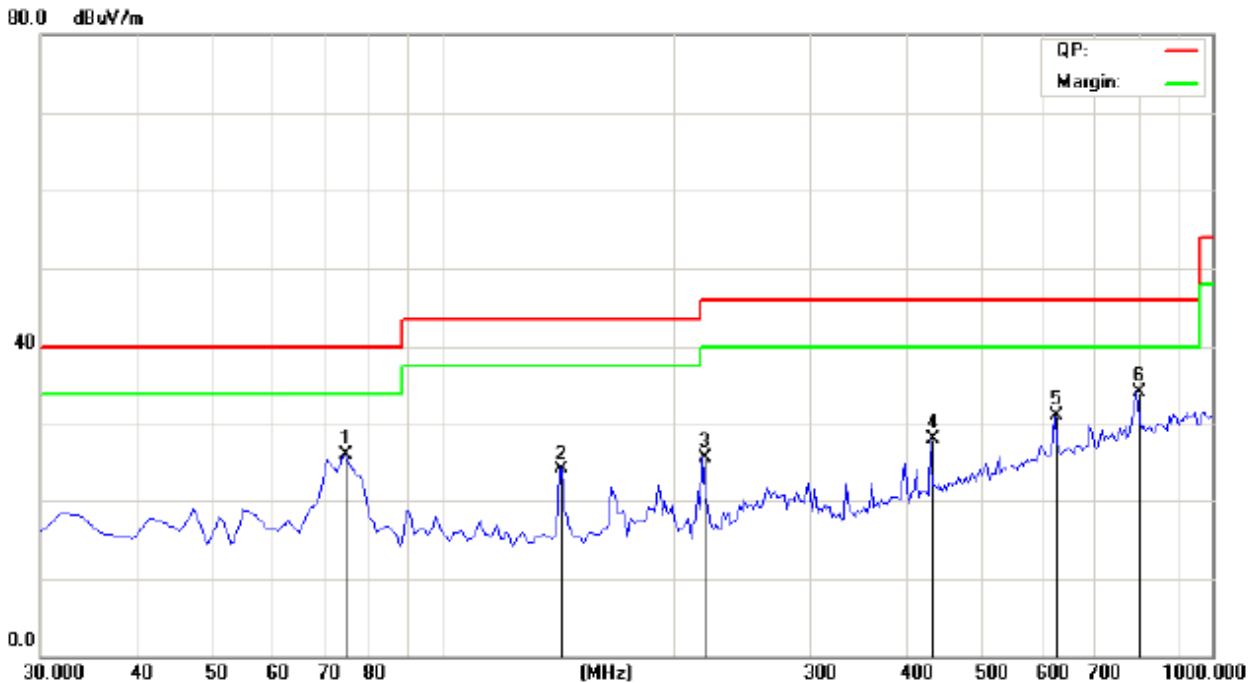


Test Figure: Charging mode

H



V



The report refers only to the sample tested and does not apply to the bulk.

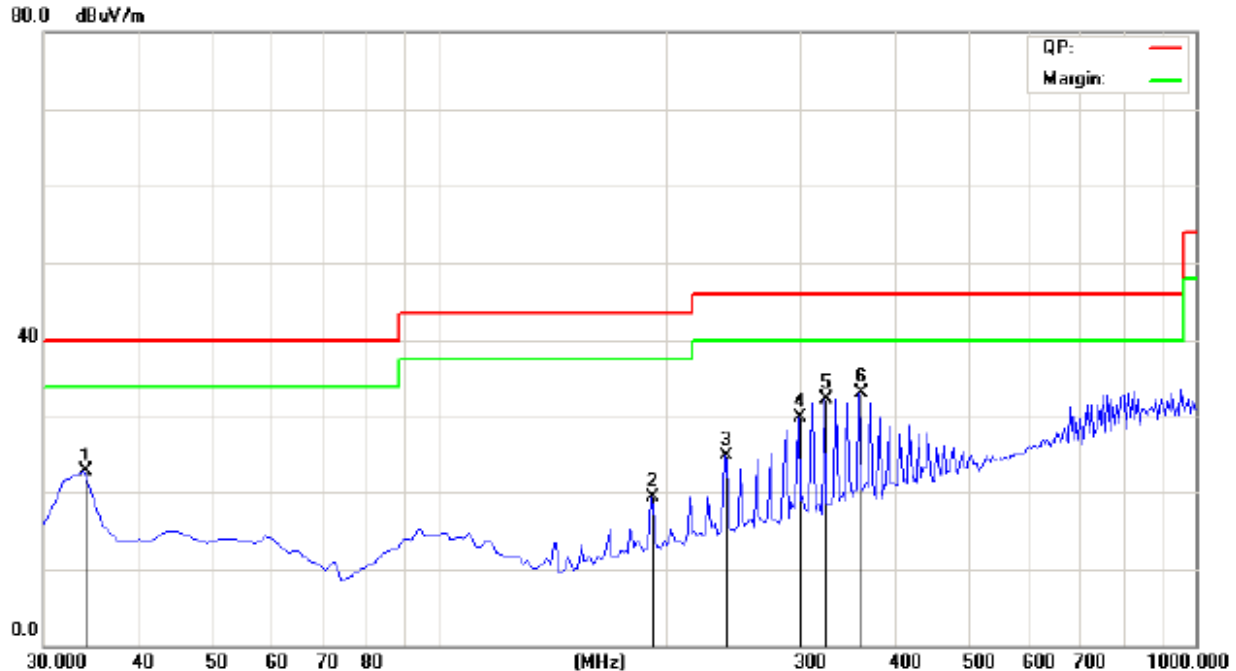
This report is issued in confidence to the client and it will be strictly treated as such by the Shenzhen Timeway Technology Consulting Co., Ltd. It may not be reproduced rather in its entirety or in part and it may not be used for advertising. The client to whom the report is issued may, however, show or send it, or a certified copy thereof prepared by the Shenzhen Timeway Technology Consulting Co., Ltd to his customer. Supplier or others persons directly concerned. Shenzhen Timeway Technology Consulting Co., Ltd will not, without the consent of the client enter into any discussion of correspondence with any third party concerning the contents of the report.

In the event of the improper use of the report. The Shenzhen Timeway Technology Consulting Co., Ltd reserves the rights to withdraw it and to adopt any other remedies which may be appropriate.

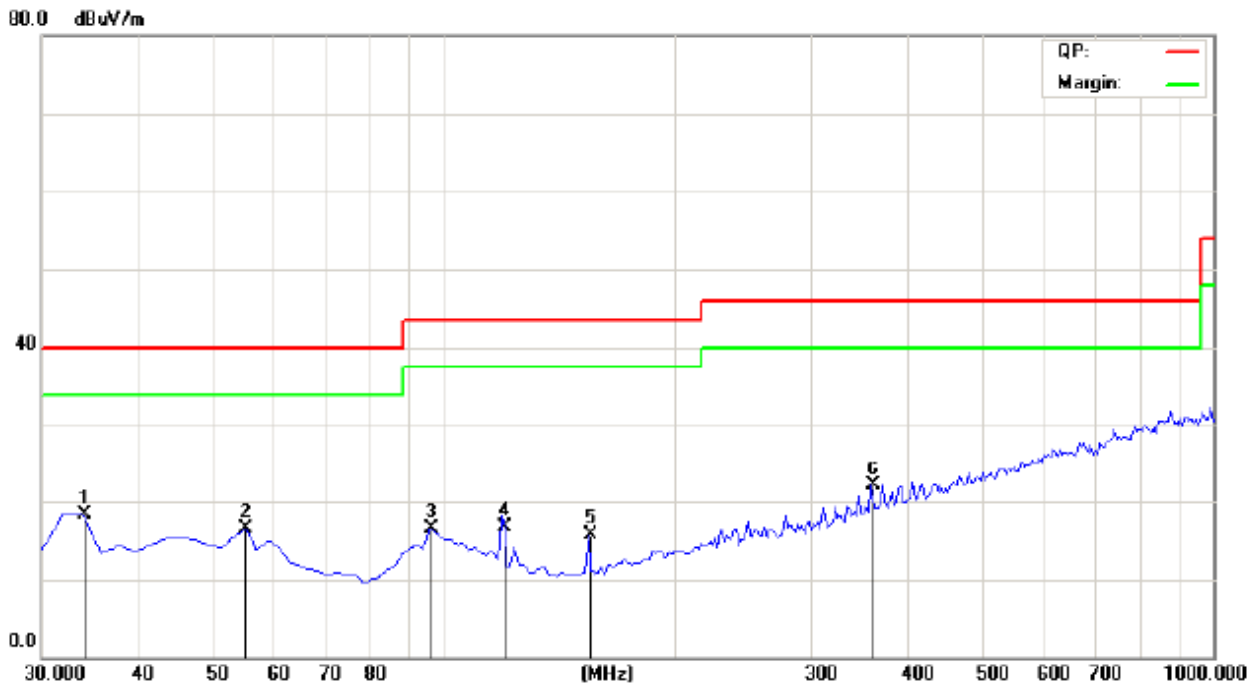


Test Figure: Keep Transmitting under Low CH

H



V



The report refers only to the sample tested and does not apply to the bulk.

This report is issued in confidence to the client and it will be strictly treated as such by the Shenzhen Timeway Technology Consulting Co., Ltd. It may not be reproduced rather in its entirety or in part and it may not be used for advertising. The client to whom the report is issued may, however, show or send it, or a certified copy thereof prepared by the Shenzhen Timeway Technology Consulting Co., Ltd to his customer. Supplier or others persons directly concerned. Shenzhen Timeway Technology Consulting Co., Ltd will not, without the consent of the client enter into any discussion of correspondence with any third party concerning the contents of the report.

In the event of the improper use of the report. The Shenzhen Timeway Technology Consulting Co., Ltd reserves the rights to withdraw it and to adopt any other remedies which may be appropriate.



Operation Mode: Transmitting under Low Channel (2402MHz)

| Frequency (MHz) | Level@3m (dB μ V/m) | Antenna Polarity | Limit@3m (dB μ V/m) |
|-----------------|-------------------------|------------------|-------------------------|
| 2402 | 97.71 (PK) /86.53 (AV) | H | Fundamental Frequency |
| 2402 | 95.17 (PK) /84.29 (AV) | V | |
| 4804 | 41.53 (PK) | H | 74(Peak)/ 54(AV) |
| 4804 | 40.65 (PK) | V | 74(Peak)/ 54(AV) |
| 7206 | -- | H/V | 74(Peak)/ 54(AV) |
| 9608 | -- | H/V | 74(Peak)/ 54(AV) |
| 12010 | -- | H/V | 74(Peak)/ 54(AV) |
| 14412 | -- | H/V | 74(Peak)/ 54(AV) |
| 16814 | -- | H/V | 74(Peak)/ 54(AV) |
| 19216 | -- | H/V | 74(Peak)/ 54(AV) |
| 21618 | -- | H/V | 74(Peak)/ 54(AV) |
| 24020 | -- | H/V | 74(Peak)/ 54(AV) |

Note: 1. Level = Reading + AF + Cable - Preamp + Filter - Dist, Margin = Level - Limit
2. Remark "---" means that the emissions level is too low to be measured

Operation Mode: Transmitting g under Middle Channel (2441MHz)

| Frequency (MHz) | Level@3m (dB μ V/m) | Antenna Polarity | Limit@3m (dB μ V/m) |
|-----------------|-------------------------|------------------|-------------------------|
| 2441 | 98.24 (PK) /87.21 (AV) | H | Fundamental Frequency |
| 2441 | 95.23 (PK) /85.28 (AV) | V | |
| 4882 | 43.91 (PK) | H | 74(Peak)/ 54(AV) |
| 4882 | 41.45 (PK) | V | 74(Peak)/ 54(AV) |
| 7323 | -- | H/V | 74(Peak)/ 54(AV) |
| 9764 | -- | H/V | 74(Peak)/ 54(AV) |
| 12205 | -- | H/V | 74(Peak)/ 54(AV) |
| 14646 | -- | H/V | 74(Peak)/ 54(AV) |
| 17087 | -- | H/V | 74(Peak)/ 54(AV) |
| 19528 | -- | H/V | 74(Peak)/ 54(AV) |
| 21969 | -- | H/V | 74(Peak)/ 54(AV) |
| 24410 | -- | H/V | 74(Peak)/ 54(AV) |

Note: 1. Level = Reading + AF + Cable - Preamp + Filter - Dist, Margin = Level - Limit
2. Remark "---" means that the emissions level is too low to be measured

The report refers only to the sample tested and does not apply to the bulk.

This report is issued in confidence to the client and it will be strictly treated as such by the Shenzhen Timeway Technology Consulting Co., Ltd. It may not be reproduced rather in its entirety or in part and it may not be used for advertising. The client to whom the report is issued may, however, show or send it, or a certified copy thereof prepared by the Shenzhen Timeway Technology Consulting Co., Ltd. to his customer. Supplier or other persons directly concerned. Shenzhen Timeway Technology Consulting Co., Ltd. will not, without the consent of the client enter into any discussion of correspondence with any third party concerning the contents of the report.

In the event of the improper use of the report. The Shenzhen Timeway Technology Consulting Co., Ltd. reserves the rights to withdraw it and to adopt any other remedies which may be appropriate.



Operation Mode: Transmitting under High Channel

| Frequency (MHz) | Level@3m (dB μ V/m) | Antenna Polarity | Limit@3m (dB μ V/m) |
|-----------------|-------------------------|------------------|-------------------------|
| 2480 | 97.82 (PK) /86.94 (AV) | H | Fundamental Frequency |
| 2480 | 94.56 (PK) /84.18 (AV) | V | |
| 4960. | 41.45 (PK) | H | 74(Peak)/ 54(AV) |
| 4960. | 40.11 (PK) | V | 74(Peak)/ 54(AV) |
| 7440 | -- | H/V | 74(Peak)/ 54(AV) |
| 9920 | -- | H/V | 74(Peak)/ 54(AV) |
| 12400 | -- | H/V | 74(Peak)/ 54(AV) |
| 14880 | -- | H/V | 74(Peak)/ 54(AV) |
| 17360 | -- | H/V | 74(Peak)/ 54(AV) |
| 19840 | -- | H/V | 74(Peak)/ 54(AV) |
| 22320 | -- | H/V | 74(Peak)/ 54(AV) |
| 24800 | -- | H/V | 74(Peak)/ 54(AV) |

Note: 1. Level = Reading + AF + Cable - Preamp + Filter - Dist, Margin = Level - Limit

2. Remark "---" means that the emissions level is too low to be measured

The report refers only to the sample tested and does not apply to the bulk.

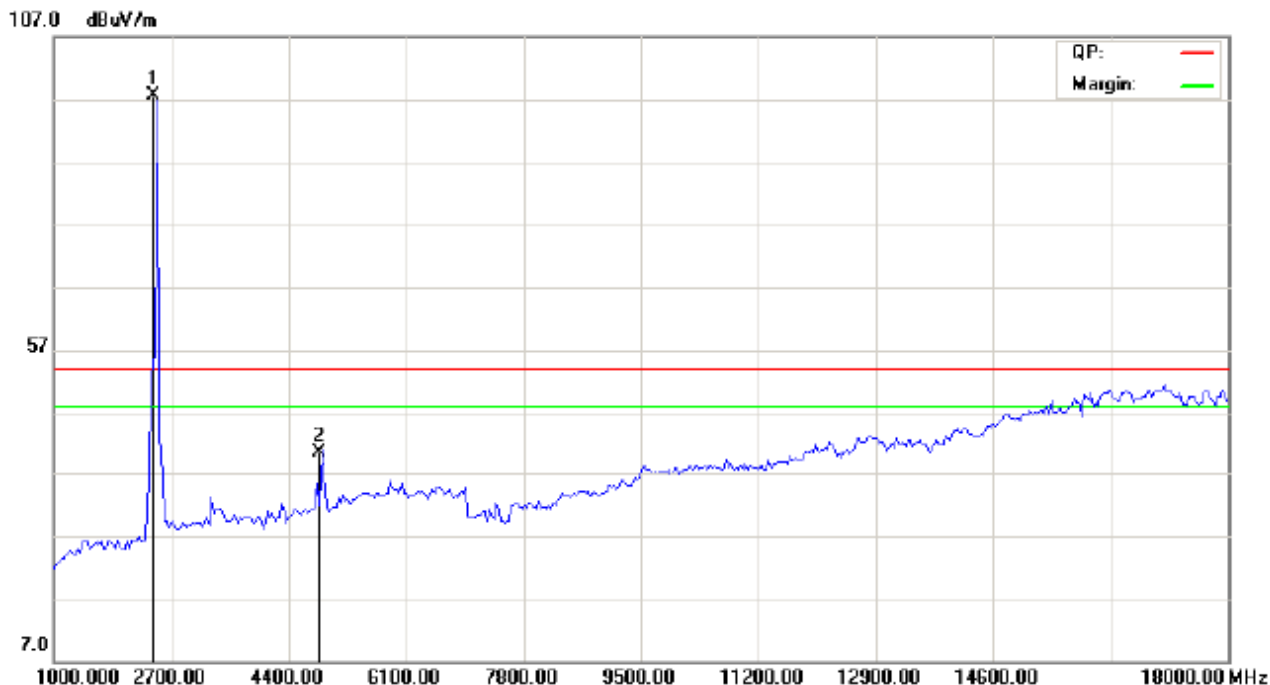
This report is issued in confidence to the client and it will be strictly treated as such by the Shenzhen Timeway Technology Consulting Co., Ltd. It may not be reproduced rather in its entirety or in part and it may not be used for advertising. The client to whom the report is issued may, however, show or send it or a certified copy thereof prepared by the Shenzhen Timeway Technology Consulting Co., Ltd to his customer. Supplier or other persons directly concerned. Shenzhen Timeway Technology Consulting Co., Ltd will not, without the consent of the client enter into any discussion of correspondence with any third party concerning the contents of the report.

In the event of the improper use of the report. The Shenzhen Timeway Technology Consulting Co., Ltd reserves the rights to withdraw it and to adopt any other remedies which may be appropriate.

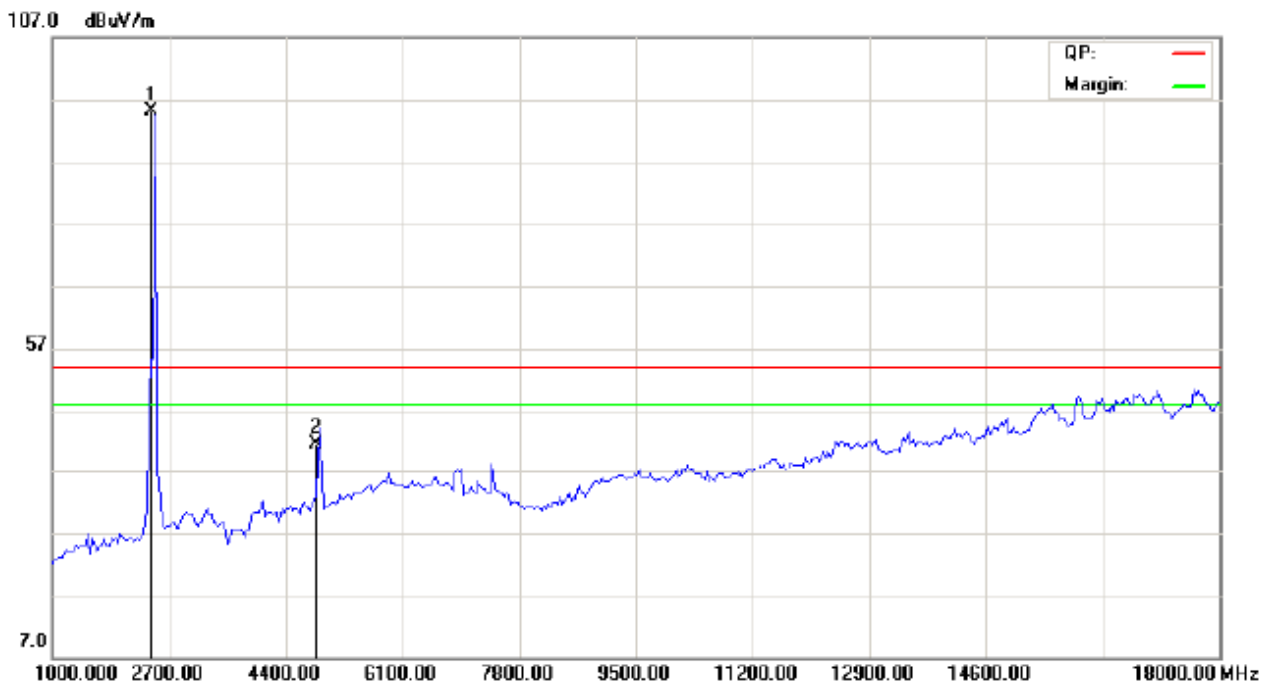


Please refer to the following test plots for details:

Low Channel: Horizontal



Low Channel : Vertical



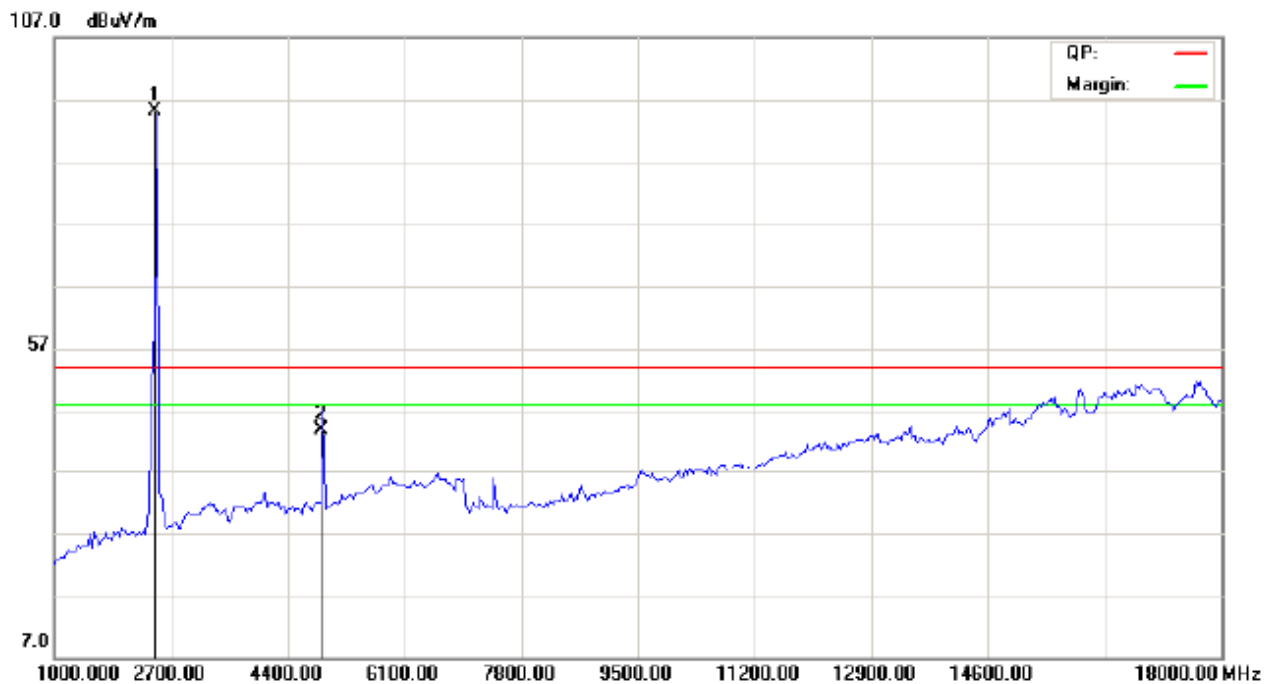
The report refers only to the sample tested and does not apply to the bulk.

This report is issued in confidence to the client and it will be strictly treated as such by the Shenzhen Timeway Technology Consulting Co., Ltd. It may not be reproduced rather in its entirety or in part and it may not be used for advertising. The client to whom the report is issued may, however, show or send it, or a certified copy thereof prepared by the Shenzhen Timeway Technology Consulting Co., Ltd. to his customer. Supplier or other persons directly concerned. Shenzhen Timeway Technology Consulting Co., Ltd. will not, without the consent of the client enter into any discussion of correspondence with any third party concerning the contents of the report.

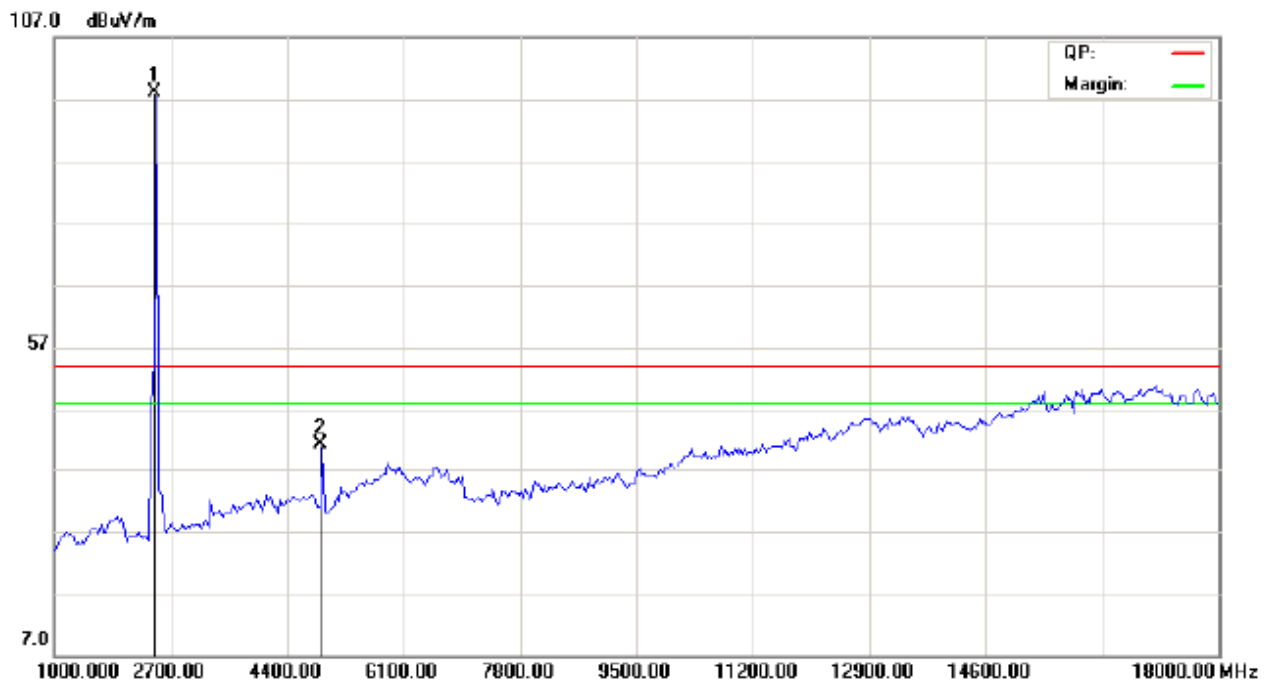
In the event of the improper use of the report, The Shenzhen Timeway Technology Consulting Co., Ltd. reserves the rights to withdraw it and to adopt any other remedies which may be appropriate.



Middle Channel : Horizontal



Middle Channel :: Vertical



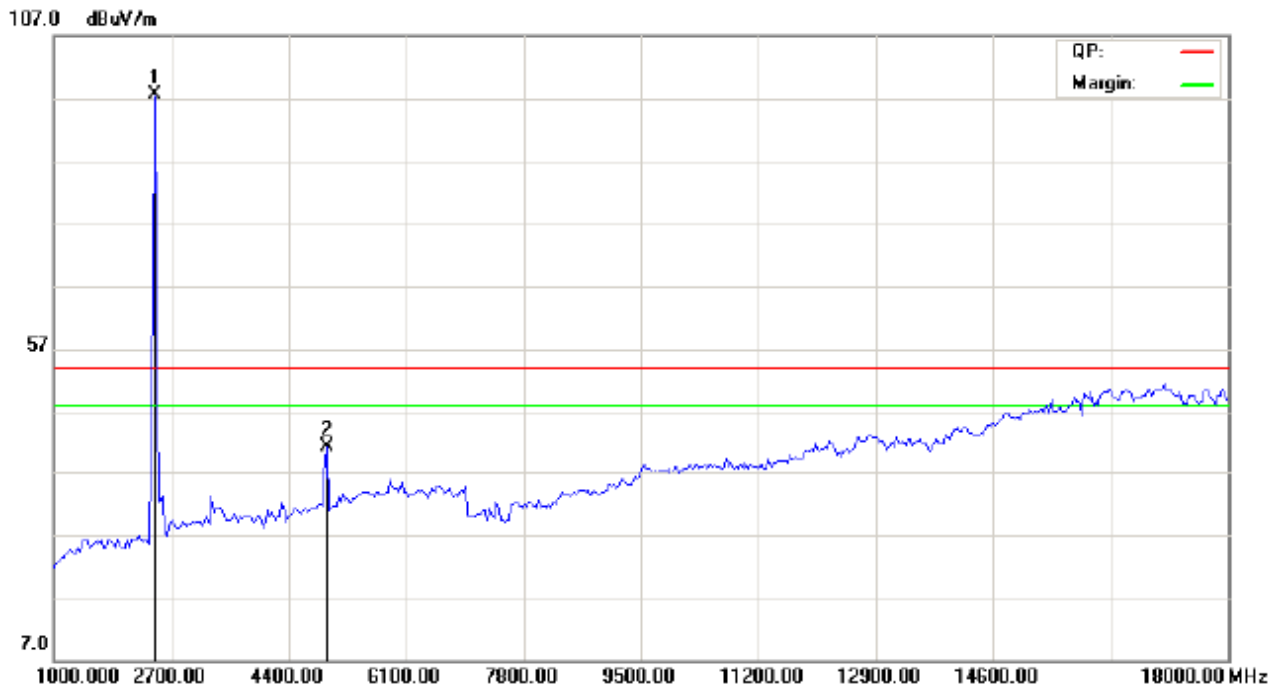
The report refers only to the sample tested and does not apply to the bulk.

This report is issued in confidence to the client and it will be strictly treated as such by the Shenzhen Timeway Technology Consulting Co., Ltd. It may not be reproduced rather in its entirety or in part and it may not be used for advertising. The client to whom the report is issued may, however, show or send it, or a certified copy thereof prepared by the Shenzhen Timeway Technology Consulting Co., Ltd. to his customer. Supplier or other persons directly concerned. Shenzhen Timeway Technology Consulting Co., Ltd. will not, without the consent of the client enter into any discussion of correspondence with any third party concerning the contents of the report.

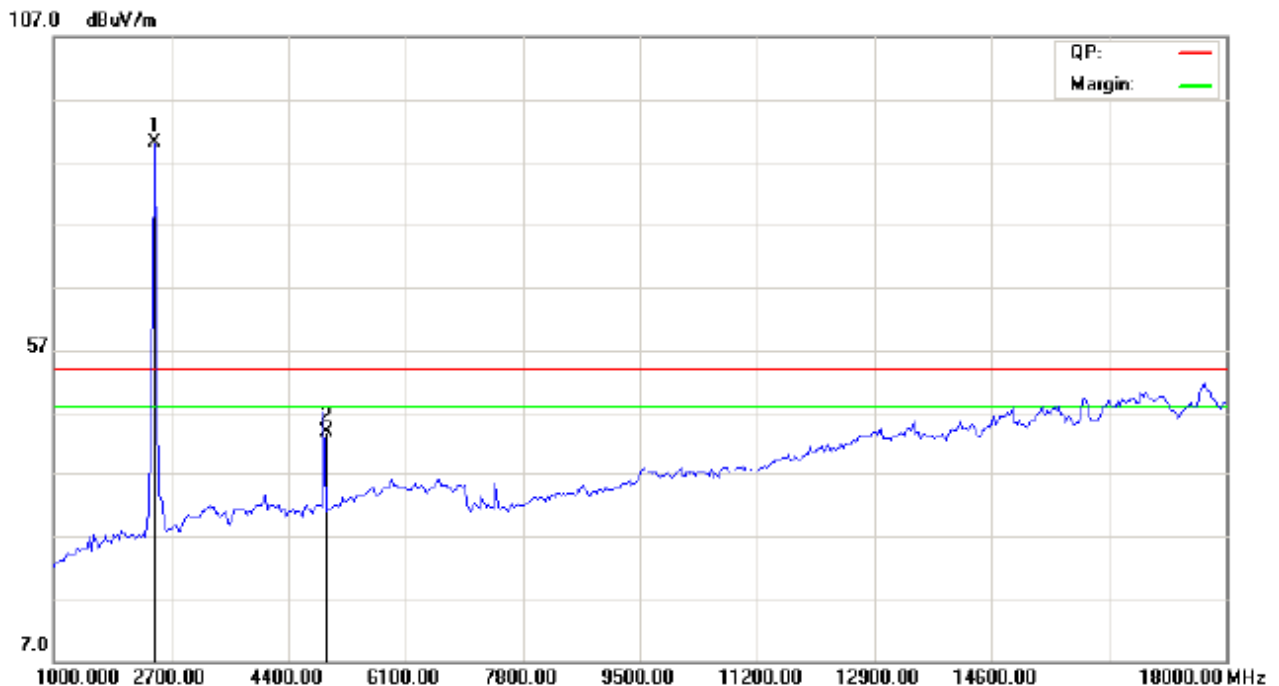
In the event of the improper use of the report. The Shenzhen Timeway Technology Consulting Co., Ltd. reserves the rights to withdraw it and to adopt any other remedies which may be appropriate.



High Channel : Horizontal



High Channel : Vertical



Note: For the radiated emissions from 18GHz-25GHz, it is the floor noise that meets the requirement of FCC rule.

The report refers only to the sample tested and does not apply to the bulk.
This report is issued in confidence to the client and it will be strictly treated as such by the Shenzhen Timeway Technology Consulting Co., Ltd. It may not be reproduced rather in its entirety or in part and it may not be used for advertising. The client to whom the report is issued may, however, show or send it, or a certified copy thereof prepared by the Shenzhen Timeway Technology Consulting Co., Ltd to his customer. Supplier or other persons directly concerned. Shenzhen Timeway Technology Consulting Co., Ltd will not, without the consent of the client enter into any discussion of correspondence with any third party concerning the contents of the report.
In the event of the improper use of the report. The Shenzhen Timeway Technology Consulting Co., Ltd reserves the rights to withdraw it and to adopt any other remedies which may be appropriate.



7.0 20dB Bandwidth Measurement

7.1 Regulation

According to §15.247(b)(1), for frequency hopping systems operating in the 2400-2483.5 MHz band employing at least 75 non-overlapping hopping channels, and all frequency hopping systems in the 5725-5850 MHz band: 1 watt. For all other frequency hopping systems in the 2400-2483.5 MHz band: 0.125 watts. According to §15.247(b)(4), the conducted output power limit specified in paragraph (b) of this section is based on the use of antennas with directional gains that do not exceed 6 dBi. Except as shown in paragraph (c) of this section, if transmitting antennas of directional gain greater than 6 dBi are used, the conducted output power from the intentional radiator shall be reduced below the stated values in paragraphs (b)(1), (b)(2), and (b)(3) of this section, as appropriate, by the amount in dB that the directional gain of the antenna exceeds 6 dBi.

7.2 Limits of 20dB Bandwidth Measurement

N/A

7.3 Test Procedure.

1. Check the calibration of the measuring instrument (spectrum analyzer) using either an internal calibrator or a known signal from an external generator.
2. Set the spectrum analyzer as follows: Span = approximately 5 times the 20 dB bandwidth, centered on a hopping channel RBW > the 20 dB bandwidth of the emission being measured VBW \geq RBW Sweep = auto Detector function = peak Trace = max hold
3. Measure the highest amplitude appearing on spectral display and record the level to calculate results. 6. Repeat above procedures until all frequencies measured were complete.

7.4 Test Result

| EUT | | NUU MiniKey | | Model | K1 |
|-------------|-------------------------|-----------------------|--|---------------------|-----------|
| Mode | | Keep Transmitting | | Input Voltage | DC 3.7V |
| Temperature | | 24 deg. C, | | Humidity | 56% RH |
| Channel | Channel Frequency (MHz) | 20 dB Bandwidth (kHz) | | Maximum Limit (kHz) | Pass/Fail |
| Low | 2402 | 1132.2 | | -- | Pass |
| Middle | 2441 | 1132.3 | | -- | Pass |
| High | 2480 | 1142.3 | | -- | Pass |

Note: The chip supports Bluetooth 2.0 but without EDR.

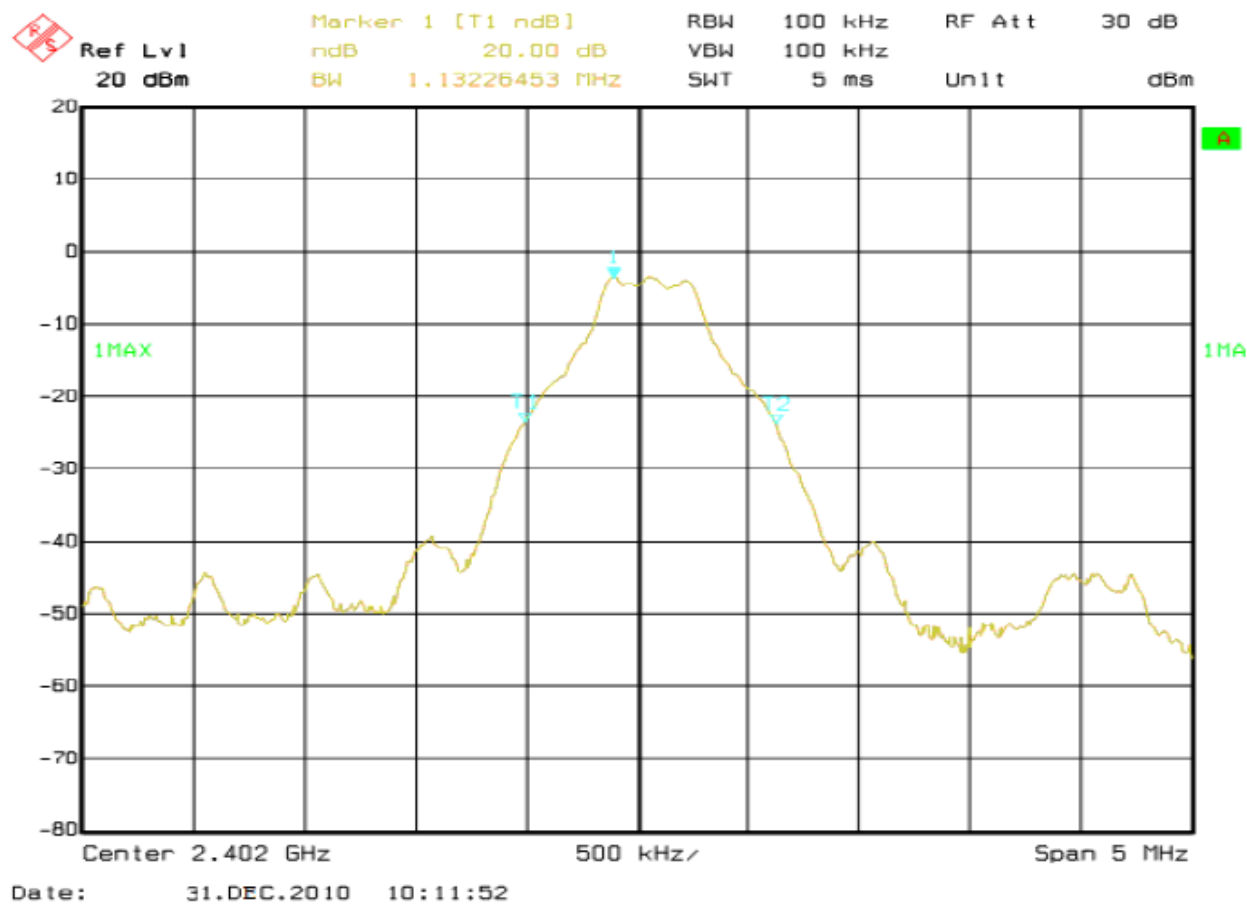
The report refers only to the sample tested and does not apply to the bulk.

This report is issued in confidence to the client and it will be strictly treated as such by the Shenzhen Timeway Technology Consulting Co., Ltd. It may not be reproduced rather in its entirety or in part and it may not be used for advertising. The client to whom the report is issued may, however, show or send it or a certified copy thereof prepared by the Shenzhen Timeway Technology Consulting Co., Ltd. to his customer. Supplier or other persons directly concerned. Shenzhen Timeway Technology Consulting Co., Ltd. will not, without the consent of the client enter into any discussion of correspondence with any third party concerning the contents of the report. In the event of the improper use of the report. The Shenzhen Timeway Technology Consulting Co., Ltd. reserves the rights to withdraw it and to adopt any other remedies which may be appropriate.



Test Figure:

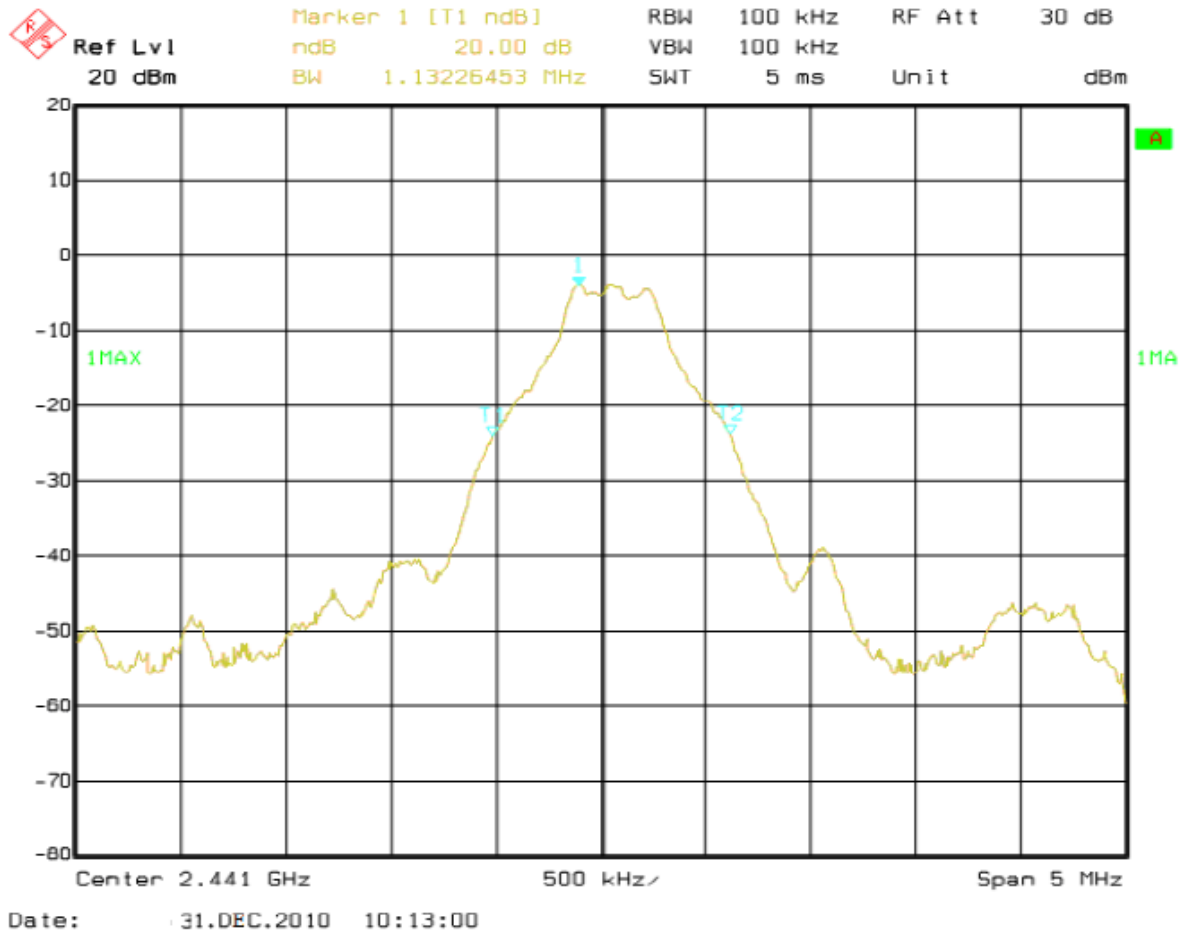
1. Condition: Low Channel



The report refers only to the sample tested and does not apply to the bulk.
This report is issued in confidence to the client and it will be strictly treated as such by the Shenzhen Timeway Technology Consulting Co.,Ltd. It may not be reproduced rather in its entirety or in part and it may not be used for advertizing. The client to whom the report is issued may, however, show or send it . or a certified copy there of prepared by the Shenzhen Timeway Technology Consulting co.,Ltd to his customer. Supplier or others persons directly concerned. Shenzhen Timeway Technology Consulting co.,Ltd will not, without the consent of the client enter into any discussion of correspondence with any third party concerning the contents of the report.
In the event of the improper use of the report. The Shenzhen Timeway Technology Consulting co.,Ltd reserves the rights to withdraw it and to adopt any other remedies which may be appropriate.



2. Condition: Middle Channel



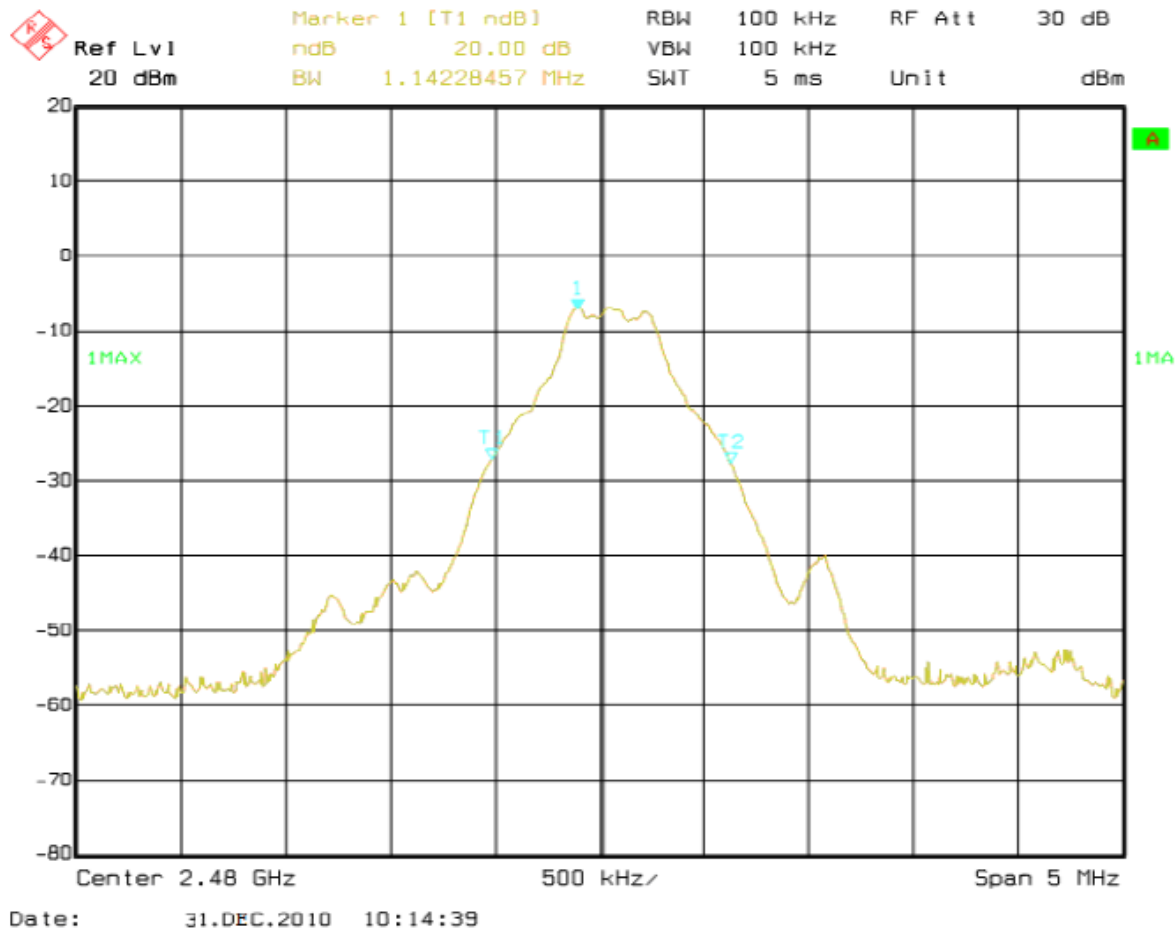
The report refers only to the sample tested and does not apply to the bulk.

This report is issued in confidence to the client and it will be strictly treated as such by the Shenzhen Timeway Technology Consulting Co., Ltd. It may not be reproduced rather in its entirety or in part and it may not be used for advertising. The client to whom the report is issued may, however, show or send it, or a certified copy thereof prepared by the Shenzhen Timeway Technology Consulting Co., Ltd to his customer. Supplier or others persons directly concerned. Shenzhen Timeway Technology Consulting Co., Ltd will not, without the consent of the client enter into any discussion of correspondence with any third party concerning the contents of the report.

In the event of the improper use of the report. The Shenzhen Timeway Technology Consulting Co., Ltd reserves the rights to withdraw it and to adopt any other remedies which may be appropriate.



3. High Channel



The report refers only to the sample tested and does not apply to the bulk.
This report is issued in confidence to the client and it will be strictly treated as such by the Shenzhen Timeway Technology Consulting Co., Ltd. It may not be reproduced rather in its entirety or in part and it may not be used for advertising. The client to whom the report is issued may, however, show or send it or a certified copy thereof prepared by the Shenzhen Timeway Technology Consulting Co., Ltd to his customer. Supplier or others persons directly concerned. Shenzhen Timeway Technology Consulting Co., Ltd will not, without the consent of the client enter into any discussion of correspondence with any third party concerning the contents of the report.
In the event of the improper use of the report. The Shenzhen Timeway Technology Consulting Co., Ltd reserves the rights to withdraw it and to adopt any other remedies which may be appropriate.



8. Maximum Peak Output Power

8.1 Regulation

According to §15.247(b)(1), for frequency hopping systems operating in the 2400-2483.5 MHz band employing at least 75 non-overlapping hopping channels, and all frequency hopping systems in the 5725-5850 MHz band: 1 watt. For all other frequency hopping systems in the 2400-2483.5MHz band:0.125 watts. According to §15.247(b)(4), the conducted output power limit specified in paragraph (b) of this section is based on the use of antennas with directional gains that do not exceed 6 dBi. Except as shown in paragraph (c) of this section, if transmitting antennas of directional gain greater than 6 dBi are used, the conducted output power from the intentional radiator shall be reduced below the stated values in paragraphs (b)(1), (b)(2), and (b)(3) of this section, as appropriate, by the amount in dB that the directional gain of the antenna exceeds 6 dBi.

8.2 Limits of Maximum Peak Output Power

The Maximum Peak Output Power Measurement is 30dBm.

8.3 Test Procedure

1. Check the calibration of the measuring instrument (spectrum analyzer) using either an internal calibrator or a known signal from an external generator.
2. Set the spectrum analyzer as follows: Span = approximately 5 times the 20 dB bandwidth, centered on a hopping channel; RBW > the 20 dB bandwidth of the emission being measured; VBW \geq RBW; Sweep = auto; Detector function = peak; Trace = max hold
3. Measure the highest amplitude appearing on spectral display and record the level to calculate results.
4. Repeat above procedures until all frequencies measured were complete.

The report refers only to the sample tested and does not apply to the bulk.

This report is issued in confidence to the client and it will be strictly treated as such by the Shenzhen Timeway Technology Consulting Co., Ltd. It may not be reproduced rather in its entirety or in part and it may not be used for advertising. The client to whom the report is issued may, however, show or send it or a certified copy thereof prepared by the Shenzhen Timeway Technology Consulting Co., Ltd to his customer. Supplier or others persons directly concerned. Shenzhen Timeway Technology Consulting Co., Ltd will not, without the consent of the client enter into any discussion of correspondence with any third party concerning the contents of the report. In the event of the improper use of the report. The Shenzhen Timeway Technology Consulting Co., Ltd reserves the rights to withdraw it and to adopt any other remedies which may be appropriate.



8.4 Test Results

| EUT | NUU MiniKey | | Model | K1 |
|-------------|-------------------------|-------------------------|------------------------|------------|
| Mode | Keep Transmitting | | Input Voltage | DC 3.7V |
| Temperature | 24 deg. C, | | Humidity | 56% RH |
| Channel | Channel Frequency (MHz) | Peak Power Output (dBm) | Peak Power Limit (dBm) | Pass/ Fail |
| Low | 2402 | -3.35 | 30 | Pass |
| Middle | 2441 | -3.86 | 30 | Pass |
| High | 2480 | -6.85 | 30 | Pass |

Note: 1. the result basic equation calculation as follow:

$$\text{Peak Power Output} = \text{Peak Power Reading} + \text{Cable loss} + \text{Attenuator}$$

The report refers only to the sample tested and does not apply to the bulk.

This report is issued in confidence to the client and it will be strictly treated as such by the Shenzhen Timeway Technology Consulting Co., Ltd. It may not be reproduced rather in its entirety or in part and it may not be used for advertising. The client to whom the report is issued may, however, show or send it or a certified copy thereof prepared by the Shenzhen Timeway Technology Consulting Co., Ltd. to his customer. Supplier or other persons directly concerned. Shenzhen Timeway Technology Consulting Co., Ltd. will not, without the consent of the client enter into any discussion of correspondence with any third party concerning the contents of the report.

In the event of the improper use of the report. The Shenzhen Timeway Technology Consulting Co., Ltd. reserves the rights to withdraw it and to adopt any other remedies which may be appropriate.



9. Carrier Frequency Separation

9.1 Regulation

According to §15.247(a)(1), frequency hopping systems shall have hopping channel carrier frequencies separated by a minimum of 25 kHz or the 20 dB bandwidth of the hopping channel, whichever is greater. Alternatively, frequency hopping systems operating in the 2400-2483.5 MHz band may have hopping channel carrier frequencies that are separated by 25 kHz or two-thirds of the 20 dB bandwidth of the hopping channel, whichever is greater, provided the systems operate with an output power no greater than 125 mW.

9.2 Limits of Carrier Frequency Separation

The Maximum Power Spectral Density Measurement is 25kHz or two-thirds of the 20dB bandwidth of the hopping Channel which is great.

9.3 Test Procedure

1. Check the calibration of the measuring instrument using either an internal calibrator or a known signal from an external generator.
2. Set the spectrum analyzer as follows: Span = wide enough to capture the peaks of two adjacent channels: Resolution (or IF) Bandwidth (RBW) \geq 1% of the span; Video (or Average) Bandwidth (VBW) \geq RBW; Sweep = auto; Detector function = peak; Trace = max hold
3. Measure the separation between the peaks of the adjacent channels using the marker-delta function.
4. Repeat above procedures until all frequencies measured were complete.

9.4 Test Result

| | | | | |
|-------------|-------------------------|------------------------------|----------------------------------|------------|
| EUT | NUU MiniKey | | Model | K1 |
| Mode | Keep Transmitting | | Input Voltage | DC 3.7V |
| Temperature | 24 deg. C, | | Humidity | 56% RH |
| Channel | Channel Frequency (MHz) | Carrier Frequency Separation | Limit | Pass/ Fail |
| Middle | 2480 | 1.002MHz | \geq 25 kHz or 20 dB bandwidth | Pass |

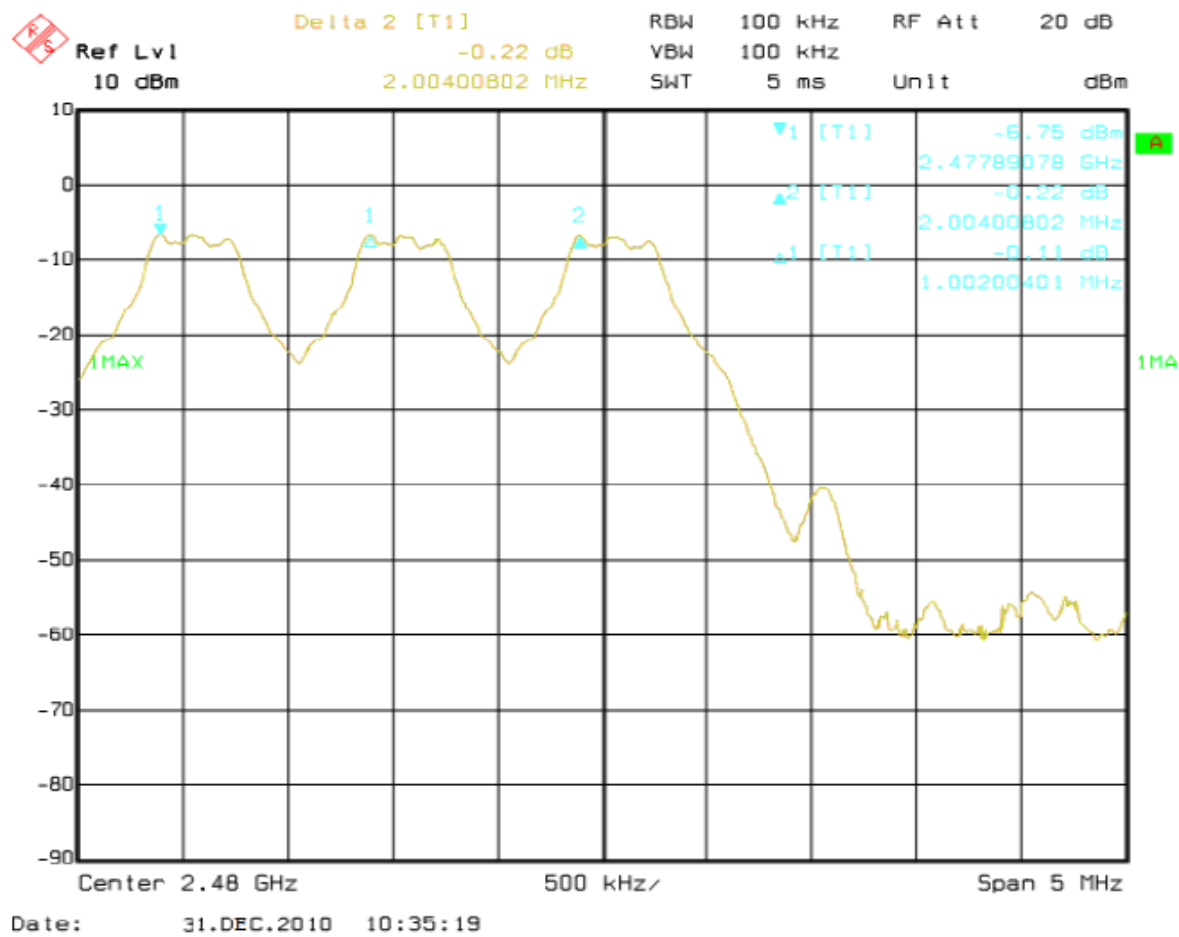
The report refers only to the sample tested and does not apply to the bulk.

This report is issued in confidence to the client and it will be strictly treated as such by the Shenzhen Timeway Technology Consulting Co., Ltd. It may not be reproduced rather in its entirety or in part and it may not be used for advertising. The client to whom the report is issued may, however, show or send it or a certified copy thereof prepared by the Shenzhen Timeway Technology Consulting Co., Ltd. to his customer. Supplier or other persons directly concerned. Shenzhen Timeway Technology Consulting Co., Ltd. will not, without the consent of the client enter into any discussion of correspondence with any third party concerning the contents of the report.

In the event of the improper use of the report, The Shenzhen Timeway Technology Consulting Co., Ltd. reserves the rights to withdraw it and to adopt any other remedies which may be appropriate.



Test Plots
Middle Channel



The report refers only to the sample tested and does not apply to the bulk.
This report is issued in confidence to the client and it will be strictly treated as such by the Shenzhen Timeway Technology Consulting Co.,Ltd. It may not be reproduced rather in its entirety or in part and it may not be used for advertizing. The client to whom the report is issued may, however, show or send it . or a certified copy there of prepared by the Shenzhen Timeway Technology Consulting co.,Ltd to his customer. Supplier or others persons directly concerned. Shenzhen Timeway Technology Consulting co.,Ltd will not, without the consent of the client enter into any discussion of correspondence with any third party concerning the contents of the report.
In the event of the improper use of the report. The Shenzhen Timeway Technology Consulting co.,Ltd reserves the rights to withdraw it and to adopt any other remedies which may be appropriate.



10. Number of Hopping Channels

10.1 Regulation

According to §15.247(a)(1)(iii), frequency hopping systems in the 2400-2483.5 MHz band shall use at least 15 channels. The average time of occupancy on any channel shall not be greater than 0.4 seconds within a period of 0.4 seconds multiplied by the number of hopping channels employed. Frequency hopping systems may avoid or suppress transmissions on a particular hopping frequency provided that a minimum of 15 channels are used. According to §15.247(b)(1), for frequency hopping systems operating in the 2400-2483.5 MHz band employing at least 75 non-overlapping hopping channels, and all frequency hopping systems in the 5725-5850 MHz band: 1 watt. For all other frequency hopping systems in the 2400-2483.5 MHz band: 0.125 watts.

10.2 Limits of Number of Hopping Channels

The frequency hopping systems in the 2400-2483.5MHz band shall use at least 15 channels.

10.3 Test Procedure

1. Check the calibration of the measuring instrument using either an internal calibrator or a known signal from an external generator.
2. Set the spectrum analyzer as follows: Span = the frequency band of operation; RBW \geq 1% of the span; VBW \geq RBW; Sweep = auto; Detector function = peak; Trace = max hold
3. Record the number of hopping channels.

10.4 Test Result

| | | | |
|---------------------|----------------------------|---------------|------------|
| EUT | NUU MiniKey | Model | K1 |
| Mode | Keep Transmitting | Input Voltage | DC 3.7V |
| Temperature | 24 deg. C, | Humidity | 56% RH |
| Operating Frequency | Number of hopping channels | Limit | Pass/ Fail |
| 2402-2480MHz | 79 | ≥ 15 | Pass |

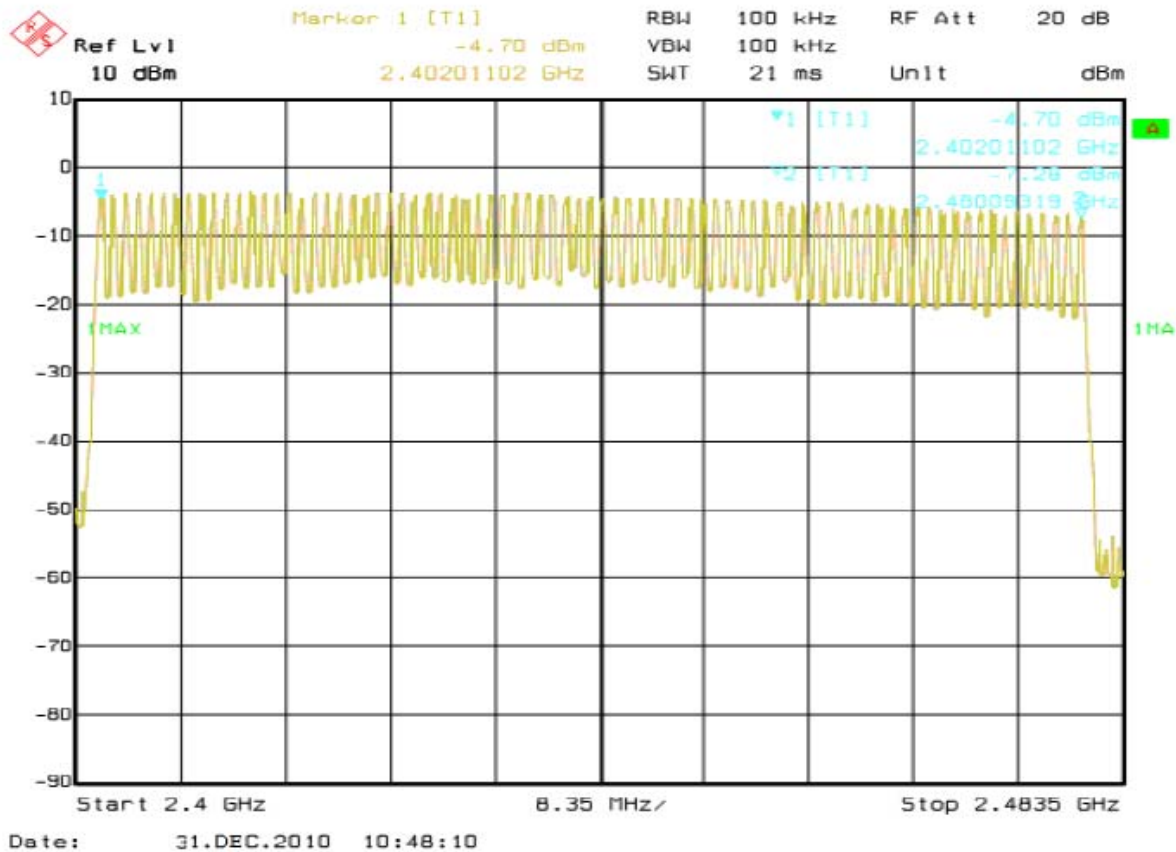
The report refers only to the sample tested and does not apply to the bulk.

This report is issued in confidence to the client and it will be strictly treated as such by the Shenzhen Timeway Technology Consulting Co., Ltd. It may not be reproduced rather in its entirety or in part and it may not be used for advertising. The client to whom the report is issued may, however, show or send it or a certified copy thereof prepared by the Shenzhen Timeway Technology Consulting Co., Ltd to his customer. Supplier or other persons directly concerned. Shenzhen Timeway Technology Consulting Co., Ltd will not, without the consent of the client enter into any discussion of correspondence with any third party concerning the contents of the report.

In the event of the improper use of the report. The Shenzhen Timeway Technology Consulting Co., Ltd reserves the rights to withdraw it and to adopt any other remedies which may be appropriate.



Test Plot



The report refers only to the sample tested and does not apply to the bulk.

This report is issued in confidence to the client and it will be strictly treated as such by the Shenzhen Timeway Technology Consulting Co., Ltd. It may not be reproduced rather in its entirety or in part and it may not be used for advertising. The client to whom the report is issued may, however, show or send it, or a certified copy thereof prepared by the Shenzhen Timeway Technology Consulting Co., Ltd to his customer. Supplier or others persons directly concerned. Shenzhen Timeway Technology Consulting Co., Ltd will not, without the consent of the client enter into any discussion of correspondence with any third party concerning the contents of the report. In the event of the improper use of the report. The Shenzhen Timeway Technology Consulting Co., Ltd reserves the rights to withdraw it and to adopt any other remedies which may be appropriate.



11. Time of Occupancy (Dwell Time)

11.1 Regulation

According to §15.247(a)(1)(iii), frequency hopping systems in the 2400-2483.5 MHz band shall use at least 15 channels. The average time of occupancy on any channel shall not be greater than 0.4 seconds within a period of 0.4 seconds multiplied by the number of hopping channels employed. Frequency hopping systems may avoid or suppress transmissions on a particular hopping frequency provided that a minimum of 15 channels are used.

11.2 Limits of Carrier Frequency Separation

The average time of occupancy on any channel shall not be greater than 0.4 seconds within a period of 0.4 seconds multiplied by the number of hopping channels employed

11.3 Test Procedure

1. Check the calibration of the measuring instrument using either an internal calibrator or a known signal from an external generator.
2. Set the spectrum analyzer as follows: Span = zero span, centered on a hopping channel; RBW = 1 MHz; VBW \geq RBW; Sweep = as necessary to capture the entire dwell time per hopping channel; Detector function = peak; Trace = max hold
3. Measure the dwell time using the marker-delta function.
4. Repeat above procedures until all frequencies measured were complete.
5. Repeat this test for different modes of operation (e.g., data rate, modulation format, etc.), if applicable.

The report refers only to the sample tested and does not apply to the bulk.

This report is issued in confidence to the client and it will be strictly treated as such by the Shenzhen Timeway Technology Consulting Co., Ltd. It may not be reproduced rather in its entirety or in part and it may not be used for advertising. The client to whom the report is issued may, however, show or send it or a certified copy thereof prepared by the Shenzhen Timeway Technology Consulting Co., Ltd to his customer. Supplier or other persons directly concerned. Shenzhen Timeway Technology Consulting Co., Ltd will not, without the consent of the client enter into any discussion of correspondence with any third party concerning the contents of the report. In the event of the improper use of the report. The Shenzhen Timeway Technology Consulting Co., Ltd reserves the rights to withdraw it and to adopt any other remedies which may be appropriate.



11.4 Test Result

| | | | | |
|-------------|-------------------|---------------|---------------|---------|
| EUT | NUU MiniKey | | Model | K1 |
| Mode | Keep Transmitting | | Input Voltage | DC 3.7V |
| Temperature | 24 deg. C, | | Humidity | 56% RH |
| Channel | Reading | Hoping Rate | Actual | Limit |
| Low | 3.054 | 266.667 hop/s | 0.326 | 0.4s |
| Middle | 3.044 | 266.667 hop/s | 0.325 | 0.4s |
| High | 3.044 | 266.667 hop/s | 0.325 | 0.4s |

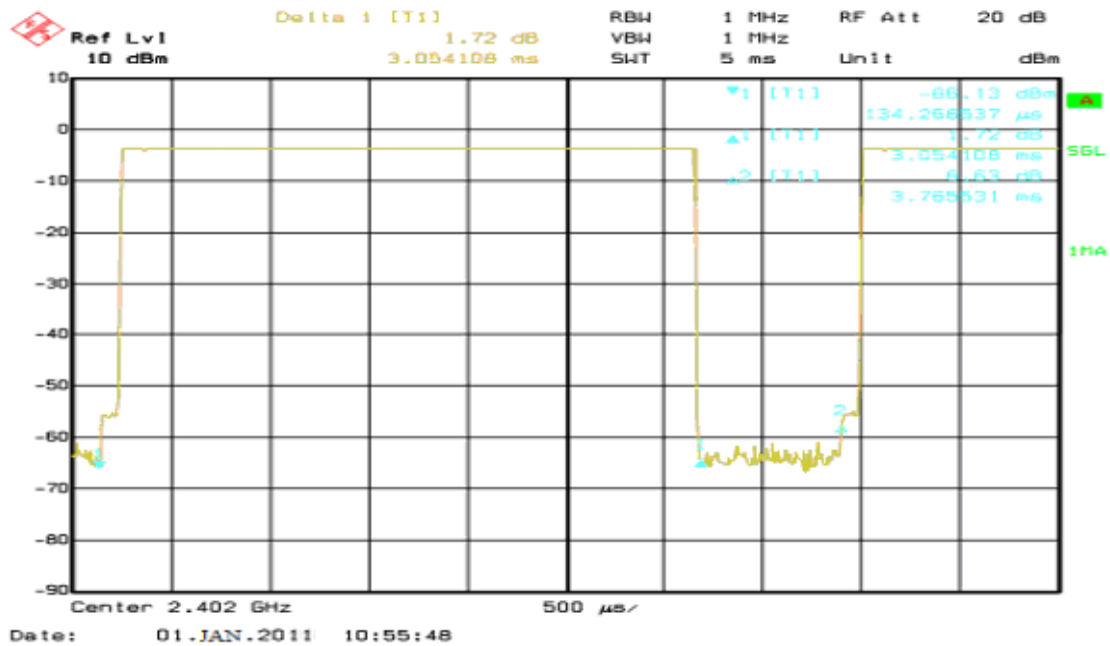
Actual = Reading \times (Hopping rate / Number of channels) \times Test period, Test period = 0.4 [seconds / channel] \times 79 [channel] = 31.6 [seconds] NOTE: The EUT makes worst case 1600 hops per second or 1 time slot has a length of 625 μ s with 79 channels. A DH5 Packet needs 5 time slot for transmitting and 1 time slot for receiving. Then the EUT makes worst case 266.667 hops per second with 79 channels. And the DH5 is the worst case.

The report refers only to the sample tested and does not apply to the bulk.

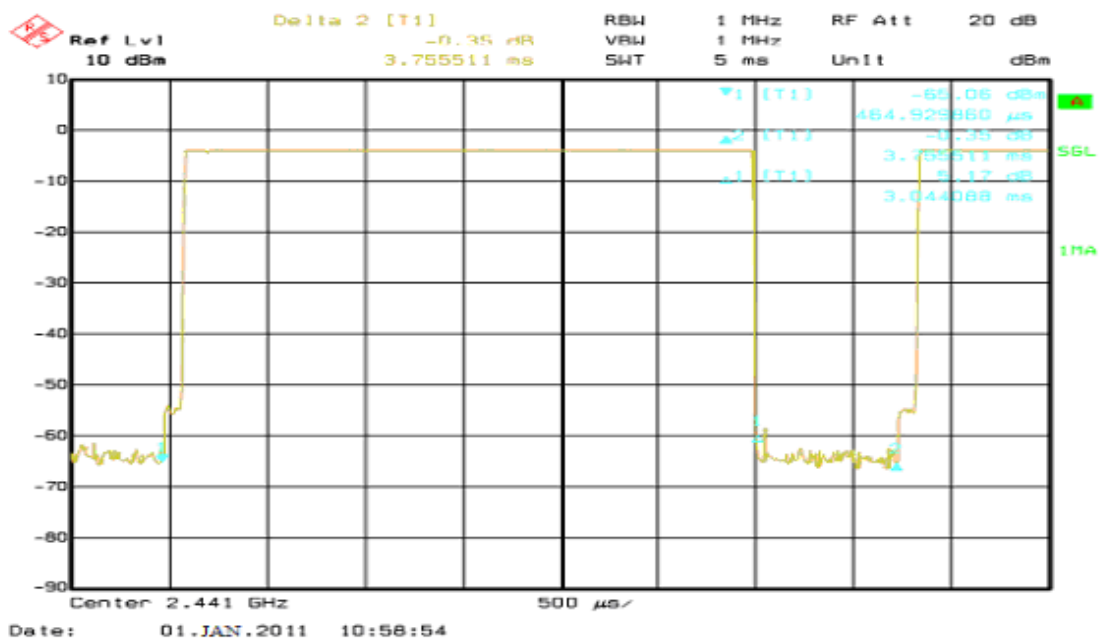
This report is issued in confidence to the client and it will be strictly treated as such by the Shenzhen Timeway Technology Consulting Co., Ltd. It may not be reproduced rather in its entirety or in part and it may not be used for advertising. The client to whom the report is issued may, however, show or send it or a certified copy thereof prepared by the Shenzhen Timeway Technology Consulting Co., Ltd to his customer. Supplier or others persons directly concerned. Shenzhen Timeway Technology Consulting Co., Ltd will not, without the consent of the client enter into any discussion of correspondence with any third party concerning the contents of the report. In the event of the improper use of the report. The Shenzhen Timeway Technology Consulting Co., Ltd reserves the rights to withdraw it and to adopt any other remedies which may be appropriate.



Test Plots:
Low Channel: DH5



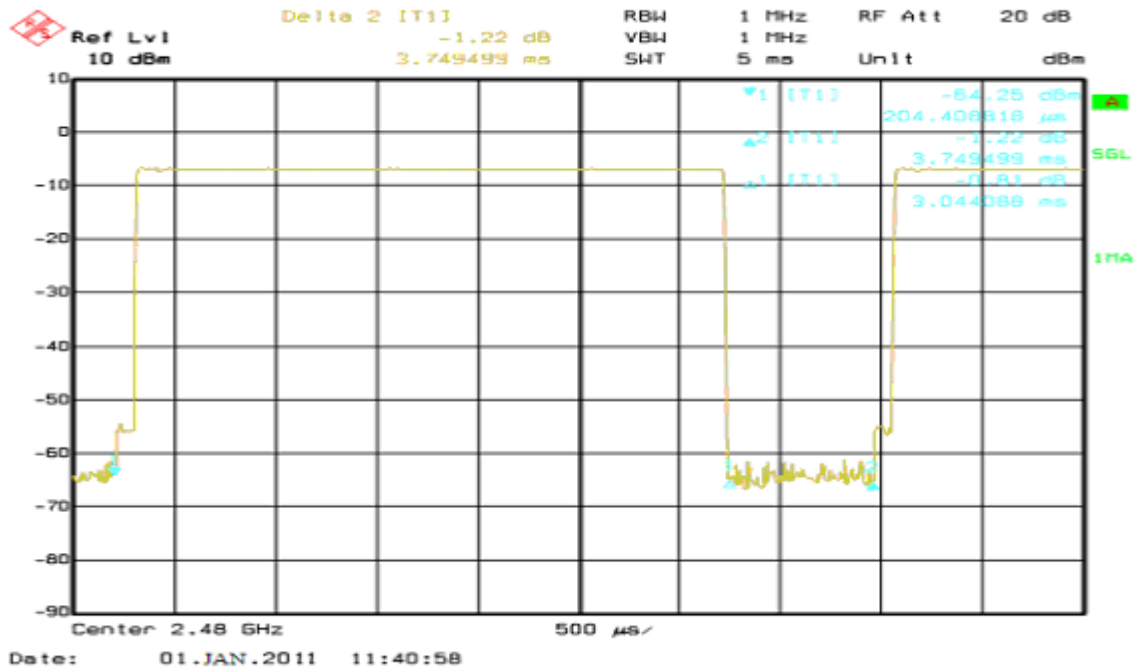
Middle Channel: DH5



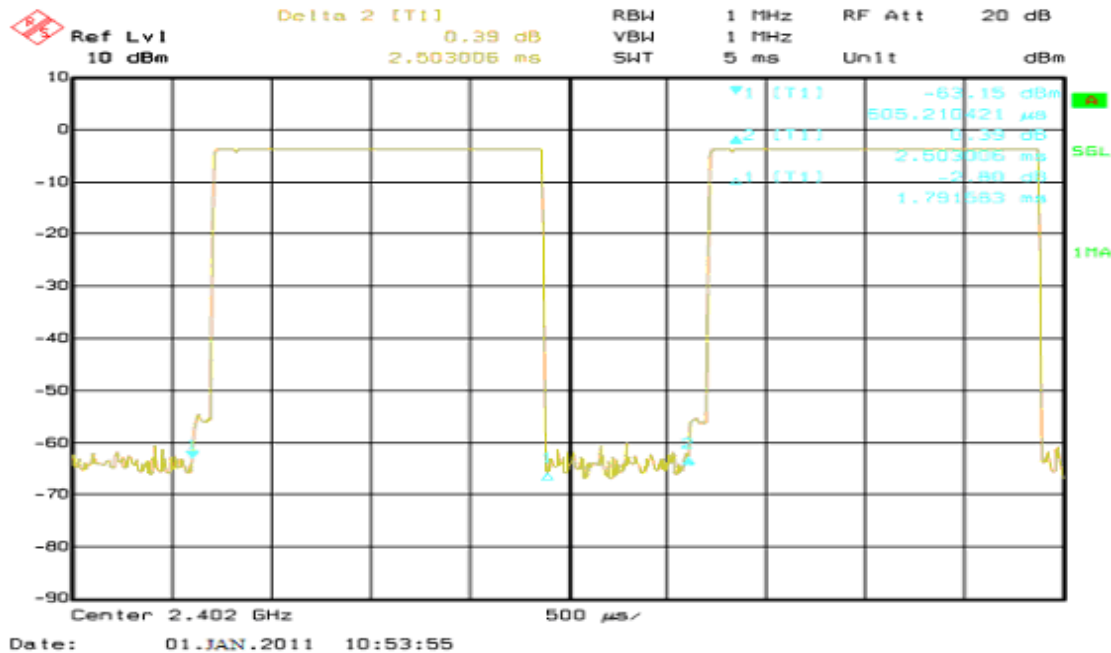
The report refers only to the sample tested and does not apply to the bulk.
This report is issued in confidence to the client and it will be strictly treated as such by the Shenzhen Timeway Technology Consulting Co., Ltd. It may not be reproduced rather in its entirety or in part and it may not be used for advertising. The client to whom the report is issued may, however, show or send it, or a certified copy thereof prepared by the Shenzhen Timeway Technology Consulting Co., Ltd. to his customer. Supplier or other persons directly concerned. Shenzhen Timeway Technology Consulting Co., Ltd. will not, without the consent of the client enter into any discussion of correspondence with any third party concerning the contents of the report.
In the event of the improper use of the report. The Shenzhen Timeway Technology Consulting Co., Ltd. reserves the rights to withdraw it and to adopt any other remedies which may be appropriate.



High Channel: DH5



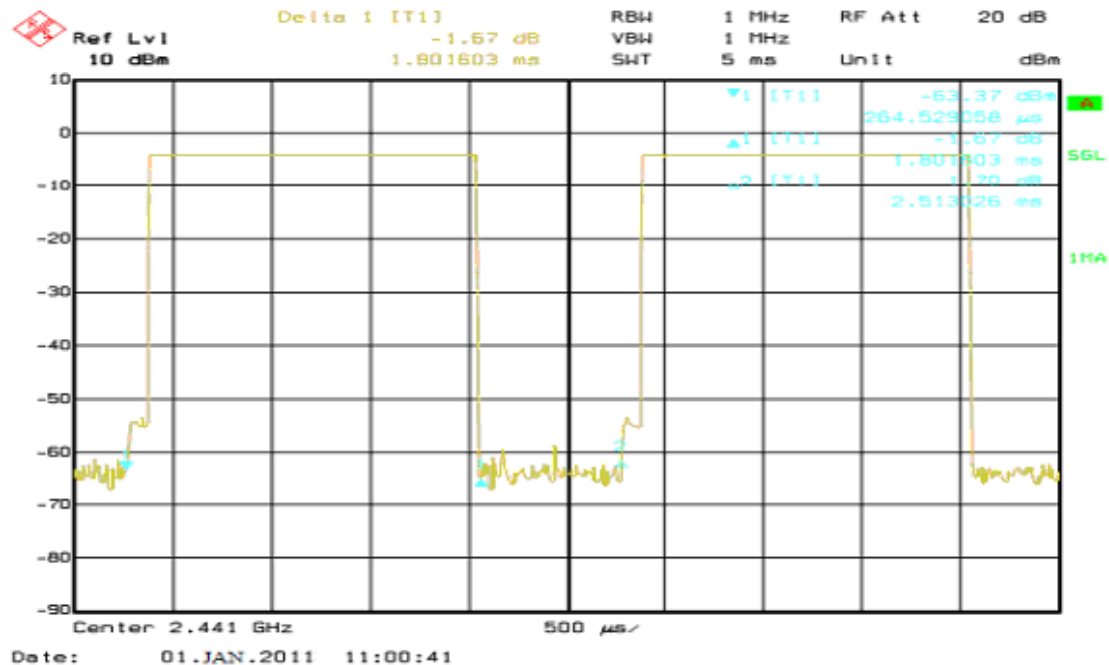
Low Channel: DH3



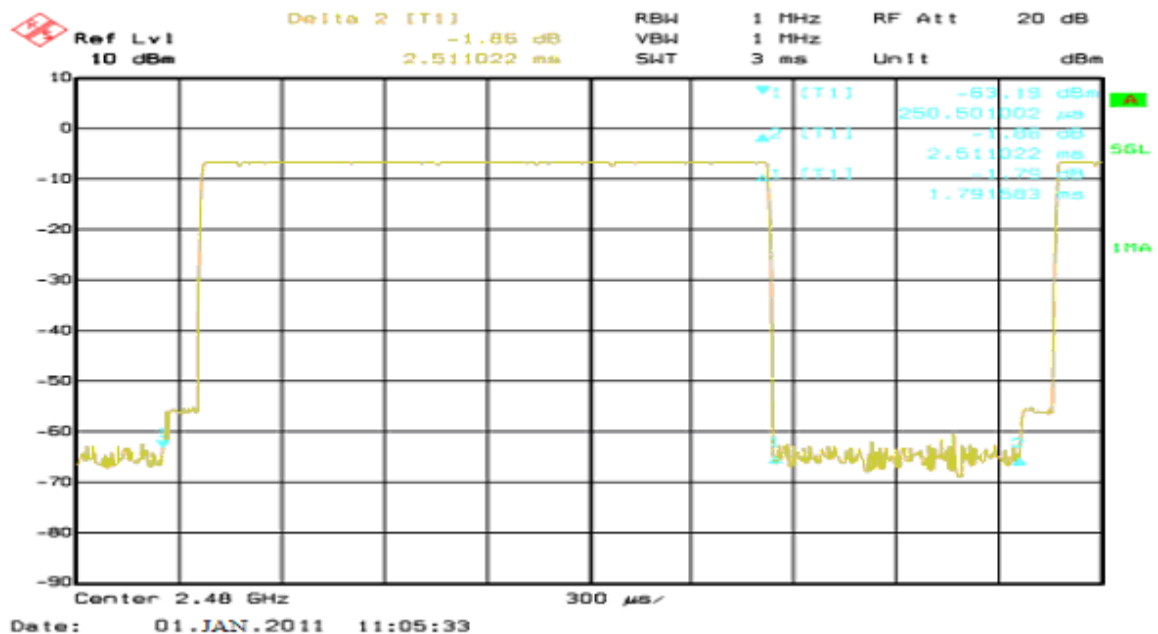
The report refers only to the sample tested and does not apply to the bulk.
This report is issued in confidence to the client and it will be strictly treated as such by the Shenzhen Timeway Technology Consulting Co., Ltd. It may not be reproduced rather in its entirety or in part and it may not be used for advertising. The client to whom the report is issued may, however, show or send it, or a certified copy thereof prepared by the Shenzhen Timeway Technology Consulting Co., Ltd to his customer. Supplier or others persons directly concerned. Shenzhen Timeway Technology Consulting Co., Ltd will not, without the consent of the client enter into any discussion of correspondence with any third party concerning the contents of the report.
In the event of the improper use of the report. The Shenzhen Timeway Technology Consulting Co., Ltd reserves the rights to withdraw it and to adopt any other remedies which may be appropriate.



Middle Channel: DH3



High Channel: DH3

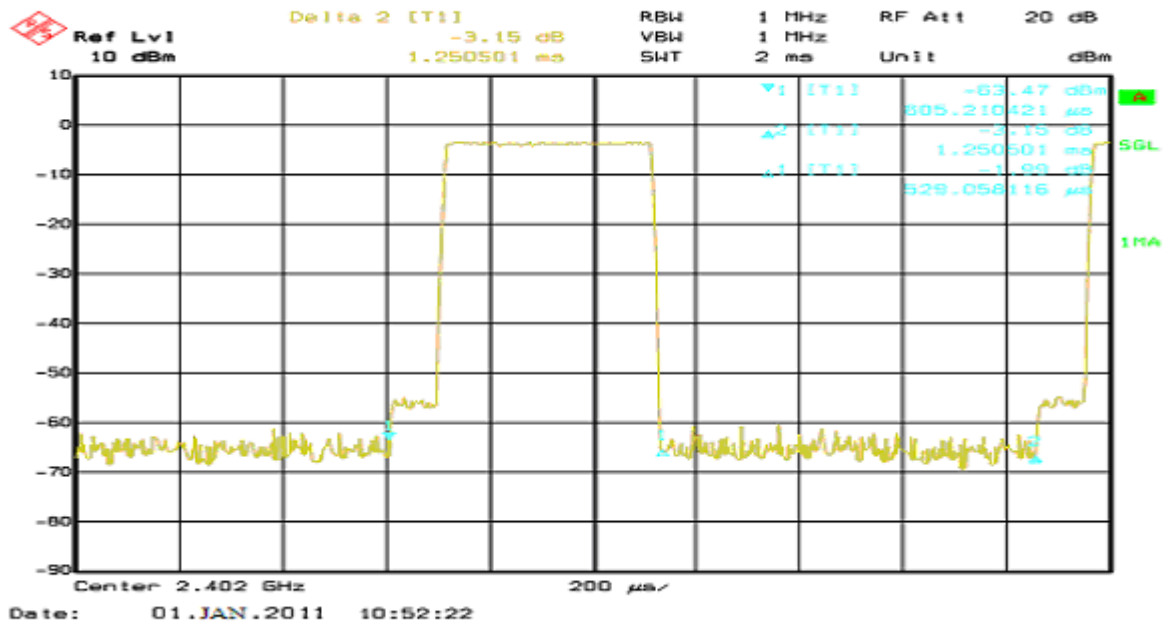


The report refers only to the sample tested and does not apply to the bulk.

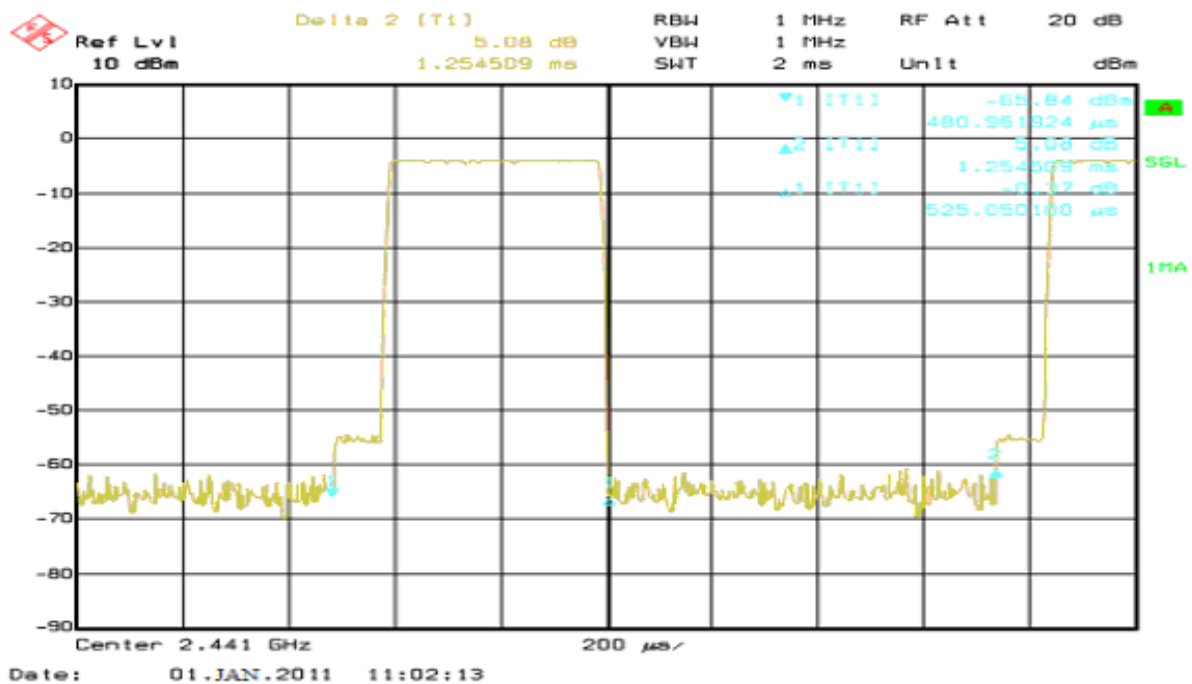
This report is issued in confidence to the client and it will be strictly treated as such by the Shenzhen Timeway Technology Consulting Co., Ltd. It may not be reproduced rather in its entirety or in part and it may not be used for advertising. The client to whom the report is issued may, however, show or send it, or a certified copy thereof prepared by the Shenzhen Timeway Technology Consulting Co., Ltd to his customer. Supplier or others persons directly concerned. Shenzhen Timeway Technology Consulting Co., Ltd will not, without the consent of the client enter into any discussion of correspondence with any third party concerning the contents of the report. In the event of the improper use of the report. The Shenzhen Timeway Technology Consulting Co., Ltd reserves the rights to withdraw it and to adopt any other remedies which may be appropriate.



Low Channel: DH1



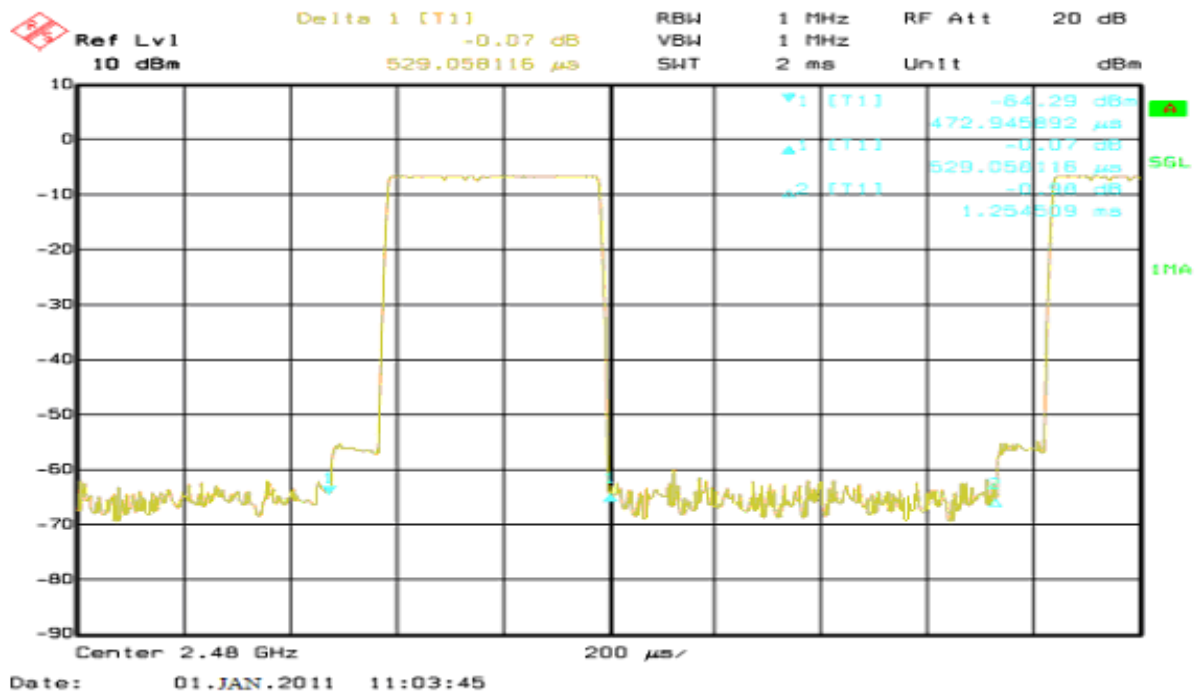
Middle Channel: DH1



The report refers only to the sample tested and does not apply to the bulk.
This report is issued in confidence to the client and it will be strictly treated as such by the Shenzhen Timeway Technology Consulting Co., Ltd. It may not be reproduced rather in its entirety or in part and it may not be used for advertising. The client to whom the report is issued may, however, show or send it, or a certified copy thereof prepared by the Shenzhen Timeway Technology Consulting Co., Ltd. to his customer. Supplier or others persons directly concerned. Shenzhen Timeway Technology Consulting Co., Ltd. will not, without the consent of the client enter into any discussion of correspondence with any third party concerning the contents of the report.
In the event of the improper use of the report. The Shenzhen Timeway Technology Consulting Co., Ltd. reserves the rights to withdraw it and to adopt any other remedies which may be appropriate.



High Channel: DH1:

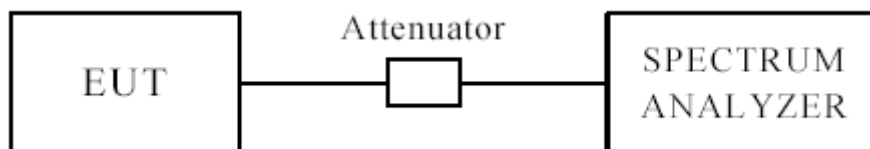


The report refers only to the sample tested and does not apply to the bulk.
This report is issued in confidence to the client and it will be strictly treated as such by the Shenzhen Timeway Technology Consulting Co., Ltd. It may not be reproduced rather in its entirety or in part and it may not be used for advertising. The client to whom the report is issued may, however, show or send it, or a certified copy thereof prepared by the Shenzhen Timeway Technology Consulting Co., Ltd to his customer. Supplier or others persons directly concerned. Shenzhen Timeway Technology Consulting Co., Ltd will not, without the consent of the client enter into any discussion of correspondence with any third party concerning the contents of the report.
In the event of the improper use of the report. The Shenzhen Timeway Technology Consulting Co., Ltd reserves the rights to withdraw it and to adopt any other remedies which may be appropriate.



12 Out of Band Measurement

12.1 Test Setup



The restricted band requirement based on radiated emission test; please see the clause 6 for the test setup

12.2 Limits of Out of Band Emissions Measurement

1. Below -20dB of the highest emission level of operating band (in 100kHz Resolution Bandwidth).
2. Fall in the restricted bands listed in section 15.205. The maximum permitted average field strength is listed in section 15.209.

12.3 Test Procedure

For signals in the restricted bands above and below the 2.4-2.483GHz allocated band a measurement was made of radiated emission test. (Peak values with $\text{RBW}=\text{VBW}=1\text{MHz}$ and PK detector. AV value with $\text{RBW}=1\text{MHz}$, $\text{VBW}=10\text{Hz}$ and PK detector)

For bandage test, the spectrum set as follows: $\text{RBW}=\text{VBW}=100\text{ kHz}$. A conducted measurement used

The report refers only to the sample tested and does not apply to the bulk.

This report is issued in confidence to the client and it will be strictly treated as such by the Shenzhen Timeway Technology Consulting Co., Ltd. It may not be reproduced rather in its entirety or in part and it may not be used for advertising. The client to whom the report is issued may, however, show or send it or a certified copy thereof prepared by the Shenzhen Timeway Technology Consulting Co., Ltd to his customer. Supplier or others persons directly concerned. Shenzhen Timeway Technology Consulting Co., Ltd will not, without the consent of the client enter into any discussion of correspondence with any third party concerning the contents of the report.

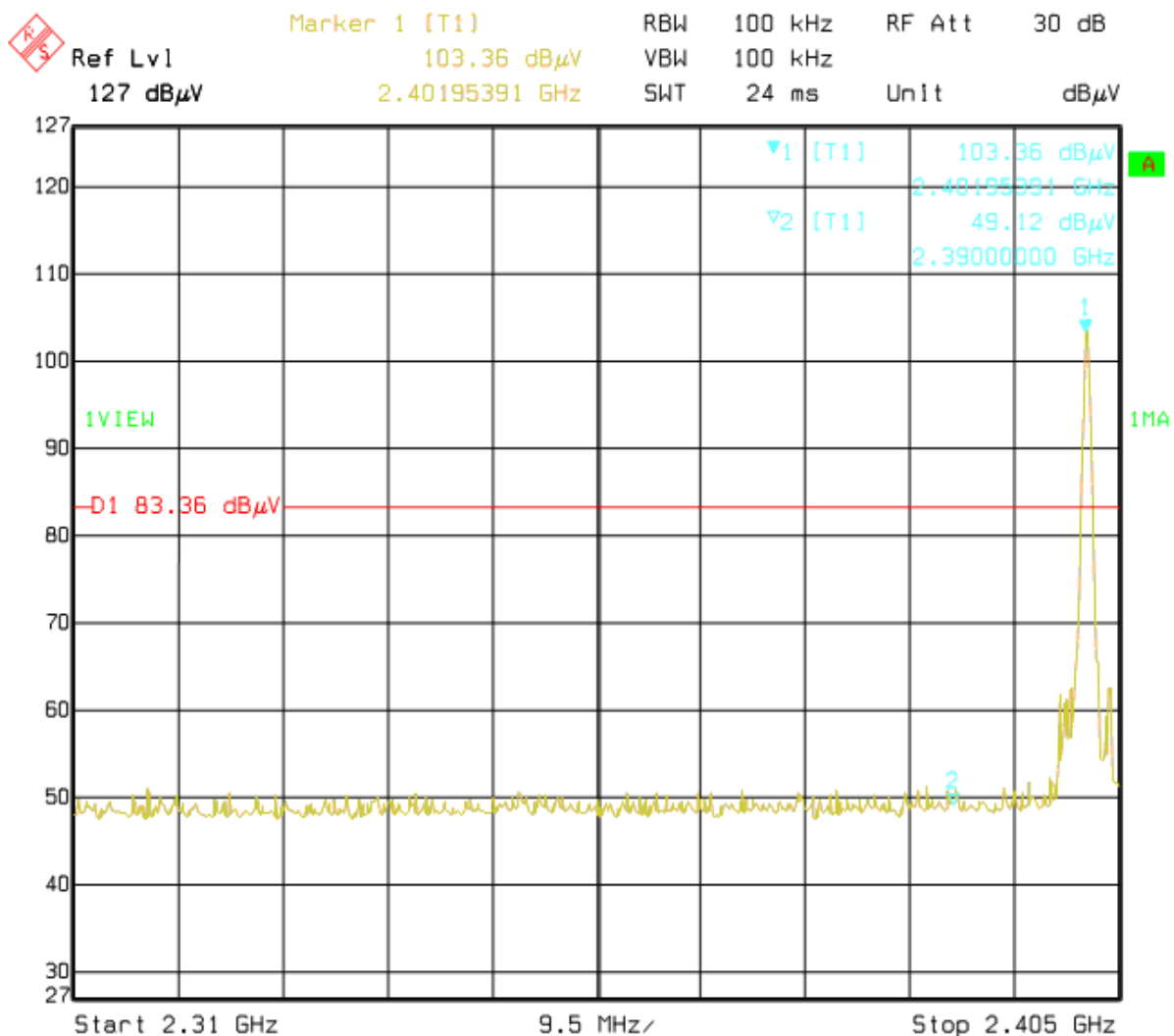
In the event of the improper use of the report. The Shenzhen Timeway Technology Consulting Co., Ltd reserves the rights to withdraw it and to adopt any other remedies which may be appropriate.



12.4 Out of Band Test Result

| | | | | |
|--------------------------------------|-----------------------------------|------------------|---------------|-------------|
| Product: | NUU MiniKey | | Test Mode: | Low Channel |
| Mode | Keeping Transmitting Under Low CH | | Input Voltage | DC 3.7V |
| Temperature | 24 deg. C | | Humidity | 56% RH |
| Test Result: | Pass | | Detector | PK |
| The Max. FS in Restrict Band 2390MHz | PK (dBμV/m) | 38.5 (V) 37.8(H) | Limit | 74(dBμV/m) |
| | AV(dBμV/m) | -- | | 54(dBμV/m) |

Test Figure:



Date: 01.JAN.2011 14:00:47

Note: The Max. FS in Restrict Band are measured in conventional method.

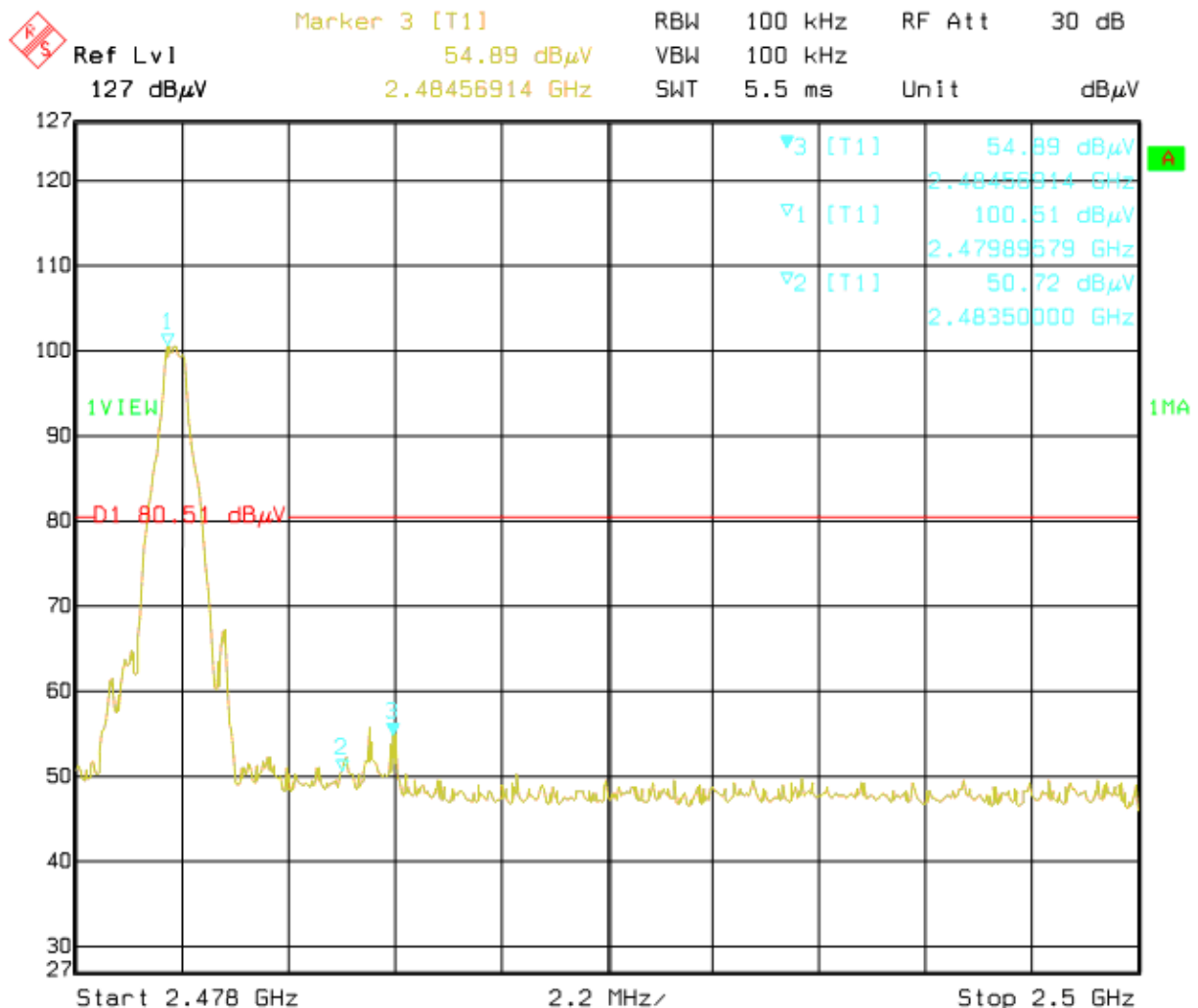
The report refers only to the sample tested and does not apply to the bulk.
This report is issued in confidence to the client and it will be strictly treated as such by the Shenzhen Timeway Technology Consulting Co., Ltd. It may not be reproduced rather in its entirety or in part and it may not be used for advertising. The client to whom the report is issued may, however, show or send it, or a certified copy thereof prepared by the Shenzhen Timeway Technology Consulting Co., Ltd to his customer. Supplier or others persons directly concerned. Shenzhen Timeway Technology Consulting Co., Ltd will not, without the consent of the client enter into any discussion of correspondence with any third party concerning the contents of the report.
In the event of the improper use of the report. The Shenzhen Timeway Technology Consulting Co., Ltd reserves the rights to withdraw it and to adopt any other remedies which may be appropriate.



12.4 Out of Band Test Result

| | | | | |
|---|------------------------------------|------------------|---------------|--------------|
| Product: | NUU MiniKey | | Test Mode: | High Channel |
| Mode | Keeping Transmitting Under High CH | | Input Voltage | DC 3.7V |
| Temperature | 24 deg. C, | | Humidity | 56% RH |
| Test Result: | Pass | | Detector | PK |
| The Max. FS in Restrict Band 2484.5MHz | PK (dBμV/m) | 39.8 (V) 39.2(H) | Limit | 74(dBμV/m) |
| | AV(dBμV/m) | -- | | 54(dBμV/m) |

Test Figure:



Date: 01.JAN.2011 14:03:17

Note: The Max. FS in Restrict Band are measured in conventional method.

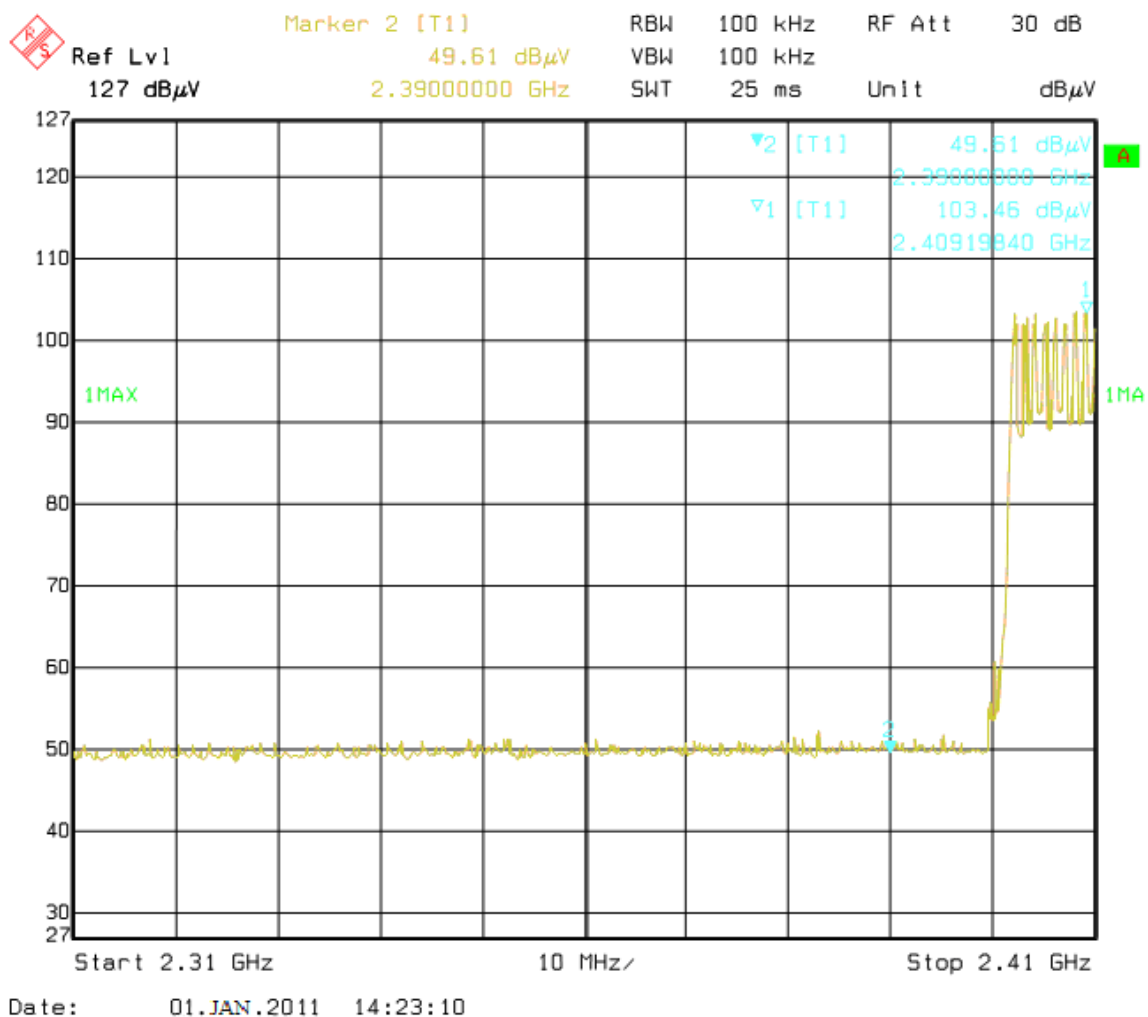
The report refers only to the sample tested and does not apply to the bulk.
This report is issued in confidence to the client and it will be strictly treated as such by the Shenzhen Timeway Technology Consulting Co., Ltd. It may not be reproduced rather in its entirety or in part and it may not be used for advertising. The client to whom the report is issued may, however, show or send it, or a certified copy thereof prepared by the Shenzhen Timeway Technology Consulting Co., Ltd. to his customer. Supplier or other persons directly concerned. Shenzhen Timeway Technology Consulting Co., Ltd. will not, without the consent of the client enter into any discussion of correspondence with any third party concerning the contents of the report.
In the event of the improper use of the report. The Shenzhen Timeway Technology Consulting Co., Ltd. reserves the rights to withdraw it and to adopt any other remedies which may be appropriate.



12.4 Out of Band Test Result

| | | | | |
|--------------------------------------|--------------|------------------|---------------|--------------|
| Product: | NUU MiniKey | | Test Mode: | High Channel |
| Mode | Hopping Mode | | Input Voltage | DC 3.7V |
| Temperature | 24 deg. C, | | Humidity | 56% RH |
| Test Result: | Pass | | Detector | PK |
| The Max. FS in Restrict Band 2390MHz | PK (dBμV/m) | 39.1 (V) 38.2(H) | Limit | 74(dBμV/m) |
| | AV(dBμV/m) | -- | | 54(dBμV/m) |

Test Figure:



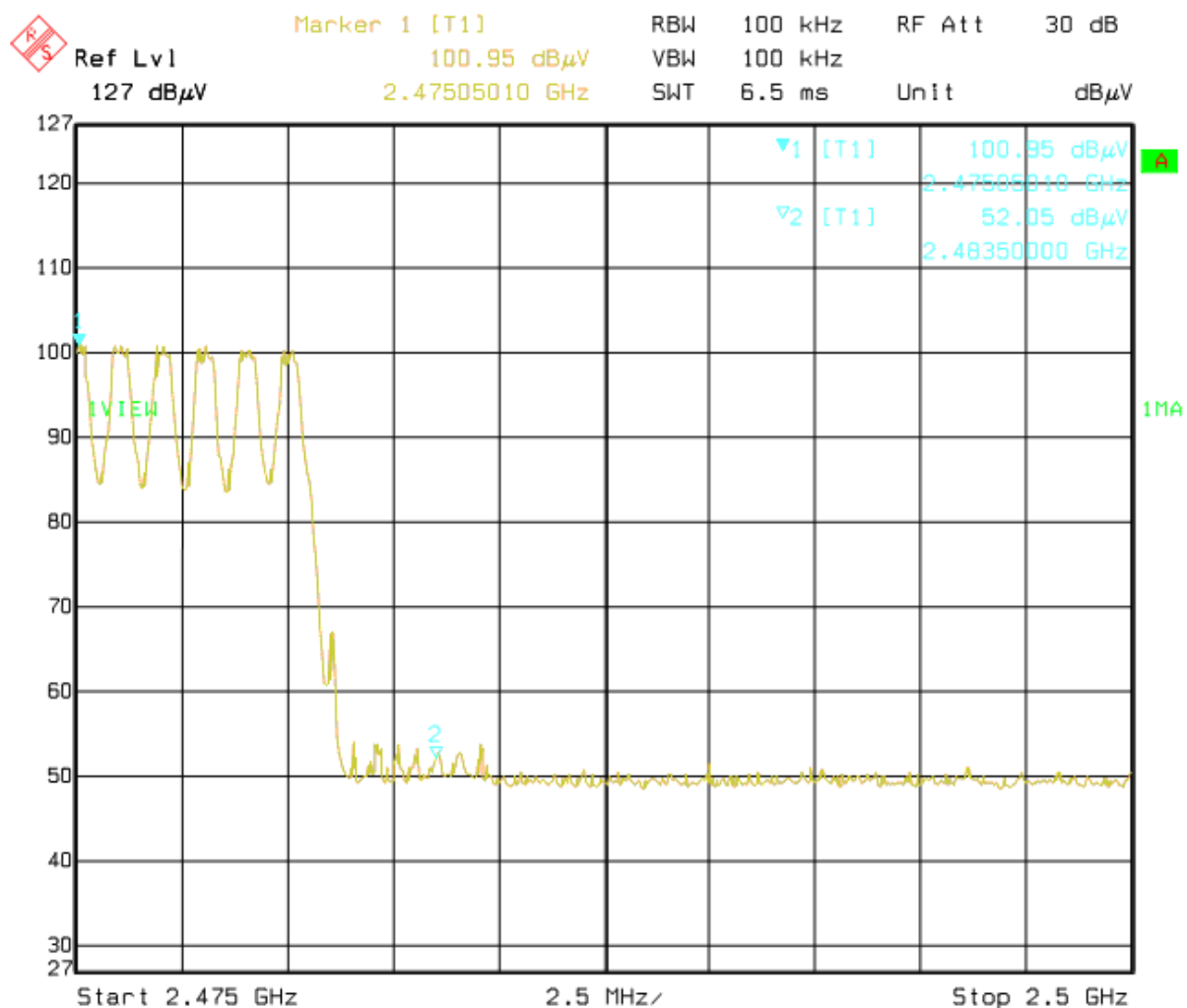
Note: The Max. FS in Restrict Band are measured in conventional method.



12.4 Out of Band Test Result

| | | | | |
|--|--------------|-----------------|---------------|--------------|
| Product: | NUU MiniKey | | Test Mode: | High Channel |
| Mode | Hopping Mode | | Input Voltage | DC 3.7V |
| Temperature | 24 deg. C, | | Humidity | 56% RH |
| Test Result: | Pass | | Detector | PK |
| The Max. FS in Restrict Band 2483.5MHz | PK (dBμV/m) | 39.6(V) 38.7(H) | Limit | 74(dBμV/m) |
| | AV(dBμV/m) | -- | | 54(dBμV/m) |

Test Figure:



Date: 01.JAN.2011 14:21:12

Note: The Max. FS in Restrict Band are measured in conventional method.

The report refers only to the sample tested and does not apply to the bulk.

This report is issued in confidence to the client and it will be strictly treated as such by the Shenzhen Timeway Technology Consulting Co., Ltd. It may not be reproduced rather in its entirety or in part and it may not be used for advertising. The client to whom the report is issued may, however, show or send it or a certified copy thereof prepared by the Shenzhen Timeway Technology Consulting Co., Ltd to his customer. Supplier or others persons directly concerned. Shenzhen Timeway Technology Consulting Co., Ltd will not, without the consent of the client enter into any discussion of correspondence with any third party concerning the contents of the report.

In the event of the improper use of the report. The Shenzhen Timeway Technology Consulting Co., Ltd reserves the rights to withdraw it and to adopt any other remedies which may be appropriate.



13.0 Antenna Requirement

13.1 Standard Applicable

For intentional device, according to FCC 47 CFR Section 15.203, an intentional radiator shall be designed to ensure that no antenna other than that furnished by the responsible party shall be used with the device.

And according to FCC 47 CFR Section 15.247 (b), if transmitter antennas of directional gain greater than 6 dBi are used, the power shall be reduced by the amount in dB that the directional gain of the antenna exceeds 6 dBi.

13.2 Antenna Connected construction

There is a printed antenna, and the maximum Gain of this antenna is 2dBi.

The report refers only to the sample tested and does not apply to the bulk.

This report is issued in confidence to the client and it will be strictly treated as such by the Shenzhen Timeway Technology Consulting Co., Ltd. It may not be reproduced in its entirety or in part and it may not be used for advertising. The client to whom the report is issued may, however, show or send it, or a certified copy thereof prepared by the Shenzhen Timeway Technology Consulting Co., Ltd. to his customer. Supplier or other persons directly concerned. Shenzhen Timeway Technology Consulting Co., Ltd. will not, without the consent of the client enter into any discussion of correspondence with any third party concerning the contents of the report.

In the event of the improper use of the report, the Shenzhen Timeway Technology Consulting Co., Ltd. reserves the rights to withdraw it and to adopt any other remedies which may be appropriate.



14.0 RF Exposure

Applicable Standard

According to §1.1307(b)(5), systems operating under the provisions of this section shall be operated in a manner that ensure that the public is not exposed to radio frequency energy level in excess of the Commission's guideline.

This is a Portable device. **KDB616217 was used as the guidance.**

According to §1.1310 and §2.1093 RF exposure is calculated.

Measurement Result

This is a NUU MiniKey and the conducted output power is -3.35dBm (0.462mW), so the EIRP is $1.585 \times 0.462 = 0.732\text{mW}$ which is lower than low threshold $60/\text{fGHz mW}$ ($60/2.462\text{GHz} = 24.37\text{ mW}$), and the antenna is 2.0dBi which is less than 6dBi.

The SAR measurement is not necessary.

The report refers only to the sample tested and does not apply to the bulk.

This report is issued in confidence to the client and it will be strictly treated as such by the Shenzhen Timeway Technology Consulting Co., Ltd. It may not be reproduced rather in its entirety or in part and it may not be used for advertising. The client to whom the report is issued may, however, show or send it or a certified copy thereof prepared by the Shenzhen Timeway Technology Consulting Co., Ltd to his customer. Supplier or other persons directly concerned. Shenzhen Timeway Technology Consulting Co., Ltd will not, without the consent of the client enter into any discussion of correspondence with any third party concerning the contents of the report.

In the event of the improper use of the report. The Shenzhen Timeway Technology Consulting Co., Ltd reserves the rights to withdraw it and to adopt any other remedies which may be appropriate.



15.0 Compliance Requirement for RX Input bandwidth and Hopping capability

15.1 General

This product, NUU MiniKey, is a Bluetooth device. The product operates in 2400 to 2483.5 MHz band. The channel is represented by a pseudo-random hopping sequence through the 79 channels. The channel is divided into time slots, with a nominal slot length of 625 μ s, where each slot corresponds to different RF hop frequencies. The nominal hop rate is 1600 hops/s.

The control signals and data in the Bluetooth Chipset are modulated and processed and then pass the PA in it. They will be transmitted from ANT through the BCM2042 to another Bluetooth device. The RF signal from other Bluetooth devices is received via ANT. And they go through internal BCM2042 into the chip. They are magnified by internal LN2054 in the chip. The power settings and crystal trim are stored in internal flash. The product is powered from a Li-Po battery and uses an integral chip antenna. No external ground is required

15.2 Co-ordination of the hopping sequence in data mode to avoid simultaneous occupancy by multiple transmitters:

Bluetooth units which want to communicate with other units must be organized in a structure called piconet. This piconet consist of max. 8 Bluetooth units. One unit is the master the other seven are the slaves. The master co-ordinates frequency occupation in this piconet for all units. As the master hop sequence is derived from it's BD address which is unique for every Bluetooth device, additional masters intending to establish new piconets will always use different hop sequences.

Example of a hopping sequence in data mode:

Example of a 79 hopping sequence in data mode: 40, 21, 44, 23, 42, 53, 46, 55, 48, 33, 52, 35, 50, 65, 54, 67, 56, 37, 60, 39, 58, 69, 62, 71, 64, 25, 68, 27, 66, 57, 70, 59, 72, 29, 76, 31, 74, 61, 78, 63, 01, 41, 05, 43, 03, 73, 07, 75, 09, 45, 13, 47, 11, 77, 15, 00, 64, 49, 66, 53, 68, 02, 70, 06, 01, 51, 03, 55, 05, 04

15.3 Equally average use of frequencies in data mode and short transmissions:

The generation of the hopping sequence in connection mode depends essentially on two input values:

- 1 LAP/UAP of the master of the connection
- 2 Internal master clock

The LAP (lower address part) are the 24 LSB's of the 48 BD_ADDRESS. The BD_ADDRESS is an unambiguous number of every Bluetooth unit. The UAP (upper address part) are the 24 MSB's of the 48 BD_ADDRESS. The internal clock of a Bluetooth unit is derived from a free running clock which is never adjusted and is never turned off. For synchronization with other units, only the offsets are used. It has no relation to the time of the day. Its resolution is at least half the RX/TX slot length of 312.5 μ s. The clock has a cycle of about one day (23h30). In most case it is implemented as 28 bit counter. For the deriving of the hopping sequence the entire LAP (24 bits), 4 LSB's (4 bits) (Input 1) and the 27 MSB's of the clock (Input 2) are used. With this input values different mathematical procedures (permutations, additions, XOR-operations) are performed to generate the sequence. This will be done at the

The report refers only to the sample tested and does not apply to the bulk.

This report is issued in confidence to the client and it will be strictly treated as such by the Shenzhen Timeway Technology Consulting Co., Ltd. It may not be reproduced rather in its entirety or in part and it may not be used for advertising. The client to whom the report is issued may, however, show or send it, or a certified copy thereof prepared by the Shenzhen Timeway Technology Consulting Co., Ltd to his customer. Supplier or others persons directly concerned. Shenzhen Timeway Technology Consulting Co., Ltd will not, without the consent of the client enter into any discussion of correspondence with any third party concerning the contents of the report.

In the event of the improper use of the report. The Shenzhen Timeway Technology Consulting Co., Ltd reserves the rights to withdraw it and to adopt any other remedies which may be appropriate.



beginning of every new transmission. Regarding short transmissions, the Bluetooth system has the following behavior: The first connection between the two devices is established, a hopping sequence is generated. For transmitting the wanted data, the complete hopping sequence is not used and the connection ends. The second connection will be established. A new hopping sequence is generated. Due to the fact that the Bluetooth clock has a different value, because the period between the two transmission is longer (and it cannot be shorter) than the minimum resolution of the clock (312.5 μ s). The hopping sequence will always differ from the first one.

15.4 Receiver input bandwidth, synchronization and repeated single or multiple packets:

The input bandwidth of the receiver is 1 MHz. In every connection, one Bluetooth device is the master and the other one is the slave. The master determines the hopping sequence. The slave follows this sequence. Both devices shift between RX and TX time slot according to the clock of the master. Additionally the type of connection (e.g. single or multi-slot packet) is set up at the beginning of the connection. The master adapts its hopping frequency and its TX/RX timing is according to the packet type of the connection. Also, the slave of the connection uses these settings. Repeating of a packet has no influence on the hopping sequence. The hopping sequence generated by the master of the connection will be followed in any case. That means, a repeated packet will not be send on the same frequency, it is send on the next frequency of the hopping sequence.

The report refers only to the sample tested and does not apply to the bulk.

This report is issued in confidence to the client and it will be strictly treated as such by the Shenzhen Timeway Technology Consulting Co., Ltd. It may not be reproduced rather in its entirety or in part and it may not be used for advertising. The client to whom the report is issued may, however, show or send it or a certified copy thereof prepared by the Shenzhen Timeway Technology Consulting Co., Ltd to his customer. Supplier or other persons directly concerned. Shenzhen Timeway Technology Consulting Co., Ltd will not, without the consent of the client enter into any discussion of correspondence with any third party concerning the contents of the report. In the event of the improper use of the report. The Shenzhen Timeway Technology Consulting Co., Ltd reserves the rights to withdraw it and to adopt any other remedies which may be appropriate.




16.0 FCC ID Label

FCC ID: YQB0SCI1000002

This device complies with part 15 of the FCC rules. Operation is subject to the following two conditions (1) this device may not cause harmful interference, and (2) this device must accept any interference received, including interference that may cause undesired operation.

The label must not be a stick-on paper label. The label on these products must be permanently affixed to the product and readily visible at the time of purchase and must last the expected lifetime of the equipment not be readily detachable.

Mark Location:



The report refers only to the sample tested and does not apply to the bulk.

This report is issued in confidence to the client and it will be strictly treated as such by the Shenzhen Timeway Technology Consulting Co., Ltd. It may not be reproduced in its entirety or in part and it may not be used for advertising. The client to whom the report is issued may, however, show or send it, or a certified copy thereof prepared by the Shenzhen Timeway Technology Consulting Co., Ltd. to his customer. Supplier or other persons directly concerned. Shenzhen Timeway Technology Consulting Co., Ltd. will not, without the consent of the client enter into any discussion of correspondence with any third party concerning the contents of the report. In the event of the improper use of the report, the Shenzhen Timeway Technology Consulting Co., Ltd. reserves the rights to withdraw it and to adopt any other remedies which may be appropriate.



17.0 Photo of testing

17.1 Conducted test View



The report refers only to the sample tested and does not apply to the bulk.

This report is issued in confidence to the client and it will be strictly treated as such by the Shenzhen Timeway Technology Consulting Co., Ltd. It may not be reproduced rather in its entirety or in part and it may not be used for advertising. The client to whom the report is issued may, however, show or send it, or a certified copy thereof prepared by the Shenzhen Timeway Technology Consulting Co., Ltd. to his customer. Supplier or other persons directly concerned. Shenzhen Timeway Technology Consulting Co., Ltd. will not, without the consent of the client enter into any discussion of correspondence with any third party concerning the contents of the report. In the event of the improper use of the report, the Shenzhen Timeway Technology Consulting Co., Ltd. reserves the rights to withdraw it and to adopt any other remedies which may be appropriate.



17.2 Emission Radiated test View



The report refers only to the sample tested and does not apply to the bulk.

This report is issued in confidence to the client and it will be strictly treated as such by the Shenzhen Timeway Technology Consulting Co., Ltd. It may not be reproduced rather in its entirety or in part and it may not be used for advertising. The client to whom the report is issued may, however, show or send it, or a certified copy thereof prepared by the Shenzhen Timeway Technology Consulting Co., Ltd. to his customer. Supplier or other persons directly concerned. Shenzhen Timeway Technology Consulting Co., Ltd. will not, without the consent of the client enter into any discussion of correspondence with any third party concerning the contents of the report. In the event of the improper use of the report. The Shenzhen Timeway Technology Consulting Co., Ltd. reserves the rights to withdraw it and to adopt any other remedies which may be appropriate.



17.3 Photo for the EUT

Outside View



The report refers only to the sample tested and does not apply to the bulk.

This report is issued in confidence to the client and it will be strictly treated as such by the Shenzhen Timeway Technology Consulting Co., Ltd. It may not be reproduced rather in its entirety or in part and it may not be used for advertising. The client to whom the report is issued may, however, show or send it, or a certified copy thereof prepared by the Shenzhen Timeway Technology Consulting Co., Ltd. to his customer. Supplier or other persons directly concerned. Shenzhen Timeway Technology Consulting Co., Ltd. will not, without the consent of the client enter into any discussion of correspondence with any third party concerning the contents of the report. In the event of the improper use of the report, the Shenzhen Timeway Technology Consulting Co., Ltd. reserves the rights to withdraw it and to adopt any other remedies which may be appropriate.



The report refers only to the sample tested and does not apply to the bulk.

This report is issued in confidence to the client and it will be strictly treated as such by the Shenzhen Timeway Technology Consulting Co., Ltd. It may not be reproduced rather in its entirety or in part and it may not be used for advertising. The client to whom the report is issued may, however, show or send it, or a certified copy thereof prepared by the Shenzhen Timeway Technology Consulting Co., Ltd. to his customer. Supplier or other persons directly concerned. Shenzhen Timeway Technology Consulting Co., Ltd. will not, without the consent of the client enter into any discussion of correspondence with any third party concerning the contents of the report.



In the event of the improper use of the report, The Shenzhen Timeway Technology Consulting Co., Ltd. reserves the rights to withdraw it and to adopt any other remedies which may be appropriate.



The report refers only to the sample tested and does not apply to the bulk.

This report is issued in confidence to the client and it will be strictly treated as such by the Shenzhen Timeway Technology Consulting Co., Ltd. It may not be reproduced rather in its entirety or in part and it may not be used for advertising. The client to whom the report is issued may, however, show or send it, or a certified copy thereof prepared by the Shenzhen Timeway Technology Consulting Co., Ltd. to his customer. Supplier or other persons directly concerned. Shenzhen Timeway Technology Consulting Co., Ltd. will not, without the consent of the client enter into any discussion of correspondence with any third party concerning the contents of the report.

In the event of the improper use of the report, The Shenzhen Timeway Technology Consulting Co., Ltd. reserves the rights to withdraw it and to adopt any other remedies which may be appropriate.



End of the report

The report refers only to the sample tested and does not apply to the bulk.

This report is issued in confidence to the client and it will be strictly treated as such by the Shenzhen Timeway Technology Consulting Co., Ltd. It may not be reproduced in its entirety or in part and it may not be used for advertising. The client to whom the report is issued may, however, show or send it, or a certified copy thereof prepared by the Shenzhen Timeway Technology Consulting Co., Ltd. to his customer. Supplier or other persons directly concerned. Shenzhen Timeway Technology Consulting Co., Ltd. will not, without the consent of the client enter into any discussion of correspondence with any third party concerning the contents of the report. In the event of the improper use of the report, the Shenzhen Timeway Technology Consulting Co., Ltd. reserves the rights to withdraw it and to adopt any other remedies which may be appropriate.