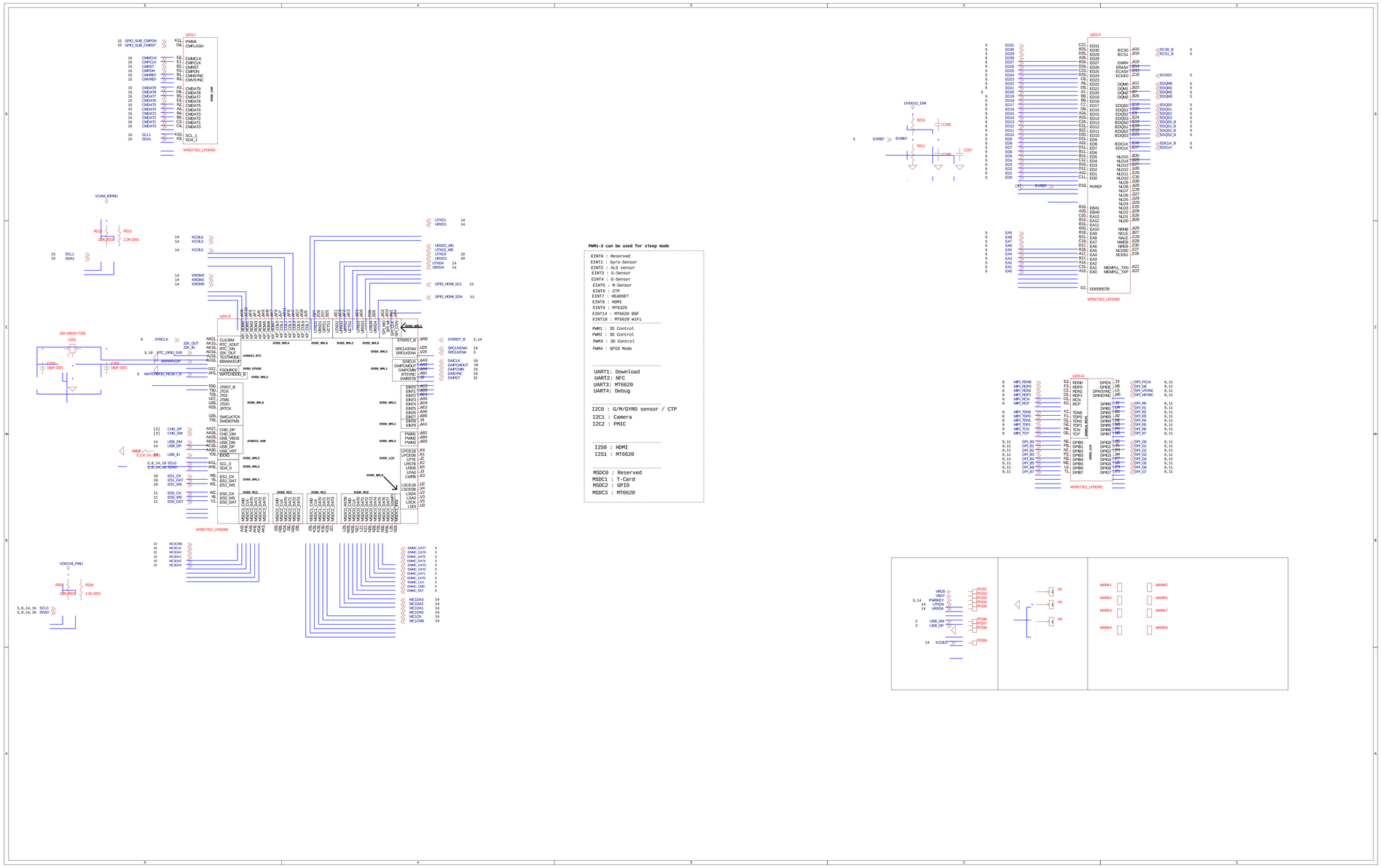
U201-I
MT8577E2_LPDDR2
U201-E
MT8577E2_LPDDR2
U201-F
MT8577E2_LPDDR2
U201-G
MT8577E2_LPDDR2
VCAM_IOPMU
VDD1V8_PMU
VDD1V2_EM4
X201
32K (MS2V-T1R)
PWM1-3 can be used for sleep mode
EINT0 : Reserved
EINT1 : Gyro-Sensor
EINT2 : ALS sensor
EINT3 : G-Sensor
EINT4 : G-Sensor
EINT5 : M-Sensor
EINT6 : CTP
EINT7 : HEADSET
EINT8 : HDMI
EINT9 : MT6329
EINT14 : MT6620 BGF
EINT18 : MT6620 WiFi
PWM1 : 3D Control
PWM2 : 3D Control
PWM3 : 3D Control
PWM4 : GPIO Mode
UART1: Download
UART2: NFC
UART3: MT6620
UART4: Debug
I2C0 : G/M/GYRO sensor / CTP
I2C1 : Camera
I2C2 : PMIC
I2S0 : HDMI
I2S1 : MT6620
MSDC0 : Reserved
MSDC1 : T-Card
MSDC2 : GPIO
MSDC3 : MT6620

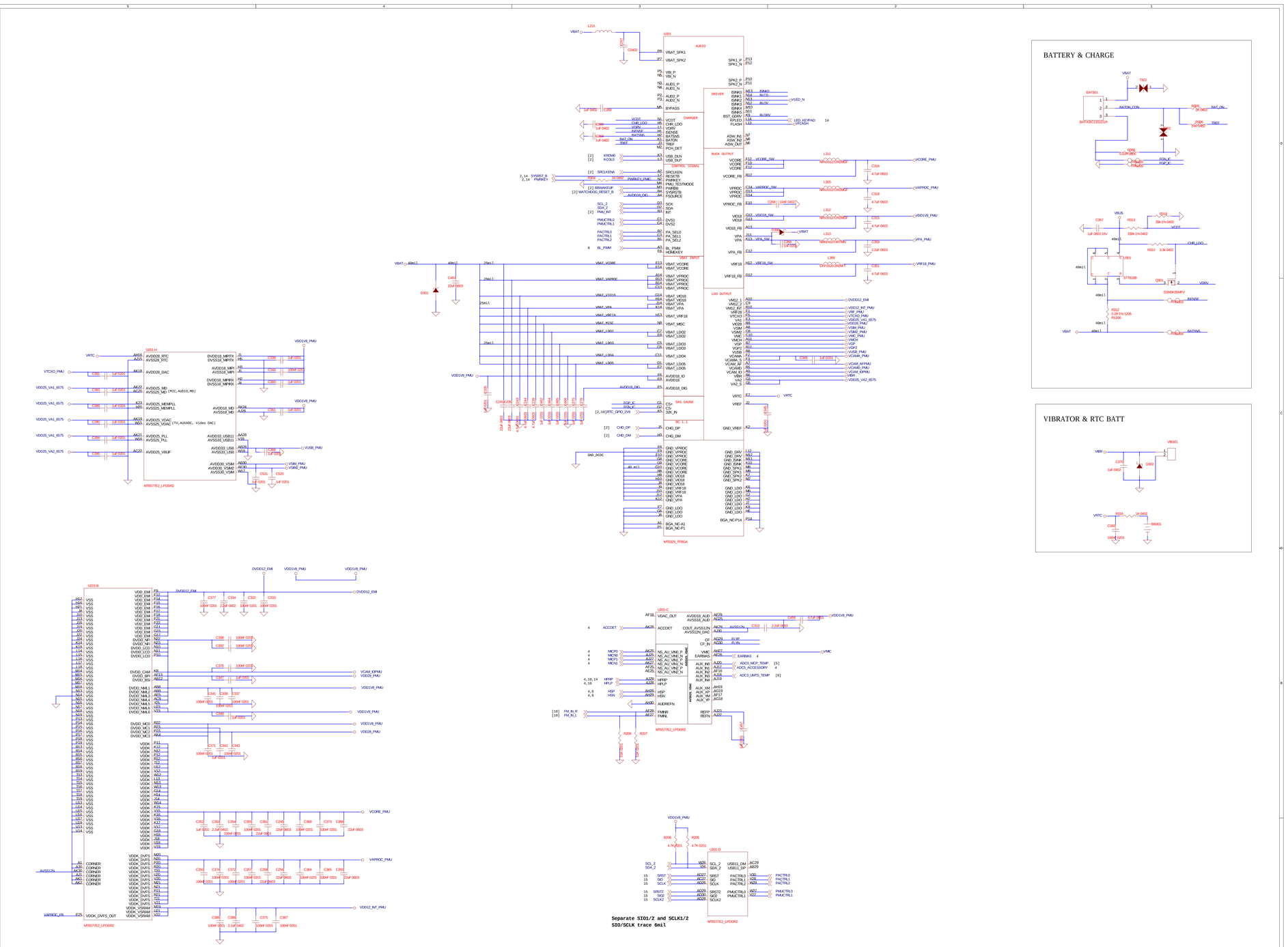
U031
AU010
U011-H
MT6577E2_LPDDR2
U011-B
U011-C
U011-D
MT6329_TFBGA
BATTERY & CHARGE
VIBRATOR & RTC BATT
Separate SIO1/2 and SCLK1/2
SIO/SCLK trace 6mil

MIC

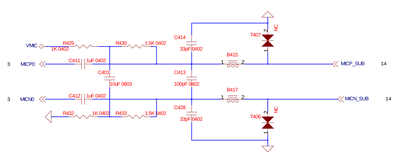

SPEAKER

RECEIVER

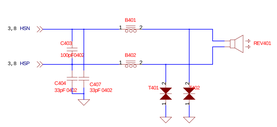

Audio Jack

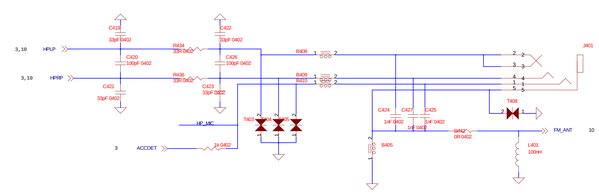

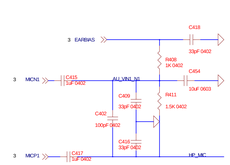


LP-D2P2
EMC
POWER

RF_MT6162_RX

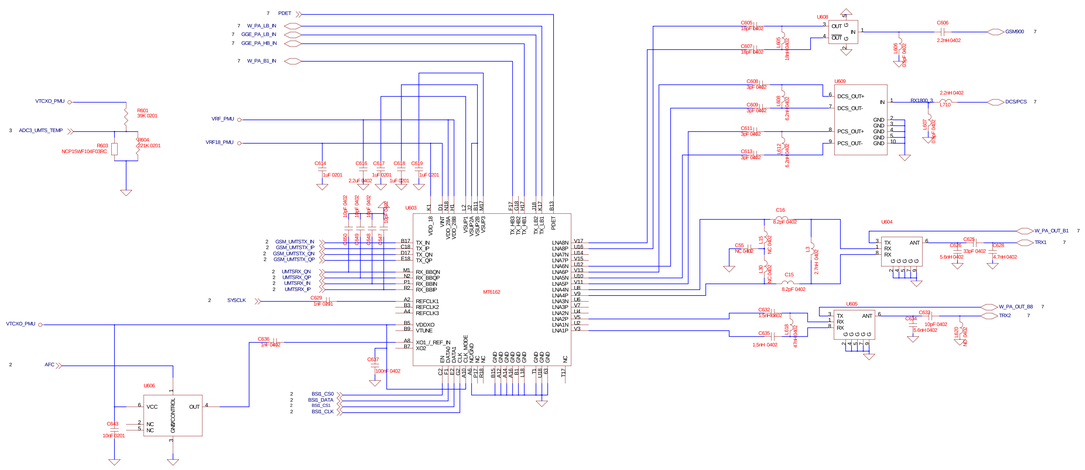

Wednesday, February 27, 2013

Size	CAGE Code	DWG NO	Rev
E			?
Scale		Sheet 5 of 11	

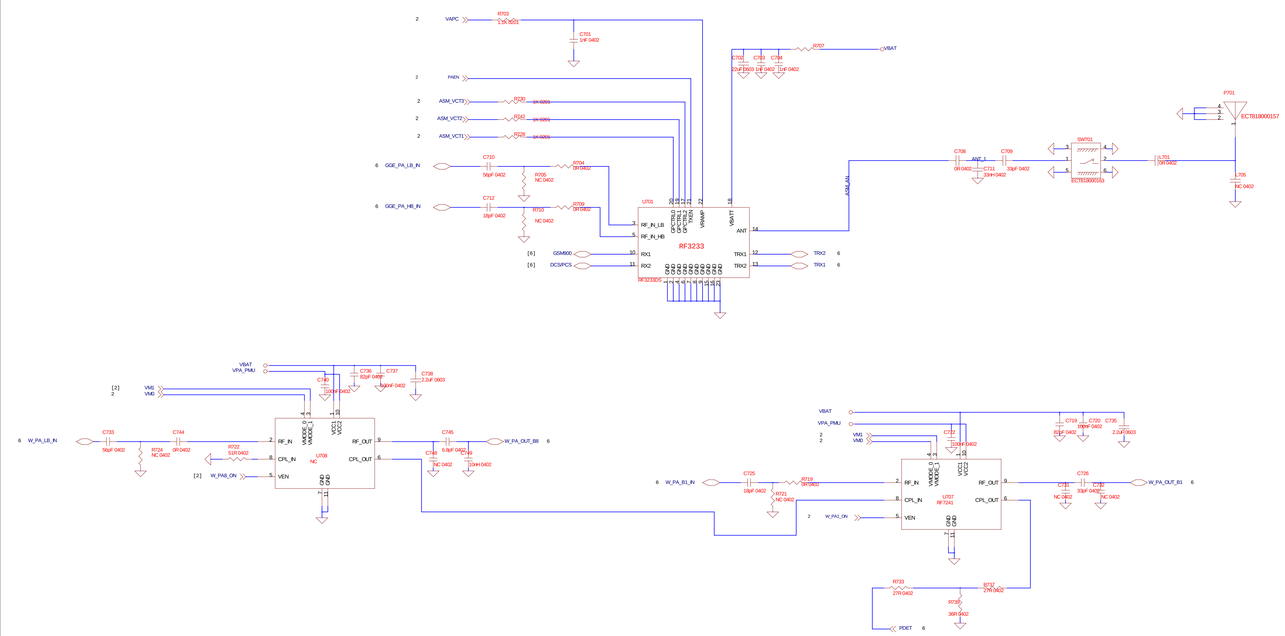
VAPC
R723
3.3K 0201
C701
1uF 0402
PAEN
ASM_VCT3
ASM_VCT2
ASM_VCT1
R530
0R 0201
R542
0R 0201
R528
0R 0201
GGE_PA_LB_IN
GGE_PA_HB_IN
C710
56pF 0402
R704
0R 0402
R705
NC 0402
C712
18pF 0402
R706
0R 0402
R707
0R 0402
C702
10uF 0603
C703
1uF 0402
C704
1uF 0402
VBAT
U701
RF3233
RF_IN_LB
RF_IN_HB
GSM900
DCS/PCS
RX1
RX2
VBAT
ANT
TRX1
TRX2
ANT_1
C708
0R 0402
C709
33pH 0402
C711
33pF 0402
SW701
ECTB1B000015
L701
0R 0402
P701
ECTB1B000157
L705
NC 0402
VBAT
VPA_PMU
VM1
VM2
C736
82pF 0402
C737
100nF 0402
C738
2.2uF 0603
C740
10nH 0402
W_PA_LB_IN
C733
56pF 0402
R724
NC 0402
C744
0R 0402
R722
51R 0402
W_PA3_ON
U708
NC
RF_IN
CPL_IN
VEN
RF_OUT
CPL_OUT
C745
6.8pF 0402
C746
NC 0402
C749
10nH 0402
W_PA_OUT_B8
VBAT
VPA_PMU
VM1
VM2
C732
10nH 0402
C719
82pF 0402
C720
100nF 0402
C735
2.2uF 0603
W_PA_B1_IN
C725
18pF 0402
R719
0R 0402
R721
NC 0402
W_PA3_ON
U707
RF7241
RF_IN
CPL_IN
VEN
RF_OUT
CPL_OUT
C731
NC 0402
C726
33pF 0402
NC 0402
W_PA_OUT_B1
R733
27R 0402
R732
27R 0402
R735
36R 0402
PDET

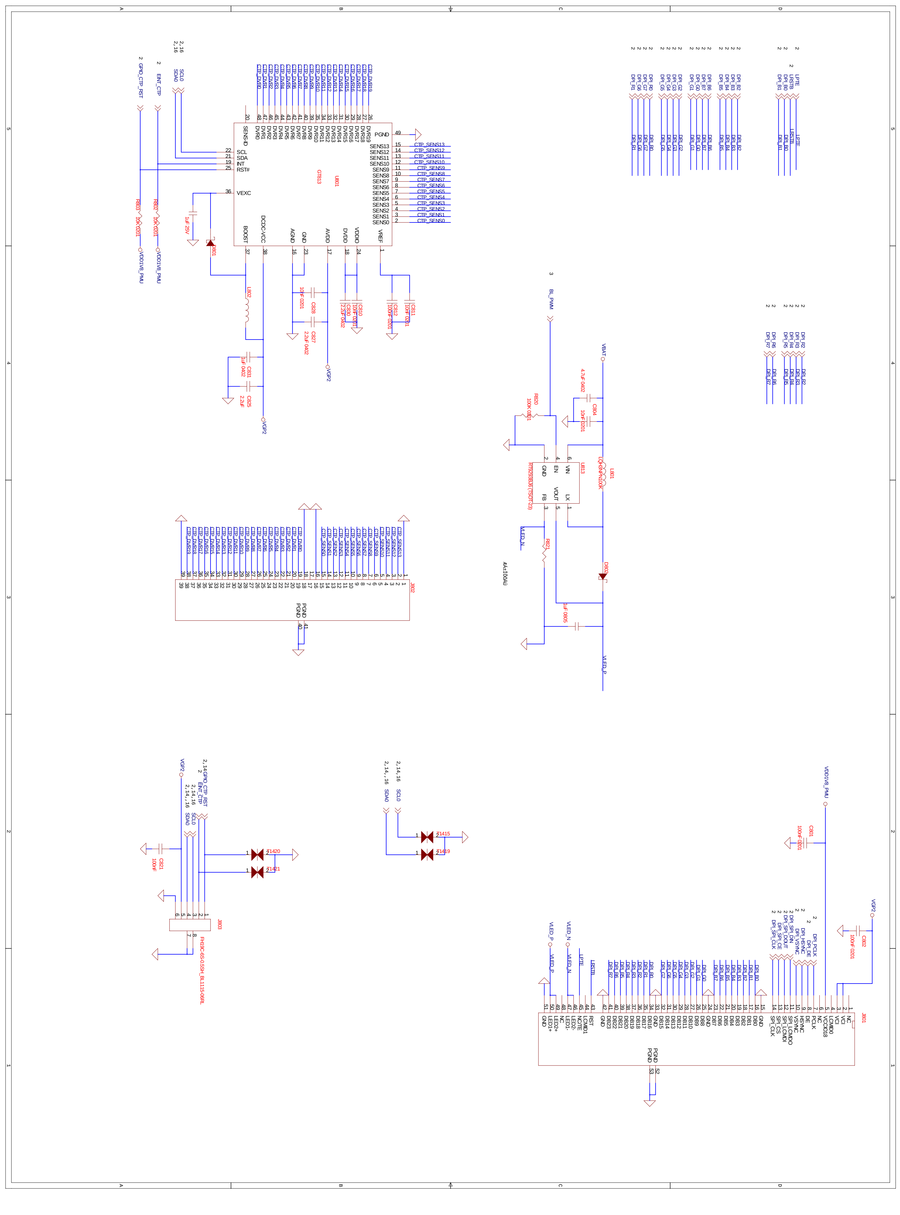

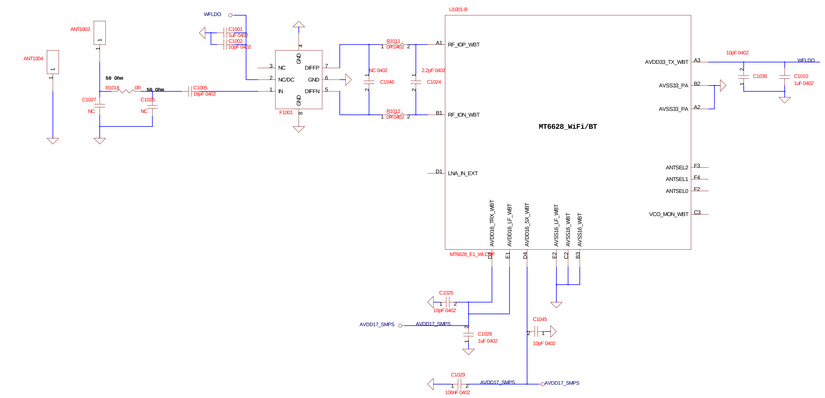
U1001-B
MT6628_WiFi/BT
RF_IOP_WBT
RF_ION_WBT
LNA_IN_EXT
AVDD33_TX_WBT
AVSS33_PA
ANTSEL2
ANTSEL1
ANTSEL0
VCO_MON_WBT
WFLDO
ANT1003
ANT1004
ANT1001
ANT1002
F1002
U1004
MAXIM_2659
U1003
U1001-C
MT6628_E1_WLCSP
RF_IN_GPS
AVDD18_RF_GPS
AVSS18_HF_GPS
AVSS18_LF_GPS
OSC_IN
AVDD28_OSC
AVSS28_OSC
OSC_EN
TEST_GPS
AGPS_SYNC
AVDD28_TLDO
BPI_GPS
U1001-A
AVDD55_MISC
AVSS55_MISC
VREF
AVDD25_V2PSNA
AVDD28_PLL
AVDD25_V2PS
AVSS28_PLL
AVDD55_SMPS
AVSS55_SMPS
AVDD28_TLDO
AVDD28_TLDO_SW
AUX_REF
RF_I_CAL
PMU_EN
PMU_DSB
AVDD17_CLDO_IN
LXBK
CLDO
WFLDO
(IMAX_300mA)
U1001-D
SALNA_IN_N_VSS
SANT_P
LNA_IN_N_VSS
LANT_P
AVDD28_FM
AVSS28_FM
AUIROUT
AULOUT
U1001-E
RTCCLK_O
RTCCLK
VCORTC
AVSSRTC
DVDD
DVSS
UART_RTS
UART_CTS
UART_RXD
UART_TXD
I2S_CLK
I2S_WS
I2S_DATA_OUT
PCM_CLK
PCM_OUT
PCM_SYNC
PCM_IN
VDD18_PMU
VBAT
VRTC
CLDO
WFLDO
GPIO185_6620_PWR_EN
GPIO185_6620_LNA_EN
TCXO_LDO
FM_RX_N_6628
FM_ANT
FM_IN_R
FM_IN_L
BPI_GPS
MC3DA3
MC3DA2
MC3DA1
MC3DA0
MC3CMD
MC3CLK
UTXD3
URXD3
I2S1_CK
I2S1_WS
I2S1_DAT
DAICLK
DAIPCMIN
DAISYNC
DAIPCMOUT
EINT18_WIFI_INT_B_6620
EINT14_BGF_INT_B_6620
DARST

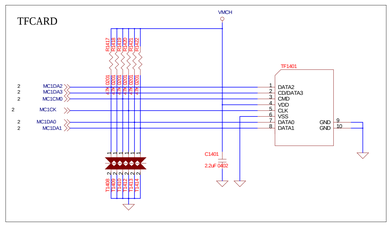
TFCARD
VMCH
TF1401
MC1DA2
MC1DA3
MC1CMD
MC1CK
MC1DA0
MC1DA1
DATA2
CD/DATA3
CMD
VDD
CLK
VSS
DATA0
DATA1
GND
GND
C1401
2.2uF 0402

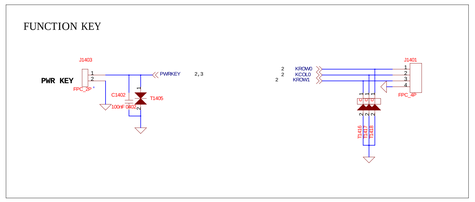
FUNCTION KEY
PWR KEY
J1403
PWRKEY
C1402
100nF 0402
TS405
KROW0
KCOL0
KROW1
J1401
FPC_3P

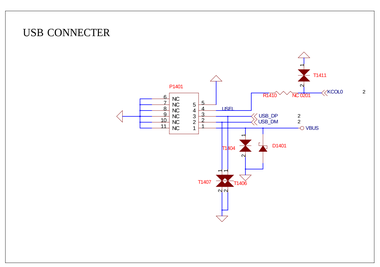
USB CONNECTER
P1401
NC
USB_DP
USB_DM
VBUS
TS411
KCOL0
TS404
D1401
TS403
TS402

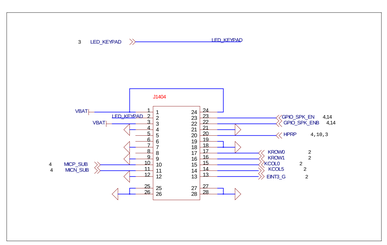
LED_KEYPAD
J1404
VBAT
GPIO_SPK_EN
GPIO_SPK_EN&
HPRP
KROW0
KROW1
KCOL0
KCOL5
EINT3_G
MCP_SUB
MCN_SUB

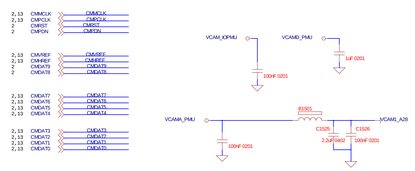

CAMERA £ ¨ BACK £ ©

SIM1

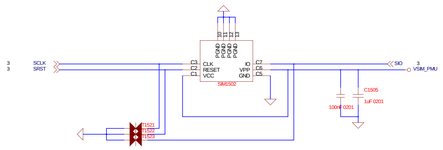

CAMERA £ ¨ FRONT £ ©

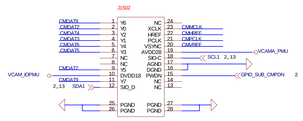

M-Sensor

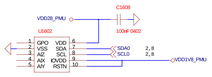

ALS & PS Sensor

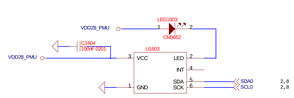

G-Sensor

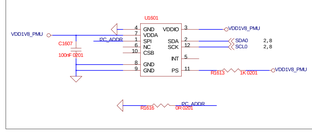
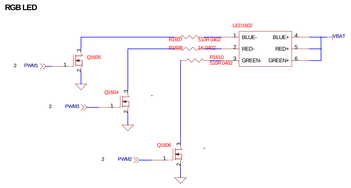
RGB LED