



Exhibit B - Test Setup Photographs



Radiated Emission below 1 GHz Front View (Integrated ceramic chip Antenna)



Radiated Emission below 1 GHz Rear View (Integrated ceramic chip Antenna)



Radiated Emission above 1 GHz Front View (Integrated ceramic chip Antenna)**Radiated Emission above 1 GHz Rear View (Integrated ceramic chip Antenna)**

Radiated Emission below 1 GHz Front View (Dipole Antenna)**Radiated Emission below 1 GHz Rear View (Dipole Antenna)**


Radiated Emission above 1 GHz Front View (Dipole Antenna)




Radiated Emission above 1 GHz Rear View (Dipole Antenna)




AC Line Conducted Emission Front View (Integrated ceramic chip Antenna)



AC Line Conducted Emission Side View (Integrated ceramic chip Antenna)



AC Line Conducted Emission Front View (Dipole Antenna)



AC Line Conducted Emission Side View (Dipole Antenna)

