

## WARNING:

- THIS PRODUCT REQUIRES ADULT SUPERVISION AND CARE SHOULD BE TAKEN WHEN UNPACKING AND SETTING UP THIS PRODUCT.
- DO NOT LEAVE ACCESSORIES UNATTENDED DUE TO POTENTIAL HAZARDS!
- DO NOT LEAVE CHILD UNATTENDED WHEN PLAYING WITH THIS PRODUCT.
- REMOVE ALL PACKAGING ATTACHMENT BEFORE GIVING PRODUCT TO CHILD.

THIS DEVICE COMPLIES WITH PART 15 OF THE FCC RULES. OPERATION IS SUBJECT TO THE FOLLOWING TWO CONDITIONS: (1) THIS DEVICE MAY NOT CAUSE HARMFUL INTERFERENCE, AND (2) THIS DEVICE MUST ACCEPT ANY INTERFERENCE RECEIVED, INCLUDING INTERFERENCE THAT MAY CAUSE UNDESIRE OPERATION.

## ⚠ WARNING

CHANGES OR MODIFICATIONS TO THIS UNIT NOT EXPRESSLY APPROVED BY THE PARTY RESPONSIBLE FOR COMPLIANCE COULD VOID THE USER'S AUTHORITY TO OPERATE THE EQUIPMENT.

NOTE: THIS EQUIPMENT HAS BEEN TESTED AND FOUND TO COMPLY WITH THE LIMITS FOR A CLASS B DIGITAL DEVICE, PURSUANT TO PART 15 OF THE FCC RULES. THESE LIMITS ARE DESIGNED TO PROVIDE REASONABLE PROTECTION AGAINST HARMFUL INTERFERENCE IN A RESIDENTIAL INSTALLATION. THIS EQUIPMENT GENERATES, USES AND CAN RADIATE RADIO FREQUENCY ENERGY AND, IF NOT INSTALLED AND USED IN ACCORDANCE WITH THE INSTRUCTIONS, MAY CAUSE HARMFUL INTERFERENCE TO RADIO COMMUNICATIONS.

HOWEVER, THERE IS NO GUARANTEE THAT INTERFERENCE WILL NOT OCCUR IN A PARTICULAR INSTALLATION. IF THIS EQUIPMENT DOES CAUSE HARMFUL INTERFERENCE TO RADIO OR TELEVISION RECEPTION, WHICH CAN BE DETERMINED BY TURNING THE EQUIPMENT OFF AND ON, THE USER IS ENCOURAGED TO TRY TO CORRECT THE INTERFERENCE BY ONE OR MORE OF THE FOLLOWING MEASURES:

- REORIENT OR RELOCATE THE RECEIVING ANTENNA.
- INCREASE THE SEPARATION BETWEEN THE EQUIPMENT AND RECEIVER.
- CONNECT THE EQUIPMENT INTO AN OUTLET ON A CIRCUIT DIFFERENT FROM THAT TO WHICH THE RECEIVER IS CONNECTED.
- CONSULT THE DEALER OR AN EXPERIENCED RADIO/TV TECHNICIAN FOR HELP.

## CUSTOMER INFORMATION

For customer service in the USA and Canada, please

call 1-888-438-8808

Outside the USA and Canada, call +800-4388-8088 or dial direct at +1-909-594-7771

Information at [www.tollytots.com](http://www.tollytots.com) or email at [info@tollytots.com](mailto:info@tollytots.com)

©Disney

Printed in China



# Singing & Storytelling Belle



## Instruction Manual



### WARNING:


CHOKING HAZARD - Small parts.  
Not for children under 3 years.

### Important Message to Consumers

Thank you for purchasing the "Singing & Storytelling Belle". Please take a few moments to read through these instructions. This will help you understand the safe and proper way to use this item. Please keep these instructions for future reference as they contain important information.

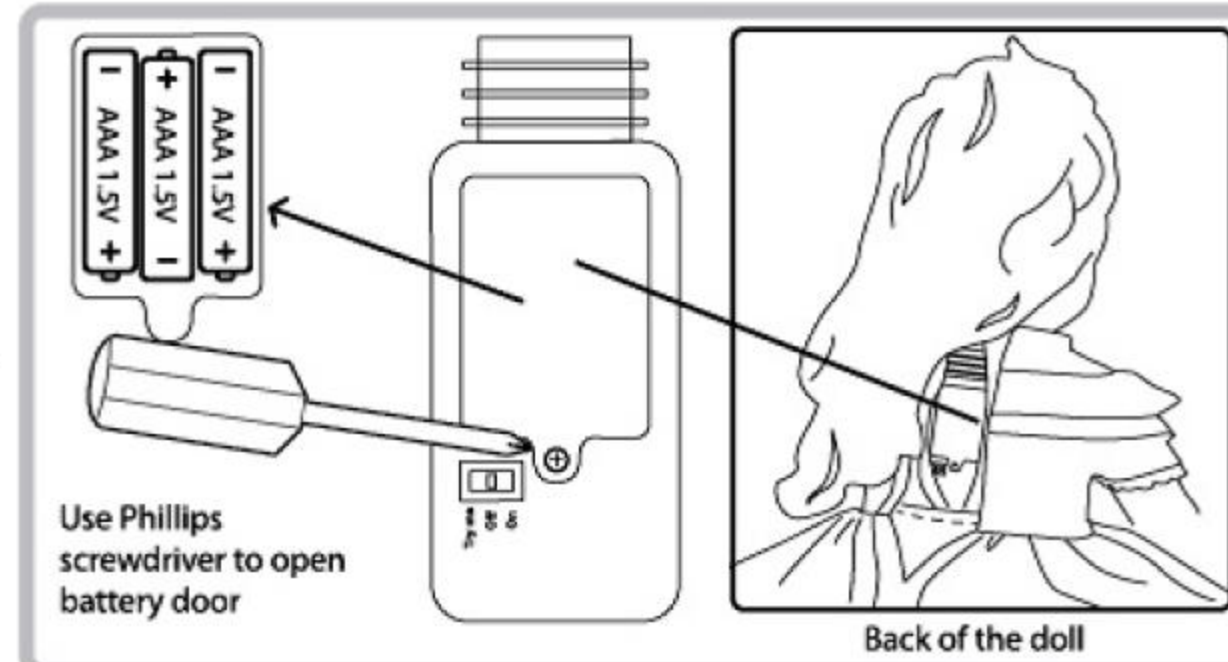


## CONTENT LIST



## BATTERY REPLACEMENT

- 3 pieces of AAA 1.5V batteries are required for running this product
- Batteries should be inserted with the correct polarity as the right side picture
- The supply terminals are not to be short-circuited
- Do not mix old and new batteries or batteries of different types: alkaline, standard (carbon-zinc), or rechargeable (nickel-cadmium).
- Only batteries of the same or equivalent type as recommended are to be used
- Exhausted batteries should be removed from the product
- Non-rechargeable batteries are not to be recharged
- Rechargeable batteries are to be removed from the product before being charged.
- Rechargeable batteries are only to be charged under adult supervision



## HOW TO START

There is a switch below the battery compartment, including Try me, Off and On. The picture on the right is for reference.

### 1) TRY ME

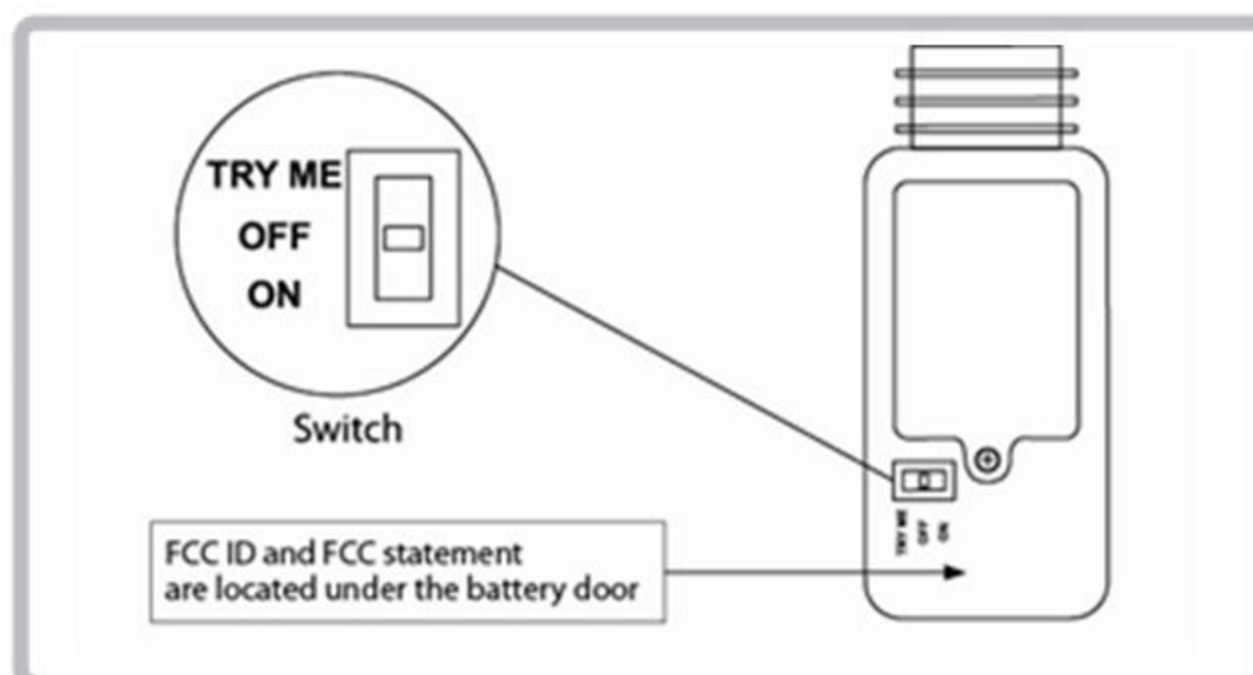
- Switch to "TRY ME" position to enter TRY ME mode
- Press Belle's bracelet and Belle will speak as she did in the package

### 2) OFF

- Switch to "OFF" position to turn off the product

### 3) ON

- Switch to "ON" position to enter normal mode
- Belle is ready for singing or storytelling by stimulation: hug/pressing bracelet or holding her accessories



### HUG

Hug Belle and press her chest lightly, she will speak to you and be ready to interact with her friends and accessories.



### SLEEP MODE

If the doll is without interaction for a while, it will enter sleep mode. Pressing Belle's chest lightly (A) or her bracelet (B) to wake her up.



Note: Belle can only hold the accessories with her right hand.

## PLAY FEATURE

